

Amplitude analysis of $D_s^+ \rightarrow \pi^+ \pi^0 \eta$ and first observation of the pure W -annihilation decays $D_s^+ \rightarrow a_0(980)^+ \pi^0$ and $D_s^+ \rightarrow a_0(980)^0 \pi^+$

M. Ablikim¹, M. N. Achasov^{10,d}, S. Ahmed¹⁵, M. Albrecht⁴, M. Alekseev^{56A,56C}, A. Amoroso^{56A,56C}, F. F. An¹, Q. An^{53,43}, J. Z. Bai¹, Y. Bai⁴², O. Bakina²⁷, R. Baldini Ferrolì^{23A}, Y. Ban³⁵, K. Begzsuren²⁵, J. V. Bennett⁵, N. Berger²⁶, M. Bertani^{23A}, D. Bettoni^{24A}, F. Bianchi^{56A,56C}, E. Boger^{27,b}, I. Boyko²⁷, R. A. Briere⁵, H. Cai⁵⁸, X. Cai^{1,43}, A. Calcaterra^{23A}, G. F. Cao^{1,47}, N. Cao^{1,47}, S. A. Cetin^{46B}, J. Chai^{56C}, J. F. Chang^{1,43}, G. Chelkov^{27,b,c}, G. Chen¹, H. S. Chen^{1,47}, J. C. Chen¹, M. L. Chen^{1,43}, S. J. Chen³³, X. R. Chen³⁰, Y. B. Chen^{1,43}, W. Cheng^{56C}, X. K. Chu³⁵, G. Cibinetto^{24A}, F. Cossio^{56C}, X. F. Cui³⁴, H. L. Dai^{1,43}, J. P. Dai^{38,h}, A. Dbeyssi¹⁵, D. Dedovich²⁷, Z. Y. Deng¹, A. Denig²⁶, I. Denysenko²⁷, M. Destefanis^{56A,56C}, F. De Mori^{56A,56C}, Y. Ding³¹, C. Dong³⁴, J. Dong^{1,43}, L. Y. Dong^{1,47}, M. Y. Dong^{1,43,47}, S. X. Du⁶¹, J. Fang^{1,43}, S. S. Fang^{1,47}, Y. Fang¹, R. Farinelli^{24A,24B}, L. Fava^{56B,56C}, F. Feldbauer⁴, G. Felici^{23A}, C. Q. Feng^{53,43}, M. Fritsch⁴, C. D. Fu¹, Q. Gao¹, X. L. Gao^{53,43}, Y. Gao⁴⁵, Y. Gao⁵⁴, Y. G. Gao⁶, Z. Gao^{53,43}, B. Garillon²⁶, I. Garzia^{24A}, A. Gilman⁵⁰, K. Goetzen¹¹, L. Gong³⁴, W. X. Gong^{1,43}, W. Gradl²⁶, M. Greco^{56A,56C}, M. H. Gu^{1,43}, Y. T. Gu¹³, A. Q. Guo¹, R. P. Guo^{1,47}, Y. P. Guo²⁶, A. Guskov²⁷, S. Han⁵⁸, X. Q. Hao¹⁶, F. A. Harris⁴⁸, K. L. He^{1,47}, X. Q. He⁵², F. H. Heinsius⁴, T. Held⁴, Y. K. Heng^{1,43,47}, Y. R. Hou⁴⁷, Z. L. Hou¹, H. M. Hu^{1,47}, J. F. Hu^{38,h}, T. Hu^{1,43,47}, Y. Hu¹, G. S. Huang^{53,43}, J. S. Huang¹⁶, X. T. Huang³⁷, Z. L. Huang³¹, T. Hussain⁵⁵, W. Ikegami Andersson⁵⁷, W. Imoehl²², M. Irshad^{53,43}, Q. Ji¹, Q. P. Ji¹⁶, X. B. Ji^{1,47}, X. L. Ji^{1,43}, X. S. Jiang^{1,43,47}, X. Y. Jiang³⁴, J. B. Jiao³⁷, Z. Jiao¹⁸, D. P. Jin^{1,43,47}, S. Jin^{1,47}, Y. Jin⁴⁹, T. Johansson⁵⁷, N. Kalantar-Nayestanaki²⁹, X. S. Kang³⁴, R. Kappert²⁹, M. Kavatsyuk²⁹, B. C. Ke¹, I. K. Keshk⁴, T. Khan^{53,43}, A. Khoukaz⁵¹, P. Kiese²⁶, R. Kiuchi¹, R. Kliemt¹¹, L. Koch²⁸, O. B. Kolcu^{46B,f}, B. Kopf⁴, M. Kuemmel⁴, M. Kuessner⁴, A. Kupsc⁵⁷, M. Kurth¹, M. G. Kurth^{1,47}, W. Kühn²⁸, J. S. Lange²⁸, P. Larin¹⁵, L. Lavezzi^{56C}, H. Leithoff²⁶, C. Li⁵⁷, Cheng Li^{53,43}, D. M. Li⁶¹, F. Li^{1,43}, F. Y. Li³⁵, G. Li¹, H. B. Li^{1,47}, H. J. Li^{1,47}, J. C. Li¹, J. W. Li⁴¹, Jin Li³⁶, K. J. Li⁴⁴, Kang Li¹⁴, Ke Li¹, L. K. Li¹, Lei Li³⁵, P. L. Li^{53,43}, P. R. Li^{47,7}, Q. Y. Li³⁷, W. D. Li^{1,47}, W. G. Li¹, X. L. Li³⁷, X. N. Li^{1,43}, X. Q. Li³⁴, Z. B. Li⁴⁴, H. Liang^{53,43}, H. Liang^{1,47}, Y. F. Liang⁴⁰, Y. T. Liang²⁸, G. R. Liao¹², L. Z. Liao^{1,47}, J. Libby²¹, C. X. Lin⁴⁴, D. X. Lin¹⁵, B. Liu^{38,h}, B. J. Liu¹, C. X. Liu¹, D. Liu^{53,43}, D. Y. Liu^{38,h}, F. H. Liu³⁹, Fang Liu¹, Feng Liu⁶, H. B. Liu¹³, H. M. Liu^{1,47}, Huanhuan Liu¹, Huihui Liu¹⁷, J. B. Liu^{53,43}, J. Y. Liu^{1,47}, K. Y. Liu³¹, Ke Liu⁶, L. D. Liu³⁵, Q. Liu⁴⁷, S. B. Liu^{53,43}, X. Liu³⁰, X. Y. Liu^{1,47}, Y. B. Liu³⁴, Z. A. Liu^{1,43,47}, Zhiqing Liu²⁶, Y. F. Long³⁵, X. C. Lou^{1,43,47}, H. J. Lu¹⁸, J. G. Lu^{1,43}, Y. Lu¹, Y. P. Lu^{1,43}, C. L. Luo³², M. X. Luo⁶⁰, T. Luo^{9,j}, X. L. Luo^{1,43}, S. Lusso^{56C}, X. R. Lyu⁴⁷, F. C. Ma³¹, H. L. Ma¹, L. L. Ma³⁷, M. M. Ma^{1,47}, Q. M. Ma¹, T. Ma¹, X. N. Ma³⁴, X. Y. Ma^{1,43}, Y. M. Ma³⁷, F. E. Maas¹⁵, M. Maggiora^{56A,56C}, S. Maldaner²⁶, Q. A. Malik⁵⁵, A. Mangoni^{23B}, Y. J. Mao³⁵, Z. P. Mao¹, S. Marcello^{56A,56C}, Z. X. Meng⁴⁹, J. G. Messchendorp²⁹, G. Mezzadri^{24B}, J. Min^{1,43}, R. E. Mitchell²², X. H. Mo^{1,43,47}, Y. J. Mo⁶, C. Morales Morales¹⁵, N. Yu. Muchnoi^{10,d}, H. Muramatsu⁵⁰, A. Mustafa⁴, Y. Nefedov²⁷, F. Nerling¹¹, I. B. Nikolaev^{10,d}, Z. Ning^{1,43}, S. Nisar⁸, S. L. Niu^{1,43}, X. Y. Niu^{1,47}, S. L. Olsen^{36,k}, Q. Ouyang^{1,43,47}, S. Pacetti^{23B}, Y. Pan^{53,43}, M. Papenbrock⁵⁷, P. Patteri^{23A}, M. Pelizaeus⁴, J. Pellegrino^{56A,56C}, H. P. Peng^{53,43}, K. Peters^{11,g}, J. Pettersson⁵⁷, J. L. Ping³², R. G. Ping^{1,47}, A. Pitka⁴, R. Poling⁵⁰, V. Prasad^{53,43}, M. Qi³³, T. Y. Qi², S. Qian^{1,43}, C. F. Qiao⁴⁷, N. Qin⁵⁸, X. S. Qin⁴, Z. H. Qin^{1,43}, J. F. Qiu¹, S. Q. Qu³⁴, K. H. Rashid^{55,i}, C. F. Redmer²⁶, M. Richter⁴, M. Ripka²⁶, A. Rivetti^{56C}, V. Rodin²⁹, M. Rolo^{56C}, G. Rong^{1,47}, Ch. Rosner¹⁵, A. Sarantsev^{27,e}, M. Savrié^{24B}, K. Schoenning⁵⁷, W. Shan¹⁹, X. Y. Shan^{53,43}, M. Shao^{53,43}, C. P. Shen², P. X. Shen³⁴, X. Y. Shen^{1,47}, H. Y. Sheng¹, S. Shi^{1,43}, J. J. Song³⁷, X. Y. Song¹, S. Sosio^{56A,56C}, C. Sowa⁴, S. Spataro^{56A,56C}, G. X. Sun¹, J. F. Sun¹⁶, L. Sun⁵⁸, S. S. Sun^{1,47}, X. H. Sun¹, Y. J. Sun^{53,43}, Y. K. Sun^{53,43}, Y. Z. Sun¹, Z. J. Sun^{1,43}, Z. T. Sun²², Y. T. Tan^{53,43}, C. J. Tang⁴⁰, G. Y. Tang¹, X. Tang¹, B. Tsednee²⁵, I. Uman^{46D}, B. Wang¹, D. Wang³⁵, D. Y. Wang³⁵, K. Wang^{1,43}, L. L. Wang¹, L. S. Wang¹, M. Wang³⁷, Meng Wang^{1,47}, P. Wang¹, P. L. Wang¹, W. P. Wang^{53,43}, X. L. Wang^{9,j}, Y. Wang^{53,43}, Y. F. Wang^{1,43,47}, Z. Wang^{1,43}, Z. G. Wang^{1,43}, Z. Y. Wang¹, Zongyuan Wang^{1,47}, T. Weber⁴, D. H. Wei¹², P. Weidenkaff²⁶, S. P. Wen¹, U. Wiedner⁴, M. Wolke⁵⁷, L. H. Wu¹, L. J. Wu^{1,47}, Z. Wu^{1,43}, L. Xia^{53,43}, Y. Xia²⁰, S. Y. Xiao¹, Y. J. Xiao^{1,47}, Z. J. Xiao³², Y. G. Xie^{1,43}, Y. H. Xie⁶, X. A. Xiong^{1,47}, Q. L. Xiu^{1,43}, G. F. Xu¹, J. J. Xu^{1,47}, L. Xu¹, Q. J. Xu¹⁴, X. P. Xu⁴¹, F. Yan⁵⁴, L. Yan^{56A,56C}, W. B. Yan^{53,43}, W. C. Yan², Y. H. Yan²⁰, H. J. Yang^{38,h}, H. X. Yang¹, L. Yang⁵⁸, R. X. Yang^{53,43}, Y. H. Yang³³, Y. X. Yang¹², Yifan Yang^{1,47}, Z. Q. Yang²⁰, M. Ye^{1,43}, M. H. Ye⁷, J. H. Yin¹, Z. Y. You⁴⁴, B. X. Yu^{1,43,47}, C. X. Yu³⁴, J. S. Yu³⁰, J. S. Yu²⁰, C. Z. Yuan^{1,47}, Y. Yuan¹, A. Yuncu^{46B,a}, A. A. Zafar⁵⁵, Y. Zeng²⁰, B. X. Zhang¹, B. Y. Zhang^{1,43}, C. C. Zhang¹, D. H. Zhang¹, H. H. Zhang⁴⁴, H. Y. Zhang^{1,43}, J. Zhang^{1,47}, J. L. Zhang⁵⁹, J. Q. Zhang⁴, J. W. Zhang^{1,43,47}, J. Y. Zhang¹, J. Z. Zhang^{1,47}, K. Zhang^{1,47}, L. Zhang⁴⁵, T. J. Zhang^{38,h}, X. Y. Zhang³⁷, Y. Zhang^{53,43}, Y. H. Zhang^{1,43}, Y. T. Zhang^{53,43}, Yang Zhang¹, Yao Zhang¹, Yi Zhang^{9,j}, Z. H. Zhang⁶, Z. P. Zhang⁵³, Z. Y. Zhang⁵⁸, G. Zhao¹, J. W. Zhao^{1,43}, J. Y. Zhao^{1,47}, J. Z. Zhao^{1,43}, Lei Zhao^{53,43}, Ling Zhao¹, M. G. Zhao³⁴, Q. Zhao¹, S. J. Zhao⁶¹, T. C. Zhao¹, Y. B. Zhao^{1,43}, Z. G. Zhao^{53,43}, A. Zhemchugov^{27,b}, B. Zheng⁵⁴, J. P. Zheng^{1,43}, Y. H. Zheng⁴⁷, B. Zhong³², L. Zhou^{1,43}, Q. Zhou^{1,47}, X. Zhou⁵⁸, X. K. Zhou^{53,43}, X. R. Zhou^{53,43}, Xiaoyu Zhou²⁰, Xu Zhou²⁰, A. N. Zhu^{1,47}, J. Zhu³⁴, J. Zhu⁴⁴, K. Zhu¹, K. J. Zhu^{1,43,47}, S. H. Zhu⁵², W. J. Zhu³⁴, X. L. Zhu⁴⁵, Y. C. Zhu^{53,43}, Y. S. Zhu^{1,47}, Z. A. Zhu^{1,47}, J. Zhuang^{1,43}, B. S. Zou¹, J. H. Zou¹

(BESIII Collaboration)

¹ Institute of High Energy Physics, Beijing 100049, People's Republic of China

² Beihang University, Beijing 100191, People's Republic of China

³ Beijing Institute of Petrochemical Technology, Beijing 102617, People's Republic of China

⁴ Bochum Ruhr-University, D-44780 Bochum, Germany

⁵ Carnegie Mellon University, Pittsburgh, Pennsylvania 15213, USA

- ⁶ Central China Normal University, Wuhan 430079, People's Republic of China
- ⁷ China Center of Advanced Science and Technology, Beijing 100190, People's Republic of China
- ⁸ COMSATS Institute of Information Technology, Lahore, Defence Road, Off Raiwind Road, 54000 Lahore, Pakistan
- ⁹ Fudan University, Shanghai 200443, People's Republic of China
- ¹⁰ G.I. Budker Institute of Nuclear Physics SB RAS (BINP), Novosibirsk 630090, Russia
- ¹¹ GSI Helmholtzcentre for Heavy Ion Research GmbH, D-64291 Darmstadt, Germany
- ¹² Guangxi Normal University, Guilin 541004, People's Republic of China
- ¹³ Guangxi University, Nanning 530004, People's Republic of China
- ¹⁴ Hangzhou Normal University, Hangzhou 310036, People's Republic of China
- ¹⁵ Helmholtz Institute Mainz, Johann-Joachim-Becher-Weg 45, D-55099 Mainz, Germany
- ¹⁶ Henan Normal University, Xinxiang 453007, People's Republic of China
- ¹⁷ Henan University of Science and Technology, Luoyang 471003, People's Republic of China
- ¹⁸ Huangshan College, Huangshan 245000, People's Republic of China
- ¹⁹ Hunan Normal University, Changsha 410081, People's Republic of China
- ²⁰ Hunan University, Changsha 410082, People's Republic of China
- ²¹ Indian Institute of Technology Madras, Chennai 600036, India
- ²² Indiana University, Bloomington, Indiana 47405, USA
- ²³ (A)INFN Laboratori Nazionali di Frascati, I-00044, Frascati, Italy; (B)INFN and University of Perugia, I-06100, Perugia, Italy
- ²⁴ (A)INFN Sezione di Ferrara, I-44122, Ferrara, Italy; (B)University of Ferrara, I-44122, Ferrara, Italy
- ²⁵ Institute of Physics and Technology, Peace Ave. 54B, Ulaanbaatar 13330, Mongolia
- ²⁶ Johannes Gutenberg University of Mainz, Johann-Joachim-Becher-Weg 45, D-55099 Mainz, Germany
- ²⁷ Joint Institute for Nuclear Research, 141980 Dubna, Moscow region, Russia
- ²⁸ Justus-Liebig-Universitaet Giessen, II. Physikalisches Institut, Heinrich-Buff-Ring 16, D-35392 Giessen, Germany
- ²⁹ KVI-CART, University of Groningen, NL-9747 AA Groningen, The Netherlands
- ³⁰ Lanzhou University, Lanzhou 730000, People's Republic of China
- ³¹ Liaoning University, Shenyang 110036, People's Republic of China
- ³² Nanjing Normal University, Nanjing 210023, People's Republic of China
- ³³ Nanjing University, Nanjing 210093, People's Republic of China
- ³⁴ Nankai University, Tianjin 300071, People's Republic of China
- ³⁵ Peking University, Beijing 100871, People's Republic of China
- ³⁶ Seoul National University, Seoul, 151-747 Korea
- ³⁷ Shandong University, Jinan 250100, People's Republic of China
- ³⁸ Shanghai Jiao Tong University, Shanghai 200240, People's Republic of China
- ³⁹ Shanxi University, Taiyuan 030006, People's Republic of China
- ⁴⁰ Sichuan University, Chengdu 610064, People's Republic of China
- ⁴¹ Soochow University, Suzhou 215006, People's Republic of China
- ⁴² Southeast University, Nanjing 211100, People's Republic of China
- ⁴³ State Key Laboratory of Particle Detection and Electronics, Beijing 100049, Hefei 230026, People's Republic of China
- ⁴⁴ Sun Yat-Sen University, Guangzhou 510275, People's Republic of China
- ⁴⁵ Tsinghua University, Beijing 100084, People's Republic of China
- ⁴⁶ (A)Ankara University, 06100 Tandogan, Ankara, Turkey; (B)Istanbul Bilgi University, 34060 Eyup, Istanbul, Turkey; (C)Uludag University, 16059 Bursa, Turkey; (D)Near East University, Nicosia, North Cyprus, Mersin 10, Turkey
- ⁴⁷ University of Chinese Academy of Sciences, Beijing 100049, People's Republic of China
- ⁴⁸ University of Hawaii, Honolulu, Hawaii 96822, USA
- ⁴⁹ University of Jinan, Jinan 250022, People's Republic of China
- ⁵⁰ University of Minnesota, Minneapolis, Minnesota 55455, USA
- ⁵¹ University of Muenster, Wilhelm-Klemm-Str. 9, 48149 Muenster, Germany
- ⁵² University of Science and Technology Liaoning, Anshan 114051, People's Republic of China
- ⁵³ University of Science and Technology of China, Hefei 230026, People's Republic of China
- ⁵⁴ University of South China, Hengyang 421001, People's Republic of China
- ⁵⁵ University of the Punjab, Lahore-54590, Pakistan
- ⁵⁶ (A)University of Turin, I-10125, Turin, Italy; (B)University of Eastern Piedmont, I-15121, Alessandria, Italy; (C)INFN, I-10125, Turin, Italy
- ⁵⁷ Uppsala University, Box 516, SE-75120 Uppsala, Sweden
- ⁵⁸ Wuhan University, Wuhan 430072, People's Republic of China
- ⁵⁹ Xinyang Normal University, Xinyang 464000, People's Republic of China
- ⁶⁰ Zhejiang University, Hangzhou 310027, People's Republic of China
- ⁶¹ Zhengzhou University, Zhengzhou 450001, People's Republic of China

^a Also at Bogazici University, 34342 Istanbul, Turkey

^b Also at the Moscow Institute of Physics and Technology, Moscow 141700, Russia

^c Also at the Functional Electronics Laboratory, Tomsk State University, Tomsk, 634050, Russia

^d Also at the Novosibirsk State University, Novosibirsk, 630090, Russia

^e Also at the NRC "Kurchatov Institute", PNPI, 188300, Gatchina, Russia

^f Also at Istanbul Arel University, 34295 Istanbul, Turkey

^g Also at Goethe University Frankfurt, 60323 Frankfurt am Main, Germany

^h Also at Key Laboratory for Particle Physics, Astrophysics and Cosmology, Ministry of Education; Shanghai Key Laboratory for Particle Physics and Cosmology; Institute of Nuclear and Particle Physics, Shanghai 200240, People's Republic of China

ⁱ Government College Women University, Sialkot - 51310. Punjab, Pakistan.

^j Key Laboratory of Nuclear Physics and Ion-beam Application (MOE) and Institute of Modern Physics, Fudan University, Shanghai 200443, People's Republic of China

^k Currently at: Center for Underground Physics, Institute for Basic Science, Daejeon 34126, Korea

(Dated: March 12, 2019)

We present the first amplitude analysis of the decay $D_s^+ \rightarrow \pi^+ \pi^0 \eta$. We use an e^+e^- collision data sample corresponding to an integrated luminosity of 3.19 fb^{-1} collected with the BESIII detector at a center-of-mass energy of 4.178 GeV. We observe for the first time the pure W -annihilation decays $D_s^+ \rightarrow a_0(980)^+ \pi^0$ and $D_s^+ \rightarrow a_0(980)^0 \pi^+$. We measure the absolute branching fractions $\mathcal{B}(D_s^+ \rightarrow a_0(980)^{+(0)} \pi^{0(+)}, a_0(980)^{+(0)} \rightarrow \pi^{+(0)} \eta) = (1.46 \pm 0.15_{\text{stat.}} \pm 0.23_{\text{sys.}})\%$, which is larger than the branching fractions of other measured pure W -annihilation decays by at least one order of magnitude. In addition, we measure the branching fraction of $D_s^+ \rightarrow \pi^+ \pi^0 \eta$ with significantly improved precision.

PACS numbers: 13.25.Ft, 12.38.Qk, 14.40.Lb

The theoretical understanding of the weak decay of charm mesons is challenging because the charm quark mass is not heavy enough to describe exclusive processes with a heavy-quark expansion. The W -annihilation (WA) process may occur as a result of final-state-interactions (FSI) and the WA amplitude may be comparable with the tree-external-emission amplitude [1–4]. However, the theoretical calculation of the WA amplitude is currently difficult. Hence measurements of decays involving a WA contribution provide the best method to investigate this mechanism.

Among the measured decays involving WA contributions, two decays with VP mode, $D_s^+ \rightarrow \omega \pi^+$ and $D_s^+ \rightarrow \rho^0 \pi^+$, only occur through WA, which we refer to as ‘pure WA decay’. Here V and P denote vector and pseudoscalar mesons, respectively. The branching fractions (BFs) of these pure WA decays are at the $\mathcal{O}(0.1\%)$ [5]. These BF measurements allow the determination of two distinct WA amplitudes for VP mode. In addition, they improve our understanding of SU(3)-flavor symmetry and CP violation in the charm sector [4]. However, for SP mode, where S denotes a scalar meson, there are neither experimental measurements nor theoretical calculations of the BFs.

Two decays with SP mode $D_s^+ \rightarrow a_0(980)^+ \pi^0$ and $D_s^+ \rightarrow a_0(980)^0 \pi^+$ are pure WA decays if $a_0(980)^0$ - $f_0(980)$ mixing is ignored. Their decay diagrams are shown in Fig. 1. In this Letter, we search for them with an amplitude analysis of $D_s^+ \rightarrow \pi^+ \pi^0 \eta$. We also present improved measurements of the BFs of $D_s^+ \rightarrow \pi^+ \pi^0 \eta$ and $D_s^+ \rightarrow \rho^+ \eta$ decays. Throughout this Letter, charge conjugation and $a_0(980) \rightarrow \pi \eta$ are implied unless explicitly

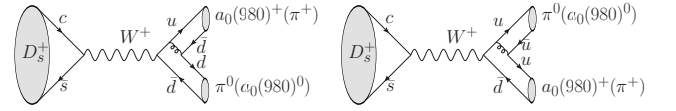


FIG. 1. $D_s^+ \rightarrow a_0(980)^{+(0)} \pi^{0(+)}$ decay topology diagrams, where the gluon lines can be connected with the quark lines in all possible cases and the contributions from FSI are included.

stated.

We use a data sample corresponding to an integrated luminosity of 3.19 fb^{-1} , taken at a center-of-mass energy of 4.178 GeV with the BESIII detector located at Beijing Electron Position Collider [7]. The BESIII detector and the upgraded multi-gap resistive plate chambers used in the time-of-flight systems are described in Refs. [6] and [8], respectively. We study the background and determine tagging efficiencies with a generic Monte Carlo (GMC) sample that is simulated with GEANT4 [9]. The GMC sample includes all known open-charm decay processes, which are generated with CONEXC [10] and EVTGEN [11], initial-state radiative decays to the J/ψ or $\psi(3686)$, and continuum processes. We determine signal efficiencies from Monte Carlo (MC) samples of $D_s^+ \rightarrow \pi^+ \pi^0 \eta$ decays that are generated according to the amplitude fit results to data reported in this Letter.

In the data sample, the D_s mesons are mainly produced via the process of $e^+e^- \rightarrow D_s^{*-} D_s^+$, $D_s^{*-} \rightarrow \gamma D_s^-$; we refer to the γ directly produced from the D_s^{*-} decay as γ_{direct} . To exploit the dominance of the $e^+e^- \rightarrow D_s^{*-} D_s^+$ process, we use the double-tag (DT) method [14]. The single-tag (ST) D_s^- mesons

are reconstructed using seven hadronic decays: $D_s^- \rightarrow K_S^0 K^-$, $D_s^- \rightarrow K^+ K^- \pi^-$, $D_s^- \rightarrow K_S^0 K^- \pi^0$, $D_s^- \rightarrow K^+ K^- \pi^- \pi^0$, $D_s^- \rightarrow K_S^0 K^+ \pi^- \pi^-$, $D_s^- \rightarrow \pi^- \eta$, and $D_s^- \rightarrow \pi^- \eta'$. A DT is formed by selecting a $D_s^+ \rightarrow \pi \pi^0 \eta$ decay in the side of the event recoiling against the D_s^- tag. Here, K_S^0 , π^0 , η and η' are reconstructed using $\pi^+ \pi^-$, $\gamma \gamma$, $\gamma \gamma$ and $\pi^+ \pi^- \eta$ channels, respectively. The selection criteria for charged tracks, photons, K_S^0 and π^0 are the same as those reported in Ref. [15]. The $\eta^{(\prime)}$ candidate is required to have an invariant mass of the $\gamma \gamma$ ($\pi^+ \pi^- \eta$) combination in the interval $[0.490, 0.580]$ ($[0.938, 0.978]$) GeV/c^2 .

The invariant mass of the tagged (signal) $D_s^{-(+)}$ candidates M_{tag} (M_{sig}) are required to be in the interval $[1.90, 2.03]$ GeV/c^2 ($[1.87, 2.06]$ GeV/c^2). For the ST D_s^- mesons, the recoil mass $M_{\text{rec}} = \sqrt{(E_{\text{tot}} - \sqrt{|\vec{p}_{D_s}|^2 + m_{D_s}^2})^2 - |\vec{p}_{\text{tot}} - \vec{p}_{D_s}|^2}$ is required to be within the range $[2.05, 2.18]$ GeV/c^2 to suppress events from non- $D_s^* D_s^+$ processes. Here, $(E_{\text{tot}}, \vec{p}_{\text{tot}})$ is the four-momentum of the colliding $e^+ e^-$ system, \vec{p}_{D_s} is the three-momentum of the D_s candidate and m_{D_s} is the D_s mass [5]. For events with multiple tag candidates for a single tag mode, the one with a value of M_{rec} closest to m_{D_s} is chosen. If there are multiple signal candidates present against a selected tag candidate, the one with a value of $(M_{\text{tag}} + M_{\text{sig}})/2$ closest to m_{D_s} is accepted.

We perform a seven-constraint (7C) kinematic fit to the selected DT candidates for two reasons. First, to successfully perform an amplitude analysis, the 7C fit ensures that all events fall within the Dalitz plot. Second, it allows the selection of the γ_{direct} candidate. In the 7C fit, aside from constraints arising from four-momentum conservation, the invariant masses of the $(\gamma \gamma)_{\pi^0}$, $(\gamma \gamma)_{\eta}$, and $\pi^+ \pi^0 \eta$ combinations used to reconstruct the signal D_s^+ candidate are constrained to the nominal π^0 , η and D_s^+ masses [5], respectively. The γ_{direct} candidate used in the 7C fit that produces the smallest χ_{7C}^2 is selected. We require $\chi_{7C}^2 < 1000$ to avoid introducing a broad peak in the M_{sig} background distribution arising from events that are inconsistent with the signal hypothesis. To further suppress the background, we perform another 7C kinematic fit, referred to as the ‘7CA fit’, by replacing the signal D_s^+ mass constraint with a D_s^* mass constraint in which the invariant mass of either the D_s^+ or D_s^- candidate and the selected γ_{direct} is constrained to the nominal D_s^* mass [5]. We require one of the values of the χ_{7CA}^2 to be less than 500, to ensure reasonable consistency with the signal hypothesis. To suppress the background associated with the fake γ_{direct} candidates in the signal events, we veto events with $\cos \theta_{\eta} < 0.998$, where θ_{η} is the angle between the η momentum vector from a η mass constraint fit and that from the 7CA kinematic fit. After applying these criteria, we further reduce the background, by using a multi-variable analysis method [16]

in which a boosted decision tree (BDT) classifier is developed using the GMC sample. The BDT takes three discriminating variables as inputs: the invariant mass of the photon pair used to reconstruct the η candidate, the momentum of the lower-energy photon from the η candidate, and the momentum of the γ_{direct} candidate. Studies of the GMC sample show that a requirement on the output of the BDT retains 77.8% signal and rejects 73.4% background. Events in which the signal candidate lies within the interval $1.93 < M_{\text{sig}} < 1.99$ GeV/c^2 are retained for the amplitude analysis. The background events in the signal region from the GMC sample are used to model the corresponding background in data. To check the accuracy of the GMC background modeling, we compare the $M_{\pi^+ \pi^0}$, $M_{\pi^+ \eta}$ and $M_{\pi^0 \eta}$ distributions of events outside the selected M_{sig} interval between data and the GMC sample; the distributions are found to be compatible within the statistical uncertainties. We retain a sample of 1239 $D_s^+ \rightarrow \pi^+ \pi^- \eta$ candidates that has a purity of $(97.7 \pm 0.5)\%$.

The amplitude analysis is performed using an unbinned maximum-likelihood fit to the accepted candidate events in data. The background contribution is subtracted in the likelihood calculation by assigning negative weights to the background events. The total amplitude $\mathcal{M}(p_j)$ is modeled as the coherent sum of the amplitudes of all intermediate processes, $\mathcal{M}(p_j) = \sum c_n e^{i\phi_n} A_n(p_j)$, where c_n and ϕ_n are the magnitude and phase of the n^{th} amplitude, respectively. The n^{th} amplitude $A_n(p_j)$ is given by $A_n(p_j) = P_n S_n F_n^r F_n^D$. Here P_n is a function that describes the propagator of the intermediate resonance. The resonance ρ^+ is parameterized by a relativistic Breit-Wigner function, while the resonance $a_0(980)$ is parameterized as a two-channel-coupled Flatté formula ($\pi \eta$ and $K \bar{K}$), $P_{a_0(980)} = 1/((m_0^2 - s_a) - i(g_{\eta\pi}^2 \rho_{\eta\pi} + g_{K\bar{K}}^2 \rho_{K\bar{K}}))$. Here, $\rho_{\eta\pi}$ and $\rho_{K\bar{K}}$ are the phase space factors: $2q/\sqrt{s_a}$, where q is denoted as the magnitude of the momentum of the daughter particle in the rest system and s_a is the invariant mass square of $a_0(980)$. We use the coupling constants $g_{\eta\pi}^2 = 0.341 \pm 0.004$ GeV^2/c^4 and $g_{K\bar{K}}^2 = (0.892 \pm 0.022)g_{\eta\pi}^2$, reported in Ref. [17]. The function S_n describes angular-momentum conservation in the decay and is constructed using the covariant tensor formalism [18]. The function $F_n^{r(D)}$ is the Blatt-Weisskopf barrier factor of the intermediate state (D_s meson). Further, according to the topology diagrams shown in Fig. 1, the W-annihilation amplitudes of decays $D_s^+ \rightarrow a_0(980)^+ \pi^0$ and $D_s^+ \rightarrow a_0(980)^0 \pi^+$ imply the relationship $A(D_s^+ \rightarrow a_0(980)^+ \pi^0) = -A(D_s^+ \rightarrow a_0(980)^0 \pi^+)$.

For each amplitude, the statistical significance is determined from the change in $2 \ln \mathcal{L}$ and the number of degrees of freedom (NDOF) when the fit is performed with and without the amplitude included. In the nominal fit, only amplitudes that have a significance greater

than 5σ are considered, where σ is the standard deviation. In addition to the $D_s^+ \rightarrow \rho^+\eta$ amplitude, both $D_s^+ \rightarrow a_0(980)^+\pi^0$ and $D_s^+ \rightarrow a_0(980)^0\pi^+$ amplitudes are found to be significant. However, the latter two amplitude phases are found to be approximately 90% correlated with one another; their fitted c_n are found to be consistent with each other while a difference in ϕ_n is found to be close to π , which indicates there is no significant $a_0(980)^0 - f_0(980)$ mixing in $D_s^+ \rightarrow a_0(980)^0\pi^+$. Consequently, in the nominal fit, we set the values of c_n of these two amplitudes to be equal with a phase difference of π . We refer to the coherent sum of these two amplitudes as “ $D_s^+ \rightarrow a_0(980)\pi$ ”. The non-resonant process $D_s^+ \rightarrow (\pi^+\pi^0)_V\eta$ is also considered, where the subscript V denotes a vector non-resonant state of the $\pi^+\pi^0$ combination. We consider other possible amplitudes that involve $\rho(1450)$, $a_0(1450)$, $\pi_1(1400)$, $a_2(1320)$, or $a_2(1700)$, as well as the non-resonant partners; none of these amplitudes has a statistical significance greater than 2σ , so they are not included in the nominal model. In the fit, the values of c_n and ϕ_n for the $D_s^+ \rightarrow \rho^+\eta$ amplitude are fixed to be one and zero, respectively, so that all other amplitudes are measured relative to this amplitude. The masses and widths of the intermediate resonances used in the fit, except for those of the $a_0(980)$, are taken from Ref. [5].

For $D_s^+ \rightarrow \rho^+\eta$, $D_s^+ \rightarrow (\pi^+\pi^0)_V\eta$, and $D_s^+ \rightarrow a_0(980)\pi$, the resulting statistical significances are greater than 20σ , 5.7σ , and 16.2σ , respectively. Their phases and fit fractions (FFs) are listed in Table I. Here the FF for the n^{th} intermediate process is defined as $\text{FF}_n = \frac{\int |A_n|^2 d\Phi_3}{\int |\mathcal{M}|^2 d\Phi_3}$, where $d\Phi_3$ is the standard element of the three-body phase space. The Dalitz plot of $M_{\pi^+\eta}^2$ versus $M_{\pi^0\eta}^2$ for data is shown in Fig. 2(a). The projections of the fit on $M_{\pi^-\pi^0}$, $M_{\pi^+\eta}$ and $M_{\pi^0\eta}$ are shown in Figs. 2(b-d). The projections on $M_{\pi^+\eta}$ and $M_{\pi^0\eta}$ for events with $M_{\pi^+\pi^0} > 1.0 \text{ GeV}/c^2$ are shown in Figs. 2(e,f), in which $a_0(980)$ peaks are observed. The fit quality is determined by calculating the χ^2 of the fit using an adaptive binning of the $M_{\pi^+\eta}^2$ versus $M_{\pi^0\eta}^2$ Dalitz plot that requires each bin contains at least 10 events. The goodness of fit is $\chi^2/\text{NDOF}=82.8/77$.

TABLE I. Significance, ϕ_n , and FF_n for the intermediate processes in the nominal fit. The first and second uncertainties are statistical and systematic, respectively.

Amplitude	ϕ_n (rad)	FF_n
$D_s^+ \rightarrow \rho^+\eta$	0.0 (fixed)	$0.783 \pm 0.050 \pm 0.021$
$D_s^+ \rightarrow (\pi^+\pi^0)_V\eta$	$0.612 \pm 0.172 \pm 0.342$	$0.054 \pm 0.021 \pm 0.025$
$D_s^+ \rightarrow a_0(980)\pi$	$2.794 \pm 0.087 \pm 0.044$	$0.232 \pm 0.023 \pm 0.033$

Systematic uncertainties for the amplitude analysis are considered from five sources: (I) line-shape parameterizations of the resonances, (II) fixed parameters in the

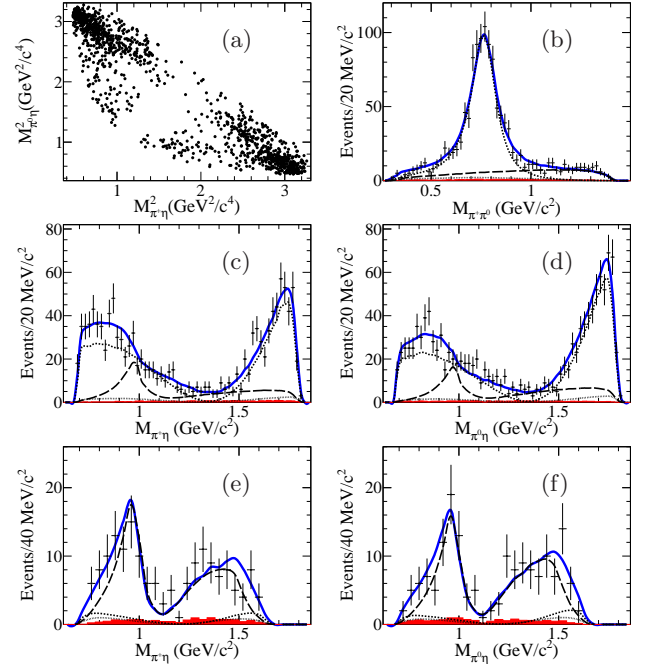


FIG. 2. (a) Dalitz plot of $M_{\pi^+\eta}^2$ versus $M_{\pi^0\eta}^2$ for data, the projections of the fit on (b) $M_{\pi^-\pi^0}$, (c) $M_{\pi^+\eta}$ and (d) $M_{\pi^0\eta}$, and the projections on (e) $M_{\pi^+\eta}$ and (f) $M_{\pi^0\eta}$ after requiring $M_{\pi^+\pi^0} > 1.0 \text{ GeV}/c^2$. In (b-f), the dots with error bars and the solid line are data and the total fit, respectively; the dashed, dotted, and long-dashed lines are the contributions from $D_s^+ \rightarrow \rho^+\eta$, $D_s^+ \rightarrow (\pi^+\pi^0)_V\eta$, and $D_s^+ \rightarrow a_0(980)\pi$, respectively. The (red) hatched histograms are the simulated background.

amplitudes, (III) the background level and distribution in the Dalitz plot, (IV) experimental effects, and (V) the fitter performance. We determine these systematic uncertainties separately by taking the difference between the values of ϕ_n , and FF_n found by the altered and nominal fits. The uncertainties related to the assumed resonance line-shape are estimated by using the following alternatives: a Gounaris-Sakurai function [19] for the ρ^+ propagator and a three-channel-coupled Flatté formula, which adds the $\pi\eta'$ channel [17], for the $a_0(980)$ propagator. Since varying the propagators results in different normalization factors, the effect on all FFs is considered. The uncertainties related to the fixed parameters in the amplitudes are considered by varying the mass and width of ρ^+ by $\pm 1\sigma$ [5], the mass and coupling constants of $a_0(980)$ by the uncertainties reported in Ref. [17], and the effect of varying the radii of the non-resonant state and D_s meson within $\pm 2 \text{ GeV}^{-1}$. In addition, for the ρ^+ resonance, the effective radius reported in Ref. [5] is used as an alternative. The uncertainty related to the assumed background level is determined by changing the background fraction within its statistical uncertainty. The uncertainty related to the assumed background shape is

estimated by using an alternative distribution simulated with $D_s^+ \rightarrow \pi^+ f_0(980)$, $f_0(980) \rightarrow \pi^0 \pi^0$. To estimate the uncertainty from the experimental effect related to the kinematic fits and BDT classifier, we set the χ^2 requirements for the result of the two kinematic fits to be twice the values used in the nominal selection, alter the $\cos \theta_\eta$ requirement to be greater than 0.996, and adjust the BDT requirement such that the purity is approximately equal to the sample used in the nominal fit. The fitter performance is investigated with the same method as reported in Ref. [20]. The biases are small and taken as the systematic uncertainties. The contributions of individual systematic uncertainties are summarized in Table II, and are added in quadrature to obtain the total systematic uncertainty.

TABLE II. Systematic uncertainties on the ϕ and FFs for different amplitudes in units of the corresponding statistical uncertainties.

Amplitude		Source					Total
		I	II	III	IV	V	
$D_s^+ \rightarrow \rho^+ \eta$	FF	0.06	0.34	0.13	0.12	0.15	0.41
$D_s^+ \rightarrow (\pi^+ \pi^0) \nu \eta$	ϕ	—	1.97	0.18	0.03	0.17	1.99
	FF	0.61	1.03	0.12	0.06	0.08	1.21
$D_s^+ \rightarrow a_0(980) \pi$	ϕ	—	0.41	0.07	0.28	0.09	0.51
	FF	0.58	1.31	0.02	0.06	0.11	1.45

Further, we measure the total BF of $D_s^+ \rightarrow \pi^+ \pi^0 \eta$ without reconstructing γ_{direct} to improve the statistical precision. The ST yields (Y_{tag}) and DT yield (Y_{sig}) of data are determined by the fits to the resulting M_{tag} and M_{sig} distributions, as shown in Figs. 3(a-g) and Fig. 3(h), respectively. In each fit, the signal shape is modeled with the MC-simulated shape convoluted with a Gaussian function, which accounts for any difference in resolution between the data and MC, and the background is described with a second-order Chebychev polynomial. These fits give a total ST yield of $Y_{\text{tag}} = 255895 \pm 1358$ and a signal yield of $Y_{\text{sig}} = 2626 \pm 77$. Based on the signal MC sample, generated according to the amplitude analysis results reported in this Letter, the DT efficiencies ($\epsilon_{\text{tag, sig}}$) are determined. With Y_{tag} , Y_{sig} , $\epsilon_{\text{tag, sig}}$ and the ST efficiencies (ϵ_{tag}), the relationship $\mathcal{B}(D_s^+ \rightarrow \pi^+ \pi^0 \eta) = \frac{Y_{\text{sig}}}{\sum_i Y_{\text{tag}}^i \epsilon_{\text{tag, sig}}^i / \epsilon_{\text{tag}}^i}$, where the index i denotes the i^{th} tag mode, is used to obtain $\mathcal{B}(D_s^+ \rightarrow \pi^+ \pi^0 \eta) = (9.50 \pm 0.28_{\text{stat.}}) \%$.

For the total BF measurement, the systematic uncertainty related to the signal shape is studied by performing an alternative fit without convolving the Gaussian resolution function. The BF shift of 0.5% is taken as the uncertainty. The systematic uncertainty arising from the assumed background shape and the fit range is studied by replacing our nominal ones with a first-order Chebychev polynomial and a fit range of $[1.88, 2.04] \text{ GeV}/c^2$, respectively. The largest BF shift of 0.6% is taken as the

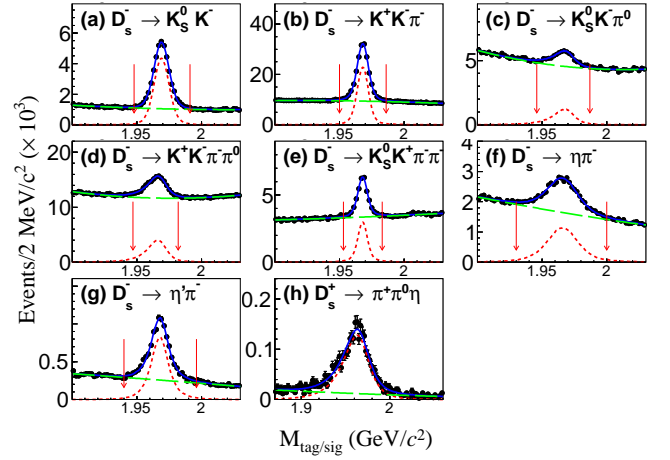


FIG. 3. Fits to (a-g) the M_{tag} distributions of seven tag modes (indicated in each sub-figure) and (h) the M_{sig} distribution of signal candidates. The dots with error bars are data. The (blue) solid lines are the total fit. The (red) dashed and the (green) long-dashed lines are signal and background, respectively. In (a-g), the D_s^- signal regions are between the arrows.

related uncertainty. The possible bias due to the measurement method is estimated to be 0.2% by comparing the measured BF in the GMC sample, using the same method as in data analysis, to the value assumed in the generation. The uncertainties from particle identification and tracking efficiencies are assigned to be 0.5% and 1.0% [15], respectively. The relative uncertainty in the π^0 reconstruction efficiency is 2.0% [15], and the uncertainty in η reconstruction is assumed to be comparable to that on π^0 reconstruction and correlated with it. The uncertainty from the Dalitz model of 0.6% is estimated as the change of efficiency when the model parameters are varied by their systematic uncertainties (this term is not considered when calculating the BFs of the intermediate processes). The uncertainties due to MC statistics (0.2%) and the value of $\mathcal{B}(\pi^0/\eta \rightarrow \gamma\gamma)$ used [5] (0.5%) are also considered. Adding these uncertainties in quadrature gives a total systematic uncertainty of 4.3%.

We obtain $\mathcal{B}(D_s^+ \rightarrow \pi^+ \pi^0 \eta)$ to be $(9.50 \pm 0.28_{\text{stat.}} \pm 0.41_{\text{sys.}}) \%$. Using the FFs listed in Table I, the BFs for the intermediate processes $D_s^+ \rightarrow \rho^+ \eta$ and $D_s^+ \rightarrow (\pi^+ \pi^0) \nu \eta$ are calculated to be $(7.44 \pm 0.52_{\text{stat.}} \pm 0.38_{\text{sys.}}) \%$ and $(0.51 \pm 0.20_{\text{stat.}} \pm 0.25_{\text{sys.}}) \%$, respectively. With the definition of fit fraction, fraction of $D_s^+ \rightarrow a_0(980)^{+(0)} \pi^{0(+)}$, $a_0(980)^{+(0)} \rightarrow \pi^{+(0)} \eta$ with respect to the total fraction of $D_s^+ \rightarrow a_0(980) \pi$, $a_0(980) \rightarrow \pi \eta$ is evaluated to be 0.66. Multiplying by the FF of $D_s^+ \rightarrow a_0(980) \pi$ determined from the nominal fit and $\mathcal{B}(D_s^+ \rightarrow \pi^+ \pi^0 \eta)$, the BF of $D_s^+ \rightarrow a_0(980)^{+(0)} \pi^{0(+)}$, $a_0(980)^{+(0)} \rightarrow \pi^{+(0)} \eta$ is determined to be $(1.46 \pm 0.15_{\text{stat.}} \pm 0.23_{\text{sys.}}) \%$.

In summary, we present the first amplitude analy-

sis of the decay $D_s^+ \rightarrow \pi^+ \pi^0 \eta$. The absolute BF of $D_s^+ \rightarrow \pi^+ \pi^0 \eta$ is measured with a precision improved by a factor of 2.5 compared with the world average value [5]. We observe the pure WA decays $D_s^+ \rightarrow a_0(980)\pi$ for the first time with a statistical significance of 16.2σ . The measured $\mathcal{B}(D_s^+ \rightarrow a_0(980)^{+(0)}\pi^{0(+)})$ is larger than other measured BFs of pure WA decays $D_s^+ \rightarrow \omega\pi^+$ and $D_s^+ \rightarrow \rho^0\pi^+$ by at least one order of magnitude. Furthermore, when the measured $a_0(980)^0$ - $f_0(980)$ mixing rate [21] is considered, the expected effect of $a_0(980)^0$ - $f_0(980)$ mixing is lower than the WA contribution in $D_s^+ \rightarrow a_0(980)^0\pi^+$ decay by two orders of magnitude, which is negligible.

With the measured $\mathcal{B}(D_s^+ \rightarrow a_0(980)^{+(0)}\pi^{0(+)})$, the WA contribution with respect to the tree-external-emission contribution in SP mode is estimated to be 0.84 ± 0.23 [22], which is significantly greater than that ($0.1 \sim 0.2$) in VP and PP modes [3, 4]. This measurement sheds light on the FSI effect and non-perturbative strong interaction [1, 4], and provides a theoretical challenge to understand such a large WA contribution. In addition, the result of this analysis is an essential input to determine the effect from $a_0(980)^0$ on the K^+K^- - S -wave contribution to the model-dependent amplitude analysis of $D_s^+ \rightarrow K^+K^-\pi^+$ [25, 26].

The authors greatly thanks Prof. Fu-Sheng Yu and Prof. Haiyang Cheng for the useful discussions. The BESIII collaboration thanks the staff of BEPCII and the IHEP computing center for their strong support. This work is supported in part by National Key Basic Research Program of China under Contract No. 2015CB856700; National Natural Science Foundation of China (NSFC) under Contracts Nos. 11475185, 11625523, 11635010, 11735014; the Chinese Academy of Sciences (CAS) Large-Scale Scientific Facility Program; the CAS Center for Excellence in Particle Physics (CCEPP); Joint Large-Scale Scientific Facility Funds of the NSFC and CAS under Contracts Nos. U1332201, U1532257, U1532258; CAS Key Research Program of Frontier Sciences under Contracts Nos. QYZDJ-SSW-SLH003, QYZDJ-SSW-SLH040; 100 Talents Program of CAS; National 1000 Talents Program of China; INPAC and Shanghai Key Laboratory for Particle Physics and Cosmology; German Research Foundation DFG under Contracts Nos. Collaborative Research Center CRC 1044, FOR 2359; Istituto Nazionale di Fisica Nucleare, Italy; Koninklijke Nederlandse Akademie van Wetenschappen (KNAW) under Contract No. 530-4CDP03; Ministry of Development of Turkey under Contract No. DPT2006K-120470; National Science and Technology fund; The Swedish Research Council; U. S. Department of Energy under Contracts Nos. DE-FG02-05ER41374, DE-SC-0010118, DE-SC-0010504, DE-SC-0012069; University of Groningen (RuG) and the Helmholtzzentrum fuer Schwerionenforschung GmbH (GSI), Darmstadt; WCU Program of

National Research Foundation of Korea under Contract No. R32-2008-000-10155-0.

-
- [1] H. Y. Cheng and C. W. Chiang, Phys. Rev. D **81**, 074021 (2010).
 - [2] H. N. Li, C. D. Lu and F. S. Yu, Phys. Rev. D **86**, 036012 (2012).
 - [3] H. N. Li, C. D. Lu, Q. Qin and F. S. Yu, Phys. Rev. D **89**, 054006 (2014).
 - [4] H. Y. Cheng, C. W. Chiang and A. L. Kuo, Phys. Rev. D **93**, 114010 (2016).
 - [5] M. Tanabashi *et al.* [Particle Data Group], Phys. Rev. D **98**, 030001 (2018).
 - [6] M. Ablikim *et al.* [BESIII Collaboration], Nucl. Instrum. Methods Phys. Res., Sect. A **614**, 345 (2010).
 - [7] C. H. Yu *et al.*, Proceeding of IPAC2016, Busan, Korea, 2016, doi:10.18429/JACoW-IPAC2016-TUYA01.
 - [8] X. Wang *et al.*, JINST **11**, C08009 (2016).
 - [9] S. Agostinelli *et al.* [GEANT4 Collaboration], Nucl. Instrum. Methods Phys. Res., Sect. A **506**, 250 (2003).
 - [10] R. G. Ping, Chin. Phys. C **38**, 083001 (2014).
 - [11] D. J. Lange, Nucl. Instrum. Methods Phys. Res., Sect. A **462**, 152 (2001); R. G. Ping, Chin. Phys. C **32**, 599 (2008).
 - [12] S. Jadach, B. F. L. Ward and Z. Was, Phys. Rev. D **63**, 113009 (2001).
 - [13] C. M. Carloni Calame *et al.*, Nucl. Phys. B (Proc. Suppl.) **131**, 48 (2004).
 - [14] R. M. Baltrusaitis *et al.* [Mark III Collaboration], Phys. Rev. Lett. **56**, 2140 (1986).
 - [15] M. Ablikim *et al.* [BESIII Collaboration], arXiv:1811.00392 [hep-ex].
 - [16] A. Hocker *et al.*, *TMVA - Toolkit for Multivariate Data Analysis*, PoS **ACAT**, (2007) 040, arXiv: physics/0703039.
 - [17] M. Ablikim *et al.* [BESIII Collaboration], Phys. Rev. D **95**, 032002 (2017).
 - [18] B. S. Zou and D. V. Bugg, Eur. Phys. J. A **16**, 537 (2003).
 - [19] G. J. Gounaris, J. J. Sakurai, Phys. Rev. Lett. **21**, 244 (1968).
 - [20] M. Ablikim *et al.* [BESIII Collaboration], Phys. Rev. D **95**, 072010 (2017).
 - [21] M. Ablikim *et al.* [BESIII Collaboration], Phys. Rev. Lett. **121**, 022001 (2018).
 - [22] 0.84 ± 0.23 is obtained with $\sqrt{\frac{\mathcal{B}(D_s^+ \rightarrow a_0(980)^0\pi^+)(1+r_{a_0})}{2\mathcal{B}(D_s^+ \rightarrow f_0(980)\pi^+)(1+r_{f_0})}}$, where, in the denominator, $f_0(980) \rightarrow \pi\pi$ $r_{a_0} = \frac{\Gamma(a_0(980) \rightarrow K\bar{K})}{\Gamma(a_0(980) \rightarrow \eta\pi)}$, and $r_{f_0} = \frac{\Gamma(f_0(980) \rightarrow K\bar{K})}{\Gamma(f_0(980) \rightarrow \pi\pi)}$. This measurement provides $\mathcal{B}(D_s^+ \rightarrow a_0(980)^0\pi^+)$. Ref. [23] and PDG determine $\mathcal{B}(D_s^+ \rightarrow f_0(980)\pi^+)$, $f_0(980) \rightarrow \pi\pi$. The ratios of r_{a_0} and r_{f_0} are given by PDG and Ref. [24], respectively.
 - [23] E. M. Aitala *et al.* [E791 Collaboration], Phys. Rev. Lett. **86**, 765 (2001).
 - [24] M. Ablikim *et al.* [BES Collaboration], Phys. Rev. D **72**, 092002 (2005).
 - [25] R. E. Mitchell *et al.* (CLEO Collaboration), Phys. Rev. D **79**, 072008 (2009).
 - [26] P. del Amo Sanchez *et al.* (BaBar Collaboration), Phys. Rev. D **83**, 052001 (2011).