

Constraints on a Bianchi type I spacetime extension of the standard Λ CDM model

Özgür Akarsu,^{1,*} Suresh Kumar,^{2,†} Shivani Sharma,^{2,‡} and Luigi Tedesco^{3,4,§}

¹*Department of Physics, İstanbul Technical University, Maslak 34469 İstanbul, Turkey*

²*Department of Mathematics, BITS Pilani, Pilani Campus, Rajasthan-333031, India*

³*Dipartimento di Fisica dell'Università di Bari, 70126 Bari, Italy*

⁴*INFN - Sezione di Bari, I-70126 Bari, Italy*

We consider the simplest anisotropic generalization, as a correction, to the standard Λ CDM model, by replacing the spatially flat Robertson-Walker metric by the Bianchi type-I metric, which brings in a new term $\Omega_{\sigma 0} a^{-6}$ (mimicking the stiff fluid) in the average expansion rate $H(a)$ of the Universe. From Hubble and Pantheon data, relevant to the late Universe ($z \lesssim 2.4$), we obtain the constraint $\Omega_{\sigma 0} \lesssim 10^{-3}$, in line with the model-independent constraints. When the baryonic acoustic oscillations and cosmic microwave background (CMB) data are included, the constraint improves by 12 orders of magnitude, i.e., $\Omega_{\sigma 0} \lesssim 10^{-15}$. We find that this constraint could alter neither the matter-radiation equality redshift nor the peak of the matter perturbations. Demanding that the expansion anisotropy has no significant effect on the standard big bang nucleosynthesis (BBN), we find the constraint $\Omega_{\sigma 0} \lesssim 10^{-23}$. We show explicitly that the constraint from BBN renders the expansion anisotropy irrelevant to make a significant change in the CMB quadrupole temperature, whereas the constraint from the cosmological data in our model provides the temperature change up to ~ 11 mK, though it is much beyond the CMB quadrupole temperature.

I. INTRODUCTION

The standard Lambda cold dark matter (Λ CDM) model, relying on the canonical inflationary paradigm [1–4], is established on the spatially flat Friedmann-Lemaître-Robertson-Walker (FLRW) spacetime metric, namely, on the spatially flat homogeneous, isotropic (viz., maximally symmetric space led by the Copernican principle) and flat Robertson-Walker (RW) spacetime metric for describing the Universe on large scales and general relativity (GR) for describing dynamics of the Universe. The simplest and mathematically tractable step towards a cosmological model with a more realistic background metric is to allow different expansion factors in three orthogonal directions while continuing to demand spatial homogeneity and flatness. It corresponds to replacing the spatially flat RW background metric by the Bianchi type-I background metric [5, 6]. This, in the absence of any anisotropic source in GR, leads to the generalized Friedmann equation containing *average* Hubble parameter along with a new term, namely, the energy density corresponding to the expansion anisotropy, ρ_{σ} , scaling as the inverse of the square of the comoving volume. Therefore, ρ_{σ} contributes like a stiff or Zeldovich fluid ($p = \rho$) [7], and decreases faster than other known physical sources as the Universe expands [8, 9]. Moreover, there is a cosmic no-hair theorem implying that canonical inflation (driven by scalar field model of inflaton) isotropizes the Universe very efficiently [10, 11], leaving a residual anisotropy that is negligible for any practical application in the observable Universe. Hence, any high confidence detection of anisotropy in the background expansion of the Universe would have far-reaching consequences on the Λ CDM model and/or inflationary paradigm and further on the fundamental theories of physics underlying

ing them. Depending on the characteristics of the detected expansion anisotropy, it could be illuminating to the nature of inflaton, dark energy (DE) and even gravitation. For instance, altering the stiff-fluid-like behavior of the expansion anisotropy could be possible mainly by either replacing minimally coupled scalar field models of inflaton or DE by a source yielding anisotropic pressure (e.g., vector fields; see [12] for a list of anisotropic stresses and their effects on the expansion anisotropy) or replacing GR by a modified gravity that can give rise to *effective* source yielding anisotropic pressure (e.g., Brans-Dicke theory [13–15]); see, for examples, [16–33].

There are various clues for questioning the RW background of the Λ CDM model. This has been mainly motivated by hints of anomalies in the cosmic microwave background (CMB) distribution first observed on the full sky by the WMAP experiment [34–37]. These were also observed in the Planck experiment [38–42], and followed by many studies, e.g., large angle anomalies [43], with the possible clarifications in the alignment of quadrupole and octupole moments [44–46], the large-scale asymmetry [47, 48], the strange cold spot [36], and the low quadrupole moment of the CMB [22, 42, 49]. So far, the local deviations from the statistically highly isotropic Gaussianity of the CMB in some directions (the so-called cold spots) could not have been excluded at high confidence levels [37, 38, 49, 50]. Similarly, it has been shown that the CMB angular power spectrum has a quadrupole power persistently lower than expected from the best-fit Λ CDM model [42, 49, 51–53]. Several explanations for this anomaly have been proposed [22–24, 27, 28, 54–60], including the anisotropic expansion of the Universe, that could be developed well after the matter-radiation decoupling, for example, during the domination of DE, say, by means of its anisotropic pressure, acting as a late-time source of not insignificant anisotropy (see, e.g., [23–33, 61–66] for anisotropic DE models and [67–70] for constraint studies on the anisotropic DE). On the other hand, in GR in the absence of any anisotropic source as it is the case in the standard Λ CDM, the CMB provides very tight constraints on the anisotropy at the time of recombination

* akarsuo@itu.edu.tr

† suresh.kumar@pilani.bits-pilani.ac.in

‡ p20170025@pilani.bits-pilani.ac.in

§ luigi.tedesco@ba.infn.it

[71–73] of the order of the quadrupole temperature fluctuation $(\Delta T/T)_{\ell=2} \sim 10^{-5}$. And, the stiff-fluid-like behavior of the expansion anisotropy implies an isotropization of the expansion from the recombination up to the present, leading to the typically derived upper bounds on the $\Omega_{\sigma 0}$ today of the order $\sim 10^{-20}$. Thus, any high confidence detection of anisotropic expansion in the present day Universe larger than this expected value within Λ CDM could be taken as a hint that the late-time Universe is under the influence of some source yielding anisotropic pressure, viz., DE as a source or DE arising as an effective source from a modified gravity.

The implications of the existence of anisotropic expansion in the observable Universe, some of which we pointed out above, led many researchers to study the constraints on the possible anisotropic expansion of the Universe. For example, a direct observational constraint on the expansion anisotropy of the Universe from SN Ia data corresponding to low redshifts is obtained as $\Omega_{\sigma 0} \lesssim 10^{-3}$ [74, 75]. Because of the stiff-fluid-like redshift dependence of the expansion anisotropy, however, such large upper bounds are not acceptable within the Λ CDM model, since, in this case, the expansion anisotropy would dominate the Universe just by $z \sim 10$ and spoil the standard cosmology for $z \gtrsim 10$. There are much stronger constraints such as $\Omega_{\sigma 0} \lesssim 10^{-22}$, from Planck CMB temperature and polarization data [76–78] and from the light element abundances predicted by big bang nucleosynthesis (BBN) [79]. These are model dependent, which assume GR and nonexistence of any anisotropic source so that the stiff-fluid-like behavior of the expansion anisotropy is employed. Recently, the stiff-fluid-like contribution of the expansion anisotropy to the average Hubble parameter is considered in [80, 81], and the constraint $\Omega_{\sigma 0} \lesssim 10^{-3}$ is obtained using $H(z)$ and/or SN Ia data corresponding to $z \lesssim 2.4$, which is in line with the model-dependent constraints.

In our study, we first present an explicit construction of the Bianchi type-I extension of the Λ CDM model (Sec. II). Then, to constrain the model and study the Bayesian inference, we consider the most recent Hubble and Pantheon data relevant to the late Universe ($z \lesssim 2.4$) and then include the baryonic acoustic oscillations (BAO) and CMB data as well, both of which contain information about the Universe at $z \sim 1100$ (see Sec. III). We guarantee expansion anisotropy to remain as a correction all the way to the largest redshifts involved in BAO and CMB data used in our analyses, by fixing the drag redshift as $z_d = 1059.6$ (involved in BAO analysis) and the last scattering redshift as $z_* = 1089.9$ (involved in CMB data) from the Planck 2015 release for the standard Λ CDM model [82]. We obtain constraints on the Bianchi type-I extension of Λ CDM in comparison with the standard Λ CDM model by considering different combinations of the datasets, and discuss the results (Sec. IV). We further discuss the results in the context of matter-radiation equality (relevant to the Universe at $z \sim 3400$), BBN (relevant to the Universe as $z \sim 10^8$), and CMB quadrupole problem (Sec. V). The main findings and conclusions of the study are summarized in Sec. VI.

II. BASIC EQUATIONS AND THE MODEL

The simplest spatially homogeneous but not necessarily isotropic universes can be constructed by the Bianchi type-I spacetime metric [5, 6], which is the straightforward generalization of the spatially flat FLRW model to allow for different expansion factors in three orthogonal directions, and can be given in matter-comoving (four-velocity being $u^\mu = \delta_0^\mu$) coordinates in the form

$$ds^2 = -dt^2 + A^2(t)dx^2 + B^2(t)dy^2 + C^2(t)dz^2, \quad (1)$$

where $\{A(t), B(t), C(t)\}$ are the directional scale factors along the principal axes $\{x, y, z\}$ and are functions of the cosmic time t only. The corresponding average expansion scale factor is $a(t) = (ABC)^{\frac{1}{3}}$ that arises from the average Hubble parameter defined as $H = \frac{\dot{a}}{a} = \frac{1}{3}(\dot{H}_x + \dot{H}_y + \dot{H}_z)$. Here, the dot represents the time derivative, and the directional Hubble parameters are defined along the x , y and z axes, respectively, as $H_x = \frac{\dot{A}}{A}$, $H_y = \frac{\dot{B}}{B}$ and $H_z = \frac{\dot{C}}{C}$. The most general form of the total energy-momentum tensor $T_{\mu\nu}$ that could be accommodated by this metric is of the form

$$T_\mu^\nu = \text{diag}[-\rho, p_x, p_y, p_z], \quad (2)$$

where ρ is the energy density, and $\{p_x, p_y, p_z\}$ are the pressures along the principal axes $\{x, y, z\}$. In view of Eqs. (1) and (2), Einstein's field equations

$$R_{\mu\nu} - \frac{1}{2}g_{\mu\nu}R = 8\pi GT_{\mu\nu}, \quad (3)$$

where $R_{\mu\nu}$ is the Ricci tensor, R is the Ricci scalar, $g_{\mu\nu}$ is the metric tensor and G is Newton's gravitational constant, yield the following set of differential equations:

$$H_x H_y + H_y H_z + H_z H_x = 8\pi G\rho, \quad (4)$$

$$-\dot{H}_y - H_y^2 - \dot{H}_z - H_z^2 - H_y H_z = 8\pi Gp_x, \quad (5)$$

$$-\dot{H}_z - H_z^2 - \dot{H}_x - H_x^2 - H_z H_x = 8\pi Gp_y, \quad (6)$$

$$-\dot{H}_x - H_x^2 - \dot{H}_y - H_y^2 - H_x H_y = 8\pi Gp_z. \quad (7)$$

This set of equations satisfies $T^{\mu\nu}_{;\nu} = 0$ (the conservation equation for the total energy-momentum tensor representing all sources in the Universe) via $G^{\mu\nu}_{;\nu} = 0$ as a consequence of the second Bianchi identity. This leads to the continuity equation

$$\dot{\rho} + 3H\rho + H_x p_x + H_y p_y + H_z p_z = 0. \quad (8)$$

We intend to investigate the simplest anisotropic generalization, as a correction, to the base Λ CDM model. We replace the spatially flat RW background metric of the standard Λ CDM cosmology by the Bianchi type-I background metric while keeping the physical ingredients of the Universe as usual, summarized as follows: We consider the pressureless fluid or dust (CDM, baryons) described by the equation of state (EOS): $p_m/\rho_m = 0$, radiation (photons γ , neutrinos ν) described by the EOS: $p_r = \rho_r/3$, and DE mimicked by the cosmological constant Λ described by the EOS: $p_\Lambda = -\rho_\Lambda$. These all yield

isotropic pressure (i.e., $p_x = p_y = p_z = p$), reducing the continuity equation (8) to $\dot{\rho} + 3H(\rho + p) = 0$. We assume that these sources interact only gravitationally so that the continuity equation is satisfied separately by each source, and this leads to

$$\rho_r = \rho_{r0}a^{-4}, \quad \rho_m = \rho_{m0}a^{-3} \quad \text{and} \quad \rho_\Lambda = \text{const}, \quad (9)$$

for which $a = 1$ corresponds to the present time of the Universe. Here and onward, a subscript 0 attached to any quantity implies its value in the present time Universe. We consider the radiation content, $\rho_r = \rho_\gamma + \rho_\nu$, by including three neutrino species ($N_{\text{eff}} = 3.046$) with minimum allowed mass $\sum m_\nu = 0.06$ eV, theoretically well determined within the framework of the standard model of particle physics. The photon energy density today $\rho_{\gamma 0}$ is well constrained. For, it has a simple relation $\rho_\gamma = \frac{\pi^2}{15}T_{\text{CMB}}^4$ with the CMB monopole temperature (see [83] for further details), which today is very precisely measured: $T_{\text{CMB}0} = 2.7255 \pm 0.0006$ K [84]. The density parameter of radiation is $\Omega_{r0} = 2.469 \times 10^{-5} h^{-2} (1 + 0.2271 N_{\text{eff}})$, where $h = H_0/100 \text{ km s}^{-1} \text{ Mpc}^{-1}$ is the dimensionless Hubble constant [85].

Next, we need to find the contribution of the expansion anisotropy to the anisotropic Λ CDM model, which could be quantified through the shear scalar

$$\sigma^2 \equiv \frac{1}{2} \sigma_{\alpha\beta} \sigma^{\alpha\beta}, \quad (10)$$

where $\sigma_{\alpha\beta} = \frac{1}{2}(u_{\mu;\nu} + u_{\nu;\mu})h^\mu_\alpha h^\nu_\beta - \frac{1}{3}u^\mu_{;\mu} h_{\alpha\beta}$ is the shear tensor. Here $h_{\mu\nu} = g_{\mu\nu} + u_\mu u_\nu$ is the so-called ‘‘projection tensor’’ with u_μ being the four-velocity in the comoving coordinates [6]. For the Bianchi type-I spacetime metric (1), σ^2 is obtained in terms of the directional Hubble parameters as

$$\sigma^2 = \frac{1}{6} [(H_x - H_y)^2 + (H_y - H_z)^2 + (H_z - H_x)^2]. \quad (11)$$

From (5) – (7), in the absence of any anisotropic source in line with aforementioned standard cosmological sources, one can obtain

$$\frac{H_x - H_y}{x_1} = \frac{H_y - H_z}{x_2} = \frac{H_z - H_x}{x_3} = a^{-3}, \quad (12)$$

where x_1 , x_2 and x_3 are integration constants. Then (11) reduces to

$$\sigma^2 = \sigma_0^2 a^{-6}, \quad (13)$$

where $\sigma_0^2 = \frac{1}{6}(x_1^2 + x_2^2 + x_3^2)$. The density parameter corresponding to the shear scalar can be defined as follows:

$$\Omega_\sigma = \frac{\sigma^2}{3H^2}, \quad (14)$$

which quantifies the expansion anisotropy through its contribution to the average expansion rate $H(z)$ of the Universe in line with the other density parameters.

Finally, the Friedmann equation (4) for the anisotropic Λ CDM model can be recast as follows:

$$3H^2 = 8\pi G(\rho_r + \rho_m + \rho_\Lambda) + \sigma^2. \quad (15)$$

Using (9), (13) and (14), it leads to

$$\frac{H^2(a)}{H_0^2} = \Omega_{\sigma 0} a^{-6} + \Omega_{r0} a^{-4} + \Omega_{m0} a^{-3} + \Omega_{\Lambda 0}, \quad (16)$$

where $\Omega_{i0} = \rho_{i0}/\rho_{c0}$ is the present day density parameter of the i th fluid, $\rho_{c0} = \frac{3H_0^2}{8\pi G}$ being the present critical density of the Universe, and $\Omega_{\sigma 0} = \frac{\sigma_0^2}{3H_0^2}$ from (14). We note that $\Omega_{\sigma 0} + \Omega_{r0} + \Omega_{m0} + \Omega_{\Lambda 0} = 1$. Further, this Friedmann equation (16) obtained within Bianchi type-I spacetime differs from that of the base Λ CDM with its two aspects: (i) Here $H(z)$ is the average expansion rate, and that the expansion rates along the different principal axes— H_x , H_y and H_z —need not necessarily be the same. Accordingly, we define the corresponding average redshift z through the average scale factor a as $z = -1 + \frac{1}{a}$. (ii) There is a new term $\Omega_{\sigma 0} a^{-6}$ on the top of the base Λ CDM model, which quantifies the contribution of the expansion anisotropy to the average expansion rate. The shear scalar σ^2 [see (13)] contributes to the Friedmann equation like a stiff fluid $\rho_s \propto a^{-6}$ described by the EOS of the form $p_s/\rho_s = 1$, when stiff or Zeldovich fluid [7] is included to the base Λ CDM model.¹ This is a generic result for general relativistic Bianchi type-I cosmologies in the absence of any kind of anisotropic source.²

III. BAYESIAN INFERENCE

In recent years, Bayesian inference has been extensively used in parameter estimation and model comparison in cosmological studies [86–90]. According to Bayes’ theorem, the posterior distribution $P(\Theta|D, M)$ of the parameters Θ of a given model M is written as

$$P(\Theta|D, M) = \frac{\mathcal{L}(D|\Theta, M)\pi(\Theta|M)}{\mathcal{E}(D|M)}, \quad (17)$$

where D is the cosmological data, $\mathcal{L}(D|\Theta, M)$ is the likelihood, $\pi(\Theta|M)$ is the prior probability of the model parameters, and $\mathcal{E}(D|M)$ is the Bayesian evidence, given by

$$\mathcal{E}(D|M) = \int_M \mathcal{L}(D|\Theta, M)\pi(\Theta|M)d\Theta. \quad (18)$$

For parameter estimation in cosmological models, it is common to use a multivariate Gaussian likelihood given by

$$\mathcal{L}(D|\Theta, M) \propto \exp \left[-\frac{\chi^2(D|\Theta, M)}{2} \right], \quad (19)$$

¹ A detailed theoretical investigation of the standard Λ CDM model augmented by stiff fluid was recently presented in [9]. One may check that these two models have mathematically exactly the same Friedmann equation, though they are physically different. However, at the background level, the observational constraints obtained in this study are valid for that model too.

² The presence of anisotropic sources or modifications to GR leading to effective sources yielding anisotropic pressure alters the $\sigma^2 \propto a^{-6}$ relation; see Sec. VI for further comments.

where $\chi^2(D|\Theta, M)$ is the chi-squared function for the dataset D . In case of uniform prior distribution $\pi(\Theta|M)$ of the model parameters, Eq. (17) leads to

$$P(\Theta|D, M) \propto \exp \left[-\frac{\chi^2(D|\Theta, M)}{2} \right]. \quad (20)$$

Thus, the posterior probability $P(\Theta|D, M)$ or the likelihood $\mathcal{L}(D|\Theta, M)$ is maximum where the $\chi^2(D|\Theta, M)$ is minimum.

In order to compare a model M_i with a reference model M_j , the ratio of the posterior probabilities of the two models, is computed by using [91]

$$\frac{P(M_i|D)}{P(M_j|D)} = B_{ij} \frac{P(M_i)}{P(M_j)}, \quad (21)$$

where B_{ij} is the Bayes' factor, defined as

$$B_{ij} = \frac{\mathcal{E}_i}{\mathcal{E}_j}. \quad (22)$$

The Bayes' factor is commonly interpreted using the Jeffrey's scale [92], given in Table I. This table suggests that the evidence in favor of or against the model M_i relative to model M_j is weak or inconclusive in case $|\ln B_{ij}| < 1$. Further, the reference model M_j is favored over the model M_i when $\ln B_{ij} < -1$. In our analysis, we will adopt the Λ CDM model as the reference model M_j .

TABLE I: Jeffrey's scale

$ \ln B_{ij} $	Strength of evidence
[0, 1)	Weak/inconclusive
[1, 3)	Positive/definite
[3, 5)	Strong
≥ 5	Very strong

A. Data and likelihoods

1. $H(z)$

We consider a compilation of 36 $H(z)$ measurements as shown in Table II, viz., the first 31 measurements obtained from the cosmic chronometric method [93], three correlated measurements (at $z = 0.38$, $z = 0.51$ and $z = 0.61$) from the BAO signal in galaxy distribution [94], and the last two measurements (at $z = 2.34$ and $z = 2.36$) determined from the BAO signal in Ly- α forest distribution alone or cross-correlated with quasistellar objects (QSOs) [95, 96].

The chi-squared function for the 33 $H(z)$ measurements, denoted by $\chi_{\text{CC+Ly}\alpha}^2$, is

$$\chi_{\text{CC+Ly}\alpha}^2 = \sum_{i=1}^{33} \frac{[H^{\text{obs}}(z_i) - H^{\text{th}}(z_i)]^2}{\sigma_{H^{\text{obs}}(z_i)}^2}, \quad (23)$$

where $H^{\text{obs}}(z_i)$ is the observed value of the Hubble parameter with the standard deviation $\sigma_{H^{\text{obs}}(z_i)}^2$ as given in the Table II, and $H^{\text{th}}(z_i)$ is the theoretical value obtained from the cosmological model under consideration.

On the other hand, the covariance matrix related to the three measurements from galaxy distribution [94] reads

$$C = \begin{bmatrix} 3.65 & 1.78 & 0.93 \\ 1.78 & 3.65 & 2.20 \\ 0.93 & 2.20 & 4.45 \end{bmatrix}. \quad (24)$$

The chi-squared function for the three galaxy distribution measurements is

$$\chi_{\text{Galaxy}}^2 = M^T C^{-1} M, \quad (25)$$

where

$$M = \begin{bmatrix} H^{\text{obs}}(0.38) - H^{\text{th}}(0.38) \\ H^{\text{obs}}(0.51) - H^{\text{th}}(0.51) \\ H^{\text{obs}}(0.61) - H^{\text{th}}(0.61) \end{bmatrix}. \quad (26)$$

Henceforth, the combined chi-squared function for $H(z)$ measurements, denoted by χ_H^2 , is

$$\chi_H^2 = \chi_{\text{CC+Ly}\alpha}^2 + \chi_{\text{Galaxy}}^2. \quad (27)$$

2. BAO

BAO measurements are useful to study the angular-diameter distance as a redshift function and the evolution of the Hubble parameter. These measurements are represented by using angular scale and redshift separation. They are commonly written in terms of the dimensionless ratio

$$d(z) = \frac{r_s(z_d)}{D_V(z)}, \quad (28)$$

where $r_s(z_d)$ represents the comoving size of the sound horizon at the drag redshift, $z_d = 1059.6$ [82]:

$$r_s(z_d) = \int_{z_d}^{\infty} \frac{c_s dz}{H(z)}. \quad (29)$$

Here, $c_s = \frac{c}{\sqrt{3(1+\mathcal{R})}}$ represents the sound speed of the baryon-photon fluid, and $\mathcal{R} = \frac{3\Omega_{\text{b}0}}{4\Omega_{\text{r}0}(1+z)}$ with $\Omega_{\text{b}0} = 0.022h^{-2}$ [102] and $\Omega_{\text{r}0} = \Omega_{\gamma 0} \left(1 + \frac{7}{8} \left(\frac{4}{11}\right)^{\frac{4}{3}} N_{\text{eff}}\right)$, where $\Omega_{\gamma 0} = 2.469 \times 10^{-5}h^{-2}$ and $N_{\text{eff}} = 3.046$ [83].

Further, $D_V(z)$ is the volume averaged distance that gives the relation between the line of sight and transverse distance scale [103, 104]:

$$D_V(z) = \left[(1+z)^2 D_A(z)^2 \frac{cz}{H(z)} \right]^{1/3}, \quad (30)$$

where $D_A(z) = \frac{c}{1+z} \int_0^z \frac{dz}{H(z)}$ is the angular diameter distance, and c is the speed of light.

TABLE II: Hubble parameter data.

z_i	$H^{\text{obs}}(z_i)$ [km s ⁻¹ Mpc ⁻¹]	$\sigma_{H^{\text{obs}}(z_i)}$	Reference
0.07	69	19.6	[97]
0.09	69	12	[98]
0.12	68.6	26.2	[97]
0.17	83	8	[98]
0.179	75	4	[93]
0.199	75	5	[93]
0.2	72.9	29.6	[97]
0.27	77	14	[98]
0.28	88.8	36.6	[97]
0.352	83	14	[93]
0.38	81.9	1.9	[94]
0.3802	83	13.5	[99]
0.4	95	17	[98]
0.4004	77	10.2	[99]
0.4247	87.1	11.2	[99]
0.4497	92.8	12.9	[99]
0.47	89	50	[100]
0.4783	80.9	9	[99]
0.48	97	62	[100]
0.51	90.8	1.9	[94]
0.593	104	13	[93]
0.61	97.8	2.1	[94]
0.68	92	8	[93]
0.781	105	12	[93]
0.875	125	17	[93]
0.88	90	40	[100]
0.9	117	23	[98]
1.037	154	20	[93]
1.3	168	17	[98]
1.363	160	33.6	[101]
1.43	177	18	[98]
1.53	140	14	[98]
1.75	202	40	[98]
1.965	186.5	50.4	[101]
2.34	223	7	[95]
2.36	227	8	[96]

The chi-squared function of BAO measurements from the first five surveys as mentioned in Table III, denoted by χ_{NW}^2 , reads

$$\chi_{\text{NW}}^2 = \sum_{i=1}^5 \left[\frac{d^{\text{obs}}(z_i) - d^{\text{th}}(z_i)}{\sigma_{d(z_i)}} \right]^2, \quad (31)$$

where $d^{\text{obs}}(z_i)$ is the observed value of the dimensionless ratio with the uncertainty $\sigma_{d(z_i)}$ as given in the Table III and $d^{\text{th}}(z_i)$ is the theoretical value obtained from the cosmological model under consideration.

We shall also consider the three data points from the WiggleZ survey [109]. The inverse covariance matrix related with

TABLE III: BAO data

Survey	z_i	$d(z_i)$	$\sigma_{d(z_i)}$	Ref.
6dFGS	0.106	0.3360	0.0150	[105]
MGS	0.15	0.2239	0.0084	[106]
BOSS LOWZ	0.32	0.1181	0.0024	[107]
SDSS(R)	0.35	0.1126	0.0022	[108]
BOSS CMASS	0.57	0.0726	0.0007	[107]
WiggleZ	0.44	0.073	0.0012	[109]
WiggleZ	0.6	0.0726	0.0004	[109]
WiggleZ	0.73	0.0592	0.0004	[109]

these data points is given by

$$C^{-1} = \begin{bmatrix} 1040.3 & -807.5 & 336.8 \\ -807.5 & 3720.3 & -1551.9 \\ 336.8 & -1551.9 & 2914.9 \end{bmatrix}. \quad (32)$$

For the WiggleZ data, the chi-squared function, denoted by χ_{W}^2 , is defined as

$$\chi_{\text{W}}^2 = D^T C^{-1} D, \quad (33)$$

where

$$D = \begin{bmatrix} d^{\text{obs}}(0.44) - d^{\text{th}}(0.44) \\ d^{\text{obs}}(0.6) - d^{\text{th}}(0.6) \\ d^{\text{obs}}(0.73) - d^{\text{th}}(0.73) \end{bmatrix}. \quad (34)$$

Thus, the chi-squared function for the total BAO contribution, denoted by χ_{BAO}^2 , gives

$$\chi_{\text{BAO}}^2 = \chi_{\text{NW}}^2 + \chi_{\text{W}}^2. \quad (35)$$

3. CMB

From the compressed likelihood information of Planck 2015 CMB data [82], we use the angular scale of the sound horizon at the last scattering surface, denoted by l_{a} , defined as

$$l_{\text{a}} = \pi \frac{r(z_*)}{r_{\text{s}}(z_*)}, \quad (36)$$

where $r(z_*)$ is the comoving distance to the last scattering surface, evaluated as

$$r(z_*) = \int_0^{z_*} \frac{cdz}{H(z)}, \quad (37)$$

and $r_{\text{s}}(z_*)$ is the size of the comoving sound horizon [see (29)] evaluated at $z_* = 1089.9$, the redshift of last scattering [82].

The chi-squared function of CMB, denoted by χ_{CMB}^2 , reads

$$\chi_{\text{CMB}}^2 = \frac{(l_{\text{a}}^{\text{obs}} - l_{\text{a}}^{\text{th}})^2}{\sigma_{l_{\text{a}}}^2}, \quad (38)$$

where $l_{\text{a}}^{\text{obs}} = 301.63$ is the observed value of the angular scale of the sound horizon with uncertainty $\sigma_{l_{\text{a}}} = 0.15$ (see [82]) and l_{a}^{th} is the theoretical value obtained from the cosmological model under consideration.

4. Pantheon supernovae type Ia

The Pantheon sample is a combination of five subsamples: PS1, SDSS, SNLS, low- z , and HST that gives the largest supernovae sample of 1048 measurements, spanning over the redshift range: $0.01 < z < 2.3$ [110]. Following [110], we use Pantheon data in line with the joint light-curve sample [111] but ignoring the stretch luminosity parameter α and the color luminosity parameter β .

The theoretical distance modulus is defined by [111]

$$\mu_{\text{th}} = 5 \log_{10} \frac{d_L(z_{\text{hel}}, z_{\text{cmb}})}{10 \text{ pc}}, \quad (39)$$

where d_L is the luminosity distance given by $d_L = (c/H_0)D_L$. Further,

$$D_L = (1 + z_{\text{hel}}) \int_0^{z_{\text{cmb}}} \frac{H_0 dz}{H(z)}, \quad (40)$$

where z_{hel} is the heliocentric redshift and z_{cmb} is the redshift of the CMB rest frame.

The observed distance modulus [111] is given by

$$\mu_{\text{obs}} = m_B - \mathcal{M}, \quad (41)$$

where m_B is the observed peak magnitude in the rest frame of the B band and \mathcal{M} is the nuisance parameter.

In the case of Pantheon data, the chi-squared function, denoted by χ_{Pan}^2 , is given by

$$\chi_{\text{Pan}}^2 = m^T C^{-1} m, \quad (42)$$

where C is the covariance matrix of μ_{obs} given in [112] and $m = m_B - m_{\text{th}}$ with

$$m_{\text{th}} = 5 \log_{10} D_L + \mathcal{M}. \quad (43)$$

The total covariance matrix as in [110] reads

$$C = D_{\text{stat}} + C_{\text{sys}}, \quad (44)$$

where C_{sys} is the systematic covariance matrix and D_{stat} is the diagonal covariance matrix of the statistical uncertainty, calculated as

$$D_{\text{stat}, ii} = \sigma_{m_{B,i}}^2. \quad (45)$$

The systematic covariance matrix together with $m_{B,i}$, $\sigma_{m_{B,i}}^2$, z_{cmb} , z_{hel} for the i th SN Ia are available in [110].

B. Methodology

To obtain observational constraints on the anisotropic Λ CDM model parameters from the above-mentioned $H(z)$, BAO, CMB and Pantheon data, we use PyMultiNest [113] code, which is a Python interface for MultiNest [114–116], and a generic Bayesian inference tool that uses the nested sampling [117] to calculate the Bayesian evidence, and also allows for parameter inference.

We consider multivariate joint Gaussian likelihood given by

$$\mathcal{L}_{\text{Joint}} \propto \exp \left(\frac{-\chi_{\text{Joint}}^2}{2} \right), \quad (46)$$

where the joint chi-squared function of all the datasets reads

$$\chi_{\text{Joint}}^2 = \chi_H^2 + \chi_{\text{BAO}}^2 + \chi_{\text{CMB}}^2 + \chi_{\text{Pan}}^2. \quad (47)$$

In our study, we choose uniform prior distribution for all the model parameters H_0 , Ω_{m0} and $\Omega_{\sigma0}$, viz., $55 \leq H_0 \leq 85$, $0.1 \leq \Omega_{m0} \leq 0.5$ and $0 \leq \Omega_{\sigma0} \leq 0.1$, respectively. In the case of the data combinations with CMB and/or BAO, we have chosen the prior range $0 \leq \Omega_{\sigma0} \leq 10^{-14}$.³

IV. RESULTS AND DISCUSSION

Table IV displays the constraints on the parameters of the anisotropic Λ CDM model in comparison to the base Λ CDM model from two relatively low redshift datasets: $H(z)$ and $H(z) + \text{Pantheon}$. Figure 1 shows the one-dimensional and two-dimensional (68% and 95%) confidence regions of the anisotropic Λ CDM model parameters for the two datasets. In both cases, we see that the upper bound on the anisotropy parameter $\Omega_{\sigma0}$ is of the order 10^{-3} in line with the model-independent constraints, e.g., from type Ia supernovae data [74, 75]. Also, this order is similar to the one obtained in [80, 81]. However, such an amount of expansion anisotropy in the present Universe within the anisotropic Λ CDM model implies the domination of the anisotropy in the Universe by $z \sim 10$. This would lead to large deviations from the standard Λ CDM model and spoil the successful description of the Universe for $z \gtrsim 10$. Hence, we see that the upper bound on the density parameter corresponding to the present day expansion anisotropy at the level 10^{-3} may not be realistic within the anisotropic Λ CDM model.

In this study, we aim to constrain the allowed amount of anisotropy from the observational data on the top of the standard Λ CDM model, so that on average the standard Λ CDM Universe is not spoiled. Notice that the new term, i.e., the expansion anisotropy, is the fastest growing term with the increasing z in $H(z)$. Therefore, for guaranteeing expansion anisotropy to remain as a correction all the way to the largest redshifts involved in BAO and CMB data used in our analyses here, we fix the drag redshift as $z_d = 1059.6$ (involved in

³ CMB and BAO data likelihoods, in our study, use the fixed high redshifts such as the drag redshift z_d and the last-scattering redshift z_* , and therefore we expect a small amount of anisotropy as a correction on the top of standard Λ CDM evolution of the Universe in our model and results (for more details see Sections I and IV). The Universe should be matter dominated at the recombination that takes place at $z \sim 1100$, which is physically closely related to the last scattering surface redshift z_* and drag redshift z_d . Accordingly, using $\Omega_m(z \sim 1100) \approx 1$ and, say, $\Omega_\sigma(z \sim 1100) \lesssim 10^{-2}$ into $\frac{\Omega_\sigma}{\Omega_m} = \frac{\Omega_\sigma \Omega}{\Omega_{m0}} (1+z)^3$, we find that the upper bound for $\frac{\Omega_\sigma \Omega}{\Omega_{m0}}$ should be $\sim 10^{-11}$. Starting from this upper bound, during test runs of the code, we found that the prior range $0 \leq \Omega_{\sigma0} \leq 10^{-14}$ is good enough to extract the information about $\Omega_{\sigma0}$.

TABLE IV: Constraints (68% and 95% C.L.) on the anisotropic Λ CDM and Λ CDM model parameters from the $H(z)$ and Pantheon data.

Data	$H(z)$	$H(z)$ +Pantheon
Anisotropic Λ CDM		
H_0	$70.4^{+1.9+3.5}_{-1.9-3.8}$	$68.7^{+1.3+2.5}_{-1.3-2.7}$
Ω_{m0}	$0.254^{+0.024+0.054}_{-0.028-0.051}$	$0.281^{+0.017+0.034}_{-0.017-0.034}$
$\Omega_{\sigma0}$ (95% C.L.)	$< 4.6 \times 10^{-4}$	$< 7.4 \times 10^{-4}$
$\ln \mathcal{E}$	-15.29 ± 0.09	-536.11 ± 0.16
Λ CDM		
H_0	$69.6^{+1.8+3.5}_{-1.8-3.4}$	$68.8^{+1.4+2.7}_{-1.4-2.6}$
Ω_{m0}	$0.271^{+0.023+0.048}_{-0.025-0.046}$	$0.285^{+0.017+0.035}_{-0.017-0.032}$
$\ln \mathcal{E}$	-14.64 ± 0.09	-535.24 ± 0.16

BAO analysis) and the last scattering redshift as $z_* = 1089.9$ (involved in CMB data), where the fixed values are taken from the Planck 2015 release for the standard Λ CDM model [82]. With these settings, when we include CMB and/or BAO data, $\Omega_{\sigma0}$ is of the order 10^{-15} in all cases (see Table V). This shows that the CMB and/or BAO data offer tight constraints on $\Omega_{\sigma0}$. The reason is that $H(z)$ and Pantheon data correspond to low redshifts and are therefore unable to put tight constraints on $\Omega_{\sigma0}$. On the other hand, CMB and BAO data likelihoods include fixed high redshifts such as the drag redshift z_d and the last scattering redshift z_* and, therefore, preserve the standard Λ CDM evolution of the Universe at early times. In other words, 10^{-15} is the allowed order of anisotropy on the top of standard Λ CDM evolution of the Universe in our results. In what follows, we discuss the results with the constraints obtained in Table V.

Figure 2 shows the one-dimensional and two-dimensional (68% and 95%) confidence regions of the anisotropic Λ CDM model parameters for four different data combinations, each including the CMB data. From Table V and Fig. 2, one may see that the joint dataset $H(z) + \text{BAO} + \text{Pantheon} + \text{CMB}$ yields the most tight constraints on all the model parameters. Further, in the anisotropic Λ CDM model we notice constraints on H_0 and Ω_{m0} similar to the Λ CDM model. We observe that the mean values of H_0 and Ω_{m0} in the case of the anisotropic Λ CDM model are systematically larger than those in the case of the standard Λ CDM model, though not significantly. One may visualize the precise shift in these parameters due to anisotropy in Fig.3, where the 68% C.L. ranges of H_0 and Ω_{m0} are displayed for the anisotropic Λ CDM in contrast with the Λ CDM model. In the anisotropic Λ CDM model in comparison to the Λ CDM model, the predicted mean values of H_0 and Ω_{m0} for different combinations of the datasets are more similar while the errors remain almost the same. Namely, the largest deviations in H_0 and Ω_{m0} between the different combinations of datasets are $\Delta H_0 = 0.50$ and $\Delta \Omega_{m0} = 0.0048$ in the anisotropic Λ CDM, while those are approximately 2 times larger, $\Delta H_0 = 0.94$ and $\Delta \Omega_{m0} = 0.0113$, in the standard Λ CDM.

Figure 4 shows a summary of the Bayesian evidence of

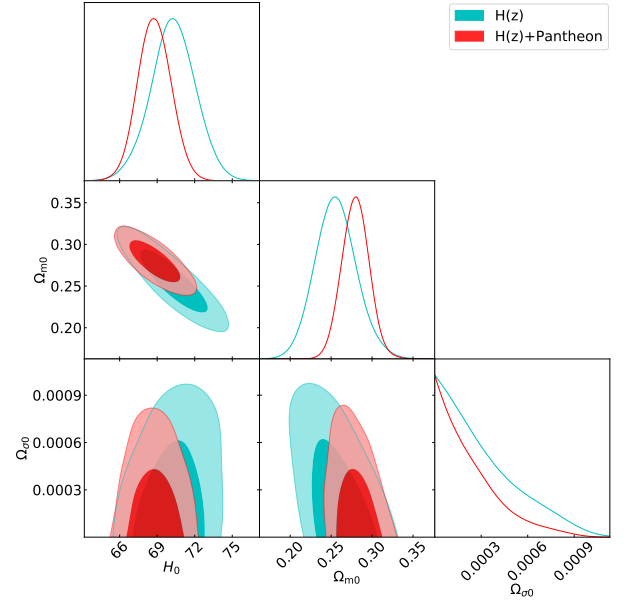


FIG. 1: One-dimensional and two-dimensional marginalized confidence regions (68% and 95% C.L.) for the anisotropic Λ CDM parameters H_0 , Ω_{m0} and $\Omega_{\sigma0}$ from $H(z)$ and $H(z) + \text{Pantheon}$ data.

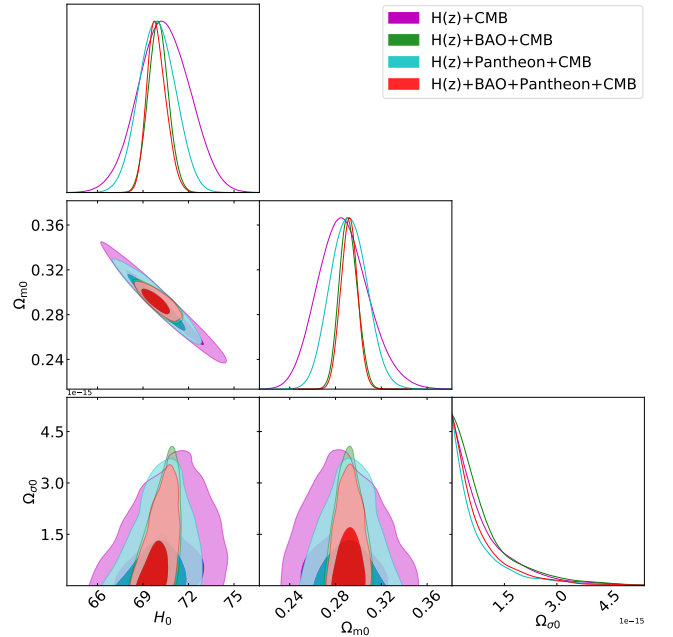


FIG. 2: One-dimensional and two-dimensional marginalized confidence regions (68% and 95% C.L.) for the anisotropic Λ CDM model parameters H_0 , Ω_{m0} and $\Omega_{\sigma0}$ from $H(z)$, CMB, BAO and Pantheon data combinations.

the anisotropic Λ CDM model in comparison with the Λ CDM model. We observe definite evidence in all cases of the data combinations as per the Jeffrey's scale in Table I.

TABLE V: Constraints (68% and 95% C.L.) on the anisotropic Λ CDM and Λ CDM model parameters from four different combinations of $H(z)$, CMB, BAO and Pantheon data. The Bayesian evidence is also displayed in each case.

Parameter	$H(z)$ +CMB	$H(z)$ +BAO+CMB	$H(z)$ +Pantheon+CMB	$H(z)$ +BAO+Pantheon+CMB
Anisotropic ΛCDM				
H_0	$70.4^{+1.7+3.3}_{-1.7-3.3}$	$70.0^{+0.7+1.3}_{-0.7-1.3}$	$69.9^{+1.2+2.3}_{-1.2-2.3}$	$69.9^{+0.5+1.3}_{-0.7-1.1}$
Ω_{m0}	$0.287^{+0.020+0.044}_{-0.024-0.042}$	$0.291^{+0.007+0.016}_{-0.008-0.014}$	$0.291^{+0.016+0.030}_{-0.016-0.029}$	$0.291^{+0.007+0.014}_{-0.007-0.014}$
$\Omega_{\sigma0}$ (95% C.L.)	$< 2.93 \times 10^{-15}$	$< 3.04 \times 10^{-15}$	$< 2.81 \times 10^{-15}$	$< 2.72 \times 10^{-15}$
$\ln \mathcal{E}$	-20.45 ± 0.13	-24.32 ± 0.14	-539.99 ± 0.18	-543.74 ± 0.18
ΛCDM				
H_0	$70.2^{+1.7+3.3}_{-1.7-3.2}$	$69.4^{+0.6+1.1}_{-0.6-1.1}$	$69.5^{+1.1+2.3}_{-1.1-2.1}$	$69.3^{+0.5+1.0}_{-0.5-1.0}$
Ω_{m0}	$0.280^{+0.020+0.046}_{-0.024-0.040}$	$0.290^{+0.008+0.015}_{-0.007-0.014}$	$0.288^{+0.016+0.030}_{-0.016-0.030}$	$0.291^{+0.007+0.014}_{-0.007-0.014}$
$\ln \mathcal{E}$	-18.1 ± 0.12	-22.1 ± 0.17	-537.6 ± 0.30	-541.91 ± 0.17

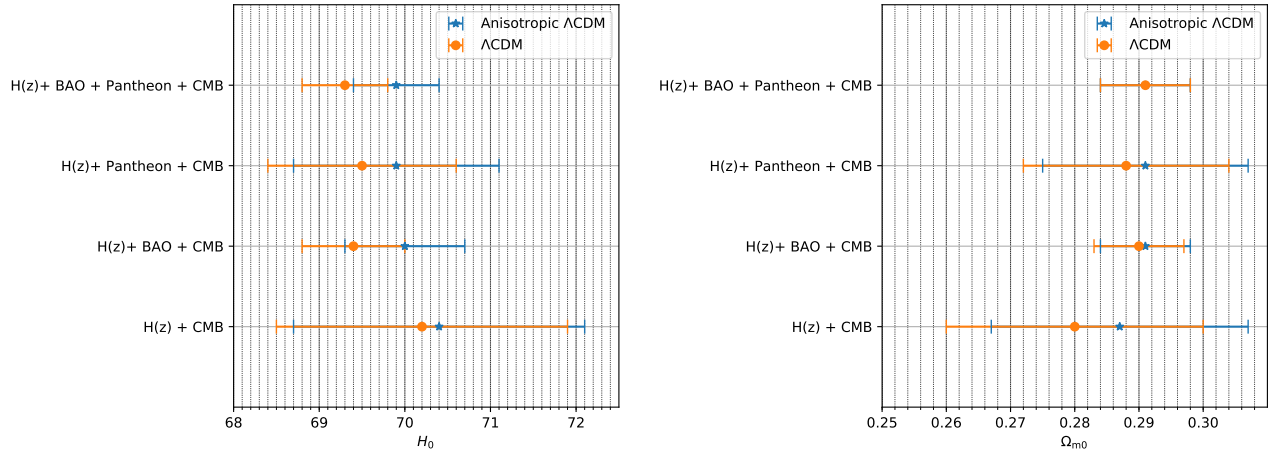


FIG. 3: 68% confidence intervals of H_0 and Ω_{m0} for the anisotropic Λ CDM in comparison with the Λ CDM model.

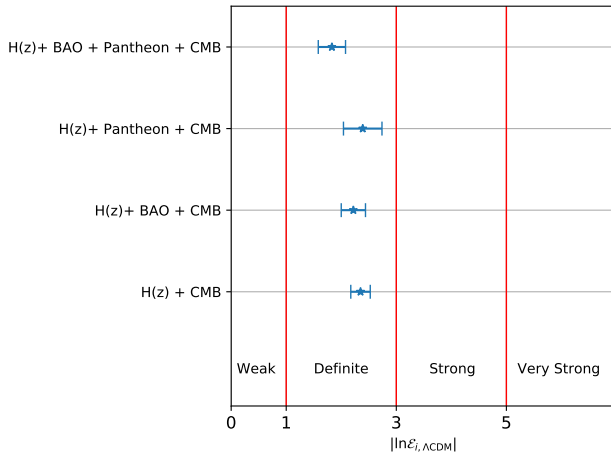


FIG. 4: Summary of the Bayesian evidence for the anisotropic Λ CDM model in comparison with the Λ CDM model.

V. FURTHER DISCUSSIONS

In this section, we further discuss our results in the context of matter-radiation equality, big bang nucleosynthesis and CMB quadrupole problem.

A. Matter-radiation equality

The transition from radiation domination to matter domination is one of the most important epochs in the history of the Universe. This transition alters the growth rate of density perturbations: during the radiation era perturbations well inside the horizon are nearly frozen but once matter domination commences, perturbations on all length scales are able to grow by gravitational instability and therefore it sets the maximum of the matter power spectrum [118]. Namely, it determines the wave number, $k_{\text{eq,m,r}}$, of a mode that enters the horizon, $H_{\text{eq,m,r}} a_{\text{eq,m,r}}$, at the matter-radiation transition [118]. In our model, $k_{\text{eq,m,r}} = H_{\text{eq,m,r}} a_{\text{eq,m,r}}$ can be estimated analytically by assuming $H(a)$ given in (16) that holds all the way to matter-radiation equality. At this point, both the radiation

and matter contribute equally to the total energy density. At radiation-matter equality, the wave number of a mode that enters the horizon is given by $k_{\text{eq,m,r}} = a_{\text{eq,m,r}} H_{\text{eq,m,r}}$. In the anisotropic Λ CDM model, it turns out that

$$\frac{k_{\text{eq,m,r}}^2}{H_0^2} = \Omega_{\sigma 0}(1 + z_{\text{eq,m,r}})^4 + 2\Omega_{\text{m}0}(1 + z_{\text{eq,m,r}}) + \Omega_{\Lambda 0}(1 + z_{\text{eq,m,r}})^{-2}, \quad (48)$$

where $\Omega_{\Lambda 0} = 1 - 2\Omega_{\text{m}0} - \Omega_{\sigma 0}$. The combined data [$H(z)$ +BAO+Pantheon+CMB], from our observational analysis, predict the matter-radiation equality redshift as

$$z_{\text{eq,m,r}} = -1 + \frac{\Omega_{\text{m}0}}{\Omega_{\text{r}0}} = 3412_{-59}^{+45}, \quad (49)$$

and

$$k_{\text{eq,m,r}} = 0.01040 \pm 0.00010 \text{ Mpc}^{-1}, \quad (50)$$

which are pretty much consistent with the recent Planck results; for instance, Planck TT+lowE gives $z_{\text{eq,m,r}} = 3411 \pm 48$ and $k_{\text{eq,m,r}} = 0.01041 \pm 0.00014 \text{ Mpc}^{-1}$ [119], implying that the matter perturbations in the anisotropic Λ CDM model are not affected by the expansion anisotropy.

B. Big bang nucleosynthesis

BBN [120, 121] provides a probe of the dynamics of the early Universe, which in turn would give us an opportunity to further investigate the constraints on the anisotropic Λ CDM model. Such that, in the standard-BBN model—assuming that the standard model of particle physics is valid, and the expansion of the Universe is governed by GR—the processes relevant to BBN take place during the time evolution of the Universe from $t \sim 1 \text{ s}$ to $t \sim 3 \text{ min}$ corresponding to the temperature change from $T \sim 1 \text{ MeV}$ to $T \sim 0.1 \text{ MeV}$, during the radiation-dominated era. This scenario, of course, should not be altered significantly in a viable cosmological model. The radiation-expansion anisotropy equality redshift $z_{\text{eq},\sigma,\text{r}}$ is evaluated as

$$z_{\text{eq},\sigma,\text{r}} = -1 + \left(\frac{\Omega_{\text{r}0}}{\Omega_{\sigma 0}} \right)^{\frac{1}{2}}. \quad (51)$$

Also, $z_{\text{BBN}} \sim 3 \times 10^8$ is the redshift of the physical processes relevant to BBN that takes place in standard cosmology. Therefore, it would then roughly require $z_{\text{eq},\sigma,\text{r}} > z_{\text{BBN}}$ in order to avoid any possible adverse effects on the BBN phenomenon due to expansion anisotropy. This inequality leads to

$$\Omega_{\sigma 0} < \frac{\Omega_{\text{r}0}}{(z_{\text{BBN}} + 1)^2}, \quad (52)$$

and given that $\Omega_{\text{r}0} \sim 10^{-4}$, the upper bound of $\Omega_{\sigma 0}$ yields $\Omega_{\sigma 0} < 10^{-21}$, that lies within the probability region of $\Omega_{\sigma 0}$ given by the constraint $\Omega_{\sigma 0} < 10^{-15}$ (see Table V).

On the other hand, as may be seen from the investigations in Refs. [79, 122], the expansion anisotropy would not lead to a

considerable deviation from the standard BBN for the $\Omega_{\sigma}/\Omega_{\text{r}}$ ratio up to a few percent, viz.,

$$\frac{\Omega_{\sigma}(z = z_{\text{BBN}})}{\Omega_{\text{r}}(z = z_{\text{BBN}})} \lesssim 10^{-2}. \quad (53)$$

Considering this, the upper bound on $\Omega_{\sigma 0}$ further improves to $\Omega_{\sigma 0} \lesssim 10^{-23}$. Thus, we see that BBN offers tight constraints on the anisotropy parameter $\Omega_{\sigma 0}$ in comparison to the constraint $\Omega_{\sigma 0} < 10^{-15}$ obtained here directly using the cosmological data. However, it may be noted that the constraint on $\Omega_{\sigma 0}$ from BBN may be weaker than the one obtained from the cosmological data in the presence of anisotropic sources.

C. CMB quadrupole problem

The CMB power spectrum at $l = 2$ (quadrupole) corresponds to the angular scale $\theta = \pi/2$ on the sky ($l = \frac{\pi}{\theta}$). Corresponding to $l = 2$, the observed value of the temperature fluctuation by Planck is $\Delta T_{\text{Planck}} \approx 14 \mu\text{K}$ [52], whereas the standard Λ CDM predicted value reads $\Delta T_{\text{st}} \approx 34 \mu\text{K}$. Clearly, there is a considerable discrepancy between the two values. This deficit can be reduced partially by using cosmic variance, viz., $\Delta T_{\text{st+variance}} \approx 28 \mu\text{K}$ [22, 83]. Here, we look for the possible effects of the expansion anisotropy on the CMB power spectrum. Anisotropic expansion of the Universe implies a different evolution of the temperature of the free streaming photons for the different expansion factors in three orthogonal directions. This in turn would alter the CMB power spectrum at $l = 2$, without affecting the temperature fluctuations corresponding to higher multipoles as predicted within the standard Λ CDM model.

We first set $x_1 = 0$ [viz., consider locally rotationally symmetric (LRS) anisotropy [6] for convenience] and thereby find $x_2 = -x_3$ leading to $\sigma_0^2 = x_3^2/3$ from (13). For small anisotropies, the evolution of the photon temperature along the x and z axes can be given as [12, 123]

$$T_x = T_0 \frac{a_{x0}}{a_x} = T_0 e^{-\int H_x dt} \simeq T_0 - T_0 \int H_x dt, \quad (54)$$

$$T_z = T_0 \frac{a_{z0}}{a_z} = T_0 e^{-\int H_z dt} \simeq T_0 - T_0 \int H_z dt, \quad (55)$$

where today's CMB monopole temperature is $T_0 = 2.7255 \pm 0.0006 \text{ K}$ [84]. In the case of LRS anisotropy, using (13) and (14), the temperature difference along the x axis and z axis can be given as

$$\begin{aligned} T_x - T_z &= T_0 \int_{t_{\text{rec}}}^{t_0} (H_x - H_z) dt = T_0 \int_{t_{\text{rec}}}^{t_0} \sqrt{3}\sigma dt \\ &= 3T_0 \sqrt{\Omega_{\sigma 0}} \int_0^{z_{\text{rec}}} \frac{H_0(1+z)^2}{H(z)} dz. \end{aligned} \quad (56)$$

Using the upper bound $\Omega_{\sigma 0} \sim 10^{-15}$ and mean values of other parameters, we obtain $\Delta T_{\Omega_{\sigma}} = T_x - T_z \sim 10.72 \text{ mK}$, whereas, we need $\Omega_{\sigma 0} \sim 4 \times 10^{-20}$ to get $\Delta T_{\Omega_{\sigma}} \sim 20 \mu\text{K}$, which could be considered for addressing the quadrupole temperature problem. For, in the latter case, provided that the

orientation of the expansion anisotropy is set properly, it is possible to reduce $\Delta T_{\text{st}} \approx 34 \mu\text{K}$ in ΛCDM model to the observed value $\Delta T_{\text{Planck}} \approx 14 \mu\text{K}$ [52]. However, the strict upper bound $\Omega_{\sigma 0} \sim 10^{-23}$ from BBN, yields $\Delta T_{\Omega_{\sigma}} \sim 1 \mu\text{K}$. Thus, the BBN constraint on $\Omega_{\sigma 0}$ prohibits significant modification in the quadrupole temperature.

VI. CONCLUSIONS

We have considered the simplest anisotropic generalization, as a correction, to the standard ΛCDM model, constructed by replacing the spatially flat RW metric by the Bianchi type-I metric while keeping all other constituents (e.g., the physical ingredients of the Universe) of the model as usual. This modifies the Friedmann equation of the standard ΛCDM model by rendering $H(a)$ as the average expansion rate of the Universe, and including a new term $\Omega_{\sigma 0} a^{-6}$ (which mimics stiff fluid), where a is the average expansion scale factor. We have carried out observational analysis by defining the corresponding average redshift z through the mean scale factor a as $z = -1 + \frac{1}{a}$. Accordingly, we should note that the constraints obtained here on $\Omega_{\sigma 0}$, viz., the present day expansion anisotropy, are model dependent. The method employed here constrains the stiff-fluid-like effect of the expansion anisotropy, which arises within GR in the absence of any kind of anisotropic source, in the model under consideration. From the data [$H(z)$ and Pantheon] relevant to the late Universe ($z \lesssim 2.4$) only, we have obtained the constraint $\Omega_{\sigma 0} \lesssim 10^{-3}$. This being comparable with the model-independent constraints [74, 75] shows that the method we employed is useful and informative. When the BAO and CMB data also are included in our analysis, the constraint improves by 12 orders of magnitude, i.e., $\Omega_{\sigma 0} \lesssim 10^{-15}$. The reason for such a tight constraint is that we guaranteed expansion anisotropy to remain as a correction all the way to the largest redshifts involved in BAO and CMB data used in our analyses, by fixing the drag redshift as $z_d = 1059.6$ (involved in BAO analysis) and the last scattering redshift as $z_* = 1089.9$ (involved in CMB data), where the fixed values are taken from the Planck 2015 release for the standard ΛCDM model [82]. In all cases of the dataset combinations, the Bayesian evidence of the anisotropic ΛCDM model in comparison with the ΛCDM model is definite as per the Jeffrey's scale. We have found that, in comparison with the standard ΛCDM model, $\Omega_{\sigma 0} \lesssim 10^{-15}$ could alter neither the matter-radiation redshift $z_{\text{eq,m,r}}$ nor the peak of the matter perturbations $k_{\text{eq,m,r}}$. Finally, demanding that the expansion anisotropy has no significant effect on the standard BBN, we have obtained a more tight constraint as $\Omega_{\sigma 0} \lesssim 10^{-23}$. We have shown explicitly that this constraint from BBN renders the expansion anisotropy irrelevant to make a significant contribution to the resolution of the quadrupole

moment problem, whereas the constraint from the cosmological data in our model provides the temperature change up to $\sim 11 \text{ mK}$, which is much larger than the required $\sim 20 \mu\text{K}$ temperature difference in the free streaming photons arriving us from the last scattering surface in the orthogonal directions in the sky. Such strong constraints, very much beyond the model-independent constraints, result from the data relevant to earlier Universe due to the quite steep redshift dependence of the shear scalar, $\sigma^2 \propto (1+z)^6$. On the other hand, it is in principle possible to alter the redshift dependence of the shear scalar, particularly in the late Universe by replacing Λ by an anisotropic DE (see, e.g., [32] and references therein) or replacing GR by a modified gravity, such as Brans-Dicke theory, leading to effective anisotropic sources (see, e.g., [33] and references therein). For example, it is possible to have cosmological models in which the shear scalar yields $\sigma^2 \sim (1+z)^4$ as like radiation; then, in principle, it would contribute to the Friedmann equation like an extra relativistic degrees of freedom (e.g., neutrino). Accordingly, in such a setup, expansion anisotropy would play the role of the extra relativistic degrees of freedom in the ΛCDM model, and, given that the recent Planck release [119] gives $\Delta N_{\text{eff}} < 0.30$, we would expect to obtain $\Omega_{\sigma 0} \sim \Omega_{\text{r}0}/10 \lesssim 10^{-6}$ from observational analysis, which is pretty much consistent with the direct observational constraints on the present day expansion anisotropy and it could also contribute to the quadrupole moment problem. Moreover, for the cosmological models in which the shear scalar yields a redshift dependence flatter than that of the radiation, we would expect the cosmological data to constrain $\Omega_{\sigma 0}$ stronger than BBN. Thus, we conclude that constraining the present day expansion anisotropy (viz. $\Omega_{\sigma 0}$) through the new term that appears in the Friedmann equation due to expansion anisotropy, as done in this paper, provides a very informative method and could successfully be used for constraining different kinds of anisotropic cosmological models and investigating their underlying theories in the light of data from cosmological observations.

ACKNOWLEDGMENTS

Ö.A. acknowledges the support by the Turkish Academy of Sciences in scheme of the Outstanding Young Scientist Award (TÜBA-GEBİP). S.K. and S.S. gratefully acknowledge the support from SERB-DST Project No. EMR/2016/000258, and DST Fund for Improvement of S&T Infrastructure project No. SR/FST/MSI-090/2013(C). L.T. acknowledges partial support from the INFN-TAsP project and by the research Grant No. 2017W4HA7S “NAT-NET: Neutrino and Astroparticle Theory Network” under the program PRIN 2017 funded by the Italian Ministero dell’Istruzione, dell’Università e della Ricerca (MIUR).

[1] A.A. Starobinsky, *A New Type of Isotropic Cosmological Models Without Singularity*, Phys. Lett. B **91**, 99 (1980).

[2] A.H. Guth, *Inflationary Universe: A Possible Solution to the Horizon and Flatness Problems*, Phys. Rev. D **23**, 347 (1981).

- [3] A.D. Linde, *A New Inflationary Universe Scenario: A Possible Solution of the Horizon, Flatness, Homogeneity, Isotropy and Primordial Monopole Problems*, Phys. Lett. B **108**, 389 (1982).
- [4] A. Albrecht and P.J. Steinhardt, *Cosmology for Grand Unified Theories with Radiatively Induced Symmetry Breaking*, Phys. Rev. Lett. **48**, 1220 (1982).
- [5] C.B. Collins, S.W. Hawking and D.W. Sciama, *The rotation and distortion of the Universe*, Mon. Not. R. Astron. Soc. **162**, 307 (1973).
- [6] G.F.R. Ellis and H. van Elst, *Cosmological models: Cargese lectures 1998*, Theoretical and Observational Cosmology. NATO Science Series (Series C: Mathematical and Physical Sciences), edited by M. Lachi  ze-Rey (Springer, Dordrecht, 1999), Vol. 541. gr-qc/9812046
- [7] Ya. B. Zel'dovich, *Equation of state at ultra-high densities and its relativistic limitations*, J. Exptl. Theoret. Phys. **14**, 1143 (1962).
- [8] J.D. Barrow, *Quiescent cosmology*, Nature **272**, 211 (1978).
- [9] P.H. Chavanis, *Cosmology with a stiff matter era*, Phys. Rev. D **92**, 103004 (2015). 1412.0743
- [10] R.M. Wald, *Asymptotic behavior of homogeneous cosmological models in the presence of a positive cosmological constant*, Phys. Rev. D **28**, 2118 (1983). gr-qc/9908067
- [11] A.A. Starobinsky, *Isotropization of arbitrary cosmological expansion given an effective cosmological constant*, JETP Lett. **37**, 86 (1983).
- [12] J.D. Barrow, *Cosmological limits on slightly skew stresses*, Phys. Rev. D **55**, 7451 (1997). gr-qc/9701038
- [13] M.S. Madsen, *Scalar fields in curved spacetimes*, Class. Quantum Grav. **5**, 627 (1988).
- [14] L.O. Pimentel, *Energy-momentum tensor in the general scalar-tensor theory*, Class. Quantum Grav. **6**, L263 (1989).
- [15] V. Faraoani and J. Cot  , *Imperfect fluid description of modified gravities*, Phys. Rev D **98**, 084019 (2018). 1808.02427
- [16] L.H. Ford, *Inflation driven by a vector field*, Phys. Rev. D **40**, 967 (1989).
- [17] J.D. Barrow and S. Hervik, *Anisotropically inflating universes*, Phys. Rev. D **73**, 023007 (2006). gr-qc/0511127
- [18] M.A. Watanabe, S. Kanno and J. Soda, *Inflationary Universe with Anisotropic Hair*, Phys. Rev. Lett. **102**, 191302 (2009). 0902.2833
- [19] A. Maleknejad, M.M. Sheikh-Jabbari and J. Soda, *Gauge fields and inflation*, Phys. Rept. **528**, 161 (2013). 1212.2921
- [20] M. Adak,   . Akarsu, T. Dereli and   . Sert, *Anisotropic inflation with a non-minimally coupled electromagnetic field to gravity*, JCAP **11**, 026 (2017). 1611.03393
- [21] A. Ito and J. Soda, *Anisotropic Constant-roll Inflation*, Eur. Phys. J. C **78**, 55 (2018). 1710.09701
- [22] L. Campanelli, P. Cea and L. Tedesco, *Ellipsoidal Universe can solve the CMB quadrupole problem*, Phys. Rev. Lett. **97**, 131302 (2006). astro-ph/0606266
- [23] T. Koivisto and D.F. Mota, *Accelerating cosmologies with an anisotropic equation of state*, Astrophys. J. **679**, 1 (2008). 0707.0279
- [24] D.C. Rodrigues, *Anisotropic cosmological constant and the CMB quadrupole anomaly*, Phys. Rev. D **77**, 023534 (2008). 0708.1168
- [25] T. Koivisto and D.F. Mota, *Vector field models of inflation and dark Energy*, JCAP **08**, 021 (2008). 0805.4229
- [26]   . Akarsu and C.B. Kilin  , *LRS Bianchi type I models with anisotropic dark energy and constant deceleration parameter*, Gen. Rel. Grav. **42**, 119 (2010). 0807.4867
- [27] L. Campanelli, *A Model of Universe Anisotropization*, Phys. Rev. D, **80**, 063006 (2009). 0907.3703
- [28] L. Campanelli, P. Cea, G.L. Fogli and L. Tedesco, *Anisotropic dark energy and ellipsoidal Universe*, Int. J. Mod. Phys. D **20**, 1153 (2011). 1103.2658
- [29]   . Akarsu, T. Dereli and N. Oflaz, *Accelerating anisotropic cosmologies in Brans-Dicke gravity coupled to a mass-varying vector field*, Class. Quant. Grav. **31**, 045020 (2014). 1311.2573
- [30] L. Heisenberg, R. Kase and S. Tsujikawa, *Anisotropic cosmological solutions in massive vector theories*, JCAP **11**, 008 (2016). 1607.03175
- [31] W. Yang, S. Pan, L. Xu and D.F. Mota, *Effects of anisotropic stress in interacting dark matter-dark energy scenarios*, Mon. Not. Roy. Astron. Soc. **482**, 1858 (2019). 1804.08455
- [32] L. Tedesco, *Ellipsoidal expansion of the Universe, cosmic shear, acceleration and jerk parameter*, Eur. Phys. J. Plus **133**, 188 (2018). 1804.11203
- [33] O. Akarsu, N. Katirci, N. Ozdemir and J.A. Vazquez, *Anisotropic massive Brans-Dicke gravity extension of standard Λ CDM model*, 1903.06679
- [34] A. de Oliveira-Costa, M. Tegmark, M. Zaldarriaga and A. Hamilton, *The Significance of the largest scale CMB fluctuations in WMAP*, Phys. Rev. D **69**, 063516 (2004). astro-ph/0307282
- [35] H.K. Eriksen, F.K. Hansen, A.J. Banday, K.M. Gorski and P.B. Lilje, *Asymmetries in the Cosmic Microwave Background anisotropy field*, Astrophys. J. **609**, 1198 (2004). astro-ph/0307507
- [36] P. Vielva, E. Martinez-Gonzalez, R.B. Barreiro, J.L. Sanz and L. Cayon, *Detection of non-Gaussianity in the WMAP 1 - year data using spherical wavelets*, Astrophys. J. **609**, 22 (2004). astro-ph/0310273
- [37] M. Cruz, E. Martinez-Gonzalez, P. Vielva and L. Cayon, *Detection of a non-Gaussian spot in WMAP*, Mon. Not. Roy. Astron. Soc. **356**, 29 (2005). astro-ph/0405341
- [38] P.A.R. Ade et al. [Planck Collaboration], *Planck 2013 Results. XXIII. Isotropy and statistics of the CMB*, Astron. Astrophys. **571**, A23 (2014). 1303.5083
- [39] P.A.R. Ade et al. [Planck Collaboration], *Planck 2013 Results. XXIV. Constraints on primordial non-Gaussianity*, Astron. Astrophys. **571**, A24 (2014). 1303.5084
- [40] P.A.R. Ade et al. [Planck Collaboration], *Planck 2013 Results. XXV. Searches for cosmic strings and other topological defects*, Astron. Astrophys. **571**, A25 (2014). 1303.5085
- [41] P.A.R. Ade et al. [Planck Collaboration], *Planck 2013 Results. XXVI. Background geometry and topology of the Universe*, Astron. Astrophys. **571**, A26 (2014). 1303.5086
- [42] D.J. Schwarz, C.J. Copi, D. Huterer and G.D. Starkman, *CMB Anomalies after Planck*, Class. Quant. Grav. **33**, 184001 (2016). 1510.07929
- [43] C.L. Bennett et al., *First-Year Wilkinson Microwave Anisotropy Probe (WMAP) Observations: Preliminary Maps and Basic Results*, Astrophys. J. Suppl. Ser. **148**, 1 (2003). astro-ph/0302207
- [44] C.J. Copi, D. Huterer and G.D. Starkman, *Multipole vectors - A new representation of the CMB sky and evidence for statistical anisotropy or non-Gaussianity at $2 \leq l \leq 8$* , Phys. Rev. D **70**, 043515 (2004). astro-ph/0310511
- [45] J.P. Ralston and P. Jain, *The Virgo alignment puzzle in propagation of radiation on cosmological scales*, Int. J. Mod. Phys. D **13**, 1857 (2004). astro-ph/0311430
- [46] K. Land and J. Magueijo, *Examination of Evidence for a Preferred Axis in the Cosmic Radiation Anisotropy*, Phys. Rev. Lett. **95**, 071301 (2005). astro-ph/0502237
- [47] H.K. Eriksen, F.K. Hansen, A. J. Banday, K.M. Gorski and P.B. Lilje, *Asymmetries in the Cosmic Microwave Back-*

- ground anisotropy field, *Astrophys. J.* **605**, 14 (2004). astro-ph/0307507
- [48] F.K. Hansen, A.J. Banday and K.M. Gorski, *Testing the cosmological principle of isotropy: local power-spectrum estimates of the WMAP data*, *Mon. Not. R. Astron. Soc.* **354**, 641 (2004). astro-ph/0404206
- [49] C.L. Bennett et al., *Seven-Year Wilkinson Microwave Anisotropy Probe (WMAP) Observations: Are There Cosmic Microwave Background Anomalies?*, *Astrophys. J. Suppl.* **192**, 17 (2011). 1001.4758
- [50] A. Pontzen and H.V. Peiris, *The cut-sky cosmic microwave background is not anomalous*, *Phys. Rev. D* **81**, 103008 (2010). 1004.2706
- [51] G. Efstathiou, *A Maximum likelihood analysis of the low CMB multipoles from WMAP*, *Mon. Not. Roy. Astron. Soc.* **348**, 885 (2004). astro-ph/0310207
- [52] P.A.R. Ade et al. [Planck Collaboration], *Planck 2013 results. XV. CMB power spectra and likelihood*, *Astron. Astrophys.* **571**, A15 (2014). 1303.5075
- [53] P.A.R. Ade et al., [Planck Collaboration], *Planck 2013 results. XVI. Cosmological parameters*, *Astron. Astrophys.* **571**, A16 (2014). 1303.5076
- [54] T. Koivisto and D.F. Mota, *Dark energy anisotropic stress and large scale structure formation*, *Phys. Rev. D* **73**, 083502 (2006). astro-ph/0512135
- [55] S. DeDeo, R.R. Caldwell and P.J. Steinhardt, *Effects of the sound speed of quintessence on the microwave background and large scale structure*, *Phys. Rev. D* **67**, 103509 (2003).
- [56] J.A. Vazquez, A.N. Lasenby, M. Bridges and M.P. Hobson, *A Bayesian study of the primordial power spectrum from a novel closed Universe model*, *Mon. Not. Roy. Astron. Soc.* **422**, 1948 (2012). 1103.4619
- [57] J.M. Cline, P. Crotty and J. Lesgourgues, *Does the small CMB quadrupole moment suggest new physics?*, *JCAP* **09**, 010 (2003). astro-ph/0304558
- [58] S. Tsujikawa, R. Maartens and R. Brandenberger, *Non-commutative inflation and the CMB*, *Phys. Lett. B*, **574**, 141 (2003). astro-ph/0308169
- [59] A. Gruppuso, *A Complete statistical analysis for the quadrupole amplitude in an ellipsoidal universe*, *Phys. Rev. D* **76**, 083010 (2007). 0705.2536
- [60] L. Campanelli, P. Cea and L. Tedesco, *Cosmic microwave background quadrupole and ellipsoidal Universe*, *Phys. Rev. D* **76**, 063007 (2007). 0706.3802
- [61] L. P. Chimento and M.I. Forte, *Anisotropic k-essence cosmologies*, *Phys. Rev. D* **73**, 063502 (2006). astro-ph/0510726
- [62] R.A. Battye and A. Moss, *Anisotropic perturbations due to dark energy*, *Phys. Rev. D* **74**, 041301 (2006). astro-ph/0602377
- [63] T. Koivisto and D.F. Mota, *Anisotropic Dark Energy: Dynamics of Background and Perturbations*, *JCAP* **06**, 018 (2008). 0801.3676
- [64] A. Cooray, D.E. Holz and R. Caldwell, *Measuring dark energy spatial inhomogeneity with supernova data*, *JCAP* **11**, 015 (2010). 0812.0376
- [65] T.S. Koivisto and F.R. Urban, *Disformal vectors and anisotropies on a warped brane Hulluilla on Halvat Huvit*, *JCAP* **03**, 003 (2015). 1407.3445
- [66] T.S. Koivisto and F.R. Urban, *Doubly-boosted vector cosmologies from disformal metrics*, *Phys. Scripta* **90**, 095301 (2015). 1503.01684
- [67] D.F. Mota, J.R. Kristiansen, T. Koivisto and N.E. Groeneboom, *Constraining dark energy anisotropic stress*, *Mon. Not. Roy. Astron. Soc.* **382**, 793 (2007). 0708.0830
- [68] S. Appleby, R. Battye, A. Moss, *Constraints on the anisotropy of dark energy*, *Phys. Rev. D* **81**, 081301 (2010). 0912.0397
- [69] S.A. Appleby and E.V. Linder, *Probing dark energy anisotropy*, *Phys. Rev. D* **87**, 023532 (2013). 1210.8221
- [70] L. Amendola, S. Fogli, A. Guarnizo, M. Kunz and A. Vollmer, *Model-independent constraints on the cosmological anisotropic stress*, *Phys. Rev. D* **89**, 063538 (2014). 1311.4765
- [71] E. Martinez-Gonzalez and J. L. Sanz, $\Delta T/T$ and the isotropy of the Universe, *Astron. Astrophys.* **300**, 346 (1995).
- [72] E.F. Bunn, P. Ferreira and J. Silk, *How Anisotropic is Our Universe?*, *Phys. Rev. Lett.* **77**, 2883 (1996). astro-ph/9605123
- [73] A. Kogut, G. Hinshaw and A.J. Banday, *Limits to global rotation and shear from the COBE DMR four year sky maps*, *Phys. Rev. D* **55**, 1901 (1997). astro-ph/9701090
- [74] L. Campanelli, P. Cea, G.L. Fogli and A. Marrone, *Testing the isotropy of the Universe with type Ia supernovae*, *Phys. Rev. D* **83**, 103503 (2011). 1012.5596
- [75] Y.Y. Wang and F.Y. Wang, *Testing the isotropy of the Universe with type Ia supernovae in a model-independent way*, *Mon. Not. R. Astron. Soc.* **474**, 3516 (2017). 1711.05974
- [76] A. Pontzen, Scholarpedia **11**, 32340 (2016), revision 153016.
- [77] D. Saadeh, S.M. Feeney, A. Pontzen, H.V. Peiris and J.D. McEwen, *A framework for testing isotropy with the cosmic microwave background*, *Mon. Not. Roy. Astron. Soc.* **462**, 1802 (2016). 1604.01024
- [78] D. Saadeh, S.M. Feeney, A. Pontzen, H.V. Peiris and J.D. McEwen, *How Isotropic is the Universe?*, *Phys. Rev. Lett.* **117**, 131302 (2016). [arXiv:1605.07178]
- [79] J. Barrow, *Light Elements and the Isotropy of the Universe*, *Mon. Not. Roy. Astron. Soc.* **175**, 359 (1976).
- [80] H. Amirhashchi, *Probing dark energy in the scope of a Bianchi type I spacetime*, *Phys. Rev. D* **97**, 063515 (2018). 1712.02072
- [81] H. Amirhashchi and S. Amirhashchi, *Current constraints on anisotropic and isotropic dark energy models*, *Phys. Rev. D* **99**, 023516 (2019). 1803.08447
- [82] P.A.R. Ade et al. [Planck Collaboration], *Planck 2015 results. XIII. Cosmological parameters*, *Astron. Astrophys.* **594**, A13 (2016). 1502.01589
- [83] S. Dodelson, *Modern Cosmology*, Acad. Press New York U.S.A. (2003).
- [84] D.J. Fixsen, *The Temperature of the Cosmic Microwave Background*, *Astrophys. J.* **707**, 916 (2009). 0911.1955
- [85] E. Komatsu et al., [WMAP Collaboration] *Seven-Year Wilkinson Microwave Anisotropy Probe (WMAP) observations: Cosmological interpretation*, *Astrophys. J. Suppl. Ser.* **192**, 18 (2011). 1001.4538
- [86] B. Santos, N.C. Devi and J.S. Alcaniz, *Bayesian comparison of nonstandard cosmologies using type Ia supernovae and BAO data*, *Phys. Rev. D* **95**, 123514 (2017). 1603.06563
- [87] M.A. Santos, M. Benetti, J. Alcaniz, F.A. Brito and R. Silva, *CMB constraints on β -exponential inflationary models*, *JCAP* **03**, 023 (2018). 1710.09808
- [88] S. Santos da Costa, M. Benetti and J. Alcaniz, *A Bayesian analysis of inflationary primordial spectrum models using Planck data*, *JCAP* **03**, 004 (2018). 1710.01613
- [89] U. Andrade, C.A.P. Bengaly, J.S. Alcaniz and B. Santos, *Isotropy of low redshift type Ia supernovae: A Bayesian analysis*, *Phys. Rev. D* **97**, 083518 (2018). 1711.10536
- [90] A. Cid, B. Santos, C. Pigozzo, T. Ferreira and J. Alcaniz, *Bayesian comparison of interacting scenarios*, *JCAP* **030**, 03 (2019). 1805.02107
- [91] R. Trotta, *Bayes in the sky: Bayesian inference and model selection in cosmology*, *Contemp. Phys.* **49**, 71 (2008). 0803.4089

- [92] R.E. Kass and A.E. Raftery, *Bayes Factors* J. Am. Statist. Assoc. **90**, 773 (1995).
- [93] M. Moresco et al., *Improved constraints on the expansion rate of the Universe up to $z \sim 1.1$ from the spectroscopic evolution of cosmic chronometers*, JCAP **08**, 006 (2012). 1201.3609
- [94] S. Alam et al., *The clustering of galaxies in the completed SDSS-III Baryon Oscillation Spectroscopic Survey: cosmological analysis of the DR12 galaxy sample*, Mon. Not. R. Astron. Soc. **470**, 2617 (2017). 1607.03155
- [95] T. Delubac et al., *Baryon acoustic oscillations in the Ly α forest of BOSS DR11 quasars*, Astron. Astrophys. **574**, A59 (2015). 1404.1801
- [96] A. Font-Ribera et al., *Quasar-Lyman α forest cross-correlation from BOSS DR11: Baryon Acoustic Oscillations*, JCAP **05**, 027 (2014). 1311.1767
- [97] C. Zhang, H. Zhang, S. Yuan, S. Liu, T.-J. Zhang and Y.-C. Sun, *Four new observational $H(z)$ data from luminous red galaxies in the Sloan Digital Sky Survey data release seven*, Res. Astron. Astrophys. **14**, 1221 (2014). 1207.4541
- [98] J. Simon, L. Verde and R. Jimenez, *Constraints on the redshift dependence of the dark energy potential*, Phys. Rev. D **71**, 123001 (2005). astro-ph/0412269
- [99] M. Moresco, L. Pozzetti, A. Cimatti, R. Jimenez, C. Maraston, L. Verde, D. Thomas, A. Citro, R. Tojeiro, and D. Wilkinson, *A 6% measurement of the Hubble parameter at $z \sim 0.45$: Direct evidence of the epoch of cosmic re-acceleration*, JCAP **05**, 014 (2016). 1601.01701
- [100] A. L. Ratsimbazafy, S. I. Loubser, S. M. Crawford, C. M. Cress, B. A. Bassett, R. C. Nichol and P. Vaisanen, *Age-dating luminous red galaxies observed with the Southern African Large Telescope*, Mon. Not. R. Astron. Soc. **467**, 3239 (2017). 1702.00418
- [101] M. Moresco, *Raising the bar: new constraints on the Hubble parameter with cosmic chronometers at $z \sim 2$* , Mon. Not. R. Astron. Soc. Lett. **450**, L16 (2015). 1503.01116
- [102] J.R. Cooke, M. Pettini, K.M. Nollett and R. Jorgenson, *The primordial deuterium abundance of the most metal-poor damped Ly α system*, Astrophys. J. **830**, 148 (2016). 1607.03900
- [103] D.J. Eisenstein and W. Hu, *Baryonic features in the matter transfer function*, Astrophys. J. **496**, 605 (1998). astro-ph/9709112
- [104] D.J. Eisenstein et al., *Detection of the baryon acoustic peak in the large-scale correlation function of SDSS luminous red galaxies*, Astrophys. J. **633**, 560 (2005). astro-ph/0501171
- [105] F. Beutler, C. Blake, M. Colless, D. H. Jones, L. Staveley-Smith, L. Campbell, Q. Parker, W. Saunders, and F. Watson, *The 6dF Galaxy Survey: baryon acoustic oscillations and the local Hubble constant*, Mon. Not. R. Astron. Soc. **416**, 3017 (2011). 1106.3366
- [106] A. J. Ross, L. Samushia, C. Howlett, W. J. Percival, A. Burden and M. Manera, *The clustering of the SDSS DR7 main Galaxy sample- I. A 4 per cent distance measure at $z = 0.15$* , Mon. Not. R. Astron. Soc. **449**, 835 (2015). 1409.3242
- [107] N. Padmanabhan, X. Xu, D. J. Eisenstein, R. Scalzo, A. J. Cuesta, K. T. Mehta and E. Kazin, *A 2 % distance to $z = 0.35$ by reconstructing baryon acoustic oscillations- I. Methods and application to the Sloan Digital Sky Survey*, Mon. Not. R. Astron. Soc. **427**, 2132 (2012). 1202.0090
- [108] L. Anderson et al., *The clustering of galaxies in the SDSS-III Baryon Oscillation Spectroscopic Survey: baryon acoustic oscillations in the Data Releases 10 and 11 Galaxy samples*, Mon. Not. R. Astron. Soc. **441**, 24 (2014). 1312.4877
- [109] C. Blake et al., *The WiggleZ Dark Energy Survey: joint measurements of the expansion and growth history at $z < 1$* , Mon. Not. R. Astron. Soc. **425**, 405 (2012). 1204.3674
- [110] D.M. Scolnic et al., *The complete light-curve sample of spectroscopically confirmed SNe Ia from Pan-STARRS1 and cosmological constraints from the combined pantheon sample*, Astrophys. J. **859**, 101 (2018). 1710.00845
- [111] M. Betoule et al., *Improved cosmological constraints from a joint analysis of the SDSS-II and SNLS supernova samples*, Astron. Astrophys. **568**, A22 (2014). 1401.4064
- [112] A. Conley et al., *Supernova constraints and systematic uncertainties from the first three years of the supernova legacy survey*, Astrophys. J. Suppl. Ser. **192**, 1 (2011). 1104.1443
- [113] J. Buchner, A. Georgakakis, K. Nandra, L. Hsu, C. Rangel, M. Brightman, A. Merloni, M. Salvato, J. Donley and D. Kocevski, *X-ray spectral modelling of the AGN obscuring region in the CDFS: Bayesian model selection and catalogue*, Astron. Astrophys. **564**, A125 (2014). 1402.0004
- [114] F. Feroz and M. P. Hobson, *Multimodal nested sampling: An efficient and robust alternative to Markov Chain Monte Carlo methods for astronomical data analyses*, Mon. Not. Roy. Astron. Soc. **384**, 449 (2008). 0704.3704
- [115] F. Feroz, M.P. Hobson and M. Bridges, *MultiNest: an efficient and robust Bayesian inference tool for cosmology and particle physics*, Mon. Not. Roy. Astron. Soc. **398**, 1601 (2009). 0809.3437
- [116] F. Feroz, M.P. Hobson, E. Cameron and A.N. Pettitt, *Importance nested sampling and the MultiNest algorithm*, 1306.2144
- [117] J. Skilling, *Nested sampling*, AIP Conf. Proc. **735**, 395 (2004).
- [118] A.R. Liddle, A. Mazumdar and J.D. Barrow, *Radiation matter transition in Jordan-Brans-Dicke theory*, Phys. Rev. D **58**, 027302 (1998). astro-ph/9802133
- [119] N. Aghanim et al., [Planck Collaboration], *Planck 2018 Results. VI. Cosmological parameters*, (2018), 1807.06209.
- [120] J.P. Kneller and G. Steigman, *BBN for pedestrians*, New J. Phys. **6**, 117 (2004). astro-ph/0406320
- [121] G. Steigman, *Primordial Nucleosynthesis in the Precision Cosmology Era*, Ann. Rev. Nucl. Part. Sci. **57**, 463 (2007). 0712.1100
- [122] L. Campanelli, *Helium-4 Synthesis in an Anisotropic Universe*, Phys. Rev. D **84**, 123521 (2011). 1112.2076
- [123] J. D. Barrow, R. Juszkiewicz and D. H. Sonoda, *Universal rotation - How large can it be?*, Mon. Not. R. Astron. Soc. **213**, 917 (1985).