
Embedded Meta-Learning: Toward more flexible deep-learning models

Andrew K. Lampinen
 Department of Psychology
 Stanford University
 lampinen@stanford.edu

James L. McClelland
 Department of Psychology
 Stanford University
 mcclelland@stanford.edu

Abstract

How can deep learning systems flexibly reuse their knowledge? Toward this goal, we propose a new class of challenges, and a class of architectures that can solve them. The challenges are meta-mappings, which involve systematically transforming task behaviors to adapt to new tasks zero-shot. We suggest that the key to achieving these challenges is representing the task being performed along with the computations used to perform it. We therefore draw inspiration from meta-learning and functional programming to propose a class of Embedded Meta-Learning (EML) architectures that represent both data and tasks in a shared latent space. EML architectures are applicable to any type of machine learning task, including supervised learning and reinforcement learning. We demonstrate the flexibility of these architectures by showing that they can perform meta-mappings, i.e. that they can exhibit zero-shot remapping of behavior to adapt to new tasks.

1 Introduction

Humans are able to use and reuse knowledge more flexibly than most deep learning models can [e.g. 32, 37]. One fundamental reason for this is that humans are aware of what we are trying to compute and why. By contrast, there is a fundamental separation of knowledge within most deep neural networks – although deep networks represent knowledge about data (in their activations) and knowledge about the structure of tasks (in their parameters), they do not represent any relationships between data and tasks. That is, a neural network’s knowledge about what is being computed is only implicitly accessible to those computations.

There are a number of advantages to representing knowledge about data and tasks together. In particular, it can grant the ability to rapidly adapt behavior to a new task. The problem of rapid learning has been partially addressed by meta-learning systems [e.g. 45, 19, 21, 47, 10, see also section 6]. However, humans can use our knowledge of a task to flexibly alter our behavior in accordance with a change in task demands or a single instruction. For example, once we learn to play a game, we can immediately switch to playing in order to lose, and can achieve reasonable performance without any retraining (i.e. zero-shot). Deep learning systems at present generally lack this representational flexibility.

In this paper, we propose a new class of tasks based on this idea: meta-mappings, i.e. mappings between tasks (see below). This type of transfer is easily accessible to humans [32], but is generally inaccessible to most deep-learning models. To address this challenge, we propose a new class of architectures which essentially take a functional perspective on meta-learning, and exploit the idea of homoiconicity. (A homoiconic programming language is one in which programs in the language can be manipulated by programs in the language, just as data can.) By treating both data and task behaviors as functions, we can conceptually think of both data *and* learned task behaviors as transformable. This yields the ability to not only learn to solve new tasks, but to learn how to transform

these solutions in response to changing task demands. We demonstrate that our architectures can flexibly remap their behavior to address the meta-mapping challenge. EML may also offer other benefits, such as a useful framework for continual learning. We suggest that approaches like EML will be key to building more intelligent and flexible deep learning systems.

2 Meta-mapping

We propose the meta-mapping challenge. We define a meta-mapping as a task, or mapping, that takes a task as an input, output, or both. These include mapping from tasks to language (explaining), mapping from language to tasks (following instructions), and mapping from tasks to tasks (adapting behavior). While the first two categories have been partially addressed in prior work [e.g. 24, 15], the latter is more novel. (We discuss the relationship between our work and prior work in section 6.)

We argue that task-to-task meta-mappings are a useful way to think about human-like flexibility, because a great deal of our rapid adaptation is from a task to some variation on that task. For example, the task of playing go on a large board is closely related to the task of playing go on a small board. Humans can exploit this to immediately play well on a different board, but deep learning models generally have no way to achieve this. We can also adapt in much deeper ways, for example fundamentally altering our value function on a task, such as trying to lose, or trying to achieve some orthogonal goal. While meta-learning systems can rapidly learn a new task from a distribution of tasks they have experience with, this does not fully capture human flexibility. Given appropriate conditioning (see below), we can adapt to substantial task alterations zero-shot, that is, without seeing a single example from the new task [32]. We suggest that meta-mappings offer a way to understand this flexibility, and a way for deep-learning models to achieve it.

There are different ways this adaptation can be cued, for example by examples of similar task mappings (“you’ve played checkers on a regular and half-size board, now try to adapt your go strategy to a smaller board,”) or simply by natural-language instructions (“play go on this smaller board”, see appendix A.1 for a comparison to conditioning on a task description.). Achieving the flexibility to adapt to meta-map to new tasks will be an important step towards more general intelligence – intelligence that is not limited to exactly the training domains it has seen.

3 Embedded Meta-Learning (EML) architecture

To address these challenges, we propose EML architectures, which are composed of two components:

1. An input/output system: domain specific encoders and decoders (vision, language, etc.) that map into a shared embedding space Z .
2. A meta-learning system which embeds tasks into the shared embedding space Z , and learns to map task embeddings to behavior.

Why have a completely shared space Z for data and tasks? The primary advantage is that it allows for arbitrary mappings between these entities. In addition to basic tasks, the system could in principle learn to perform meta-mappings to follow instructions or change behavior.

Without training on meta-mappings, of course, the system will not be able to execute them well. However, if it is trained on a broad enough set of such mappings, it will be able to generalize to new instances drawn from the same meta-task distribution, as we demonstrate below. For instances that fall outside its data distribution, or for optimal performance, it may require some retraining, however. This reflects the structure of human behavior – we are able to learn rapidly when new knowledge is relatively consistent with our previous knowledge, but learning an entirely new paradigm (such as calculus for a new student) can be quite slow [cf. 31, 10].

More formally, we take a *functional* perspective on learning. A datum can be represented by a constant function which outputs that datum. (For example, each point in the latent space of an autoencoder can be thought of this way.) Adopting this perspective allows us to interpret model inputs or outputs as functions. Most machine learning tasks then become a mapping of functions to functions. The

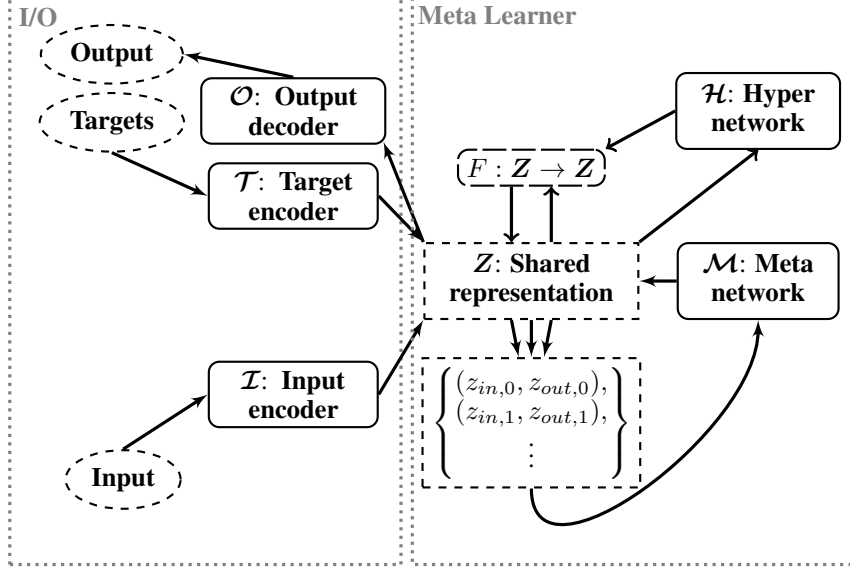


Figure 1: The EML architecture. Blocks with solid edges denote learnable deep networks, dashed edges represent inputs, outputs, embeddings, etc., and F is a deep network with parameters specified by \mathcal{H} . Note that there may be multiple input, output, and target decoders if the system has multiple input modalities, e.g. both language and vision. See appendix E.2 for details.

key insight is that, while these mappings could be over functions that represent data¹, they could also operate on functions that represent tasks. This is related to the idea of a homoiconicity, defined above. Under this perspective, basic tasks and meta-mappings are really the same type of problem.

Specifically, we embed inputs, targets, and mappings into a shared representational space Z (see appendix D.1 for discussion of why this space should be shared). Inputs are embedded by a deep network $\mathcal{I} : \text{input} \rightarrow Z$. Model outputs are decoded from Z by a deep network $\mathcal{O} : Z \rightarrow \text{output}$. Target outputs are encoded by a deep network $\mathcal{T} : \text{targets} \rightarrow Z$.

Given this, the task of mapping inputs to outputs can be framed as trying to find a transformation of the representational space that takes the (embedded) inputs from the training set to embeddings that will decode to the target outputs. These transformations are performed by a system with the following components (see Fig. 1 for a schematic): $\mathcal{M} : \{(Z, Z), \dots\} \rightarrow Z$ – the meta network, which collapses a dataset of (input embedding, target embedding) pairs to produce a single function embedding. $\mathcal{H} : Z \rightarrow \text{parameters}$ – the hyper network, which maps a function embedding to parameters. $F : Z \rightarrow Z$ – the transformation, implemented by a deep network parameterized by \mathcal{H} .

Basic meta-learning: To perform a basic task, a dataset D_1 is encoded by \mathcal{I} and \mathcal{T} . These examples are fed to \mathcal{M} to produce a function embedding. This function embedding is mapped through \mathcal{H} to parameterize F , and then F is used to process a (possibly distinct) dataset D_2 of embedded inputs, and \mathcal{O} to map the resultant embeddings to outputs. This system can be trained end-to-end on targets for the second dataset. Having two distinct datasets forces generalization at the meta-learning level, see appendix A.3. See appendix E.2 for detailed architecture, operation, and hyper-parameters.

More explicitly, suppose we have some dataset of input, target pairs ($D_1 = \{(x_0, y_0), \dots\}$), and some input x from some other dataset D_2 for which to predict an output \hat{y} . \hat{y} would be generated as follows:

$$\hat{y} = \mathcal{O}(F_{D_1}(\mathcal{I}(x)))$$

where F_{D_1} is the transformation the meta-learner guesses for the training dataset D_1 :

$$F_{D_1} \text{ is parameterized by } \mathcal{H}(\mathcal{M}(\{(\mathcal{I}(x_0), \mathcal{T}(y_0)), (\mathcal{I}(x_1), \mathcal{T}(y_1)), \dots\}))$$

¹Where “data” is a quite flexible term. The approach is agnostic to whether the learning is supervised or reinforcement learning, whether inputs are images or natural language, etc.

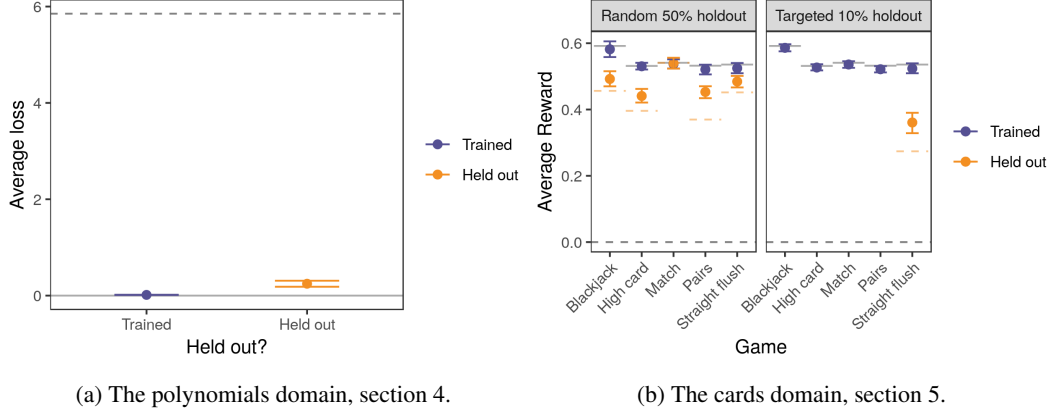


Figure 2: The EML system succeeds at the basic meta-learning tasks, which are a necessary prerequisite for meta-mappings. (a) Basic meta-learning in the polynomials domain, section 4. The system successfully generalizes to held out polynomials. The solid line indicates optimal performance; the dashed line indicates chance performance (an untrained model). (b) Basic meta-learning in the cards domain, section 5. The system successfully generalizes to held out games, both when trained on a random sample of half the tasks, or when a targeted subset is held out. The gray dashed line indicates chance performance, while the solid lines are optimal performance. The orange dashed lines show how well the system could perform by playing the strategy from the most correlated trained task. The fact that it generally exceeds this difficult baseline shows a deeper form of generalization than just memorizing a few strategies and picking the closest. Error-bars throughout are bootstrap 95%-confidence intervals, numerical values for plots can be found in appendix F.

This system can be trained end-to-end if labels are provided for the second set of inputs D_2 . In particular, suppose we have some loss function $\mathcal{L}(y, \hat{y})$ defined on a single target output y and actual model output \hat{y} , for some input x . We define our total loss computed on some dataset D_2 as:

$$\mathbb{E}_{(x,y) \in D_2} [\mathcal{L}(y, \mathcal{O}(F_{D_1}(\mathcal{I}(x))))]$$

Meta-mapping: However, the system is not limited to simply mapping inputs to outputs. Anything that is embedded in Z can be transformed using the same system. Because tasks are embedded in Z , this allows for meta-mappings. For example, suppose we have an embedding $z_{game1} \in Z$ for the task of playing some game. We can generate a meta-mapping embedding $z_{meta} \in Z$ from embeddings generated by the system when it is trying to win and lose various games: $z_{meta} = \mathcal{M}(\{(z_{game2}, z_{game2,lose}), \dots\})$. We can generate a new task embedding $\hat{z}_{new} \in Z$:

$$\hat{z}_{new} = F_{z_{function}}(z_{go}) \quad \text{where } F_{z_{meta}} \text{ is parameterized by } \mathcal{H}(z_{meta})$$

This \hat{z}_{new} could be interpreted as the system’s guess at a losing strategy for game 1. We could then evaluate whether the system loses with this \hat{z}_{new} strategy. This is how we evaluate meta-mapping performance – evaluating the loss on the target task after transforming the task embedding.

Alternatively, we could map from language to a meta-mapping embedding, rather than inducing it from examples of the meta-mapping. This corresponds to the human ability to change behavior in response to instructions. The key feature of our architecture – the fact that tasks, data, and language are all embedded in a shared space – allows for substantial flexibility within a unified framework.

4 Learning multivariate polynomials

As a proof of concept, we first evaluated the system on the task of learning polynomials of degree ≤ 2 in 4 variables (i.e. the task was to regress functions of the form $p : \mathbb{R}^4 \rightarrow \mathbb{R}$ where $p \in \mathcal{P}_2(\mathbb{R})$, though the model was given no prior inductive bias toward polynomial forms). For example, if $p(w, x, y, z) = x$, the model might see examples like $(-1, 1, 1, 1; 1)$ and $(0.7, 2.1, 1.3, -4; 2.1)$, and be evaluated on its output for points like $(-1, -1.3, 0.5, 0.3)$. This yields an infinite family of base-level tasks (the vector space of all such polynomials), as well as many families of meta-mappings over

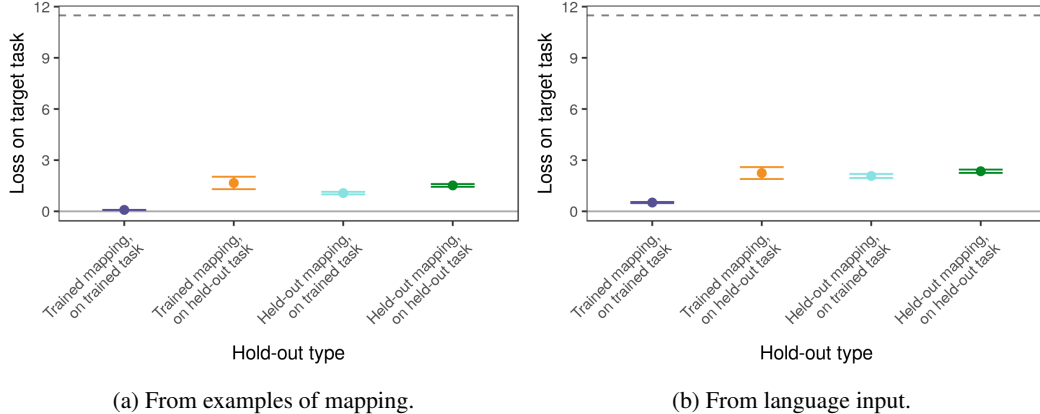


Figure 3: The system generalizes to apply learned meta-mappings to new polynomials, and to apply unlearned meta-mappings, either from examples (a) or from language cues (b). The plots show the loss produced when evaluating the mapped embedding on the target task. For example, if the initial polynomial is $p(x) = x + 1$, and the meta-task is “square,” the loss would be evaluated by applying this meta-mapping to the embedding of $p(x)$ and evaluating how well the function specified by the mapped embedding regresses $p(x)^2 = x^2 + 2x + 1$. The solid line indicates optimal performance; the dashed line is chance (untrained). Error-bars are bootstrap 95%-CIs.

tasks (for example, multiplying polynomials by a constant, squaring them, or permuting their input variables). This allows us to not only examine the ability of the system to learn to learn polynomials from data, but also to adapt its learned representations in accordance with these meta-tasks. Details of the architecture and training can be found in appendix E.

Basic meta-learning: First, we show that the system is able to achieve the basic goal of learning a held-out polynomial from a few data points in Fig. 2a (with good sample-efficiency, see supp. fig. 7).

Meta-mapping (task \rightarrow task): Furthermore, the system is able to perform meta-mappings over polynomials in order to flexibly reconfigure its behavior, as shown in fig. 3. We train the system to perform a variety of mappings, for example switch the first two inputs of the polynomial, add 3 to the polynomial, or square the polynomial. We then test its ability to generalize to held-out mappings, for example a permutation of the polynomial inputs which it has not encountered before, or an additive shift in the polynomial which it has not been trained on. The system is both able to apply its learned meta-mappings to held-out tasks, and to apply meta-mappings it has not been trained on, simply by seeing examples of the mapping or receiving a natural-language instruction. It performs slightly better from examples than language, since examples provide a richer description of the meta-mapping.

Continual learning: Although the meta-learning approach is effective for rapidly adapting to a new task, it is unreasonable to think that our system must consider every example it has seen at each inference step. We would like to be able to store our knowledge more efficiently, and allow for further refinement. Furthermore, we would like the system to be able to adapt to new tasks (for which its guessed solution isn’t perfect) without catastrophically interfering with prior tasks [38].

A very simple solution to these problems is naturally suggested by our architecture. Specifically, task embeddings can be cached so that they don’t have to be regenerated at each inference step. This also allows optimization of these embeddings without altering the other parameters in the architecture, thus allowing fine-tuning on a task without seeing more examples, and without interfering with performance on any other task [cf. 42, 34]. That is, we can see the meta-learning step as a “warm start” for an optimization procedure over embeddings that are cached in memory [cf. 31].²

²Note that the weights generated by the hyper network could be cached instead of the embeddings, which would be much more memory intensive but would allow even better tuning and would not require passing through the hyper network at inference time.

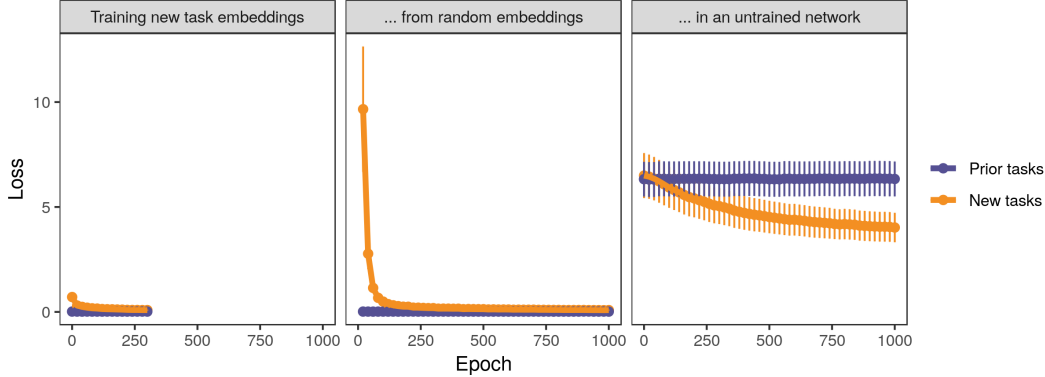


Figure 4: Once the meta-learning system has been trained on a distribution of prior tasks, its performance on new tasks can be tuned by caching its guessed embeddings for the tasks and then optimizing those, thus avoiding any possibility of interfering with performance on prior tasks. Starting from random embeddings in the trained model results in slower convergence, while in an untrained model the embeddings cannot be optimized well. Error-bars are bootstrap 95%-CIs.

To test this idea, we pre-trained the system on 100 polynomial tasks, and then introduced 100 new tasks. We trained on these new tasks by starting from the meta-network’s “guess” at the correct task embedding, and then optimizing this embedding without altering the other parameters. The results are shown in fig. 4. The meta-network embeddings offer good immediate performance, and substantially accelerate the optimization process, compared to a randomly-initialized embedding (see supp. fig. 10 for a more direct comparison). Furthermore, this ability to learn is due to training, not simply the expressiveness of the architecture, as is shown by attempting the same with an untrained network.

5 A stochastic learning setting: simple card games

We next explored the setting of simple card games, where the agent is dealt a hand and must bet. There is no action besides betting, and depending on the opponent’s hand the agent either wins or loses the amount bet. This doesn’t require long term planning, but does incorporate some aspects of reinforcement learning, namely stochastic feedback on only the action chosen. We considered five games that are simplified analogs of various real card games (see Appendix E.1.2). We also considered several binary options that could be applied to the games, including trying to lose instead of trying to win, or switching which suit was more valuable. These are challenging manipulations, for instance trying to lose requires completely inverting a learned Q -function.

In order to adapt the EML architecture, we made a very simple change. Instead of providing the system with (input, target) tuples to embed, we provided it with (state, action, reward) tuples, and trained it via a DQN-like approach [39] to predict rewards for each bet in each state. (A full RL framework is not strictly necessary here because there is no temporal aspect to the tasks; however, we saw it as a useful proof of concept.) The hand is explicitly provided to the network for each example, but which game is being played is implicitly captured in the training examples, without any explicit cues. That is, the system must learn to play directly from seeing a set of (state, action, reward) tuples which implicitly capture the structure and stochasticity of the game. We also trained the system on meta-tasks, such as to identifying the various types of games and options, and to make meta-mappings, for example switching from trying to win a game to trying to lose. Details of the architecture and training can be found in appendix E.

Basic meta-learning: First, we show that the system is able to achieve the basic goal of playing a held-out game from examples in Fig. 2b. We compare two different possible hold-out sets: 1) train on half the tasks at random, or 2) specifically hold out all the “losers” variations of the “straight flush” game. In either of these cases, the meta-learning system achieves well above chance performance (0) at the held out tasks, although it is slightly worse at generalizing to the targeted hold out, despite having more training tasks in that case. Note that the sample complexity in terms of number of trained

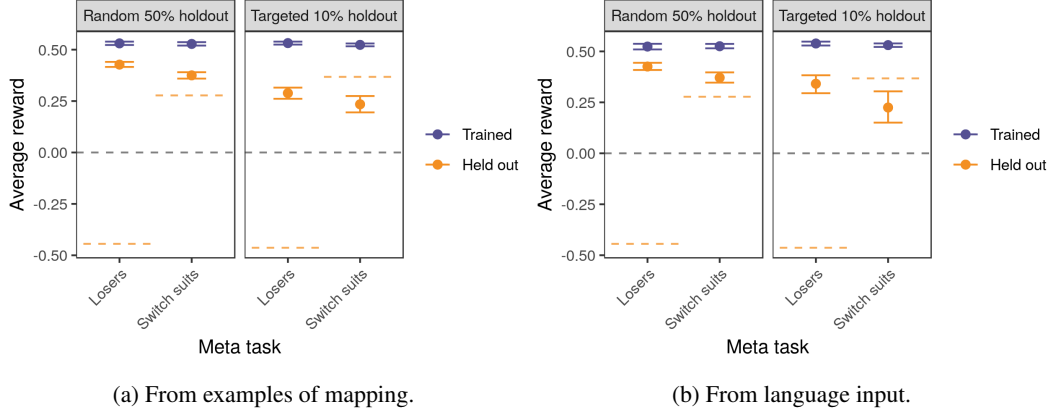


Figure 5: The system generalizes to meta-mapping new tasks in the cards domain. The system is trained to do the meta-mappings shown here on a subset of its basic tasks, and is able to generalize these mappings to novel tasks it has not been trained on. For example, for the “losers” mapping, the system is trained to map games to their losers variations. When given a novel game, it is able to apply this mapping to guess how to play the losers variation. This plot shows the reward produced by taking the mapped embedding and playing the targeted game. The gray dashed line indicates random performance, while the colored dashed lines indicate performance if the system did not alter its behavior in response to the meta-mapping. The system generally exceeds these baselines, although the switch-suits baseline is more difficult with the targeted holdout. The meta-mappings can be cued either from examples (a) or from language cues (b). Error-bars are bootstrap 95%-CIs.

tasks is not that high, even training on 20 randomly selected tasks leads to good generalization to the held-out tasks. Furthermore, the task embeddings generated by the system are organized by the features of the games, see appendix C.

Meta-mapping (task \rightarrow task): Furthermore, the system is able to perform meta-mappings (mappings over tasks) in order to flexibly reconfigure its behavior. For example, if the system is trained to map games to their losers variations, it can generalize this mapping to a game it has not been trained to map, even if the source or target of that mapping is held out from training. In Fig. 5) we demonstrate this by taking the mapped embedding and evaluating the reward received by playing the targeted game with it. This task is more difficult than simply learning to play a held out game from examples, because the system will actually receive no examples of the target game (when it is held out). Furthermore, in the case of the losers mapping, leaving the strategy unchanged would produce a large negative reward, and chance performance would produce 0 reward, so the results are quite good.

6 Discussion

Related work: Our work is an extrapolation from the rapidly-growing literature on meta-learning [e.g. 49, 45, 19, 21, 47, 10]. It is also related to the literature on continual learning, or more generally tools for avoiding catastrophic interference based on changes to the architecture [e.g. 18, 43], loss [e.g. 30, 51, 2], or external memory [e.g. 46]. Recent work has also begun to blur the separation between these approaches, for example by meta-learning in an online setting [20]. Our work is specifically inspired by the algorithms that attempt to have the system learn to adapt to a new task via activations rather than weight updates, either from examples [e.g. 50, 16], or a task input [e.g. 9].

Our architecture builds directly off of prior work on HyperNetworks [23] – networks which parameterize other networks – and other recent applications thereof, such as guessing parameters for a model to accelerate model search [e.g. 11, 52]. This is related to the longer history of work on different time-scales of weight adaptation [25, 31] that has more recently been applied to meta-learning contexts [e.g. 7, 40] and continual learning [28, e.g.]. It is more abstractly related to work on learning to propose architectures [e.g. 53, 12], and to models that learn to select and compose skills to apply to new tasks [e.g. 4, 3, 48, 41, 13]. In particular, some of the work in domains like visual question answering

has explicitly explored the idea of building a classifier conditioned on a question [4, 5], which is related to one of the possible computational paths through our architecture. Work in model-based reinforcement learning has also partly addressed how to transfer knowledge between different reward functions [e.g. 35]; our approach is more general.

There has also been other recent interest in task (or function) embeddings. In simultaneous work Achille et al. [1] proposed computing embeddings for visual tasks from the Fisher information of the parameters in a model partly tuned on the task. They show that this captures some interesting properties of the tasks, including some types of semantic relationships, and can help identify models that can perform well on a task. Rusu and colleagues recently suggested a similar meta-learning framework where latent codes are computed for a task which can be decoded to a distribution over parameters [44]. Other recent work has tried to learn representations for skills [e.g. 17] or tasks [27, e.g.] for exploration and representation learning. Our perspective can be seen as a generalization of these that learns task embeddings in an end-to-end way, allows parameterizing a model (while some approaches only allow selection), but most importantly allows for remapping of behavior by meta-tasks. To the best of our knowledge none of the prior work has explored meta-mappings.

Future Directions: We think that the general perspective of embedding tasks and considering meta-mappings will yield many fruitful future directions. We hope that our work will inspire more exploration of behavioral adaptation, in areas beyond the simple domains we considered here. To this end, we suggest the creation of meta-learning datasets which include information not only about tasks, but about the relationships between them. For example, as we alluded to above, tasks such as visual question-answering [e.g. 6] can be usefully interpreted from this perspective (a question essentially yields a function from images to answers, and there are many systematic relationships between these functions), as can reinforcement learning tasks which involve executing instructions [e.g. 24, 15]. Furthermore, we think our work provides a novel perspective on the types of flexibility that human intelligence exhibits, and thus hope that it may have implications for cognitive science.

We do not necessarily believe that the particular architecture we have suggested is the best architecture for addressing these problems generally, although it has a number of desirable characteristics. However, because of the way the architecture is modularized, it is relatively easy to change any aspect of it without altering the others. (Note that we compare some variations in appendix D.) For example, although we only considered task networks F that are feed-forward and of a fixed depth, this could be replaced with a recurrent architecture to allow more adaptive computation, or even a more complex architecture [e.g. 41, 22]. Our work also opens the possibility of doing unsupervised learning over function representations for further learning, which relates to long-standing ideas in cognitive science about how humans represent knowledge [14].

7 Conclusions

In this paper, we’ve highlighted a new type of flexibility in the form of meta-mapping – mapping between tasks. We’ve suggested that achieving this type of flexibility is difficult in most deep learning architectures, because they separate computation from the knowledge of what is being computed. To address this, we’ve proposed explicitly representing tasks by function embeddings, and deriving the computation from these embeddings via a HyperNetwork. This allows transformations over task embeddings to transform the system’s behavior. This is analogous to how transformations over data perform basic tasks. Following this analogy, we’ve proposed a meta-learning system which takes a functional perspective, embeds tasks and data into a shared latent space, and then meta-learns to make basic- and meta-mappings over this space. The requisite meta-task sample complexity is small; we showed generalization to unseen meta-mappings after training on only 20 meta-mappings.

We see our proposal as a logical progression from the fundamental idea of meta-learning – that there is a continuum between data and tasks. This naturally leads to the idea of manipulating task representations just like we manipulate data. We’ve shown that this approach yields considerable flexibility, most importantly the meta-mapping ability to adapt zero-shot to a new task. We’ve also shown that our approach provides a useful perspective on continual learning. We hope that these results will lead to the development of more powerful and flexible deep-learning models.

References

- [1] ACHILLE, A., LAM, M., TEWARI, R., RAVICHANDRAN, A., MAJI, S., FOWLKES, C., SOATTO, S., AND PERONA, P. Task2Vec: Task Embedding for Meta-Learning. *arXiv preprint* (2019).
- [2] ALJUNDI, R., ROHRBACH, M., AND TUYTELAARS, T. Selfless sequential learning. In *International Conference on Learning Representations* (2019), pp. 1–17.
- [3] ANDREAS, J., KLEIN, D., AND LEVINE, S. Modular Multitask Reinforcement Learning with Policy Sketches. *arXiv preprint* (2016).
- [4] ANDREAS, J., ROHRBACH, M., DARRELL, T., AND KLEIN, D. Learning to Compose Neural Networks for Question Answering. *arXiv preprint* (2016).
- [5] ANDREAS, J., ROHRBACH, M., DARRELL, T., AND KLEIN, D. Deep Compositional Question Answering with Neural Module Networks.
- [6] ANTOL, S., AGRAWAL, A., LU, J., MITCHELL, M., BATRA, D., ZITNICK, C. L., AND PARIKH, D. VQA: Visual Question Answering. In *ICCV* (2015).
- [7] BA, J., HINTON, G., MNIH, V., LEIBO, J. Z., AND IONESCU, C. Using Fast Weights to Attend to the Recent Past. In *Advances in Neural Information Processing Systems* (2016), pp. 1–10.
- [8] BAARS, B. J. Global workspace theory of consciousness: Toward a cognitive neuroscience of human experience. *Progress in Brain Research* 150 (2005), 45–53.
- [9] BORSA, D., QUAN, J., MANKOWITZ, D., HASSELT, H. V., SILVER, D., AND SCHAUL, T. Universal Successor Features Approximators. In *International Conference on Learning Representations* (2019), no. 2017, pp. 1–24.
- [10] BOTVINICK, M., RITTER, S., WANG, J. X., KURTH-NELSON, Z., BLUNDELL, C., AND HASSABIS, D. Reinforcement Learning , Fast and Slow. *Trends in Cognitive Sciences* (2019), 1–15.
- [11] BROCK, A., LIM, T., RITCHIE, J. M., AND WESTON, N. SMASH: One-Shot Model Architecture Search through HyperNetworks. In *International Conference on Learning Representations* (2018).
- [12] CAO, S., WANG, X., AND KITANI, K. M. Learnable Embedding Space for Efficient Neural Architecture Compression. In *International Conference on Learning Representations* (2019), pp. 1–17.
- [13] CHANG, M. B., GUPTA, A., LEVINE, S., AND GRIFFITHS, T. L. Automatically Composing Representation Transformations as a Means for Generalization. In *International Conference on Learning Representations* (2019), pp. 1–23.
- [14] CLARK, A., AND KARMILOFF-SMITH, A. The Cognizer’s Innards: A Psychological and Philosophical Perspective on the Development of Thought. *Mind & Language* 8, 4 (1993), 487–519.
- [15] CO-REYES, J. D., GUPTA, A., SUVANSH, S., ALTIERI, N., ANDREAS, J., DENERO, J., ABBEEL, P., AND LEVINE, S. Guiding policies with language via meta-learning. In *International Conference on Learning Representations* (2019), pp. 1–17.
- [16] DUAN, Y., SCHULMAN, J., CHEN, X., BARTLETT, P. L., SUTSKEVER, I., AND ABBEEL, P. RL²: Fast Reinforcement Learning via Slow Reinforcement Learning. *arXiv preprint* (2016), 1–14.
- [17] EYSENBACH, B., IBARZ, J., AND BERKELEY, U. C. Diversity is all you need: learning skills without a reward function. In *International Conference on Learning Representations* (2019), pp. 1–22.

- [18] FERNANDO, C., BANARSE, D., BLUNDELL, C., ZWOLS, Y., HA, D., RUSU, A. A., PRITZEL, A., AND WIERSTRA, D. PathNet: Evolution Channels Gradient Descent in Super Neural Networks. *arXiv* (2017).
- [19] FINN, C., ABBEEL, P., AND LEVINE, S. Model-Agnostic Meta-Learning for Fast Adaptation of Deep Networks. In *Proceedings of the 34th Annual Conference on Machine Learning* (2017).
- [20] FINN, C., RAJESWARAN, A., KAKADE, S., AND LEVINE, S. Online Meta-Learning. *arXiv preprint* (2019).
- [21] FINN, C., XU, K., AND LEVINE, S. Probabilistic Model-Agnostic Meta-Learning. *arXiv preprint* (2018).
- [22] GRAVES, A., WAYNE, G., REYNOLDS, M., HARLEY, T., DANIHELKA, I., GRABSKA-BARWIŃSKA, A., GÓMEZ COLMENAREJO, S., GREFFENSTETTE, E., RAMALHO, T., AGAPIOU, J., BADIA, A. P., MORITZ HERMANN, K., ZWOLS, Y., OSTROVSKI, G., CAIN, A., KING, H., SUMMERFIELD, C., BLUNSOM, P., KAVUKCUOGLU, K., AND HASSABIS, D. Hybrid computing using a neural network with dynamic external memory. *Nature Publishing Group* 538, 7626 (2016), 471–476.
- [23] HA, D., DAI, A., AND LE, Q. V. HyperNetworks. *arXiv* (2016).
- [24] HERMANN, K. M., HILL, F., GREEN, S., WANG, F., FAULKNER, R., SOYER, H., SZEPESVARI, D., CZARNECKI, W. M., JADERBERG, M., TEPLYASHIN, D., WAINWRIGHT, M., APPS, C., AND HASSABIS, D. Grounded Language Learning in a Simulated 3D World. *arXiv preprint* (2017), 1–22.
- [25] HINTON, G. E., AND PLAUT, D. C. Using Fast Weights to Deblur Old Memories. *Proceedings of the 9th Annual Conference of the Cognitive Science Society*, 1987 (1982).
- [26] HLAVAC, M. stargazer: Well-Formatted Regression and Summary Statistics Tables, 2018.
- [27] HSU, K., LEVINE, S., AND FINN, C. Unsupervised Learning Via Meta-Learning. In *International Conference on Learning Representations* (2019).
- [28] HU, W., LIN, Z., LIU, B., TAO, C., TAO, Z., ZHAO, D., AND YAN, R. Overcoming catastrophic forgetting for continual learning via model adaptation. In *International Conference on Learning Representations* (2019), pp. 1–13.
- [29] JOHNSON, M., SCHUSTER, M., LE, Q. V., KRIKUN, M., WU, Y., CHEN, Z., THORAT, N., VIÉGAS, F., WATTENBERG, M., CORRADO, G., HUGHES, M., AND DEAN, J. Google’s Multilingual Neural Machine Translation System: Enabling Zero-Shot Translation. *arXiv* (2016), 1–16.
- [30] KIRKPATRICK, J., PASCANU, R., RABINOWITZ, N., VENESS, J., DESJARDINS, G., RUSU, A. A., MILAN, K., QUAN, J., RAMALHO, T., GRABSKA-BARWINSKA, A., HASSABIS, D., CLOPATH, C., KUMARAN, D., AND HADSELL, R. Overcoming catastrophic forgetting in neural networks. *arXiv preprint* (2016).
- [31] KUMARAN, D., HASSABIS, D., AND MCCLELLAND, J. L. What Learning Systems do Intelligent Agents Need? Complementary Learning Systems Theory Updated. *Trends in Cognitive Sciences* 20, 7 (2016), 512–534.
- [32] LAKE, B. M., ULLMAN, T. D., TENENBAUM, J. B., AND GERSHMAN, S. J. Building Machines that learn and think like people. *Behavioral and Brain Sciences* (2017), 1–55.
- [33] LAMPINEN, A. K., AND GANGULI, S. An analytic theory of generalization dynamics and transfer learning in deep linear networks. In *ICLR* (2019), pp. 1–20.
- [34] LAMPINEN, A. K., AND MCCLELLAND, J. L. One-shot and few-shot learning of word embeddings. *arXiv preprint* (2018).
- [35] LAROCHE, R., AND BARLIER, M. Transfer Reinforcement Learning with Shared Dynamics. In *Proceedings of the Thirty First AAAI Conference on Artificial Intelligence* (2017), pp. 2147–2153.

- [36] LAURENS VAN DER MAATEN, AND HINTON, G. Visualizing Data using t-SNE. *Journal of Machine Learning Research* 9 (2008), 2579–2605.
- [37] MARCUS, G. Deep Learning: A Critical Appraisal. *arXiv preprint* (2018), 1–27.
- [38] MCCLOSKEY, M., AND COHEN, N. J. Catastrophic interference in connectionist networks: The sequential learning problem. *Psychology of learning and motivation* 24 (1989).
- [39] MNIH, V., KAVUKCUOGLU, K., SILVER, D., RUSU, A. A., VENESS, J., BELLEMARE, M. G., GRAVES, A., RIEDMILLER, M., FIDJELAND, A. K., OSTROVSKI, G., PETERSEN, S., BEATTIE, C., SADIK, A., ANTONOGLU, I., KING, H., KUMARAN, D., WIERSTRA, D., LEGG, S., AND HASSABIS, D. Human-level control through deep reinforcement learning. *Nature* 518, 7540 (2015), 529–533.
- [40] MUNKHDALAI, T., AND YU, H. Meta Networks. *arXiv preprint* (2017).
- [41] REED, S., AND DE FREITAS, N. Neural Programmer-Interpreters. *arXiv preprint* (2015), 1–12.
- [42] RUMELHART, D. E., AND TODD, P. M. Learning and connectionist representations. *Attention and performance XIV: Synergies in experimental psychology, artificial intelligence, and cognitive neuroscience* (1993), 3–30.
- [43] RUSU, A. A., RABINOWITZ, N. C., DESJARDINS, G., SOYER, H., KIRKPATRICK, J., KAVUKCUOGLU, K., PASCANU, R., AND HADSELL, R. Progressive neural networks. *arXiv preprint* (2016).
- [44] RUSU, A. A., RAO, D., SYGNOWSKI, J., VINYALS, O., PASCANU, R., OSINDERO, S., AND HADSELL, R. Meta-Learning with Latent Embedding Optimization. *International Conference on Learning Representations* (2019), 1–17.
- [45] SANTORO, A., BARTUNOV, S., BOTVINICK, M., WIERSTRA, D., AND LILICRAP, T. Meta-Learning with Memory-Augmented Neural Networks. In *Proceedings of the 33rd International Conference on Machine Learning* (2016), vol. 48.
- [46] SPRECHMANN, P., JAYAKUMAR, S. M., RAE, J. W., PRITZEL, A., URIA, B., VINYALS, O., HASSABIS, D., PASCANU, R., AND BLUNDELL, C. Memory-based parameter Adaptation. In *International Conference on Learning Representations* (2018).
- [47] STADIE, B. C., YANG, G., HOUTHOOFT, R., CHEN, X., DUAN, Y., WU, Y., ABBEEL, P., AND SUTSKEVER, I. Some Considerations on Learning to Explore via Meta-Reinforcement Learning. *arXiv preprint* (2018).
- [48] TESSLER, C., GIVONY, S., ZAHAVY, T., MANKOWITZ, D. J., AND MANNOR, S. A Deep Hierarchical Approach to Lifelong Learning in Minecraft. *arXiv preprint* (2016).
- [49] VINYALS, O., BLUNDELL, C., LILICRAP, T., KAVUKCUOGLU, K., AND WIERSTRA, D. Matching Networks for One Shot Learning. *Advances in Neural Information Processing Systems* (2016).
- [50] WANG, J. X., KURTH-NELSON, Z., TIRUMALA, D., SOYER, H., LEIBO, J. Z., MUNOS, R., BLUNDELL, C., KUMARAN, D., AND BOTVINICK, M. Learning to reinforcement learn. *arXiv preprint* (2016), 1–17.
- [51] ZENKE, F., POOLE, B., AND GANGULI, S. Continual Learning Through Synaptic Intelligence. In *Proceedings of the 34th International Conference on Machine Learning* (2017).
- [52] ZHANG, C., REN, M., URTASUN, R., ADVANCED, U., AND GROUP, T. Graph HyperNetworks for neural architecture search. In *International Conference on Learning Representations* (2019), no. 2018, pp. 1–17.
- [53] ZOPH, B., AND LE, Q. V. Neural Architecture Search with Reinforcement Learning. *arXiv preprint* (2016), 1–16.

The supplemental material is organized as follows: In section A we clarify some definitional details, and discuss the value of meta-mappings in detail by comparing to other methods of performing a new task. In section B we provide supplemental figures. In section C we show t -sne results for the cards domain. In section D we provide some lesion studies. In section E we list details for the datasets and architectures we used, as well as providing links to the source code for all models, experiments, and analyses. In section F we provide means and bootstrap CIs corresponding to the major figures in the paper.

A Clarifying meta-mapping

A.1 Why meta-map from tasks to tasks?

Why are meta-mappings between tasks useful? To answer this, we consider various ways of adapting to a new task in figure 6 (based on results from the cards domain, section 5). The system could adapt from seeing examples of the new task, but this requires going out and collecting data, which may be expensive and does not allow zero-shot adaptation. Alternatively, the system could perform the new task via a meta-mapping from a prior learned task, where the meta-mapping is either induced from examples of the meta-mapping, or from language. Finally, the system could perform a new task from language alone, if it is trained to map instructions to tasks.

To address this latter possibility, we trained a version of the model where we included training the language system to produce embeddings for the basic tasks (while simultaneously training the system on all the other objectives, such as performing the tasks from examples, in order to provide the strongest possible structuring of the system’s knowledge for the strongest possible comparison). We compare this model’s performance at held-out tasks to that of systems learning from examples of the new task directly, or from meta-mapping, see fig. 6.

These results demonstrate the advantage of meta-mapping. While learning from examples is still better given enough data, it requires potentially-expensive data collection and does not allow zero-shot adaptation. Performing the new task from a language description alone uses only the implicit knowledge in the model’s weights, and likely because of this it does not generalize well to the difficult held-out tasks. Meta-mapping performs substantially better, while relying only on cached prior knowledge, viz. prior task-embedding(s) and a description of the meta-mapping (either in the form of examples or natural language). That is, meta-mapping has the advantage of requiring no new data collection, like performing from language alone, but results in much better performance by leveraging a richer description of the new task constructed using the system’s knowledge of a prior task and the new task’s relationship to it.

A.2 A definitional note

When we discussed meta-mappings in the main task, we equivocated between tasks and behaviors for the sake of brevity. For a perfect model, this is somewhat justifiable, because each task will have a corresponding optimal behavior, and the system’s embedding of the task will be precisely the embedding which produces this optimal behavior. However, behavior-irrelevant details of the task, like the color of the board, may not be embedded, so this should not really be thought of as a task-to-task mapping. This problem is exacerbated when the system is imperfect, e.g. during learning. It is thus more precise to distinguish between a ground-truth meta-mapping, which maps tasks to tasks, and the computational approach to achieving that meta-mapping, which really maps between representations which combine both task and behavior.

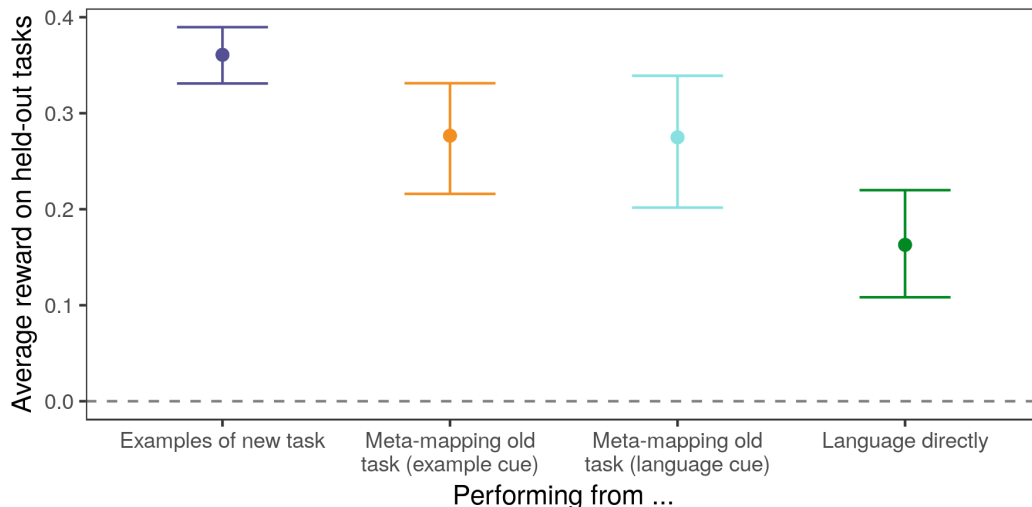


Figure 6: Comparison of a variety of methods for performing one of the 10% held-out tasks in the more difficult hold-out set in the cards domain. There are a number of ways the system could adapt to a new task: from seeing example of the new task, from hearing the new task described from language alone, or from leveraging its knowledge about prior tasks via meta-mappings (in this case, from the non-losers variations of the same games). The meta-mappings offer a happy medium between the other two alternatives – they only require cached knowledge of prior tasks, rather than needing to collect experience on the task before a policy can be derived, but they outperform a system that simply tries to construct the task embedding from a description alone. Language alone is not nearly as rich a cue as knowledge of how a new task relates to prior tasks.

A.3 Clarifying hold-outs

There are several distinct types of hold-outs in the basic training of our architecture:

1. On each basic task, some of the data (D_1) is fed to the meta-network \mathcal{M} while some (D_2) is held out. This encourages the model to actually infer the underlying function, rather than just memorizing the examples.
2. There are also truly held-out tasks that the system has never seen in training. These are the held-out tasks that we evaluate on at the end of training and that are plotted in the “Held out” sections in the main plots.

This applies analogously to the meta-mappings: each time a meta-mapping is trained, some basic tasks are used as examples while others are held out to encourage generalization. There are also meta-mappings which have never been encountered during training, which we evaluate on at the end of training, those are the meta-mappings which are plotted in the “held out” section in the relevant plots. We also evaluate the old (and new) meta-mappings on the new basic tasks that have never been trained.

B Supplemental figures

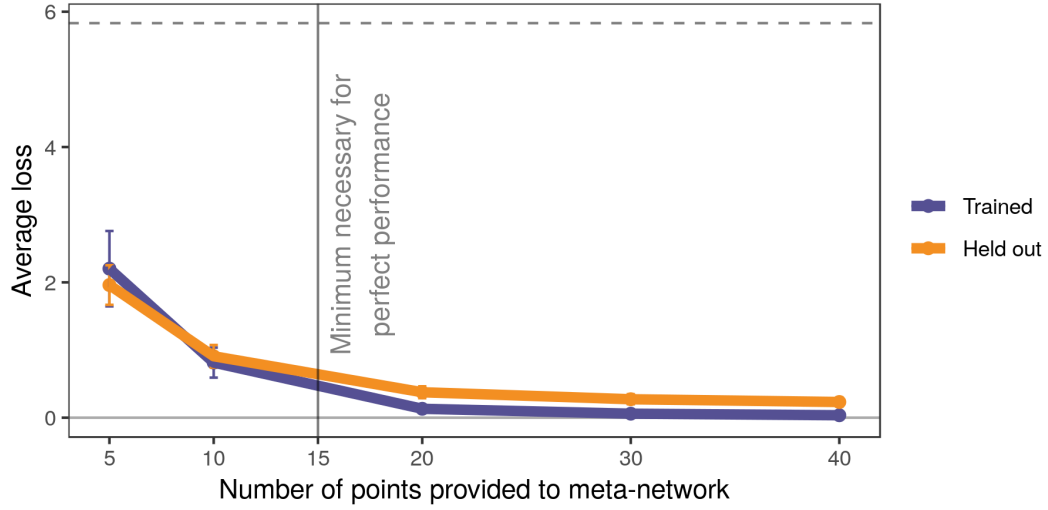


Figure 7: The system is able to infer polynomials from only seeing a few data points (i.e. evaluations of the polynomial), despite the fact that during training it always saw 50. A minimum of 15 random points is needed to correctly infer polynomials without prior knowledge of the polynomial distribution, but the system is performing well below this value, and quite well above it, although it continues to refine its estimates slightly when given more data.

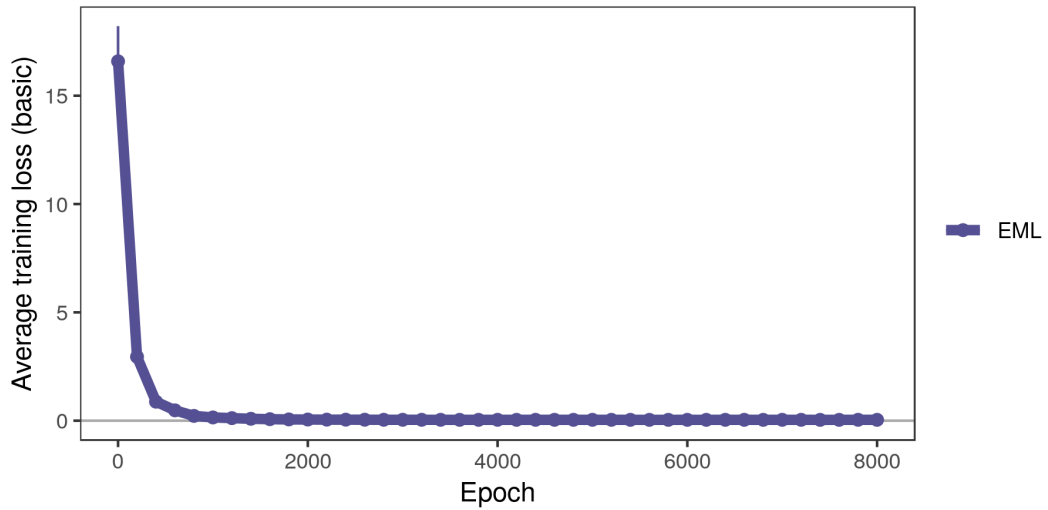


Figure 8: Learning curves for basic regression in the polynomials domain.

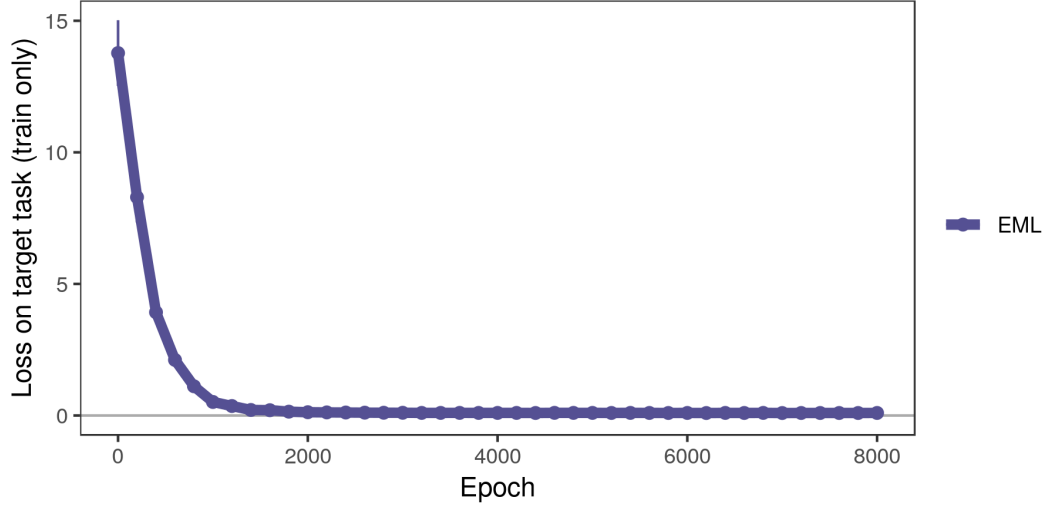


Figure 9: Learning curves for meta-mappings in the polynomials domain. Although the results seem to be leveling off at the end, we found that generalization performance was slightly increasing or stable in this region, which may have interesting implications about the structure of these tasks [33].

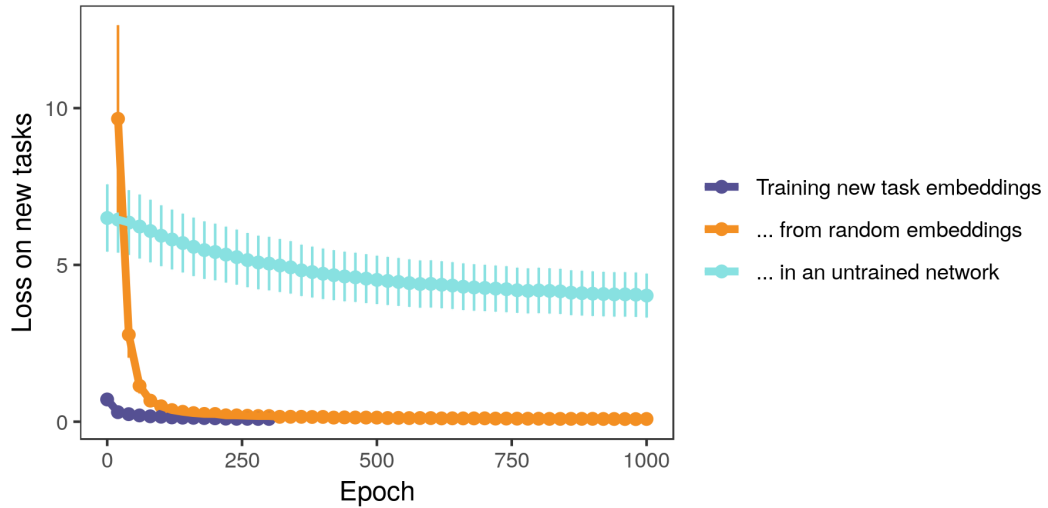


Figure 10: Continual learning in the polynomials domain: a more direct comparison. Once the meta-learning system has been trained on a distribution of prior tasks, its performance on new tasks can be tuned by caching its guessed embeddings for the tasks and then optimizing those, thus avoiding any possibility of interfering with performance on prior tasks. Starting with the guessed embedding substantially speeds-up the process compared to a randomly-initialized embedding. Furthermore, this ability to learn is due to training, not simply the expressiveness of the architecture, as is shown by attempting the same with an untrained network.

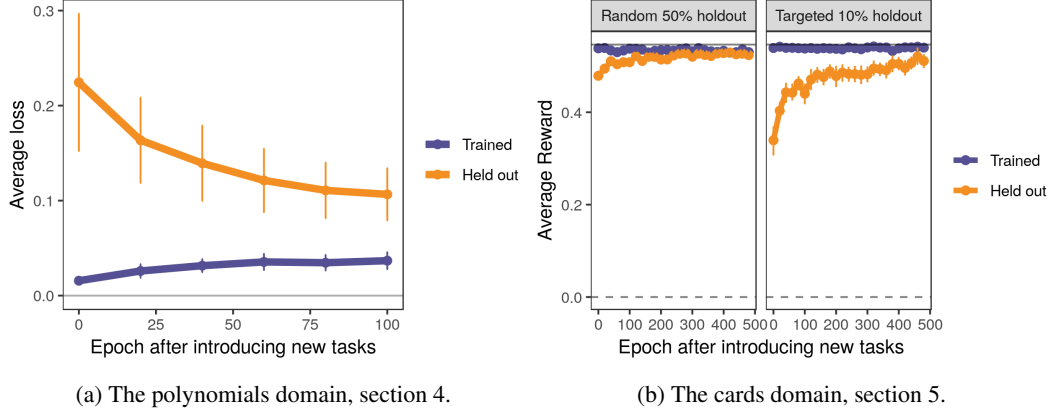


Figure 11: Integrating new tasks into the system by training all parameters results in some initial interference with prior tasks (even with replay), suggesting that an approach like the continual learning-approach may be useful.

C Card game t -SNE

We performed t -SNE [36] on the task embeddings of the system at the end of learning the card game tasks, to evaluate the organization of knowledge in the network. In fig. 12 we show these embeddings for just the basic tasks. The embeddings show systematic grouping by game attributes. In fig. 13 we show the embeddings of the meta and basic tasks, showing the organization of the meta-tasks by type.

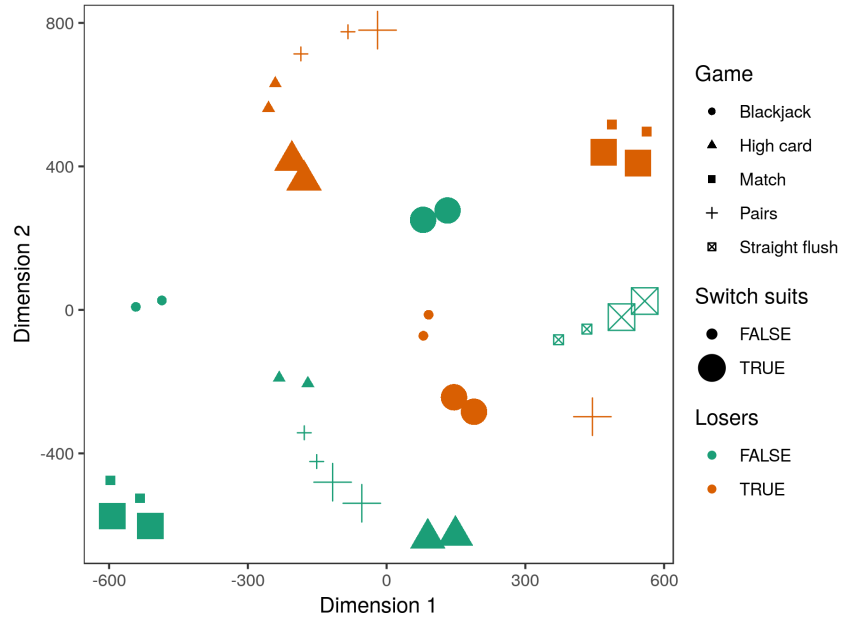


Figure 12: t -SNE embedding of the function embeddings the system learned for the basic card game tasks. (Note that the pairs of nearby embeddings differ in the “suits rule” attribute, discussed in appendix E.1.2.)

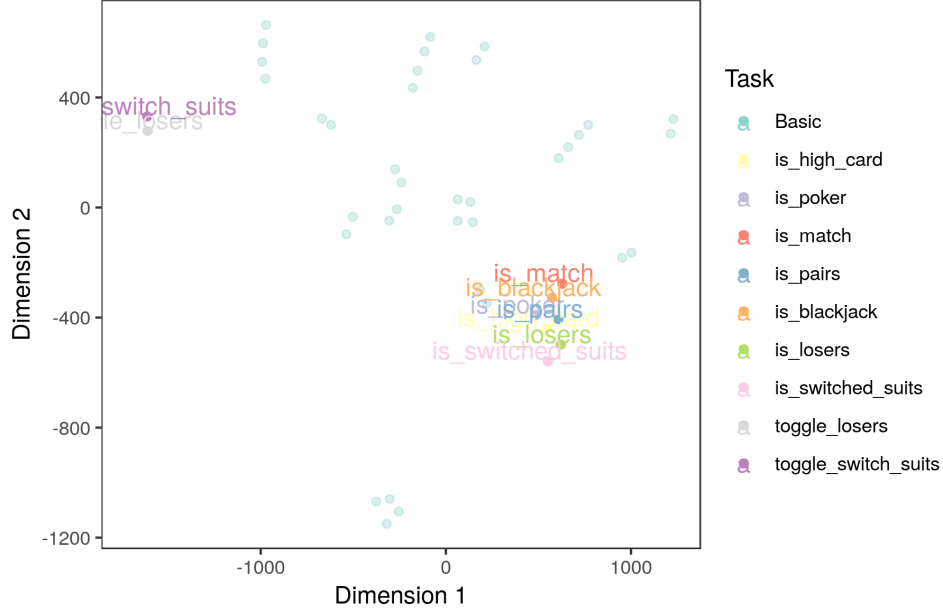


Figure 13: t -SNE embedding of the function embeddings the system learned for the meta tasks (basic tasks are included in the background).

D Architecture experiments

In this section we consider a few variations of the architecture, to justify the choices made in the paper.

D.1 Shared Z vs. separate task-embedding and data-embedding space

Instead of having a shared Z where data and tasks are embedded, why not have a separate embedding space for data, tasks, and so on? There are a few conceptual reason why we chose to have a shared Z , including its greater parameter efficiency, the fact that humans seem to represent our conscious knowledge of different kinds in a shared space [8], and the fact that this representation could allow for zero-shot adaptation to new computational pathways through the latent space, analogously to the zero-shot language translation results reported by Johnson and colleagues [29]. In this section, we further show that training with a separate task encoding space worsens performance, see fig. 14. This seems to primarily be due to the fact that learning in the shared Z accelerates and de-noises the learning process, see fig. 15. (It’s therefore worth noting that running this model for longer could result in convergence to the same asymptotic generalization performance.)

D.2 Hyper network vs. conditioned task network

Instead of having the task network F parameterized by the hyper network \mathcal{H} , we could simply have a task network with learned weights which takes a task embedding as another input. Here, we show that this architecture fails to learn the meta-mapping tasks, although it can successfully perform the basic tasks. We suggest that this is because it is harder for this architecture to prevent interference between the comparatively larger number of basic tasks and the smaller number of meta-tasks. While it might be possible to succeed with this architecture, it was more difficult in the hyper-parameter space we searched.

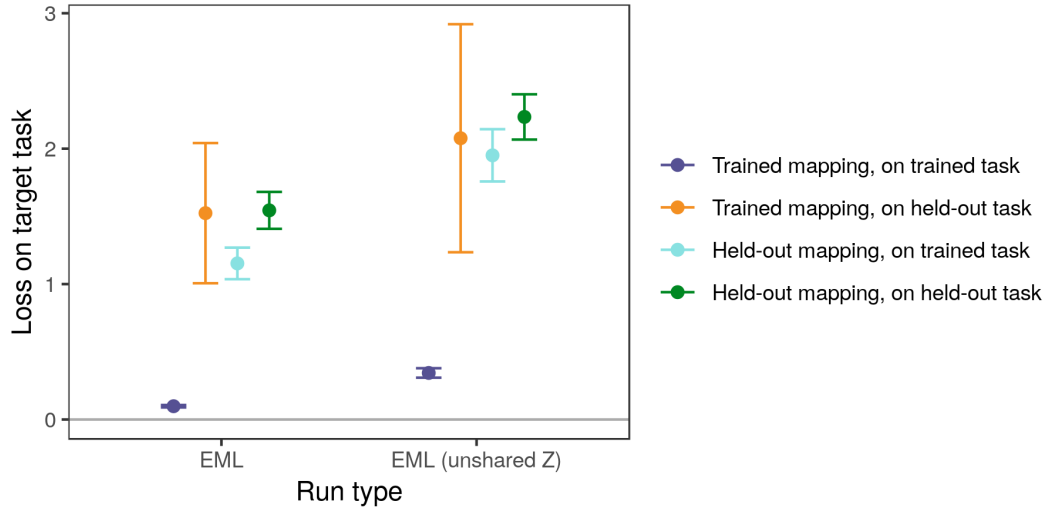


Figure 14: Having a separate embedding space for tasks results in worse performance on meta-mappings. (Results are from only 1 run.)

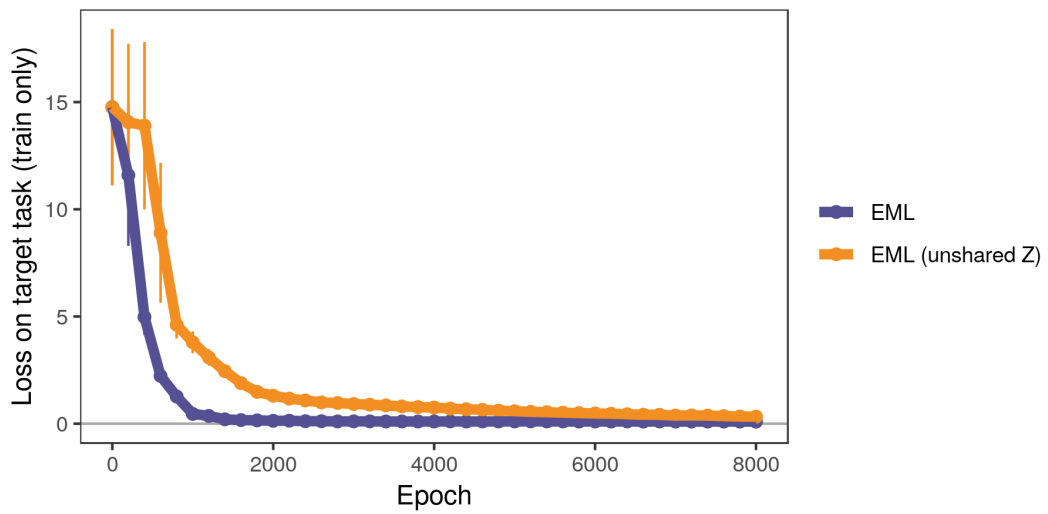


Figure 15: Having a separate embedding space for tasks results in noisier, slower learning of meta-mappings. (Results are from only 1 run.)

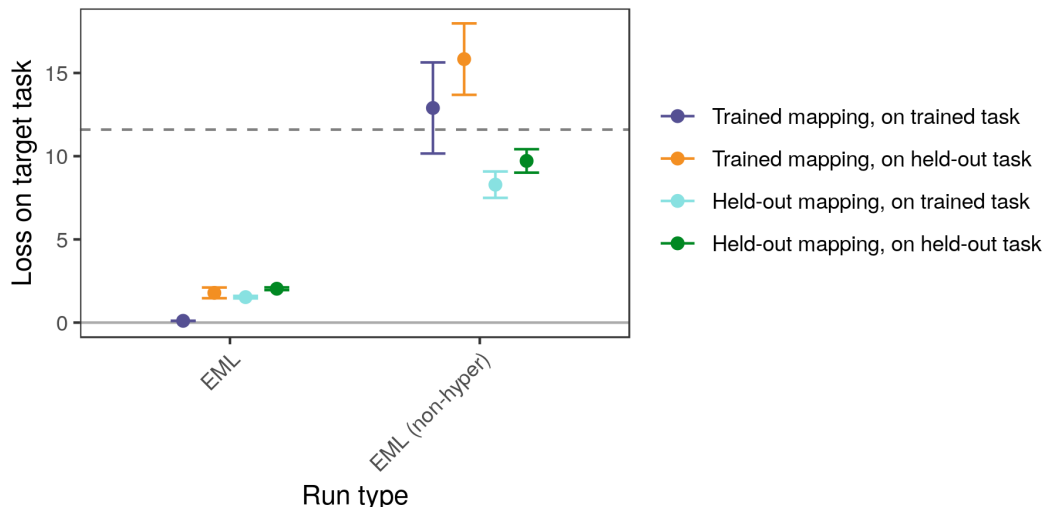


Figure 16: Conditioning the task network on the task embedding, rather than parameterizing it via a hyper network causes it to fail at the meta-mapping tasks. Results are from only 2 runs.

E Detailed methods

E.1 Datasets

E.1.1 Polynomials

We randomly sampled the train and test polynomials as follows:

1. Sample the number of relevant variables (k) uniformly at random from 0 (i.e. a constant) to the total number of variables.
2. Sample the subset of k variables that are relevant from all the variables.
3. For each term combining the relevant variables (including the intercept), include the term with probability 0.5. If so give it a random coefficient drawn from $\mathcal{N}(0, 2.5)$.

The data points on which these polynomials were evaluated were sampled uniformly from $[-1, 1]$ independently for each variable, and for each polynomial. The datasets were resampled every 50 epochs of training.

Meta-tasks: For meta-tasks, we trained the network on 6 task-embedding classification tasks:

- Classifying polynomials as constant/non-constant.
- Classifying polynomials as zero/non-zero intercept.
- For each variable, identifying whether that variable was relevant to the polynomial.

We trained on 20 meta-mapping tasks, and held out 16 related meta-mappings.

- Squaring polynomials (where applicable).
- Adding a constant (trained: -3, -1, 1, 3, held-out: 2, -2).
- Multiplying by a constant (trained: -3, -1, 3, held-out: 2, -2).
- Permuting inputs (trained: 1320, 1302, 3201, 2103, 3102, 0132, 2031, 3210, 2301, 1203, 1023, 2310, held-out: 0312, 0213, 0321, 3012, 1230, 1032, 3021, 0231, 0123, 3120, 2130, 2013).

Language: We encoded the meta-tasks in language by sequences as follows:

- Classifying polynomials as constant/non-constant: [‘‘is’’, ‘‘constant’’]
- Classifying polynomials as zero/non-zero intercept: [‘‘is’’, ‘‘intercept_nonzero’’]
- For each variable, identifying whether that variable was relevant to the polynomial: [‘‘is’’, <variable-name>, ‘‘relevant’’]
- Squaring polynomials: [‘‘square’’]
- Adding a constant: [‘‘add’’, <value>]
- Multiplying by a constant: [‘‘multiply’’, <value>]
- Permuting inputs:
[‘‘permute’’, <variable-name>, <variable-name>, <variable-name>, <variable-name>]

All sequences were front-padded with “<PAD>” to the length of the longest sequence.

E.1.2 Card games

Our card games were played with two suits, and 4 values per suit. In our setup, each hand in a game has a win probability (proportional to how it ranks against all other possible hands). The agent is dealt a hand, and then has to choose to bet 0, 1, or 2 (the three actions it has available). We considered a variety of games which depend on different features of the hand:

- **High card:** Highest card wins.
- **Pairs** Same as high card, except pairs are more valuable, and same suit pairs are even more valuable.
- **Straight flush:** Most valuable is adjacent numbers in same suit, i.e. 4 and 3 in most valuable suit wins every time (royal flush).
- **Match:** the hand with cards that differ least in value (suit counts as 0.5 pt difference) wins.
- **Blackjack:** The hand’s value increases with the sum of the cards until it crosses 5, at which point the player “goes bust,” and the value becomes negative.

We also considered three binary attributes that could be altered to produce variants of these games:

- **Losers:** Try to lose instead of winning! Reverses the ranking of hands.
- **Suits rule:** Instead of suits being less important than values, they are more important (essentially flipping the role of suit and value in most games).
- **Switch suit:** Switches which of the suits is more valuable.

Any combination of these options can be applied to any of the 5 games, yielding 40 possible games. The systems were trained with the full 40 possible games, but after training we discovered that the “suits rule” option does not substantially alter the games we chose (in the sense that the probability of a hand winning in the two variants of a game is very highly correlated), so we have omitted it from our analyses.

Meta-tasks: For meta-tasks, we gave the network 8 task-embedding classification tasks (one-vs-all classification of each of the 5 game types, and of each of the 3 attributes), and 3 meta-mapping tasks (each of the 3 attributes).

Language: We encoded the meta-tasks in language by sequences of the form [‘‘toggle’’, <attribute-name>] for the meta-mapping tasks, and [‘‘is’’, <attribute-or-game-name>].

E.2 Model & training

Basic task operation:

1. A training dataset D_1 of (input, target) pairs is embedded by \mathcal{I} and \mathcal{T} to produce a set of paired embeddings. Another set of (possibly unlabeled) inputs D_2 is provided and embedded.
2. The meta network \mathcal{M} maps the set of embedded (input, target) pairs to a function embedding.
3. The hyper network \mathcal{H} maps the function embedding to parameters for F , which is used to transform the second set of inputs to a set of output embeddings.
4. The output embeddings are decoded by \mathcal{O} to produce a set of outputs.
5. The system is trained end-to-end to minimize the loss on these outputs.

The model is trained to minimize

$$\mathbb{E}_{(x,y) \in D_2} [\mathcal{L}(y, \mathcal{O}(F_{D_1}(\mathcal{I}(x))))]$$

where F_{D_1} is the transformation the meta-learner guesses for the training dataset D_1 :

$$F_{D_1} \text{ is parameterized by } \mathcal{H}(\mathcal{M}(\{(\mathcal{I}(x_i), \mathcal{T}(y_i)) \text{ for } (x_i, y_i) \in D_1\}))$$

Meta-task operation:

1. A meta-dataset of (source-task-embedding, target-task-embedding) pairs, D_1 , is collected. Another dataset D_2 (possibly only source tasks) is provided. (All embeddings included in D_1 during training are for basic tasks that have themselves been trained, to ensure that there is useful signal. During evaluation, the embeddings in D_1 are for tasks that have been trained on, but those in D_2 may be new.
2. The meta network \mathcal{M} maps this set of (source, target) task-embedding pairs to a function embedding.
3. The hyper network \mathcal{H} maps the function embedding to parameters for F , which is used to transform the second set of inputs to a set of output embeddings.
4. The system is trained to minimize ℓ_2 loss between these mapped embeddings and the target embeddings.

The model is trained to minimize

$$\mathbb{E}_{(z_{source}, z_{target}) \in D_2} [\mathcal{L}(z_{target}, F_{D_1}(\mathcal{I}(z_{source})))]$$

where \mathcal{L} is ℓ_2 loss, and F_{D_1} is the transformation the meta-learner guesses for the training dataset D_1 :

$$F_{D_1} \text{ is parameterized by } \mathcal{H}(\mathcal{M}(\{((z_{source}, z_{target}) \in D_1\})))$$

Note that there are three kinds of hold-out in the training of this system, see section A.3.

Language-cued meta-tasks: The procedure is analogous to the meta-tasks from examples, except that the input to \mathcal{H} is the embedding of the language input, rather than the output of \mathcal{M} . The systems that were trained from language were also trained with the example-based meta-tasks.

E.2.1 Detailed hyper-parameters

See table 1 for detailed architectural description and hyperparameters for each experiment. Hyperparameters were generally found by a heuristic search, where mostly only the optimizer, learning rate annealing schedule, and number of training epochs were varied, not the architectural parameters. Some of the parameters take the values they do for fairly arbitrary reasons, e.g. the continual learning experiments were run with the current polynomial hyperparameters before the hyperparameter search for the polynomial data was complete, so some parameters are altered between these.

	Polynomials	Continual learning	Cards
Z -dimension	512	512	512
\mathcal{I} num. layers	3		
\mathcal{I} num. hidden units	64		
\mathcal{L} architecture	2-layer LSTM + 2 fully-connected	-	1-layer LSTM + 2 fully-connected
\mathcal{L} num. hidden units	512	-	512
\mathcal{O} num. layers	1	1	3
\mathcal{O} num. hidden units	-	-	512
\mathcal{T} num. layers	1		
\mathcal{M} architecture	2 layers per-datum, max pool across, 2 layers		
\mathcal{H} architecture	4 layers		
\mathcal{M}, \mathcal{H} num. hidden units	512		
F architecture	4 layers		
F num. hidden units	64		
Nonlinearities	Leaky ReLU in most places, except no non-linearity at final layer of \mathcal{T} , \mathcal{M} , \mathcal{L} , F , and sigmoid for meta-classification outputs.		
Main loss	ℓ_2 for main task & meta-mapping, cross-entropy for meta-classification.		
Optimizer	Adam	RMSProp	RMSProp
Learning rate (base)	$3 \cdot 10^{-5}$	$1 \cdot 10^{-4}$	$1 \cdot 10^{-4}$
Learning rate (meta)	$1 \cdot 10^{-5}$	-	$1 \cdot 10^{-4}$
L.R. decay rate (base)	*0.85	*0.85	*0.85
L.R. decay rate (meta)	*0.85	-	*0.9
L.R. min (base)	$3 \cdot 10^{-8}$		
L.R. min (meta)	$1 \cdot 10^{-7}$	-	$3 \cdot 10^{-7}$
L.R. decays every	100 epochs if above min.		
Cached embedding L.R.	-	$1 \cdot 10^{-3}$	-
Num. training epochs	4000	3000	40000
Num. runs	5	5	10
Num. base tasks (eval)	60	100	36 or 20
Num. base tasks (training)	1200 (= 60 * 20)	100	36 or 20
Num. meta classifications	6	-	8
Num. meta mappings	20	-	3
Num. new base tasks	40	30	4 or 20
Num. new meta mappings	16	-	0
Num. new meta classifications	0		
Base dataset size	1024		
Base datasets refreshed	Every 50 epochs		
\mathcal{M} batch size	50	128	768

Table 1: Detailed hyperparameter specification for different experiments. A “-” indicates a parameter that does not apply to that experiment. Where only one value is given, it applied to all the experiments discussed. As a reminder: the shared representational space is denoted by Z . Input encoder: $\mathcal{I} : \text{input} \rightarrow Z$. Output decoder $\mathcal{O} : Z \rightarrow \text{output}$. Target encoder $\mathcal{T} : \text{targets} \rightarrow Z$. Meta-network $\mathcal{M} : \{(Z, Z), \dots\} \rightarrow Z$ – takes a set of (input embedding, target embedding) pairs and produces a function embedding. Hyper-network $\mathcal{H} : Z \rightarrow \text{parameters}$ – takes a function embedding and produces a set of parameters. Task network $F : Z \rightarrow Z$ – the transformation that executes the task mapping, implemented by a deep network with parameters specified by \mathcal{H} . Where language was used to cue meta-mappings, it was processed by language encoder: $\mathcal{L} : \text{natural language} \rightarrow Z$.

Each epoch consisted of a separate learning step on each task (both base and meta), in a random order. In each task, the meta-learner would receive only a subset (the “batch size“ above) of the examples to generate a function embedding, and would have to generalize to the remainder of the examples in the dataset. The embeddings of the tasks for the meta-learner were computed once per epoch, so as the network learned over the course of the epoch, these embeddings would get “stale,” but this did not seem to be too detrimental.

The results reported in the figures in this paper are averages across multiple runs, with different trained and held-out tasks (in the polynomial case) and different network initializations (in all cases), to ensure the robustness of the findings.

E.3 Source repositories

The full code for the experiments and analyses can be found on github: (will be made available in the de-anonymized version.)

F Numerical results

In this section we provide the mean values and bootstrap confidence intervals corresponding to the major figures in the paper, as well as the baseline results in those figures. Tables were generated with stargazer [26].

F.1 Polynomials

named_run_type	is_new	mean_loss	boot_CI_low	boot_CI_high
EML	Trained	0.015	0.012	0.018
EML	Held out	0.246	0.188	0.308
Untrained EML network	Trained	5.735	4.823	6.74
Untrained EML network	Held out	5.968	4.984	6.991

Table 2: Table for basic meta-learning, figure 2a

named_run_type	result_type	mean_loss	boot_CI_low	boot_CI_high
EML	Trained mapping, on trained task	0.094	0.091	0.098
EML	Trained mapping, on held-out task	1.721	1.419	2.115
EML	Held-out mapping, on trained task	1.28	1.213	1.35
EML	Held-out mapping, on held-out task	1.775	1.706	1.846
Untrained EML network	Trained mapping, on trained task	12.998	11.689	14.381
Untrained EML network	Trained mapping, on held-out task	15.002	13.39	16.83
Untrained EML network	Held-out mapping, on trained task	8.36	7.898	8.833
Untrained EML network	Held-out mapping, on held-out task	8.786	8.317	9.27

Table 3: Table for meta-mapping results from examples, figure 3a

named_run_type	result_type	mean_loss	boot_CI_low	boot_CI_high
Language	Trained mapping, on trained task	0.515	0.483	0.552
Language	Trained mapping, on held-out task	2.244	1.921	2.623
Language	Held-out mapping, on trained task	2.072	1.958	2.19
Language	Held-out mapping, on held-out task	2.35	2.254	2.447
Untrained EML network	Trained mapping, on trained task	13.328	11.977	14.823
Untrained EML network	Trained mapping, on held-out task	15.313	13.602	17.354
Untrained EML network	Held-out mapping, on trained task	8.205	7.795	8.662
Untrained EML network	Held-out mapping, on held-out task	8.625	8.131	9.104

Table 4: Table for meta-mapping results from language, figure 3b

F.2 Cards

named_run_type	named_game_type	is_new_game	average_reward	avg_rwd_CI_low	avg_rwd_CI_high
Random 50% holdout	High card	Trained	0.53	0.521	0.541
Random 50% holdout	High card	Held out	0.441	0.42	0.462
Random 50% holdout	Match	Trained	0.537	0.524	0.55
Random 50% holdout	Match	Held out	0.539	0.523	0.556
Random 50% holdout	Pairs	Trained	0.521	0.504	0.536
Random 50% holdout	Pairs	Held out	0.453	0.434	0.47
Random 50% holdout	Straight flush	Trained	0.525	0.508	0.54
Random 50% holdout	Straight flush	Held out	0.484	0.466	0.502
Random 50% holdout	Blackjack	Trained	0.582	0.557	0.603
Random 50% holdout	Blackjack	Held out	0.492	0.468	0.513
Targeted 10% holdout	High card	Trained	0.527	0.518	0.536
Targeted 10% holdout	Match	Trained	0.536	0.526	0.546
Targeted 10% holdout	Pairs	Trained	0.522	0.512	0.531
Targeted 10% holdout	Straight flush	Trained	0.524	0.509	0.538
Targeted 10% holdout	Straight flush	Held out	0.361	0.332	0.39
Targeted 10% holdout	Blackjack	Trained	0.586	0.575	0.598

Table 5: Table for basic meta-learning, figure 2b

is_new_game	named_run_type	named_game_type	expected_reward
Trained	Targeted 10% holdout	High card	0.531
Trained	Targeted 10% holdout	Match	0.541
Trained	Targeted 10% holdout	Pairs	0.532
Trained	Targeted 10% holdout	Straight flush	0.537
Held out	Targeted 10% holdout	Straight flush	0.274
Trained	Targeted 10% holdout	Blackjack	0.592
Trained	Random 50% holdout	High card	0.531
Held out	Random 50% holdout	High card	0.396
Trained	Random 50% holdout	Match	0.541
Held out	Random 50% holdout	Match	0.541
Trained	Random 50% holdout	Pairs	0.532
Held out	Random 50% holdout	Pairs	0.37
Trained	Random 50% holdout	Straight flush	0.536
Held out	Random 50% holdout	Straight flush	0.452
Trained	Random 50% holdout	Blackjack	0.595
Held out	Random 50% holdout	Blackjack	0.456

Table 6: Table for playing most correlated learned strategy for basic meta-learning, dashed colored lines in figure 2b

named_game_type	expected_reward
Blackjack	0.592
High card	0.531
Match	0.541
Pairs	0.532
Straight flush	0.536

Table 7: Table for playing optimal rewards for basic meta-learning, solid lines in figure 2b

is_new_game	named_run_type	named_game_type	expected_reward
Trained	Targeted 10% holdout	High card	0.531
Trained	Targeted 10% holdout	Match	0.541
Trained	Targeted 10% holdout	Pairs	0.532
Trained	Targeted 10% holdout	Straight flush	0.537
Held out	Targeted 10% holdout	Straight flush	0.274
Trained	Targeted 10% holdout	Blackjack	0.592
Trained	Random 50% holdout	High card	0.531
Held out	Random 50% holdout	High card	0.396
Trained	Random 50% holdout	Match	0.541
Held out	Random 50% holdout	Match	0.541
Trained	Random 50% holdout	Pairs	0.532
Held out	Random 50% holdout	Pairs	0.37
Trained	Random 50% holdout	Straight flush	0.536
Held out	Random 50% holdout	Straight flush	0.452
Trained	Random 50% holdout	Blackjack	0.595
Held out	Random 50% holdout	Blackjack	0.456

Table 8: Table for most correlated baselines for basic meta-learning, dashed colored lines in figure 2b

named_run_type	named_meta_task	is_new	average_reward	avg_rwd_CI_low	avg_rwd_CI_high
Targeted 10% holdout	Switch suits	Trained	0.523	0.512	0.534
Targeted 10% holdout	Switch suits	Held out	0.234	0.196	0.273
Targeted 10% holdout	Losers	Trained	0.532	0.511	0.546
Targeted 10% holdout	Losers	Held out	0.289	0.241	0.322
Random 50% holdout	Switch suits	Trained	0.528	0.521	0.533
Random 50% holdout	Switch suits	Held out	0.375	0.368	0.382
Random 50% holdout	Losers	Trained	0.531	0.523	0.538
Random 50% holdout	Losers	Held out	0.427	0.417	0.436

Table 9: Table for meta-mapping from examples, figure 5a

named_run_type	named_meta_task	is_new	average_reward	avg_rwd_CI_low	avg_rwd_CI_high
Language (random 50%)	Switch suits	Trained	0.525	0.52	0.534
Language (random 50%)	Switch suits	Held out	0.371	0.353	0.384
Language (random 50%)	Losers	Trained	0.524	0.521	0.527
Language (random 50%)	Losers	Held out	0.426	0.413	0.44
Language (targeted 10%)	Switch suits	Trained	0.531	0.52	0.542
Language (targeted 10%)	Switch suits	Held out	0.225	0.146	0.305
Language (targeted 10%)	Losers	Trained	0.539	0.533	0.544
Language (targeted 10%)	Losers	Held out	0.341	0.308	0.367

Table 10: Table for meta-mapping from language, figure 5b

named_run_type	named_meta_task	is_new	expected_reward
Targeted 10% holdout	Switch suits	Trained	0.298
Targeted 10% holdout	Switch suits	Held out	0.368
Targeted 10% holdout	Losers	Trained	-0.446
Targeted 10% holdout	Losers	Held out	-0.463
Random 50% holdout	Switch suits	Trained	0.37
Random 50% holdout	Switch suits	Held out	0.278
Random 50% holdout	Losers	Trained	-0.465
Random 50% holdout	Losers	Held out	-0.444

Table 11: Table of rewards if system ignored meta-mapping, colored dashed lines in figure 5