

A Metropolis-class sampler for targets with non-convex support

John Moriarty*

Jure Vogrinc†

Alessandro Zocca‡

November 9, 2021

Abstract

We aim to improve upon the exploration of the general-purpose random walk Metropolis algorithm when the target has non-convex support $A \subset \mathbb{R}^d$, by reusing proposals in A^c which would otherwise be rejected. The algorithm is Metropolis-class and under standard conditions the chain satisfies a strong law of large numbers and central limit theorem. Theoretical and numerical evidence of improved performance relative to random walk Metropolis are provided. Issues of implementation are discussed and numerical examples, including applications to global optimisation and rare event sampling, are presented.

Keywords: Markov Chain Monte Carlo; Metropolis-Hastings algorithm; multimodal target distribution; multistart method; global optimisation.

1 Introduction

In this paper we present the *skipping sampler*, a general-purpose Metropolis-class algorithm which is capable of improving exploration by reusing proposals lying outside the support $A \subset \mathbb{R}^d$ of the target distribution. Such proposals would normally be automatically rejected by Metropolis-class algorithms. The skipping proposal attempts to cross A^c in a sequence of linear steps, much as a flat stone can jump repeatedly across the surface of water. It is thus advantageous when A is non-convex and, in particular, disconnected. The resulting Markov chain satisfies a strong law of large numbers and central limit theorem under essentially the same conditions as for the random walk Metropolis (RWM) algorithm, to which we provide theoretical and numerical performance comparisons.

A key challenge for Markov chain Monte Carlo (MCMC) algorithms is the balance between global “exploration” and local “exploitation”. An example is random walk Metropolis, which exploits only local proposals for the next state of the chain. To accelerate global exploration of the state space in MCMC algorithms, several approaches have by now been developed including tempering, Hamiltonian Monte Carlo and piecewise deterministic methods (see [26] for a recent review). However these methods are best suited to target densities with connected support, since the chain cannot cross regions where the target has zero density. A disconnected support would thus imply reducibility of the chain and its failure to converge to the target.

While RWM can be applied to targets with regions of zero density, its balance between exploration and exploitation can be problematic. If any state in A^c is proposed it is discarded and the chain does not progress. When A is non-convex, in particular, examples may be constructed where exploration is slow even when RWM is well tuned, making the chain sensitive to its initial state. This is illustrated in Figure 1, where red dots show the trace of a tuned RWM applied to a target with non-convex support, with four different initial states of the chain (the blue traces illustrate the increased exploration achieved by the skipping sampler).

Nevertheless, as described in Section 1.1 there are important occasions on which the target of a RWM has one or more regions of zero density. One solution is to use knowledge of the target to design a more advanced proposal, such as those reviewed in [26]. However this approach is unavailable if the set A is unknown, or is known but insufficiently regular. In this case, a general-purpose method is instead required.

Theorem 3.2 establishes that the performance of the skipping sampler is at least as good as that of RWM according to the Peskun ordering. However the strengths of the proposed method lie primarily in applications to difficult low-dimensional problems, and we give examples in Section 5. Conversely, in high dimensional problems the method generally offers similar performance to RWM. The aim of this paper is to present the method and illustrate its benefits via numerical examples, rather than to study any particular application exhaustively.

Although it is not random walk-based, the skipping sampler is Metropolis class. The symmetry of the skipping proposal can be seen intuitively, provided that the direction of the first proposal is chosen symmetrically and the sequence of jump lengths has the same distribution when reversed. Thus although the proposal density typically

*School of Mathematics, Queen Mary University of London, London E1 4NS. Email: j.moriarty@qmul.ac.uk

†Department of Statistics, University of Warwick, Coventry, CV4 7AL. Email: jure.vogrinc@warwick.ac.uk

‡Department of Mathematics, Vrije Universiteit Amsterdam, 1081 HV Amsterdam. Email: a.zocca@vu.nl

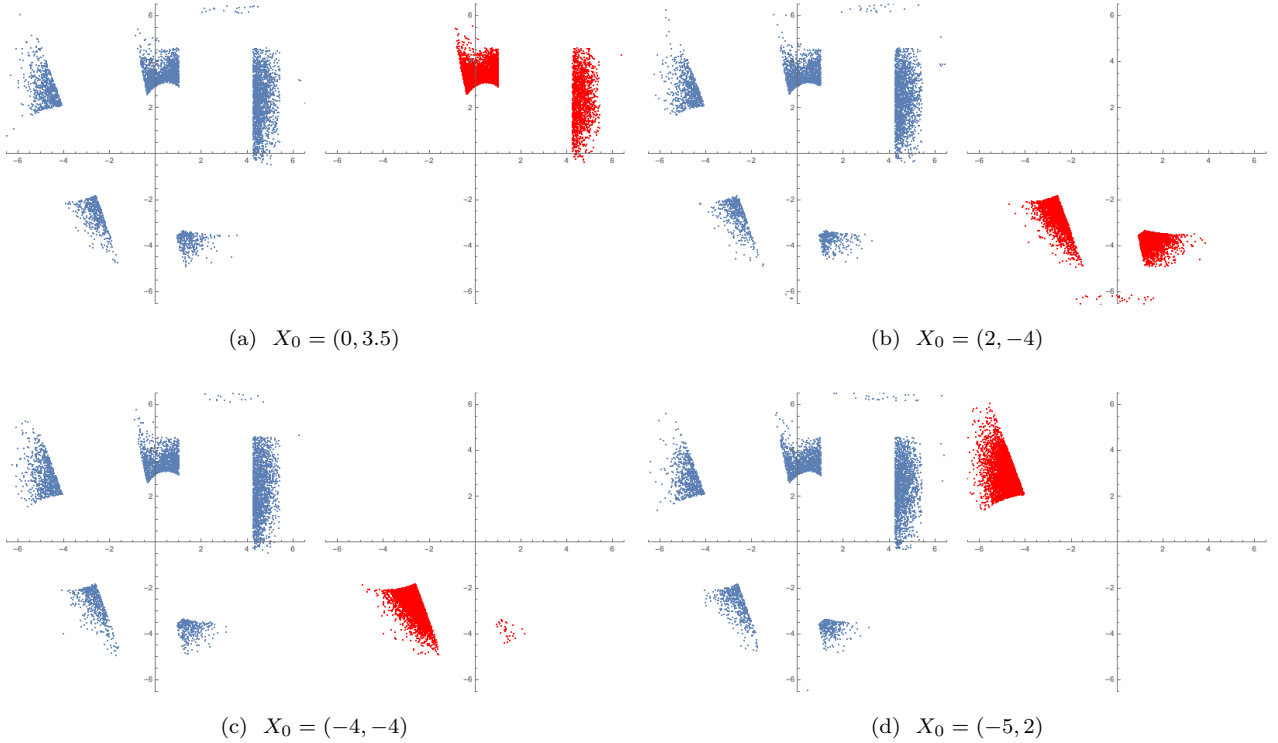


Figure 1: Traces of the proposed skipping sampler (blue) and RWM algorithm (red) when the target has disconnected support. Both samplers are started at the same initial point X_0 and use the same underlying Gaussian proposal, whose standard deviation is tuned for a RWM acceptance ratio of 25%. The RWM typically localises around its initial state.

does not have a convenient closed form, it need not be evaluated in order to access the Metropolis acceptance probabilities. Another advantage is that the sampler is general-purpose, in the sense that no knowledge is required of the target density beyond the ability to evaluate it pointwise. In particular, it is not necessary to know the target’s support a priori.

1.1 Typical applications

Potential applications of the skipping sampler arise when RWM is used to sample conditionally on an event $A \subset \mathbb{R}^d$, that is, under the measure

$$\pi(B) = \frac{\mathbb{P}(B \cap A)}{\mathbb{P}(A)}. \quad (1)$$

This can either be the main task or just a sub-routine of a more complex method. To illustrate this in the context of MCMC consider the hybrid slice sampler [22] that we now outline briefly. Suppose that the support of the target ρ is a bounded domain $K \subset \mathbb{R}^d$. Given the current state $X_n \in K$, the following two steps generate the next state X_{n+1} : (i) pick t uniformly at random from the interval $[0, \rho(X_n)]$, and (ii) sample X_{n+1} from the conditional distribution π where A is the super-level set $A = A(t) := \{x \in K : \rho(x) \geq t\}$, and \mathbb{P} is the uniform distribution on K . Even if the super-level sets $A(t)$ can be evaluated in closed form, if ρ has multiple local modes then $A(t)$ is in general a non-convex set. For better exploration of each $A(t)$, the skipping sampler may here be used in the place of RWM to approximately achieve (ii),

Potential applications arise also in the study of rare events. In subset simulation (see for example [2]), sampling is performed conditionally on a sequence of nested events which may be non-convex. Indeed, these nested events are often a sequence of level sets. Here again the skipping sampler has an advantage over RWM.

Further, our work has applications to probabilistic methods for deterministic non-convex optimisation such as multistart [7, 15] and basin-hopping [13, 39]. These methods combine deterministic local search, such as given by a gradient method, with random perturbations or re-initialisations. Here the skipping sampler can be used as the randomisation device in order to accelerate convergence by improving the exploration of a non-convex possibly disconnected landscape. Section 5 provides numerical examples of these applications.

1.2 Related work

Many methods for accelerating the exploration of MCMC algorithms use prior knowledge of the target. For example, known mode locations may be used to design global moves for the sampler [1, 6, 12, 32, 33, 38], or moves may be guided by the known derivatives of a differentiable target density [12, 35]; alternatively, a population of Markov chains may be run in parallel [3, 4, 34, 40]. An exception is Multipoint MCMC [25] based on Multiple-try Metropolis [14] which, like the skipping sampler, does not require additional information about the target. A fixed number of potentially correlated trial points are generated and one is selected at random, using a weight function which may be chosen to encourage exploration. Its random-grid implementation, in particular, has similarities with the skipping sampler. However instead of fixing the number of draws, our proposal attempts to continue projecting further until reaching A . Another advantage of our method is that it is Metropolis class, which simplifies both implementation and theoretical analysis.

While also designed for targets of the form (1), the *ghost sampler* introduced by the present authors in [21] is not general-purpose since it uses knowledge of the geometry of the set A , adding a single jump of sufficient length to re-enter A .

The rest of the paper is structured as follows. We introduce the skipping sampler in Section 2 and state our main results in Section 3. Implementation and extensions are discussed in Section 4, numerical examples are presented and discussed in Section 5, and Section 6 is devoted to the proof of the main results.

2 Skipping sampler

In this section we introduce the skipping sampler on \mathbb{R}^d , which is a modification of the RWM algorithm [17]. It is Metropolis-class although, unlike RWM, does not perform a random walk.

Assumption 1. Let $q : \mathbb{R}^d \rightarrow \mathbb{R}^+ \cup \{0\}$ be a symmetric continuous probability density function with $q(\mathbf{0}) > 0$. We refer to q as the underlying proposal density.

Recall that given the state X_n of the chain, the RWM proposes a state Y_{n+1} sampled from the density $y \mapsto q(y - X_n)$ and accepts it as the next state X_{n+1} with probability

$$\alpha(X_n, Y_{n+1}) := \begin{cases} \min \left\{ 1, \frac{\pi(Y_{n+1})}{\pi(X_n)} \right\} & \text{if } \pi(X_n) \neq 0, \\ 1 & \text{otherwise,} \end{cases} \quad (2)$$

else it is rejected by setting $X_{n+1} = X_n$. Here π is the target density, although we do not take care to distinguish between π and the corresponding distribution as it will not cause confusion. For convenience we use the common shorthand $\text{MH}(\pi, q)$ (after the more general Metropolis-Hastings algorithm, see [5]) to refer to the Metropolis-class algorithm with target π and proposal q . We further assume that the target density π satisfies:

Assumption 2. The target density π is a conditional distribution on \mathbb{R}^d of the form (1) for an event A with $0 < \mathbb{P}(A) < 1$.

Algorithm 1 presents the skipping sampler. Its novelty is to reuse any proposal $Y_{n+1} \in A^c$, which would be rejected by $\text{MH}(\pi, q)$, by adding jumps of random size in the direction $Y_{n+1} - X_n$ until either A is entered, or skipping is halted. Algorithm 1 can be interpreted as follows. The *halting index* K is an independent random variable with distribution \mathcal{K} on $\mathbb{Z}_{>0} \cup \{\infty\}$. If $K = 1$ then Y , the usual RWM proposal, is taken as the proposal. However if $K > 1$, the proposal is constructed using the *skipping chain* $\{Z_k\}_{k \geq 0}$ on \mathbb{R}^d defined by $Z_0 := x$ and the update rule

$$Z_{k+1} := Z_k + \Phi R_{k+1}, \quad k \geq 0, \quad (4)$$

where $\Phi = (Y - x)/|Y - x|$, $R_1 = |Y - x|$, and the $\{R_k\}_{k \geq 2}$ are independent and distributed as R_1 . Let T_A be the first entry time of the skipping chain into A :

$$T_A := \min\{k \geq 1 : Z_k \in A\}, \quad (5)$$

with $\min \emptyset := \infty$. Writing $T_A \wedge K$ for the smaller of the two indices T_A and K , we also require:

Assumption 3. The support $A = \text{supp}(\pi) := \{x \in \mathbb{R}^d : \pi(x) > 0\}$ of π and distribution \mathcal{K} are such that $\mathbb{E}[T_A \wedge K] < \infty$.

Relevant considerations for the choice of \mathcal{K} and q are discussed in Section 4. Note that almost surely we have both $Y \neq x$ (since q is a density) and $T_A \wedge K < \infty$ (Assumption 3), so the skipping proposal $Z := Z_{T_A \wedge K}$ output by Algorithm 1 is well defined.

Algorithm 1: Skipping sampler (n -th step)

Input : The n -th sample $X_n \in \mathbb{R}^d$

- 1 Set $X := X_n$;
- 2 Generate the initial proposal Y distributed according to the density $u \mapsto q(u - X)$;
- 3 Calculate the direction

$$\Phi = \frac{(Y - X)}{|Y - X|};$$

- 4 Generate an independent random halting index $K \sim \mathcal{K}$;
- 5 Set $k = 1$ and $Z_1 := Y$;
- 6 **while** $Z_k \in A^c$ **and** $k < K$ **do**
- 7 | Generate an independent distance increment R distributed as $|Y - X|$ given Φ ;
- 8 | Set $Z_{k+1} = Z_k + \Phi R$;
- 9 | Increase k by one;
- 10 **end**
- 11 Set $Z := Z_k$;
- 12 Evaluate the acceptance probability:

$$\alpha(X, Z) = \begin{cases} \min\left(1, \frac{\pi(Z)}{\pi(X)}\right) & \text{if } \pi(X) \neq 0, \\ 1, & \text{otherwise;} \end{cases} \quad (3)$$

Generate a uniform random variable U on $(0, 1)$;

- 13 **if** $U \leq \alpha(X, Z)$ **then**
 - 14 | $X_{n+1} = Z$;
 - 15 **else**
 - 16 | $X_{n+1} = X$;
 - 17 **end**
 - 18 **return** X_{n+1} .
-

Remark on initialisation. Note from (3) that if $X_0 \notin A$ then Z is automatically accepted. In this case the Markov chain first enters A at a random step N and, for $0 \leq n \leq N - 1$, we have $X_{n+1} = Z_K$ – that is, the maximum allowed number of skips is performed at each stage. Thus the skipping procedure is also capable of improving exploration in this initialisation stage.

Proposition 2.1. *The following statements hold:*

(i) *Algorithm 1 is a symmetric Metropolis-class algorithm on the domain A . That is, there exists a transition density $q_{\mathcal{K}}$ (which depends on the halting index distribution \mathcal{K}) satisfying $q_{\mathcal{K}}(x, z) = q_{\mathcal{K}}(z, x)$ for all $x, z \in A$, such that Algorithm 1 is MH($\pi, q_{\mathcal{K}}$).*

(ii) *The inequality $q_{\mathcal{K}}(x, z) \geq q(z - x)$ holds for every $x, z \in A$.*

Proof. (i) Conditional on the direction Φ , the skipping chain (4) is one-dimensional. We therefore analyse this one-dimensional chain, before integrating over Φ to obtain the unconditional transition density.

Consider transitions of the skipping chain (4) between the states x and z in exactly $k \in \mathbb{Z}_{>0}$ steps. The intermediate states z_1, \dots, z_{k-1} satisfy $z_i \in A^c$ for $i = 1, \dots, k - 1$. The (sub-Markovian) density $z \mapsto \xi_k(x, z)$ of these transitions is given by the Chapman-Kolmogorov equation and the density $\xi(r)$ of the distance increment R , which can in d -dimensional spherical coordinates be seen to be proportional to $q(r\Phi)r^{d-1}$. Since the distance increments are i.i.d. and have symmetric densities ($q(-r\Phi) = q(r\Phi)$), simple manipulations of the Chapman-Kolmogorov integral confirm that it is unchanged when the start and end point, the order of the jumps, and the direction of each jump are all reversed. This establishes that the density ξ_k is symmetric.

Next note that Assumption 3 implies the decomposition

$$\{Z = z\} = \bigcup_{k=1}^{\infty} \{Z = z, T_A \leq k, K = k\} \cup \bigcup_{k=1}^{\infty} \{Z = z, T_A > k, K = k\}.$$

Hence, Z given x and Φ has a (sub-Markovian) density

$$\xi_{\mathcal{K}}(x, z) = \sum_{k=1}^{\infty} \mathbb{P}[K = k] \sum_{j \leq k} \xi_j(x, z) 1_A(z) + \mathbb{P}[K = \infty] \sum_{j=1}^{\infty} \xi_j(x, z) 1_A(z) + \sum_{k=1}^{\infty} \mathbb{P}[K = k] \xi_k(x, z) 1_{A^c}(z).$$

When $z \in A$ the above can be simplified to

$$\xi_{\mathcal{K}}(x, z) = \sum_{k=1}^{\infty} \xi_k(x, z) \mathbb{P}[K \geq k]. \quad (6)$$

Finally, we obtain the density of the proposal Z given x as the density of the direction Φ times the density of Z given x and the direction Φ (the explicit formula can be obtained via d -dimensional spherical coordinates).

$$q_{\mathcal{K}}(x, z) = \|z - x\|^{1-d} \xi_{\mathcal{K}}(x, z) \cdot \int_0^{\infty} q\left(\frac{z - x}{\|z - x\|} r\right) r^{d-1} dr.$$

As the proposal q and the densities ξ_k (for all k) are symmetric, so is $\xi_{\mathcal{K}}$ and so is the skipping proposal $q_{\mathcal{K}}$, whenever $x, z \in A$.

Since any proposal $Z \in A^c$ is almost surely rejected if $x \in A$, Algorithm 1 is a well defined Metropolis-class algorithm on A , i.e. it is equivalent to $\text{MH}(\pi, q_{\mathcal{K}})$ on the domain A .

(ii) As noted above, if $K = 1$ then Algorithm 1 reduces to $\text{MH}(\pi, q)$. From (6) we therefore have

$$\xi_{\mathcal{K}}(x, z) = \sum_{k=1}^{\infty} \xi_k(x, z) \mathbb{P}[K \geq k] \geq \xi_1(x, z) \cdot 1$$

which again translates to the desired statement about proposal densities. \square

3 Theoretical results

For completeness of the discussion below we provide the following definitions, further details of which may be found in [18]. A Markov chain $X_0, X_1 \dots$ is π -irreducible if for every $x \in \mathbb{R}^d$ and every $D \subset \mathbb{R}^d$ with $\pi(D) > 0$ we have

$$\mathbb{P}_x \left[\bigcup_{n \in \mathbb{Z}_{>0}} \{X_n \in D\} \right] > 0.$$

Further, if $\mathbb{P}_x \left[\bigcup_{n \in \mathbb{Z}_{>0}} \{X_n \in D\} \right] = 1$ for every $x \in B$ and every $D \subset B$ with $\pi(D) > 0$ we say that X_0, X_1, \dots is *Harris recurrent on B* . A set B is *absorbing* for a Markov chain with transition kernel P if $P(x, B) = 1$ holds for all $x \in B$. Note that an absorbing set B gives rise to a Markov chain evolving on B whose transition kernel is simply P restricted to B (see [18, Theorem 4.2.4]).

It is clear that $\text{supp}(\pi) = \{x \in \mathbb{R}^d : \pi(x) > 0\}$ is an absorbing set for the Metropolis algorithm with target π , and is a natural space of realisations of the chain. In what follows we always consider the chain to evolve on this set. In practice this simply means that Algorithm 1 should be initiated at a point $X_0 = x$ satisfying $\pi(x) > 0$. We have

Theorem 3.1 (SLLN). *Suppose that $\text{MH}(\pi, q)$ restricted to $\text{supp}(\pi)$ is π -irreducible. Then $\text{MH}(\pi, q_{\mathcal{K}})$ restricted to $A = \text{supp}(\pi)$ is also π -irreducible and Harris recurrent. Moreover, the Strong Law of Large Numbers holds: if $\{X_i\}_{i \in \mathbb{Z}_{>0}}$ is the skipping sampler (generated by Algorithm 1) initiated at $X_0 = x \in A$, then for every π -integrable function f we have*

$$\lim_{n \rightarrow \infty} \frac{1}{n} \sum_{i=0}^n f(X_i) = \int_{\mathbb{R}^d} f(x) \pi(x) dx.$$

The conditions of Theorem 3.1, which are mild, are discussed in Section 4. There are also cases where $\text{MH}(\pi, q)$ is not irreducible but $\text{MH}(\pi, q_{\mathcal{K}})$ is, for instance when the dimension $d = 1$, q is a random walk proposal with finite support, and A^c is an interval too wide to be crossed by a single random walk step, but which can be skipped across.

The statement of the second main result uses some additional notation (for further details see [27]). Consider the Hilbert space $L^2(\pi)$ of square-integrable functions with respect to π , equipped with the inner product (for $f, g \in L^2(\pi)$)

$$\langle f, g \rangle := \int_{\mathbb{R}^d} f(x) g(x) \pi(x) dx = \int_A f(x) g(x) \pi(x) dx.$$

Since all Metropolis-class chains are time reversible, the Markov kernel of $\text{MH}(\pi, q)$ defines a bounded self-adjoint linear operator P on $L^2(\pi)$, defined for $f \in L^2(\pi)$ via

$$Pf(x) := \int_{\mathbb{R}^d} f(y) \alpha(x, y) q(y - x) dy + \left(1 - \int_{\mathbb{R}^d} \alpha(x, y) q(y - x) dy\right) f(x).$$

If P is irreducible then its operator norm is $\|P\| = 1$, with $f \equiv 1$ as the unique eigenfunction for the eigenvalue 1, and the spectral gap of P is defined to be $\lambda := 1 - \sup_{\|f\|=1, \pi(f)=0} \langle Pf, f \rangle$.

Theorem 3.2. *Under the conditions of Theorem 3.1, denoting respectively by P and P_K the Markov kernels of $\text{MH}(\pi, q)$ and $\text{MH}(\pi, q_K)$ restricted to $A = \text{supp}(\pi)$, the following statements hold:*

- i) *For every $f \in L^2(\pi)$ we have $\langle P_K f, f \rangle \leq \langle P f, f \rangle$;*
- ii) *If $\text{MH}(\pi, q)$ has a non-zero spectral gap λ , then $\text{MH}(\pi, q_K)$ also has a non-zero spectral gap λ_K that satisfies $\lambda_K \geq \lambda$;*
- iii) *If the central limit theorem (CLT) holds for $\text{MH}(\pi, q)$ and function f with asymptotic variance $\sigma^2(f)$, that is*

$$\sqrt{n} \left(\frac{1}{n} \sum_{i=0}^n f(X_i) - \pi(f) \right) \longrightarrow N(0, \sigma^2(f))$$

in distribution, then the CLT also holds for $\text{MH}(\pi, q_K)$ and the same function f , with asymptotic variance $\sigma_K^2(f)$ satisfying $\sigma_K^2(f) \leq \sigma^2(f)$.

The inequality at point (i) of Theorem 3.2 gives a useful way to compare performance and mixing of different Markov kernels. Indeed, one can define an extension of the Peskun partial ordering (see [24] and [19, 20, 37]) on the family of bounded self-adjoint linear operators on $L^2(\pi)$ by setting $P_1 \geq P_2$ whenever $\langle P_1 f, f \rangle \leq \langle P_2 f, f \rangle$ holds for all $f \in L^2(\pi)$.

Intuitively, point (ii) of Theorem 3.2 means that the skipping sampler mixes faster than the classical random walk Metropolis, i.e., converges to stationarity in fewer steps. As explained in Section 2.1 of [30] the speed of convergence to stationarity can also be measured by other analytical quantities of the form $\inf_{f \in \mathcal{M}} \langle (I - P)f, f \rangle$ for some subset \mathcal{M} of $L^2(\pi)$; it is straightforward to modify Theorem 3.2 accordingly. In the case of the spectral gap presented above we have $\mathcal{M} = \{f \in L^2(\pi) : \pi(f) = 0 \text{ and } \pi(f^2) = 1\}$. It follows from point (iii) that in stationarity, the samples produced by the skipping sampler are at least as good for estimating $\pi(f)$ as those generated by RWM.

Sufficient conditions for parts (ii) and (iii) of Theorem 3.2 have been studied in the literature. An aperiodic reversible Markov chain has a non-zero spectral gap if and only if it is geometrically ergodic (see [27]). The authors in [9, 16, 29] explore when this occurs for random walk Metropolis algorithms. The CLT holds essentially for all $f \in L^2(\pi)$ under the assumption of geometric ergodicity (see [28, Section 5]), but also holds more generally (see [10]).

4 Implementation and extensions

Implementing Algorithm 1 involves two choices, an underlying proposal density q and a halting index \mathcal{K} , which are discussed respectively in Sections 4.1 and 4.2. An alternative to Algorithm 1 using a ‘doubling trick’ for greater computational efficiency is given in Section 4.3.

4.1 Choice of q

4.1.1 Theoretical considerations.

In addition to Assumptions 1–3, to ensure that the SLLN holds (Theorem 3.1) we require $\text{MH}(\pi, q)$ to be π -irreducible. This holds, for example, when π is continuous and bounded and q is everywhere positive. It also holds if the interior of A is (non-empty) connected and there exist $\delta, \epsilon > 0$ such that $q(x) > \epsilon > 0$ whenever $|x| < \delta$ (see [36, Section 2.3.2]).

4.1.2 Computational aspects.

For sampling of the i.i.d. radial increments R_1, R_2, \dots , it is desirable to choose q such that samples may be drawn efficiently from

$$|Y - X| \text{ conditional on } \Phi = \frac{Y - X}{|Y - X|} = \varphi, \tag{7}$$

for all $\varphi \in \mathbb{S}^{d-1}$. Convenient cases include when q is radially symmetric so that conditioning is not required, or when $q \sim \mathcal{N}(0, \Sigma)$ for some $d \times d$ covariance matrix Σ , so that, given direction φ , each increment R_i follows a Generalized Gamma distribution with density

$$\frac{(\varphi^T \Sigma^{-1} \varphi)^{d/2}}{2^{d/2-1} \Gamma(\frac{d}{2})} r^{d-1} e^{-(\varphi^T \Sigma^{-1} \varphi) \frac{r^2}{2}}.$$

Alternatively one may specify q indirectly by choosing the unconditional distribution of Φ and the conditional distribution of $R := |Y - X|$ given Φ , then checking that the conditions of Theorem 3.1 are satisfied.

If sampling from the distribution (7) is computationally expensive, however, the sampler may be modified by setting all R_k equal to R , so that only a single sample is required to generate a proposal and the skipping chain keeps moving in the direction Φ with jumps of equal size. While this modification would not change the mean distance $|Z_m - Z_0| = \sum_{i=1}^m R_i$ covered by m steps of the skipping chain, it would increase its variance to $m^2 \text{Var}(R)$. We note that such estimates are more relevant when some a priori knowledge exists of the target density and its support, which we do not assume in general. In the latter case large deviations estimates may also be informative, since in the i.i.d. case (Algorithm 1) we have for large m :

$$\mathbb{P} \left(\sum_{k=1}^m R_i \geq m\theta \right) \approx \exp(-mI(\theta)),$$

where $I(r) = \sup_{\theta > 0} [\theta r - \lambda(\theta)]$ is the Legendre-Fenchel transform of R , provided that R has finite logarithmic moment generating function, i.e. $\lambda(\theta) = \ln \mathbb{E}[\exp(\theta R)] < \infty$ for all $\theta \in \mathbb{R}$.

4.1.3 Angular part.

If the geometry of A is known, the angular part of the underlying proposal may be chosen to favour certain directions in comparison to others, for example by tailoring the covariance matrix in a normal proposal $q \sim \mathcal{N}(0, \Sigma)$. This may be useful in high dimensional problems where otherwise, with high probability, the skipping chain may fail to re-enter A .

Although beyond the scope of this paper, in the absence of geometric knowledge of A other information, for instance the history of the chain, may be used in an online fashion to make the angular part of the underlying proposal density dependent on the chain's current location. It is not difficult to show that if the distance increment retains the properties used in the proof of Proposition 2.1, then the acceptance ratio (2) depends additionally on the ratio of the angular densities. Denoting by $q_\varphi(x, \phi)$ the density of direction ϕ at the location x , for $\Phi = \frac{Y_{n+1} - X_n}{|Y_{n+1} - X_n|}$ the acceptance probability then equals

$$\alpha(X_n, Y_{n+1}) = \min \left(1, \frac{\pi(Y_{n+1}) q_\varphi(Y_{n+1}, -\Phi)}{\pi(X_n) q_\varphi(X_n, \Phi)} \right).$$

4.2 Choice of \mathcal{K}

Note first that in the general case (when nothing is known about the support A of π) the halting index K must be a bounded random variable, otherwise Assumption 3 may not hold. Whether or not anything is known about A , the simplest choice is a nonrandom halting index $K \equiv k_s \in \mathbb{Z}_{>0}$. This choice is convenient for parallelisation since k_s skips can be sampled in parallel, resulting in the same speed as RWM at the expense of a higher memory requirement. In order to guarantee irreducibility of the skipping proposal $q_{\mathcal{K}}$, the support of R should in this case be \mathbb{R} .

An unbounded distribution \mathcal{K} may be taken (or simply $K \equiv \infty$) if A^c is known to be bounded. If \mathcal{K} has finite mean, the average computational cost of each skipping chain is then limited. Further, in this case the doubling trick of Section 4.3 can mitigate the computational cost of long skipping chains.

If information is available about the geometry of A then, mutatis mutandis, the halting index distribution may be made direction-dependent using a parametric family of distributions $\mathcal{K}_\Phi := \{\mathcal{K}_\varphi : \varphi \in \mathbb{S}^{d-1}\}$. In this case, to preserve symmetry it is necessary that $\mathcal{K}_\varphi = \mathcal{K}_{-\varphi}$ for each $\varphi \in \mathbb{S}^{d-1}$.

4.3 The doubling trick

For clarity of exposition we first assume that A^c is convex. From (4), the state Z_k of the skipping chain is the partial sum $x + \Phi \sum_{i=1}^k R_i$, where the R_i are iid and $R_1 = |Y - x|$. Recalling (5), define

$$T_A(\omega) := \min\{k \geq 1 : Z_k(\omega) \in A\}, \quad (8)$$

$$S_A(\omega) := \min\{k \geq 1 : Z_{2k-1}(\omega) \in A\}. \quad (9)$$

The convexity of A^c induces an ordering on the skipping chain, in the sense that

$$\begin{cases} Z_k \in A^c, & k < T_A, \\ Z_k \in A, & k \geq T_A. \end{cases} \quad (10)$$

If $T_A < K$ then Algorithm 1 evaluates T_A by sampling the partial sums $(Z_k)_{k \geq 1}$ sequentially. The following alternative implementation evaluates T_A significantly faster, in order $\log_2 T_A$ steps. It requires that for any k , the

sum $\sum_{i=1}^k R_i$ may be sampled directly, both unconditionally and given the value of $\sum_{i=1}^{2k} R_i$, at a comparable cost to sampling R_1 . This is possible, for example, when the R_i are exponentially distributed.

The idea is to search forward through the exponential subsequence $Z_1, Z_3, Z_7 \dots Z_{2^k-1}, \dots$ until $k = \tilde{k} = S_A$ (so that $Z_{2^{\tilde{k}-1}} \in A$), and then to perform a logarithmic search [23] of the sequence $Z_{2^{\tilde{k}-1}-1}, \dots, Z_{2^{\tilde{k}-1}}$ to identify T_A . That is, sample Z_m for $m = 2^{\tilde{k}-1} - 1 + 2^{\tilde{k}-2}$ and then, depending on whether or not it lies in A , reduce the search to either the sequence $Z_{2^{\tilde{k}-1}-1}, \dots, Z_{2^{\tilde{k}-1}-1+2^{\tilde{k}-2}}$ or the sequence $Z_{2^{\tilde{k}-1}-1+2^{\tilde{k}-2}}, \dots, Z_{2^{\tilde{k}-1}}$, repeating until T_A is found.

For generalisations of this trick, note first that the doubling trick can be used only to accelerate skipping over a convex subset $B \subset A^c$, so that we only add a single distance increment at a time while the skipping chain is in $A^c \setminus B$, and use the doubling trick while in B . The idea may then be applied to a maximal convex subset of A^c , provided that such a subset is known. Then note that if B_1, \dots, B_{n_B} are all convex subsets of A^c , the doubling trick may be used to traverse each convex subset B_i in turn, if needed. Thus the idea may be applied to an inner approximation of A^c by a union of balls, for example.

5 Numerical examples

In order to motivate some applications, Section 5.1 begins with a general discussion of targets for which the skipping sampler offers an advantage over RWM. The numerical example of Section 5.2, in the context of rare event sampling, illustrates an improvement in exploration achieved by our method. Then, in an application to optimisation, Section 5.3 provides quantitative examples of performance improvements obtained when the skipping sampler is used as a subroutine in probabilistic methods for non-convex optimisation.

5.1 General considerations

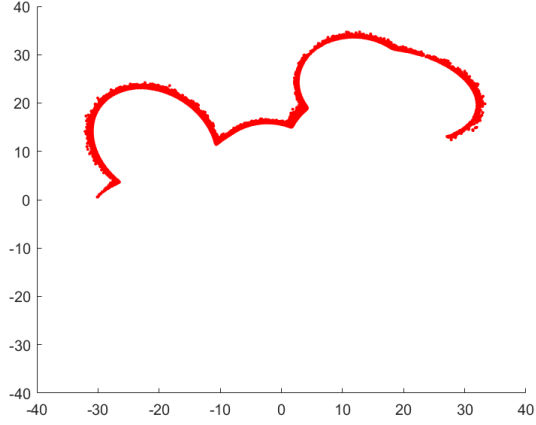
Note firstly that in Algorithm 1, if the initial proposal Y lay in A^c then it would be rejected by the RWM algorithm, but instead it is reused. Thus skipping offers an advantage over RWM if the initial proposal Y regularly lies in A^c . Secondly, when $Y \in A^c$ the skipping proposal Z of Algorithm 1 needs regularly to be accepted (which in turn necessitates $Z \in A$). By construction (since Z lies beyond Y on the straight line between the current state $X_n \in A$ of the chain and $Y \in A^c$), this requires the support A of the target to be non-convex.

The dimension d also plays a key role. Considering an example where the support A is the union of two disjoint balls in \mathbb{R}^d , by increasing d we reduce the probability that $Z \in A$. When this probability is small, performance is comparable to that of RWM. Nevertheless, in the next section we show that in special cases the sampler can be beneficial even in high dimension.

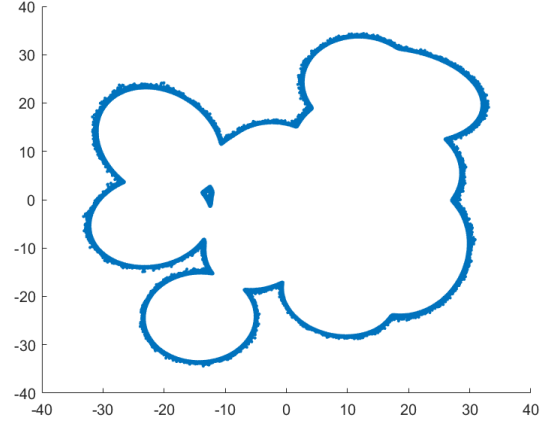
5.2 Intrinsic tails of a target

The aim in this example is to sample rare points under a complex density ρ on \mathbb{R}^d , by sampling from its intrinsic tail or sub-level set $A = \{x \in \mathbb{R}^d \mid \rho(x) \leq a\}$ for some $a > 0$. As an illustration let ρ be a mixture of $m = 20$ Gaussian distributions, with randomly drawn means, covariances and mixture coefficients. We use the tails given by the levels $a = e^{-30}$ and $a = e^{-350}$ respectively for dimensions $d = 2$ and $d = 50$. In the case $d = 2$, a visual illustration of Theorem 3.2 is provided by plotting comparisons of the exploration achieved in 10^5 steps of RWM and the skipping sampler respectively. Since the superlevel sets of a finite Gaussian mixture are bounded, in this example we may take the halting index $K = \infty$.

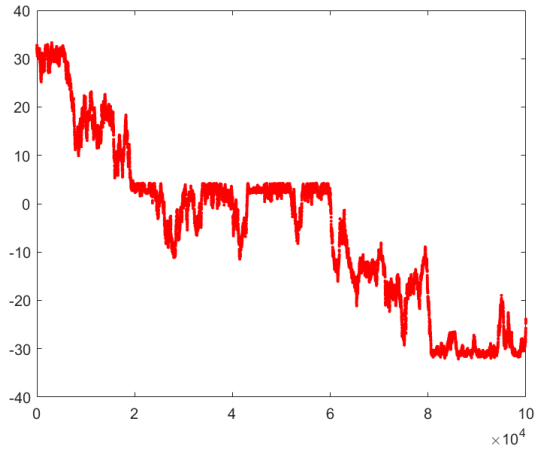
Figure 2 (a)-(b) illustrate that, because of the density's exponential decay, samples from its tail are concentrated around the boundary ∂A of A . Figure 2 (c)-(d) compare the trajectories of the first coordinate of the chain, showing that while RWM diffuses around ∂A , the skipping sampler regularly passes through A^c . Indeed, almost 20% of the skipping chain's steps were such 'skips' through A^c . The fact that proposals are often re-used rather than rejected is well illustrated by the acceptance rates, which are 24% and 43% for RWM and the skipping sampler respectively. Further, ∂A is disconnected. While the 'inner' component is not visited by RWM in this sample, the skipping sampler regularly passes through A^c to visit both components, thus exploring ∂A more quickly.



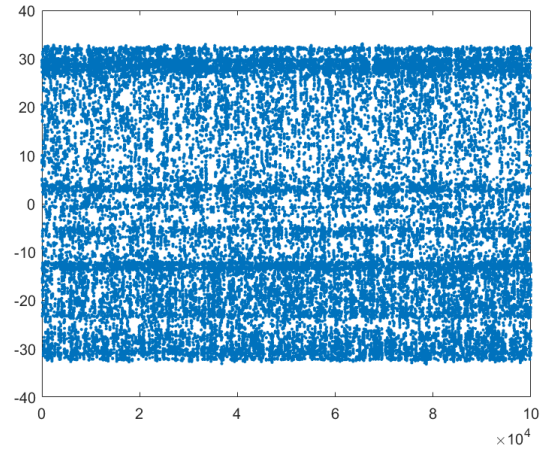
(a) Scatter plot of RWM trajectory



(b) Scatter plot of skipping sampler trajectory



(c) First coordinate trajectory of RWM



(d) First coordinate trajectory of skipping sampler

Figure 2: Comparison of RWM and skipping sampler in dimension 2.

Figure 3 shows the evolution of the chain's first coordinate in the case $d = 50$. While the boundary of A cannot be easily visualised here, the faster mixing of the skipping sampler is again apparent. The successful re-use of proposals by skipping across A^c again constituted approximately 20% of the chain's steps, suggesting superdiffusive exploration, while the respective acceptance rates were 26% (for RWM) and 44%.

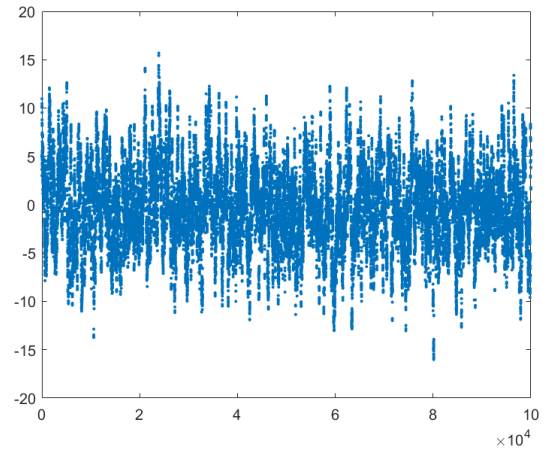
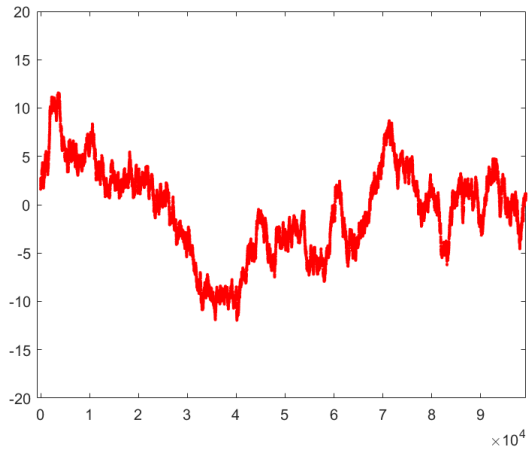


Figure 3: First coordinate trajectory comparison for RWM (left) and skipping sampler (right) in dimension 50.

5.3 Applications to optimisation

A large number of methods have been developed to address the challenging problem of finding the global minima for a non-convex function, including several probabilistic methods and heuristics, among which simulated annealing [11], multistart [7, 15], basin-hopping [13, 39], and random search [31].

In this section we illustrate how the skipping sampler can be used in difficult low-dimensional examples to either bias the choice of initial points of such methods, or as a subroutine, in order to improve exploration. Below we consider an optimisation problem in \mathbb{R}^d of the form

$$\min f(\mathbf{x}) \quad \text{s.t. } \mathbf{x} \in D := \prod_{i=1}^d [l_i, u_i], \quad (11)$$

and consider as the target density the Boltzmann distribution with temperature $T \geq 0$ and energy function f , conditioned on the region D , that is

$$\pi(\mathbf{x}) \propto \exp(-f(\mathbf{x})/T) \mathbf{1}_{\{\mathbf{x} \in D\}}. \quad (12)$$

5.3.1 Monotonic skipping sampler

While outside the scope of our theoretical analysis, a variation on Algorithm 1 is one in which the support A is not constant. In particular, defining the level sets $S(X_n) = \{\mathbf{x} \in \mathbb{R}^d : f(\mathbf{x}) < f(X_n)\}$, a *monotonic skipping sampler (MSS)* may be defined in which the support at the n -th step of Algorithm 1 is $A_n := S(X_n) \cap D$ (setting $A_0 := D$), and the target density $\pi = \pi_n$ is uniform on A_n . That is, only downward moves (Markov chain transitions with $f(X_{n+1}) \leq f(X_n)$) are accepted. By construction we have $X_n \in A_n$ for each $n \in \mathbb{N}$. Also, since the random subsets $\{A_n\}_{n=1, \dots, m}$ are themselves decreasing with $A_{n+1} \subseteq A_n$ for every n , they contain progressively fewer non-global minima in addition to the global minima of the function f .

In common with the Skipping Sampler where the support A is fixed, the n -th step of the MSS requires no information about the sublevel set $S(X_n)$, just the ability to check whether the proposal Z lies in A_n .

To illustrate a trajectory of the MSS, take f to be the so-called *eggholder function* in dimension $d = 2$, i.e.

$$f_{\text{eggholder}}(\mathbf{x}) := -x_1 \sin\left(\sqrt{|x_1 - x_2 - 47|}\right) - (x_2 + 47) \sin\left(\sqrt{\left|\frac{x_1}{2} + x_2 + 47\right|}\right),$$

an optimisation test function often used in the literature [8], with $D = [-512, 512]^2$. Figure 4 shows some snapshots from a trajectory of the MSS, also indicating the progressively shrinking sublevel sets $A_n = S(X_n) \cap D$. In this subsample the state of the chain (starred marker) is seen to jump four times between different connected components of the sublevel sets (in the subfigures for $n = 67, 84$, and 108), which happens by means of the skipping mechanism.

In Sections 5.3.2 and 5.3.3 we provide numerical examples of performance improvements achieved when the MSS is used as a subroutine in the multistart and basin-hopping optimisation procedures respectively.

5.3.2 Augmented multistart method

Given an optimisation problem of the form (11) with a rough profile and several local minima, a classical strategy to find its global minimum is to restart the local optimisation method of choice at several different points. The multistart method produces the desired number N of initial points by sampling them uniformly at random in $\prod_{i=1}^d [l_i, u_i]$.

Note that in the above setup, f may be set equal to positive infinity outside an arbitrary constraint set. If the set $f^{-1}(\mathbb{R})$ of feasible points has a low volume compared to D then many of the randomly sampled points may lie outside it, making this multistart initialisation procedure inefficient. In this case, recalling the remark on initialisation of Algorithm 1 from Section 2, the MSS is capable of accelerating the search for feasible starting points $\mathbf{x} \in f^{-1}(\mathbb{R})$.

Equally, sampling starting points uniformly at random may not be helpful if the basin of attraction of the global minimum has low volume. We can mitigate both of these issues by “improving” each of the points proposed by the multistart method as follows. Assume N initial points $X_0^{(1)}, \dots, X_0^{(N)}$ have been sampled uniformly at random in $\prod_{i=1}^d [l_i, u_i]$, which need not be feasible. For each $i = 1, \dots, N$, a Markov chain of length m may be generated using the MSS started at $X_0^{(i)}$, returning $X_m^{(i)}$. Algorithm 2 summarises in pseudo-code this MSS-augmented multistart method.

Recalling the discussion in Section 3, note that $f^{-1}(\mathbb{R})$ is an absorbing set for the MSS. Thus each MSS chain is decreasing in the value of the objective function f . In particular, $f(X_0^{(i)}) > f(X_m^{(i)})$ and this augmented multistart procedure results in a greater proportion of feasible points, while each initially feasible point is

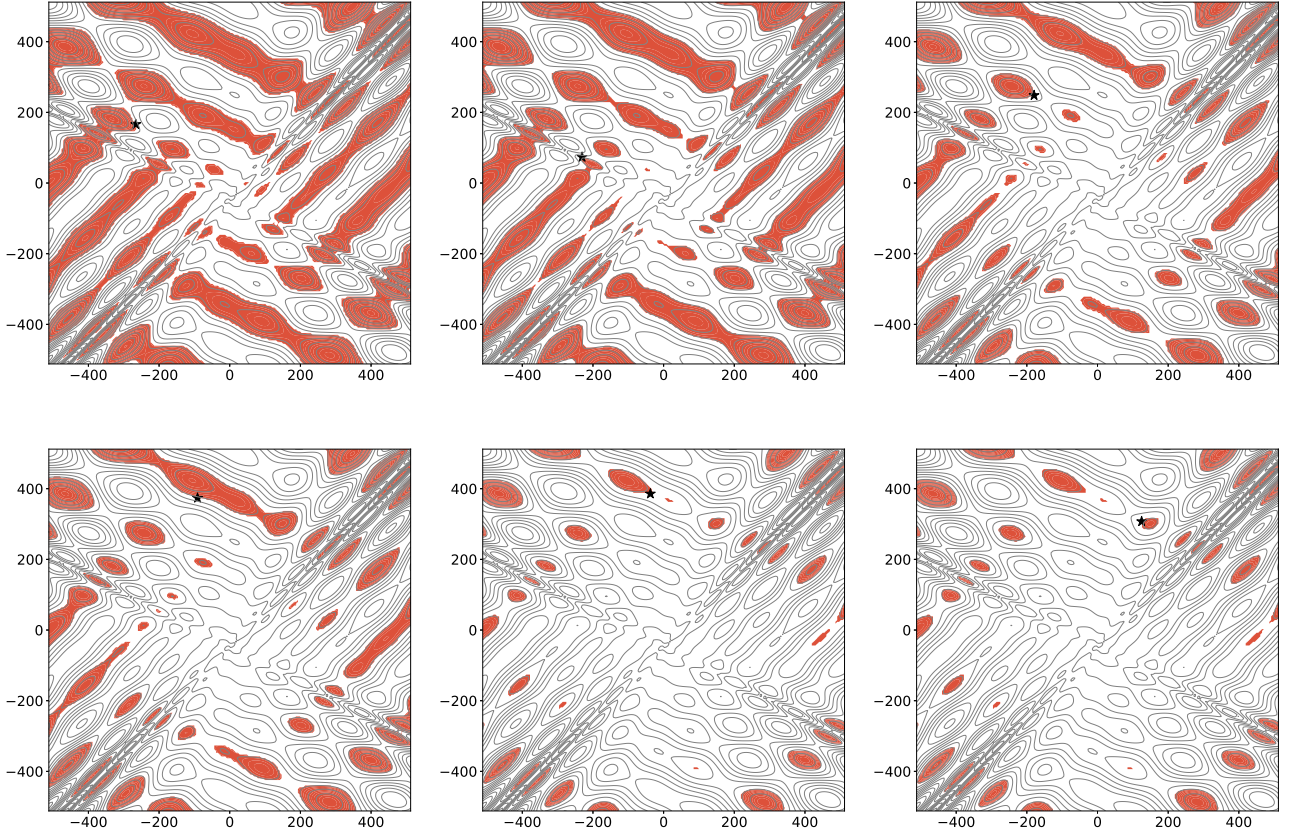


Figure 4: Given a trajectory $(X_n)_{n=0,1,\dots}$ of the MSS started at $X_0 = (-200, 180)$, each subfigure displays the point X_n (starred marker) and corresponding sublevel set $S(X_n)$ (in red) for $n = 66, 67, 83$ (first row) and $n = 84, 107, 108$ (second row). There are a total of 54 skipping jumps in this trajectory, which corresponds to 36.0% of the moves. The MSS uses the Gaussian distribution $\mathcal{N}(\mathbf{0}, 2 \cdot I)$ as proposal density and a deterministic halting index $\mathcal{K} = 150$.

Algorithm 2: MMS-augmented multistart method

Input : The number N of initial points and the desired length m of MSS trajectories

- 1 Generate N points uniformly at random $X_0^{(1)}, \dots, X_0^{(N)}$ in $\prod_{i=1}^d [l_i, u_i]$;
 - 2 **for** $i = 1$ **to** N **do**
 - 3 Starting at $X_0^{(i)}$ generate a trajectory of length m using the MSS
 - 4 **end**
 - 5 **return** the endpoints of the MSS trajectories $X_m^{(1)}, \dots, X_m^{(N)}$.
-

improved. Also, by sampling from progressively shrinking sublevel sets, the points returned by the MSS have a higher probability of being in the basin of attraction of the global minimum.

To illustrate the potential of the MSS-augmented multistart method, we present an example again using the eggholder function. We first consider the unconstrained optimisation problem

$$\min f_{\text{eggholder}}(\mathbf{x}) \quad \text{s.t. } \mathbf{x} \in [-512, 512]^2, \quad (13)$$

which has the optimal solution $\mathbf{x}^* = (512, 404.2319)$, attaining the value $f_{\text{eggholder}}(\mathbf{x}^*) = -959.6407$. Averaging over $N = 1000$ runs, in Table 1 we summarize the “goodness” of the N starting points given by the following three methods:

- (i) a vanilla multistart method, i.e., initial points uniformly distributed on $[-512, 512]^2$;
- (ii) the initial points obtained in (i) are evolved for $m = 100$ steps with a RWM with Gaussian proposals with covariance matrix $2 \cdot I$ and the Boltzmann distribution π in (12) with $T = 1.0$ as target distribution;
- (iii) the initial points obtained in (i) are evolved for $m = 100$ steps with the MSS using a deterministic halting index $\mathcal{K} = 200$ and the same Gaussian proposal density as in (ii).

The MSS augmented multistart method effectively biases the initial points towards the global minimum x^* , bringing 65.7% of them in the correct basin of attraction, although at the expense of more function evaluations than the other two methods.

Metric	Vanilla multistart method	Multistart method augmented with m RWM steps	Multistart method augmented with m MSS steps
Average Euclidian distance from the global minimum x^*	719.730	718.088	60.324
Fraction of proposed points in the basin of attraction of the global minimum x^*	0.004	0.008	0.657
Average gap between the optimum $f(x^*)$ and the objective value of the proposed point	459.345	464.464	9.652
Average number of function evaluations per run	41	866	64021
Running time (sec/run)	0.0023	0.0492	0.6065

Table 1: Comparison of the quality of the starting points returned by the three variants of the multistart when solving the optimisation problem (13). The results are averaged over $N = 1000$ samples. The RWM and MSS variants both use trajectories of length $m = 100$ and the Gaussian proposal density $\mathcal{N}(\mathbf{0}, 2 \cdot I)$. The halting index for MSS was taken to be deterministic and equal to $\mathcal{K} = 200$. The acceptance probabilities for the RWM are evaluated w.r.t. the target distribution (12) with $T = 1.0$.

5.3.3 Skipping sampler as basin-hopping subroutine

Besides significantly improving the multistart method, the skipping sampler can also be used to improve state-of-the-art stochastic techniques for non-convex optimisation, in particular the so-called *basin-hopping method*. In this subsection we explore this novel idea, although the implementation details and a systematic comparison with other global optimisation routines are left for future work.

Basin-hopping is a global optimisation technique proposed in [39], which at each stage combines a random perturbation of the current point, local optimisation, and an acceptance/rejection step. The random perturbation consists of i.i.d. uniform simultaneous perturbations in each of the coordinates, that is, a random walk step. The stopping criterion for this iterative procedure is often either when no improvement is observed over a certain window, or a maximum number of function evaluations.

The random walk step may be replaced by a step from the MSS. That is, at step n , given the current point X_n we first perform a local optimisation procedure to obtain a new point Y_{n-1} and then sample the next point X_{n+1} from the sublevel set $S(Y_{n-1}) \cap D$ using MSS. This idea is summarised in the pseudo-code presented in Algorithm 3.

Algorithm 3: Basin-hopping method with MSS as subroutine

Input : An initial point $X_0 \in \prod_{i=1}^d [l_i, u_i]$, not necessarily feasible

- 1 Set $n = 1$;
- 2 **while** *basin-hopping stopping criterion is not satisfied* **do**
- 3 Perform a local optimisation step started at X_{n-1} to obtain a new point Y_{n-1} ;
- 4 Perform a single step of the MSS started at Y_{n-1} , obtaining a new point X_n ;
- 5 Increment the index n by one;
- 6 **end**
- 7 **return** The last point X_n .

The MSS variant of the basin-hopping method is related to the monotonic sequence basin-hopping (MSBH) proposed in [13], which also accepts only new points in $S(Y_{n-1}) \cap D$. However MSBH uses only local uniform perturbations and thus faces the same exploration challenges as RWM when $S(Y_{n-1}) \cap D$ is disconnected.

In Table 2, we compare the performance of classic basin-hopping and of the MSBH with the proposed MSS variant. The MSS subroutine leads to 54.4% of the initial (uniformly distributed) points converging to the basin of attraction of the global minimum x^* . This sharp improvement with respect to classic basin-hopping (which has a corresponding success rate of only 2.2%) only requires ten times more function evaluations.

We remark that in many of our numerical experiments, the local optimisation step was often not necessary, due to the intrinsic features of the MSS to always (very often, respectively) propose points yielding strictly lower values of f . This suggests that the MSS can be used to solve global (possibly constrained) optimisation problems directly, without invoking at every step an (often costly) local optimisation method. This novel approach to global optimisation would require no assumptions on the regularity of the objective function f or feasible region, and no calculations of the Jacobian or Hessian. However, the development of an efficient optimisation algorithm leveraging this idea requires careful implementation and is left for future work.

Metric	Classic basin-hopping method (with uniform displacement as subroutine)	Monotonic sequence basin-hopping method (with uniform displacement as subroutine)	Basin-hopping method with MSS as subroutine
Fraction of proposed points in the basin of attraction of the global minimum x^*	0.022	0.017	0.544
Average Euclidian distance from global minimum x^*	712.68	715.01	21.87
Average gap between the optimum $f(x^*)$ and the objective value of the proposed point	435.20	420.47	1.69
Average number of function evaluations	2096	861	20712
Running time (sec/run)	0.1388	0.0704	0.3947

Table 2: Performance comparison of the three basin-hopping variants using different subroutines averaged over $N = 1000$ samples for trajectories of length $m = 100$. The underlying proposal used for MSS is a standard Gaussian distribution $\mathcal{N}(\mathbf{0}, I)$ and the uniform displacement of the other two methods is scaled to have the same standard deviation. The halting index for MSS was taken to be deterministic and equal to $\mathcal{K} = 200$. The acceptance probabilities for the classic basin-hopping method are evaluated w.r.t. the target distribution (12) with $T = 1.0$.

6 Proofs

6.1 Proof of Theorem 3.1

Denote respectively by $\{Y_m\}_{m \geq 1}$ and $\{X_n\}_{n \geq 1}$ the proposals generated by the $\text{MH}(\pi, q)$ algorithm and the Markov chain returned by the algorithm. Writing $\mathcal{A}_n := \bigcap_{i=1}^n \{X_i = Y_i\}$ for the event that the first n proposals of $\text{MH}(\pi, q)$ are all accepted, we have

Lemma 6.1. *If the chain $\text{MH}(\pi, q)$ restricted to $\text{supp}(\pi)$ is π -irreducible then $\mathbb{P}_x(\mathcal{A}_m) > 0$ for all $m \geq 1$.*

Proof. Supposing otherwise for a contradiction, let n be the smallest integer such that $\mathbb{P}_x(\mathcal{A}_n) = 0$. Clearly $n \geq 2$, since otherwise, \mathbb{P}_x -almost surely we have $X_k = X_0$ for all $k \geq 1$, contradicting the assumption of π -irreducibility. Therefore $\mathbb{P}_x(\mathcal{A}_{n-1}) > 0$ and we may write p for the density of X_{n-1} conditional on the event \mathcal{A}_{n-1} . Then by the Markov property we have

$$0 = \mathbb{P}_x(\mathcal{A}_{n-1}) \mathbb{P}_x(\mathcal{A}_n | \mathcal{A}_{n-1}) = \mathbb{P}_x(\mathcal{A}_{n-1}) \int_{\text{supp}(p)} p(x) \mathbb{P}_x(\mathcal{A}_1) dx,$$

so that $\mathbb{P}_y(\mathcal{A}_1) = 0$ for some $y \in \text{supp}(p)$. Arguing as above, this contradicts the assumption of π -irreducibility. \square

Denote the Markov kernels of the chains generated by $\text{MH}(\pi, q)$ and $\text{MH}(\pi, q_{\mathcal{K}})$ by P and $P_{\mathcal{K}}$ respectively. Also let $\{X'_n\}_{n \geq 1}$ be the jump chain associated with X (that is, the subsequence of $\{X_n\}_{n \geq 1}$ given by excluding all X_m which satisfy $X_m = X_{m-1}$).

Lemma 6.2. *For all $x \in A = \text{supp}(\pi)$, $n \in \mathbb{Z}_{>0}$ and all $B \subset A$ the following inequality holds:*

$$\begin{aligned} P_{\mathcal{K}}^n(x, B) &\geq \mathbb{P}_x(\{X_n \in B\} \cap \mathcal{A}_n) \\ &= \mathbb{P}_x(\{X_n \in B\} | \mathcal{A}_n) \mathbb{P}_x(\mathcal{A}_n) \\ &= \mathbb{P}_x(X'_n \in B) \mathbb{P}_x(\mathcal{A}_n). \end{aligned} \tag{14}$$

Proof. Note first that the equalities in (14) follow by definition of the jump chain. We will prove the inequality in (14) by induction on n . Since $\text{supp}(\pi) = A$, Proposition 2.1 (ii) gives

$$\begin{aligned} P_{\mathcal{K}}(x, B) &\geq \int_B \alpha(x, z) q_{\mathcal{K}}(x, z) dz \\ &\geq \int_B \alpha(x, z) q(z - x) dz \\ &= \mathbb{P}_x(\{X_1 \in B\} \cap \mathcal{A}_1). \end{aligned}$$

Assume now the statement holds for some $n \in \mathbb{Z}_{>0}$ and let us prove it for $n + 1$. We argue using the induction hypothesis and Proposition 2.1 (ii) again:

$$\begin{aligned} P_{\mathcal{K}}^{n+1}(x, B) &= \int_A P_{\mathcal{K}}^n(z, B) P_{\mathcal{K}}(x, dz) \\ &\geq \int_A P_{\mathcal{K}}^n(z, B) \alpha(x, z) q_{\mathcal{K}}(x, z) dz \\ &\geq \int_A P_{\mathcal{K}}^n(z, B) \alpha(x, z) q(z - x) dz \\ &\geq \int_A \mathbb{P}_z(\{X_n \in B\} \cap \mathcal{A}_n) \alpha(x, z) q(z - x) dz \\ &= \mathbb{P}_x(\{X_{n+1} \in B\} \cap \mathcal{A}_{n+1}). \end{aligned} \quad \square$$

Proof of Theorem 3.1. Take $B \subseteq A = \text{supp}(\pi)$ such that $\pi(B) > 0$, $x \in A$ and let $\{X_n\}_{n \geq 1}$ be $\text{MH}(\pi, q)$ started at $X_0 = x$. Since $\text{MH}(\pi, q)$ is π -irreducible there exists an integer $n \in \mathbb{Z}_{>0}$ such that $\mathbb{P}_x(X_n \in B) > 0$. Let S_n be the number of rejections which occur in the generation of $\{X_m\}_{1 \leq m \leq n}$. Then

$$0 < \mathbb{P}_x(X_n \in B) = \sum_{i=0}^n \mathbb{P}_x(X_n \in B, S_n = i).$$

For some $j \in \{1, \dots, n\}$ we therefore have

$$\mathbb{P}_x(X_n \in B, S_n = j) > 0,$$

so that

$$\begin{aligned} P_{\mathcal{K}}^{n-j}(x, B) &\geq \mathbb{P}_x(X'_{n-j} \in B) \mathbb{P}_x(\mathcal{A}_{n-j}) \\ &\geq \mathbb{P}_x(X_n \in B, R_n = j) \mathbb{P}_x(\mathcal{A}_{n-j}) \\ &> 0, \end{aligned}$$

where the first inequality follows from Lemma 6.2, the second by definition of the jump chain, and the third by Lemma 6.1. The skipping chain $\text{MH}(\pi, q_{\mathcal{K}})$ is therefore π -irreducible, and thus is Harris recurrent by [36, Corollary 2]. Furthermore, [18, Theorem 10.0.1] yields that π is its unique invariant probability measure. Finally, the SLLN holds for all π -integrable functions by Harris recurrence and [18, Theorem 17.1.7]. \square

6.2 Proof of Theorem 3.2

To prove Theorem 3.2, we will make use of the following lemma, whose proof is omitted.

Lemma 6.3 (Integration with respect to a symmetric joint density). *Consider a symmetric density $\Delta : \mathbb{R}^d \times \mathbb{R}^d \rightarrow [0, +\infty)$ and a subset $B \subseteq \mathbb{R}^d$. For every $f \in L^2(\Delta)$ the following identity holds:*

$$\int_B \int_B \frac{f(x)^2 + f(y)^2}{2} \Delta(x, y) dy dx = \int_B f(x)^2 \left(\int_B \Delta(x, y) dy \right) dx.$$

Proof of Theorem 3.2. (i) For any $f \in L^2(\pi)$ the desired inequality $\langle P_{\mathcal{K}} f, f \rangle \leq \langle P f, f \rangle$ can be written more explicitly as

$$\int_{\mathbb{R}^d} f(x) \left(\left(\int_{\mathbb{R}^d} f(y) \alpha(x, y) (q_{\mathcal{K}}(x, y) - q(y - x)) dy \right) + f(x) (r_{\mathcal{K}}(x) - r(x)) \right) \pi(x) dx \leq 0,$$

where we respectively denote by $r(x)$ and $r_{\mathcal{K}}(x)$ the rejection probabilities starting at point x of $\text{MH}(\rho, q)$ and $\text{MH}(\rho, q_{\mathcal{K}})$, i.e., $r(x) := 1 - \int_{\mathbb{R}^d} \alpha(x, y) q(y - x) dy$ and analogously for $r_{\mathcal{K}}(x)$. Above Inequality holds provided that we establish the following one:

$$\int_{\mathbb{R}^d} f(x) \left(\int_{\mathbb{R}^d} f(y) \alpha(x, y) (q_{\mathcal{K}}(x, y) - q(y - x)) dy \right) \pi(x) dx \leq \int_{\mathbb{R}^d} f^2(x) (r(x) - r_{\mathcal{K}}(x)) \pi(x) dx. \quad (15)$$

Then considering the LHS of (15) and Proposition 2.1 (ii) we have:

$$\begin{aligned} & \int_{\mathbb{R}^d} f(x) \left(\int_{\mathbb{R}^d} f(y) \alpha(x, y) (q_{\mathcal{K}}(x, y) - q(y - x)) dy \right) \pi(x) dx \\ &= \int_A \int_A f(y) f(x) \alpha(x, y) \pi(x) (q_{\mathcal{K}}(x, y) - q(y - x)) dy dx \\ &\leq \int_A \int_A \frac{f^2(y) + f^2(x)}{2} \alpha(x, y) \pi(x) (q_{\mathcal{K}}(x, y) - q(y - x)) dy dx \\ &\stackrel{(\star)}{=} \int_A \int_A f(x)^2 \alpha(x, y) \pi(x) (q_{\mathcal{K}}(x, y) - q(y - x)) dy dx \\ &= \int_A f(x)^2 \left(\int_A \alpha(x, y) (q_{\mathcal{K}}(x, y) - q(y - x)) dy \right) \pi(x) dx \\ &= \int_{\mathbb{R}^d} f^2(x) (r(x) - r_{\mathcal{K}}(x)) \pi(x) dx. \end{aligned}$$

In this derivation we used (in order) the fact that $\alpha(x, y) = 0$ for $y \in A^c$ by definition of α and π and the classical GM-QM inequality $2f(x)f(y) \leq f(x)^2 + f(y)^2$. Furthermore, equality (\star) holds thanks to Lemma 6.3 by taking $\Delta(x, y) = \alpha(x, y)(q_{\mathcal{K}}(x, y) - q(y - x))\pi(x)$ and $B = A$. The property that $\Delta(x, y) = \Delta(y, x)$ for every $x, y \in A$ readily follows by combining the following two identities that hold for every $x, y \in A$:

$$\begin{aligned} \alpha(x, y)\pi(x) &= \min(\pi(x), \pi(y)) = \alpha(y, x)\pi(y), \quad \text{and} \\ q_{\mathcal{K}}(x, y) - q(y - x) &= q_{\mathcal{K}}(y, x) - q(x - y). \end{aligned}$$

The first identity is an immediate consequence of the definition (3) of α , while the second one follows from Assumption 1 and Proposition 2.1 (i).

(ii) By (i) we have $\langle (I - P_{\mathcal{K}})f, f \rangle \geq \langle (I - P)f, f \rangle$ for all $f \in L^2(\pi)$. The proof follows by $\lambda_{\mathcal{K}} = \inf_{f \in \mathcal{M}} \langle (I - P_{\mathcal{K}})f, f \rangle \geq \inf_{f \in \mathcal{M}} \langle (I - P)f, f \rangle = \lambda$ where $\mathcal{M} = \{f \in L^2(\pi) : \pi(f^2) = 1, \pi(f) = 0\}$.

(iii) This follows by (i) and [20, Theorem 6]. □

Acknowledgements: JM was supported by EPSRC grant EP/P002625/1, JV by EPSRC grants EP/N001974/1 and EP/R022100/1, and AZ by NWO Rubicon grant 680.50.1529. The authors wish to thank Wilfrid Kendall, Krzysztof Łatuszyński and Andrew Duncan for useful discussions. The authors would like to thank the Isaac Newton Institute for Mathematical Sciences for support and hospitality during the programme “Mathematics of Energy Systems” when work on this paper was undertaken. This work was supported by EPSRC grant number EP/R014604/1.

References

- [1] I. Andricioaei, J.E. Straub, and A.F. Voter. Smart darting Monte Carlo. *The Journal of Chemical Physics*, 114(16):6994–7000, 2001.
- [2] Siu-Kui Au and James L Beck. Estimation of small failure probabilities in high dimensions by subset simulation. *Probabilistic engineering mechanics*, 16(4):263–277, 2001.
- [3] R.V. Craiu, J. Rosenthal, and C. Yang. Learn from thy neighbor: Parallel-chain and regional adaptive MCMC. *Journal of the American Statistical Association*, 104(488):1454–1466, 2009.
- [4] C.J. Geyer. Markov Chain Monte Carlo Maximum Likelihood, Computing Science and Statistics. In *Computing science and statistics: Proceedings of 23rd Symposium on the Interface Interface Foundation, Fairfax Station, 1991*, pages 156–163, Fairfax, VA, 1991.
- [5] W.K. Hastings. Monte Carlo sampling methods using Markov chains and their applications. *Biometrika*, 57(1):97–109, 1970.

- [6] C. Holmes, K. Łatuszyński, and E. Pompe. Adaptive MCMC for multimodal distributions. *Technical report*, 2017.
- [7] P. Jain and A. M. Agogino. Global optimization using the multistart method. *Journal of Mechanical Design*, 115(4):770–775, December 1993.
- [8] Momin Jamil and Xin She Yang. A literature survey of benchmark functions for global optimisation problems. *International Journal of Mathematical Modelling and Numerical Optimisation*, 4(2):150, 2013.
- [9] S.F. Jarner and E. Hansen. Geometric ergodicity of Metropolis algorithms. *Stochastic Processes and their Applications*, 85(2):341–361, 2000.
- [10] S.F. Jarner and G.O. Roberts. Polynomial convergence rates of Markov chains. *The Annals of Applied Probability*, 12(1):224–247, 2002.
- [11] S. Kirkpatrick, C. D. Gelatt, and M. P. Vecchi. Optimization by simulated annealing. *Science*, 220(4598):671–680, 1983.
- [12] S. Lan, J. Streets, and B. Shahbaba. Wormhole Hamiltonian Monte Carlo. In *Proceedings of the 28th AAAI Conference on Artificial Intelligence*, pages 1953–1959, 2014.
- [13] Robert H. Leary. Global Optimization on Funneling Landscapes. *Journal of Global Optimization*, 18(4):367–383, 2000.
- [14] J.S. Liu, F. Liang, and W.H. Wong. The multiple-try method and local optimization in Metropolis sampling. *Journal of the American Statistical Association*, 95(449):121–134, 2000.
- [15] Rafael Martí. *Multi-Start Methods*, pages 355–368. Springer US, Boston, MA, 2003.
- [16] K.L. Mengersen and R.L. Tweedie. Rates of convergence of the Hastings and Metropolis algorithms. *The Annals of Statistics*, 24(1):101–121, 1996.
- [17] N. Metropolis, A.W. Rosenbluth, M.N. Rosenbluth, A.H. Teller, and E. Teller. Equation of state calculations by fast computing machines. *Journal of Chemical Physics*, 21(6):1087–1092, 1953.
- [18] S. Meyn and R.L. Tweedie. *Markov chains and stochastic stability*. Cambridge University Press, Cambridge, 2nd edition, 2009.
- [19] A. Mira. Ordering and improving the performance of Monte Carlo Markov chains. *Statistical Science*, pages 340–350, 2001.
- [20] A. Mira and F. Leisen. Covariance ordering for discrete and continuous time Markov chains. *Statistica Sinica*, pages 651–666, 2009.
- [21] J. Moriarty, J. Vogrinc, and A. Zocca. Frequency violations from random disturbances: an MCMC approach. In *2018 IEEE Conference on Decision and Control (CDC)*, pages 1598–1603, Miami Beach, FL, Dec 2018.
- [22] R.M. Neal. Slice sampling. *The Annals of Statistics*, 31(3):705–767, 06 2003.
- [23] G.A. Vijayalakshmi Pai. *Data Structures*. McGraw-Hill Education India, 2008.
- [24] P.H. Peskun. Optimum Monte-carlo sampling using Markov chains. *Biometrika*, 60(3):607–612, 1973.
- [25] Z.S. Qin and J.S. Liu. Multipoint Metropolis method with application to hybrid Monte Carlo. *Journal of Computational Physics*, 172(2):827–840, 2001.
- [26] Christian P Robert, Víctor Elvira, Nick Tawn, and Changye Wu. Accelerating MCMC algorithms. *Wiley Interdisciplinary Reviews: Computational Statistics*, 10(5):e1435, 2018.
- [27] G.O. Roberts and J.S. Rosenthal. Geometric ergodicity and hybrid Markov chains. *Electronic Communications in Probability*, 2:13–25, 1997.
- [28] G.O. Roberts and J.S. Rosenthal. General state space Markov chains and MCMC algorithms. *Probability Surveys*, 1:20–71, 2004.
- [29] G.O. Roberts and R.L. Tweedie. Geometric convergence and central limit theorems for multidimensional Hastings and Metropolis algorithms. *Biometrika*, 83(1):95–110, 1996.
- [30] D. Rudolf and M. Ullrich. Comparison of hit-and-run, slice sampler and random walk metropolis. *Journal of Applied Probability*, 55(4):1186–1202, 2018.

- [31] M. Schumer and K. Steiglitz. Adaptive step size random search. *IEEE Transactions on Automatic Control*, 13(3):270–276, June 1968.
- [32] C. Sminchisescu and M. Welling. Generalized Darting Monte Carlo. In Marina Meila and Xiaotong Shen, editors, *Proceedings of the 11th International Conference on Artificial Intelligence and Statistics*, volume 2 of *Proceedings of Machine Learning Research*, pages 516–523, San Juan, Puerto Rico, 21–24 Mar 2007. PMLR.
- [33] C. Sminchisescu, M. Welling, and G. Hinton. A mode-hopping MCMC sampler. Technical report, Technical Report CSRG-478, University of Toronto, submitted to Machine Learning, 2003.
- [34] R.H. Swendsen and J.S. Wang. Replica Monte Carlo simulation of spin-glasses. *Physical Review Letters*, 57(21):2607, 1986.
- [35] H. Tak, X.-L. Meng, and D.A. van Dyk. A Repelling-Attracting Metropolis Algorithm for Multimodality. *Journal of Computational and Graphical Statistics*, 2018.
- [36] L. Tierney. Markov chains for exploring posterior distributions. *The Annals of Statistics*, 22(4):1701–1762, 1994. With discussion and a rejoinder by the author.
- [37] L. Tierney. A note on Metropolis-Hastings kernels for general state spaces. *The Annals of Applied Probability*, 8(1):1–9, 02 1998.
- [38] H. Tjelmeland and B.K. Hegstad. Mode jumping proposals in MCMC. *Scandinavian Journal of Statistics*, 28(1):205–223, 2001.
- [39] David J. Wales and Jonathan P. K. Doye. Global Optimization by Basin-Hopping and the Lowest Energy Structures of Lennard-Jones Clusters Containing up to 110 Atoms. *The Journal of Physical Chemistry A*, 101(28):5111–5116, 1997.
- [40] G.R. Warnes. *The Normal Kernel Coupler: An adaptive Markov Chain Monte Carlo method for efficiently sampling from multi-modal distributions*. PhD thesis, University of Washington, 2000.