

# Beyond Visual Semantics: Exploring the Role of Scene Text in Image Understanding

Arka Ujjal Dey  
IIT Jodhpur, India  
dey.1@iitj.ac.in

Suman Kumar Ghosh  
University of Rouen, France  
sghosh@cvc.uab.es

Ernest Valveny  
Computer Vision Center  
Barcelona, Spain  
ernest@cvc.uab.es

## Abstract

Images with visual and scene text content are ubiquitous in everyday life. However current image interpretation systems are mostly limited to using only the visual features, neglecting to leverage the scene text content. In this paper we propose to jointly use scene text and visual channels for robust semantic interpretation of images. We undertake the task of matching Advertisement images against their human generated statements that describe the action that the ad prompts and the rationale it provides for taking this action. We extract the scene text and generate semantic and lexical text representations, which are used in the interpretation of the Ad Image. To deal with irrelevant or erroneous detection of scene text, we use a text attention scheme. We also learn an embedding of the visual channel, i.e. visual features based on detected symbolism and objects, into a semantic embedding space, leveraging text semantics obtained from scene text. We show how the multi channel approach, involving visual semantics and scene text, improves upon the current state of the art.

## 1. Introduction

Images are the prevalent choice of expression these days, as they are much more engaging for users than any other type of medium. These images do not solely contain visual elements but also include embedded scene text. Such images with visual and embedded textual content are ubiquitous in everyday life, in the form of printed advertisements, posters, propaganda bills, street-views, store-front views, and similar variants. The scene text content is often crucial in the interpretation of the image.

In the recent past, text detection and recognition frameworks have become mature, providing appealing results [17, 25, 31, 35, 14] in both detection and recognition. Excellent recognition can now be obtained in most real life scenarios including complex backgrounds [24, 18], irregu-




Figure 1. Complementary nature of text and visual cues: In some cases the visuals can be symbolic, but embedded text gives away the context[top-left, top-right], in other cases the visuals can be simple to understand but the text can be obtuse[bottom-left]. Further, the amount of text content can vary widely [top-right, bottom-right]

lar font sizes, arbitrarily oriented text [25], etc. Thus, the underlying scene text present in images, which has been inaccessible or ignored till now in most image understanding tasks, can now be utilized to interpret images in a more generalized setting. However, the use of scene text in image understanding thus far, has been scarce and constrained, basically to the realm of fine-grained classification tasks [5, 21, 20, 22].

In this work, we take advantage of these recent advancements in text detection and recognition and we explore the role of scene text in images in order exploit any complementary information provided by such textual cues. For that, we propose a framework to integrate visual and textual features for tasks related to reasoning about images.

In particular, we apply our framework to understanding advertisement images, using a recent dataset proposed in

[16]. We will address the task of matching images to sentences describing the reason why we should buy a given product or undertake any action promoted by the Ad. Advertisements are a special type of images, where text is purposefully used to propagate the agenda or marketing strategy, as illustrated in Fig. 1. Additionally, advertisements may contain socio-cultural references or wit and humour, that cannot be understood without explicitly reading the text. In [34], the authors analyzed different types of textual information in comparison to the visual cues and concluded that text and image do not always have parallel or complementary relationship. Thus, exploitation of textual cues to interpret the image is not as straightforward as automated reading of the scene text. The system must have the capability to exploit the non-literal relationships between the visual and textual cues.

Therefore, we build on the following three hypothesis: first, scene text (whenever available) plays a very important role in understanding the image. Second, the relationship between textual cues and visual cues needs to be exploited to interpret the image. Third, identifying and exploiting the structure of language (in our case, motivational statements) can be beneficial. Based on the above hypothesis, we propose a framework that extracts visual and textual features (derived from the set of recognized words in the image) and embed them in a semantic space, where image and statements are comparable. For the textual features we use an off-the-shelf OCR to detect and recognize the words contained in the image. These words are then embedded using word2vec [28] and aggregated using an attention mechanism guided by the query. Though word2vec presents a well crafted semantic vector space for words, often we encounter out of vocabulary words, and thus fail to capture their semantics. Such words are often brand related terms, which can turn out to be important in understanding the advertisement. Thus, we add a *lexical* textual branch using raw textual features to offer a solution for this. For the visual semantics we rely on local features of visual objects and symbolic concepts detected in the image. Symbolic concepts (Fig. 3) have been shown to provide relevant information for advertisement interpretation [16]. These visual features are projected along with the textual features into a visual semantic space that is learned using triple training against positive and negative statements. Incorporating textual features in the training of visual semantics allows modeling the interplay between textual and visual cues. In addition, analogous to some recent works [7, 2] that combine natural language and vision we take advantage of the linguistic structure of the statements. In our case statements can be partitioned into a couplet of action and reason. Thus, we learn two different visual semantic mappings one each for action and reason. This allows us to deal with long-term dependency issues associated with sentences. The final matching

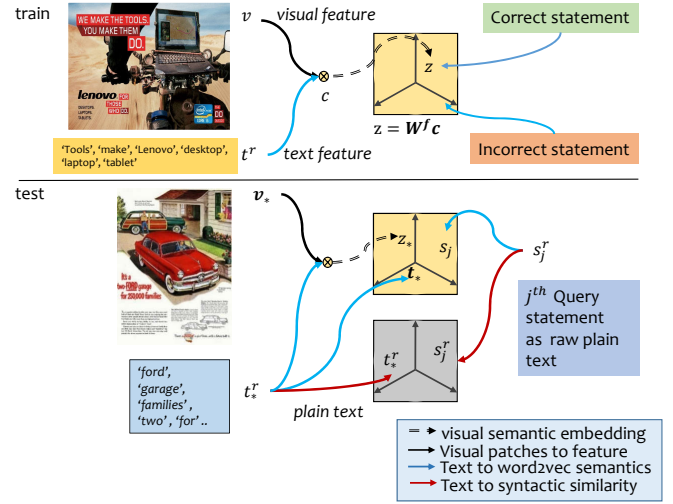


Figure 2. Overview of our approach: a common embedding of visual and textual features into a semantic space is learnt through triplet training with relevant and irrelevant statements. During test time, we combine this semantic image embedding with scene text semantics and lexical similarity to rank query statements by similarity



Figure 3. Symbolic annotations in the advertisement dataset represent high-level concepts represented in the image, such as strength, speed, danger, cool, etc. The figure is taken from [16] of the image with the sentence integrates the three channels: visual semantics, textual semantics and textual lexical.

In summary, the main contributions of this work are as follows: first, we model the interplay between the textual and the visual domain by defining a visual semantic space, based on textual features and detected visual symbolism and objects, that projects the image into a semantic space where it can be compared to the queries. Second, We propose a novel use of scene text by using both semantic and lexical information in ranking queries. We also formalise a way of dealing with irrelevant scene text words with an attention scheme. Third, we leverage the language structure by partitioning the statement into the pair action-reason in order to better model the relation between the semantics of the query and the semantics of the image. Experiments show a

significant improvement over the state of art in the task of semantic retrieval of advertisement images.

The rest of the paper is organized as follows : In Sec. 2 we give an overview of related work. In Sec.3 we introduce our task, exploring the use of scene text in Sec.3.1, Visual Semantics in Sec. 3.2, and showing how scene text can be leveraged along with visual semantics for ranking of statements in Sec. 3.3. In Sec. 4, we present the results showing the specific contribution of the different channels in our pipeline and also comparing our method with the state of the art. Finally, in Sec. 5 we present our concluding remarks.

## 2. Related works

In this work our goal is to interpret images using text and visual cues. Thus, we review works related to use of text in vision related problems (2.1). In particular our paper is about understanding advertisements, so we discuss published works related to it in section 2.2. Since incorporating scene text for image understanding is our key idea, we also review works where scene text is used as an additional cue (2.3). Finally, as the combination of text and image is important for our method, we review it in section 2.4

### 2.1. Image understanding using text and vision

As language and vision are the two most important aspects of human communication, one of the most natural questions for researchers working in artificial intelligence is how to map vision to its corresponding text and vice versa. This gives rise to problems like image captioning [4], text based image retrieval (e.g. google image search), visual question answering<sup>1</sup> etc.

These works often use a semantic representation for the text side which is then used to map to the image side. Availability of huge text corpus, coupled with the recent advancements made in distributional representations like word2vec[28] and glove[30], has resulted in a lot of works that leverage the rich semantic knowledge learned in the text domain, and transfer it to their problem domain [32, 33, 10].

In [10] the authors leverage textual data to establish semantic relationships between visual object category labels, thereby mapping images into a semantic embedding space. Following these lines, a number of recent works, leverage the word2vec semantic vector space[28, 23], to incorporate semantics into their representation.

However, the use of text semantics is not only limited to such distributional representations, and semantics has also been inferred from hierarchically structured lexical database, like wordnet as in [12]

Almost all these works extracts text semantics from string literals while we have to cope with errors arising from text extraction in the image. Such a text semantics pipeline

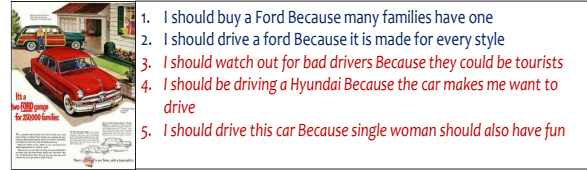


Figure 4. A sample Ad image, with relevant sentences in blue and irrelevant sentences red. The task is to rank the relevant sentences ahead of the irrelevant ones, given an example Ad image suffer from the vocabulary limitations of the word embedding scheme. To deal with this, we augment text semantics with plain text based lexical similarity.

### 2.2. Understanding of advertisement images

The ad image dataset presented in [16] proposed multiple task for automated understanding and classification of ad images. In an extension of that work, [33] proposed the task of matching ad images against relevant sentences (see Fig. 4 for an example of this task). Similar to our approach, they embed the images in a joint text-image embedding space, where retrieval is feasible. The embedding scheme consists of features from salient regions proposed by symbol detectors and automated captions generated by Densecap[19]. The text captions, treated as external knowledge, are projected in to word2vec space, and the resultant aggregated semantic vector is augmented with the visual features. Though generated caption gives the image a semantic description, which can be easily compared with the statements for retrieval, this scheme needs externally trained model for generating captions.

We build upon the hypothesis that leveraging symbols and proper use of embedded scene text provides enough information to decode the motivation of the advertisers. Secondly caption generators are trained to solve a different problem, and thus may not be suitable for this particular task.

The idea of symbolism and generic object features were further explored in [1], where the authors propose a multi-hop co-attention model to solve the relevance task proposed earlier. Their model iterates between object and symbol attention to generate a better embedding scheme. In [8] the authors propose a binary relevance classifier, that looks into the visual object and symbol stream, attended by the query sentence, to determine the relevance for the symbols and objects. These relevance is then used as weights for the visual features corresponding to symbols and objects. In this work we also use a query driven attention model but incorporated more knowledge (extracted from the image itself) in the form of scene text.

### 2.3. Image Understanding integrating scene text

While scene text has never been exploited in the context of advertisement images, it has been used by some re-

<sup>1</sup><https://visualqa.org/>



searchers in other image understanding tasks. While the community has witnessed lots of interplay between text and image in general [6, 11] they are mainly to model parallel text[34] present in the form of metadata, tags or annotation and not scene text contained in the image itself. While images with scene-text content are ubiquitous in our everyday life, their use has been limited to fine grained image classification [5, 21, 20, 22].

In [21, 20], the authors explored the idea of fine grained classification of business places [22] by leveraging scene text. In both the instances the visual cues were a combination of BOW and deep features, but they differed in their encoding of textual cues. In [21] textual cues were encoded by BOW model using n-gram as vocabulary, whereas in [20] uses a vocabulary from the words present in the dataset to extract BOW vectors. While these schemes resulted in better performance than what was possible with only image features, the encoding of the textual feature did not involve leveraging any semantics from the text domain. In [5] the authors proposed a similar fine-grained classification task on the same dataset[22], where they encoded the text by averaging their word2vec projections and obtain better results.

## 2.4. Fusing image and text for better representation

As our work deals with information from two different modalities, in this section we also review works where multiple modalities are involved. A common approach adopted by many researchers is to project both modalities into a common subspace. This can be achieved by CCA (Canonical Correlation Analysis) [13] and its deep learning variant (DCCA) [3]. However this needs parallel annotated data for both the modalities.

With the advent of deep learning complex networks are trained with end-to-end training, which can be optimized for the task. Thus making the task of aligning multi-modal representation as a sub-task which does not need explicit training. Another popular approach is to use a common semantic space (like word2vec) trained with external data usually text (which is abundantly available) as a intermediary. In this work we use this approach to leverage trained model with big data.

## 3. Method description

**Overview** Our basic idea is to leverage scene text information along with learned visual semantics, while making decisions about images. We undertake the task of ranking statements against images for relevance. The overall framework that we propose is illustrated in Figure 2. At training, a semantic embedding is learnt which projects the combination of visual features  $v$  and textual features  $t$  into the semantic space of relevant statements  $z$ , learnt through triplet training against positive and negative statements. Through the combination of textual and visual features we aim at ex-

ploiting the interplay between both sources of information in order to extract semantics from the image. At test time, we explore the task of improving upon this idea of visual semantics[33], with scene text based reasoning. For that, we combine three different sources of information to infer the relevance of the statement to image: 1) the visual semantics obtained with triplet training; 2) the semantic information conveyed by the detected scene text words, aggregated according to a query-based text attention scheme, and 3) the lexical similarity between the scene text and the text in the statement.

In Sec. 3.1, we describe how we extract scene text from the image and how we obtain an aggregated semantic representation of it. In section 3.2 we discuss the generation and subsequent embedding of visual features in combination with the textual features using triplet training. We also propose partitioning the statement, training separate networks on action and reason parts, to take advantage of the structure of 'action'-'reason' in the statements. Finally in section 3.3 we describe how the three sources of information described before are integrated for the final statement ranking against a given image.

### 3.1. Leveraging Scene Text

**Detection and transcription of text** Though scene text (from images) can be a rich source of information for semantic image understanding, extracting that text is not a simple task. Actually, it is a very active area of research [26]. Thus, the first task should be to extract the text from the images.

In this work, since our goal is not to improve on text extraction text, but to analyze the effect of scene text in image understanding we have relied on standard models. As the accuracy of text extraction can be a critical factor for later image reasoning based on it we have analyzed different OCR alternatives in order to evaluate their impact in the final system. As a first approach, we have used standard off-the-shelf models for text detection [24] and recognition [18]. With this pipeline, we were able to obtain scene text for roughly three-fourth of images. As a second alternative we also used Google Vision API, being able to improve text extraction, leading to legible scene text for about 94% images. Therefore, in our experiments we use the Google Vision generated scene text, unless otherwise specified.

**Text semantics** In this section we describe how we embed the extracted scene text into a word embedding space that encodes the semantics of the text, so that words with similar semantics in the image and in the query statement have similar vector representation. In our current experiments we have used the word2vec [28] semantic embedding, as this has been successfully used in different semantic understanding pipelines.

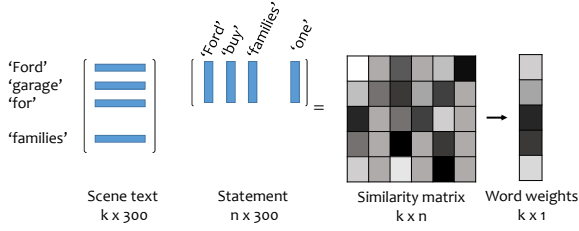


Figure 5. Text Attention scheme: We calculate the similarity between all scene text and statement words to generate a weight (relevance) for every scene text word obtained as the aggregation of its similarity against all statement words.

**Scene Text Attention based on the statement** As one image will usually contain multiple words, we need to aggregate the word2vec representations of all the words into a single semantic text representation. The vector structure of the word2vec space allows for simple vector sum or weighted average to be a meaningful aggregation scheme. However simple aggregation of semantic scene text vectors may not be enough, due to irrelevant or erroneous extracted words. A careful selection of relevant scene text words is necessary and can have a clear impact in the final accuracy.

In a retrieval setup, relevance to detected scene text words can be guided by the query statement. Thus, we generate a set of weights for the extracted scene text words, that determine their relevance. We conjecture that the relevance of a word can be obtained from the similarity of the word to query statement. Therefore, the sum of its similarity with all the query statement words  $s_j$  is used as a weight of a particular word  $t_i$ .

$$\gamma_i = \sum_j sim_{i,j}, \text{ where } sim_{i,j} = \frac{1}{1 + d(t_i, s_j)} \quad (1)$$

The final text semantic embedding of the image is obtained by weighted average of individual word semantic representations (Fig. 5).

### 3.2. Visual semantics: embedding images

In this section we describe how we obtain a learned semantic image representation by using an end-to-end training with a triplet network (Fig. 6).

**Global Feature against local Patches** Ad images often consist of multiple visual point of interests providing different semantic information. As such we argue that local region patches are better suited to this task than global image level features. To this end, we use two different channels to generate meaningful local patches. On one hand we use a pre-trained standard object detector[15], as salient objects in the image can convey relevant semantic information. On the other hand, it has been shown that symbolism associated to the local patches in the image (for instance,

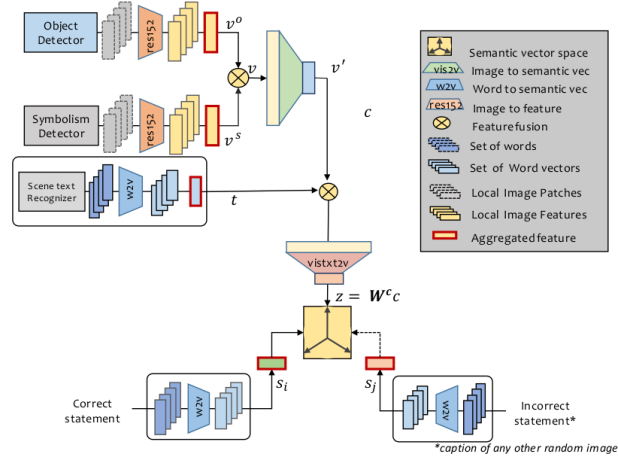


Figure 6. Fully trainable Visual Text Semantic model, includes a visual and text channel which is merged to generate a unified common text-visual semantic representation. It is trained using triplet scheme, against positive and negative statements

concepts like danger, cool, etc, see Fig. 3) can play a significant role for advertisement understanding [33]. Thus, we leverage symbol annotations in the dataset and use a pre-trained [33] symbolism detector to generate an additional set of local region patches. We then extract deep features corresponding to both the sets of local patches. These deep feature sets are then aggregated and fused. This fused feature vector  $v$  representing the image is then projected into the visual semantic space  $z$  using a projection matrix  $W^v$ , where  $z = W^v v$ . The weights of the projection matrix are learned by minimizing the following triplet loss

$$l(z, s, \theta) = \sum_{i=1}^K \sum_{j \in ns(i)} [\|z_i - s_i\| - \|z_i - s_j\| + \beta] \quad (2)$$

where  $K$  is the batch size,  $\beta$  is the margin of triplet loss,  $z$  and  $s$  are the visual semantic and statement semantic features respectively. The statement semantic features are the aggregate of their word2vec individual word embeddings.

**Fusion with scene text vectors** One of our core ideas is the inclusion of scene text while reasoning about Ad image semantics. While in Sec. 3.1 we saw how scene text semantics can be used to match scene text with a query statement, we also wanted to explore whether scene text can be used in the learning of the visual semantic embedding  $z$ . We achieve this by fusing the visual features with the aggregated scene text vector, resulting in:

$$c = \text{fusion}(W^v * v, t) \quad (3)$$

Thus, the combined training of text-visual fused channel into semantic space, is given by:

$$z = W^c * c \quad (4)$$

where  $W^c$  is learned as before, minimizing the triplet loss.

- I should <action, object> Because <reason>
1. I should **buy a Ford** Because **many families have one**
  2. I should **drive a ford** Because **it is made for every style**
  3. I should **watch out for bad drivers** Because **they could be tourists**
  4. I should **be driving a Hyundai** Because **the car makes me want to drive**
  5. I should **drive this car** Because **single woman should also have fun**

Figure 7. Structure in combined Action-Reason statement entails

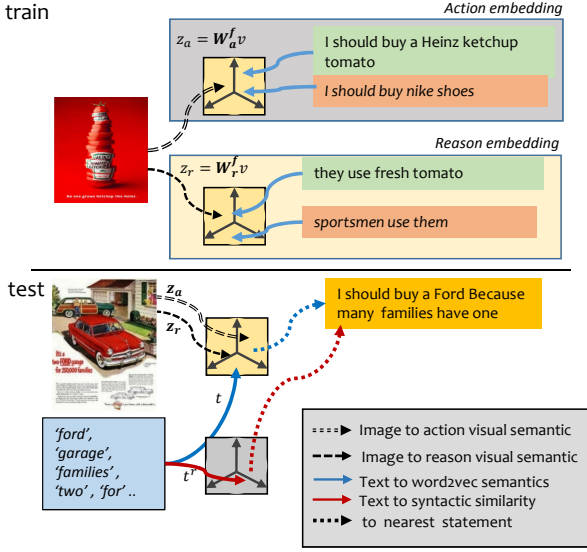


Figure 8. Partitioning: learning Separate Action Reason embedding

**Exploiting linguistic structure of statements** The proposed relevance task consists of ranking complete sentences according to their relevance with the given image. The sentences, however have a clear structure, that permits to divide them into action - reason parts, as is illustrated in the Fig. 4. We exploit this structure, Fig. 8, and learn two separate semantic embeddings, viz one related to actions  $z_a$ , and another one to reasons  $z_r$ . Thus given an image, we now evaluate its relevance separately for the action and reason, which is then aggregated to define the final relevance. Such partitioning allows not just fine grained intermediate data for evaluation, it also enables us to mitigate the issues of long term dependencies associated with long sentences. [27, 29]

$$z_a = (v) = W_a^f * v \quad (5)$$

$$z_r = (v) = W_r^f * v \quad (6)$$

### 3.3. Matching

Our principal task involves establishing correspondence between an Ad Image and a relevant statement based on semantic distance. In this process scene text is an essential component in the distance scoring. Therefore we want to define the similarity of the query statement with the image based on both the text and visual semantics defined in sections 3.1 and 3.2.

However, the semantic embedding of text with word2vec suffers from vocabulary limitations, which leads to situations where relevant extracted text fails to contribute to the semantics because it does not exist such a semantic representation of that word. Thus, in order to complement the semantic scoring, we use a lexical scoring, which is based on the raw plain text, and thus free from the embedding vocabulary limitations.

### Lexical similarity scoring

Lexical similarity provides us a way to check for similarity between the raw scene text, and the query statement, without the need for any further embedding. Thus, it is also a way to cope with vocabulary misses of the word embedding scheme. Often times brand names, or brand associated terms, like 'googling, Mcchicken' are invalid words. The lexical scoring allows us to use all retrieved text content indiscriminately. In the task of matching against statements, it is particularly effective, taking advantage of any word correspondence. We measure the lexical distance  $d(s_j^r, t^r)$ , in terms of the cosine distance between tf-idf vectors of the raw scene text words  $t^r$  and the query statement words  $s_j^r$ .

### Final matching scheme: visual semantics + text scoring

The final distance measure used for the ranking of the query statement tries to capture the semantic distance between the statement  $s_j$  and the image taking into account the visual semantic features  $z$ , the semantic text features  $t$ , and the lexical distance from the scene text features  $t^r$ . It is given by:

$$\arg \min_{j \in Q} \alpha_1 d(z, s_j) + \alpha_2 d(t, s_j) + \alpha_3 d(t^r, s_j^r) \quad (7)$$

where we have  $Q$  query statements to rank against an Advertisement image. Through validation experiments, we set  $\alpha_1 = 0.7$ ,  $\alpha_2 = 0.3$ ,  $\alpha_3 = 1.5$ . When we incorporate action-reason partitioning into the above scheme, we land at:

$$\arg \min_{j \in Q} \alpha_{1a} d(z_a, s_j) + \alpha_{1r} d(z_r, s_j) + \alpha_2 d(t, s_j) + \alpha_3 d(t^r, s_j^r) \quad (8)$$

where action, reason are given equal weight, with  $\alpha_{1r} = \alpha_{1a} = 0.5$

## 4. Experiments

We evaluate the benefit of our approach integrating scene text features and visual features, when attempting to understand Ad images. We explore the relevance task introduced in [33] to match images to sentences that are semantically similar.

**Dataset and Experimental Setup** We use the official training split of the Ad Dataset[16], consisting of 51223 images along with their Human generated annotations. As part of the annotations, we obtain marked relevant and irrelevant sentences corresponding to each image. We learn our visual semantics from a training split of 40000 images, and rest of the images are used for testing the retrieval setup. We generated a validation set randomly from the training set.

However, to measure the impact of using scene text in the pipeline we created a subset of the dataset consisting of 49172 images containing legible text that can be exploited by using an off-the-shelf OCR. On this reduced dataset, we train all configurations that integrate text while training visual semantics, as they are more dependent on having a cleaner dataset. In this setup we use 40000 images for training and 9000 images for test. All results using this reduced dataset are marked with an \*.

In the following subsections we will analyze the contributions of the different components of our framework and we will compare our complete system with the state-of-the-art. We follow the evaluation criteria adopted in the advertisement understanding challenge<sup>2</sup>. Results are evaluated using accuracy in terms of images that have been correctly matched with one of the positive statements for that image.

#### 4.1. Visual Semantics

In this section we want to analyze the impact of using only visual image information to rank the query statements. Thus, we only use the visual semantics branch of our framework described in section 3.2, but trained using only visual objects and symbolism, without including textual features when generating the semantic embedding space.

In Tab. 1 we show the results where we can see the impact of the two types of features that we use to train visual features. We can observe that both are relevant, and that the combination leads to slightly better results. We also analyze the impact of the action-reason partitioning strategy introduced in Sec. 4.1. The individual action and reason semantic embeddings obtained an accuracy of 46% and 47%, respectively, but combined it increased up to 56.6, better than the results obtained without using partitioning.

Table 1. Results using only visual Semantics

Model	Accuracy	Acc. w/ Partitioning
Visual Symbolism	52.2	-
Visual Objects	54.5	-
Visual Objects + Symbolism	55.3	56.6

#### 4.2. Scene Text Scoring

In this section we want to explore the capacity of scene text as the unique cue to rank sentences. Thus, we will not

<sup>2</sup><https://evalai.cloudcv.org/web/challenges/challenge-page/86/overview>

use the visual semantic embedding in the results reported in this section. We will only make use of the text semantics introduced in Sec 3.1 and lexical scoring described in Sec 3.3.

**Impact of the OCR quality** As noted in Sec. 3.1, the quality of the text extraction can have an impact on the final semantic task. In order to evaluate it, we use two different OCR pipelines. The first one integrates state-of-the-art text detection [24] and recognition [18] methods and is able to obtain meaningful scene-text for only three-forth images. The second one makes use of Google Vision API, which permits to obtain text transcriptions for 96% of images. We can observe in Tab. 2 that better OCR accuracy also leads to better accuracy in the semantic task. Thus, in all the rest of the experiments we will use the text extracted using the Google OCR. In this results we are using only the semantic representation of the scene text. We can see that the results obtained using only text semantics are significantly better than the results reported in Tab. 1 using only visual semantics. This validates our initial hypothesis that scene text plays a significant role in image understanding in this scenario.

**Scene text attention** In Tab. 2 we also show, the impact of using statement based attention when aggregating scene text features into a single semantic word2vec representation. We can see that using attention, consistently improves results in both OCR pipelines.

Table 2. Scene Text Semantics: impact of text attention, and quality of OCR

Model	[24] + [18]	Google OCR
Text Semantics	69	72
Text Semantics w/ attention	70	74.4

**Lexical scoring** Here, we compare the results obtained using the semantic representation of the text with those achieved using the lexical representation described in Sec. 3.3. We observed that lexical ranking leads to better results than semantic ranking. The nature of the action-reason statements implies that sometime the scene text words may be present in the query itself, which can explain the improved performance compared to semantics. We can also see that combining both representations improves the final results, reinforcing the significant role of the text. The agreement between them is only 50% which shows their complementary nature.

#### 4.3. Integrating visual semantics and text scoring

In this section we analyze the integration of both channels, visual and textual, at different levels of our framework.



Table 3. Scene Text Scoring: Effectiveness of scene text

Model	Accuracy
Text semantics	74.4
Text lexical	83
Text semantics + Text lexical	85.2
Agreement	52.3

First, in Tab. 4 we show the results of combining text scoring (semantics and lexical as described in previous section) and visual semantics trained using only visual features, as shown in Sec. 4.1.

We can see that even if text scoring is dominant and more relevant, the combination leads to improvement in the results. This can be attributed to the complementary nature of the features. Similar to what we have reported before for visual semantics, using action-reason partitioning slightly improves accuracy.

Table 4. Sentence ranking using text scoring and visual Semantics

Model	Acc.	Acc. w/ Partitioning
Visual semantics	55.3	56.6
Text scoring	85.2	85.2
Text scoring + visual semantics	87.5	88.7

Finally, we analyze the impact of using textual features along with visual features when training the visual semantic space. We show the results in Tab. 5. In this table all results are obtained using action-reason partitioning and the combination of text semantics and text lexical for text scoring. *Vis2v* stands for the framework where we only use visual features (objects and symbolism) while in *Vistxt2v* we integrate visual and textual features in training the visual semantic space. We note, that incorporating scene text in the visual semantic leads to an improvement from 56% to 83%. This can be considered our final complete framework and we can see the improvements in performance it offers. These results show that implicitly modeling the interplay between textual and visual features helps in understanding the image.

Table 5. Text Visual Semantic: Fusing text and visual features to generate semantics, results on reduced dataset

Model	Accuracy
Visual semantics ( <i>Vistxt2v</i> )	83 (*)
Text scoring	86 (*)
<b>Visual semantics (<i>Vistxt2v</i>) + text scoring</b>	<b>89.3 (*)</b>
Visual semantics ( <i>Vis2v</i> ) + text scoring	88.5 (*)

#### 4.4. Comparison with the state-of-the-art

Lastly, we compare our results with the current state of art. VSE++ [9] is one among the major visual semantic embedding schemes, but it does not incorporate the symbolism or scene text content present in the Ad image. ADVISE [33] played the crucial role of leveraging the symbol annotation [16] present in the dataset, and use the sym-

bol channel in the visual semantic embedding. While these schemes do use external knowledge, in the form of automatically generated captions [19], to augment their visual understanding, we are the first ones to formally introduce scene text in the context of visual understanding. Both VSE++ [9] and ADVISE [33] had also participated in the CVPR 2018 Workshop<sup>3</sup> Challenge, organised on this dataset. In the results we can clearly see the improvement brought upon by our complete framework using visual semantics trained on visual and textual features augmented with text scoring and statement partitioning.

We would like to make a point about data partitions, while VSE++ [9], ADVISE [33], and our scheme are all trained and tested on the same training set of 51223 image dataset released during the challenge, we don't use the exact same partitions. However we believe that the results will not be much affected by this, as we use similar training and test splits, and the distribution of the images are pretty random. Results of the competition winner are taken from the CVPR challenge site<sup>4</sup>.

Table 6. Comparison with state-of-the-art. Results marked with \* do not use the exactly our same partitions for training and test.

Model	Accuracy
VSE++ [9]	66.6 *
ADVISE [33]	72.84 *
CVPR competition winner	82 *
<b>Our full system</b>	<b>89.3</b>

## 5. Conclusion and future work

We proposed a framework for interpreting advertisements by leveraging both visual and textual contents present in the images. Visual symbols and objects are extracted and embedded in a semantic space trained in combination with triplet network. In addition we leverage the linguistic structure training separate branches of the network for action-reason parts of the statement. We combine this visual semantic representation of the image with semantics extracted from the scene text and a lexical similarity between scene text and the query statement. Results confirm our initial hypothesis that scene text plays an important role in semantic understanding of image advertisements. Also, we have shown that we can model the interplay between scene text and visual cues through the common learning of the semantic space that it plays a crucial role in the performance of the system. These results encourage to extend the application of our framework to more generic domains, for instance, the recently released datasets for VQA using scene texts<sup>5,6</sup>.

<sup>3</sup>[https://people.cs.pitt.edu/~kovashka/ads\\_workshop/](https://people.cs.pitt.edu/~kovashka/ads_workshop/)

<sup>4</sup><https://evalai.cloudcv.org/web/challenges/challenge-page/86/overview>

<sup>5</sup><http://rrc.cvc.uab.es/?ch=11>

<sup>6</sup><https://textvqa.org/>



## References

- [1] K. Ahuja, K. Sikka, A. Roy, and A. Divakaran. Understanding visual ads by aligning symbols and objects using co-attention. *arXiv preprint arXiv:1807.01448*, 2018. **3**
- [2] J. Andreas, M. Rohrbach, T. Darrell, and D. Klein. Learning to compose neural networks for question answering. *CoRR*, abs/1601.01705, 2016. **2**
- [3] G. Andrew, R. Arora, J. Bilmes, and K. Livescu. Deep canonical correlation analysis. In *International Conference on Machine Learning*, pages 1247–1255, 2013. **4**
- [4] S. Bai and S. An. A survey on automatic image caption generation. *Neurocomputing*, 311:291 – 304, 2018. **3**
- [5] X. Bai, M. Yang, P. Lyu, and Y. Xu. Integrating scene text and visual appearance for fine-grained image classification with convolutional neural networks. *arXiv preprint arXiv:1704.04613*, 2017. **1, 4**
- [6] H. Ben-younes, R. Cadene, M. Cord, and N. Thome. Mutan: Multimodal tucker fusion for visual question answering. In *The IEEE International Conference on Computer Vision (ICCV)*, volume 1, page 3, 2017. **4**
- [7] K. R. Chandu, M. A. Pyreddy, M. Felix, and N. N. Joshi. Textually enriched neural module networks for visual question answering. *CoRR*, abs/1809.08697, 2018. **2**
- [8] R. Doshi and W. Hinthorn. Symbolic vqa on visual advertisements with symvise networks. **3**
- [9] F. Faghri, D. J. Fleet, J. R. Kiros, and S. Fidler. Vse++: Improved visual-semantic embeddings. *arXiv preprint arXiv:1707.05612*, 2(7):8, 2017. **8**
- [10] A. Frome, G. S. Corrado, J. Shlens, S. Bengio, J. Dean, T. Mikolov, et al. Devise: A deep visual-semantic embedding model. In *Advances in neural information processing systems*, pages 2121–2129, 2013. **3**
- [11] A. Fukui, D. H. Park, D. Yang, A. Rohrbach, T. Darrell, and M. Rohrbach. Multimodal compact bilinear pooling for visual question answering and visual grounding. In *Conference on Empirical Methods in Natural Language Processing*, pages 457–468. ACL, 2016. **4**
- [12] A. Gordo, J. Almazán, N. Murray, and F. Perronin. Lewis: Latent embeddings for word images and their semantics. In *Proceedings of the IEEE International Conference on Computer Vision*, pages 1242–1250, 2015. **3**
- [13] D. R. Hardoon, S. Szedmak, and J. Shawe-Taylor. Canonical correlation analysis: An overview with application to learning methods. *Neural computation*, 16(12):2639–2664, 2004. **4**
- [14] P. He, W. Huang, T. He, Q. Zhu, Y. Qiao, and X. Li. Single shot text detector with regional attention. In *Proceedings of the IEEE International Conference on Computer Vision*, pages 3047–3055, 2017. **1**
- [15] J. Huang, V. Rathod, C. Sun, M. Zhu, A. Korattikara, A. Fathi, I. Fischer, Z. Wojna, Y. Song, S. Guadarrama, et al. Speed/accuracy trade-offs for modern convolutional object detectors. In *Proceedings of the IEEE conference on computer vision and pattern recognition*, pages 7310–7311, 2017. **5**
- [16] Z. Hussain, M. Zhang, X. Zhang, K. Ye, C. Thomas, Z. Agha, N. Ong, and A. Kovashka. Automatic understanding of image and video advertisements. In *2017 IEEE Conference on Computer Vision and Pattern Recognition (CVPR)*, pages 1100–1110. IEEE, 2017. **2, 3, 7, 8**
- [17] M. Jaderberg, K. Simonyan, A. Vedaldi, and A. Zisserman. Synthetic data and artificial neural networks for natural scene text recognition. *arXiv preprint arXiv:1406.2227*, 2014. **1**
- [18] M. Jaderberg, K. Simonyan, A. Vedaldi, and A. Zisserman. Reading text in the wild with convolutional neural networks. *International Journal of Computer Vision*, 116(1):1–20, 2016. **1, 4, 7**
- [19] J. Johnson, A. Karpathy, and L. Fei-Fei. Denscap: Fully convolutional localization networks for dense captioning. In *Proceedings of the IEEE Conference on Computer Vision and Pattern Recognition*, pages 4565–4574, 2016. **3, 8**
- [20] S. Karaoglu, R. Tao, T. Gevers, and A. W. Smeulders. Words matter: Scene text for image classification and retrieval. *IEEE Transactions on Multimedia*, 19(5):1063–1076, 2017. **1, 4**
- [21] S. Karaoglu, R. Tao, J. C. van Gemert, and T. Gevers. Con-text: Text detection for fine-grained object classification. *IEEE Transactions on Image Processing*, 26(8):3965–3980, 2017. **1, 4**
- [22] S. Karaoglu, J. C. van Gemert, and T. Gevers. Con-text: text detection using background connectivity for fine-grained object classification. In *Proceedings of the 21st ACM international conference on Multimedia*, pages 757–760. ACM, 2013. **1, 4**
- [23] Q. Le and T. Mikolov. Distributed representations of sentences and documents. In *International Conference on Machine Learning*, pages 1188–1196, 2014. **3**
- [24] M. Liao, B. Shi, X. Bai, X. Wang, and W. Liu. Textboxes: A fast text detector with a single deep neural network. In *AAAI*, pages 4161–4167, 2017. **1, 4, 7**
- [25] X. Liu, D. Liang, S. Yan, D. Chen, Y. Qiao, and J. Yan. Fots: Fast oriented text spotting with a unified network. In *Proceedings of the IEEE conference on computer vision and pattern recognition*, pages 5676–5685, 2018. **1**
- [26] S. Long, X. He, and C. Ya. Scene text detection and recognition: The deep learning era. *CoRR*, abs/1811.04256, 2018. **4**
- [27] J. Lu, J. Yang, D. Batra, and D. Parikh. Hierarchical question-image co-attention for visual question answering. In *Advances In Neural Information Processing Systems*, pages 289–297, 2016. **6**
- [28] T. Mikolov, K. Chen, G. Corrado, and J. Dean. Efficient estimation of word representations in vector space. *arXiv preprint arXiv:1301.3781*, 2013. **2, 3, 4**
- [29] Z. Niu, M. Zhou, L. Wang, X. Gao, and G. Hua. Hierarchical multimodal lstm for dense visual-semantic embedding. In *Computer Vision (ICCV), 2017 IEEE International Conference on*, pages 1899–1907. IEEE, 2017. **6**
- [30] J. Pennington, R. Socher, and C. Manning. Glove: Global vectors for word representation. In *Proceedings of the 2014 conference on empirical methods in natural language processing (EMNLP)*, pages 1532–1543, 2014. **3**

- [31] B. Shi, X. Wang, P. Lyu, C. Yao, and X. Bai. Robust scene text recognition with automatic rectification. In *Proceedings of the IEEE Conference on Computer Vision and Pattern Recognition*, pages 4168–4176, 2016. [1](#)
- [32] T. Wilkinson and A. Brun. Semantic and verbatim word spotting using deep neural networks. In *Frontiers in Handwriting Recognition (ICFHR), 2016 15th International Conference on*, pages 307–312. IEEE, 2016. [3](#)
- [33] K. Ye and A. Kovashka. Advise: Symbolism and external knowledge for decoding advertisements. *arXiv preprint arXiv:1711.06666*, 2017. [3](#), [4](#), [5](#), [6](#), [8](#)
- [34] M. Zhang, R. Hwa, and A. Kovashka. Equal but not the same: Understanding the implicit relationship between persuasive images and text. *CoRR*, abs/1807.08205, 2018. [2](#), [4](#)
- [35] X. Zhou, C. Yao, H. Wen, Y. Wang, S. Zhou, W. He, and J. Liang. East: an efficient and accurate scene text detector. In *Proceedings of the IEEE conference on Computer Vision and Pattern Recognition*, pages 5551–5560, 2017. [1](#)