

Using Machine Learning to Optimize Web Interactions on Heterogeneous Mobile Systems

Lu Yuan[‡], Jie Ren[†], Ling Gao[‡], Zhanyong Tang[‡], Zheng Wang^{*}

[‡] Northwest University, China,

[†] Shaanxi Normal University, China,

^{*} University of Leeds, United Kingdom

Abstract—The web has become a ubiquitous application development platform for mobile systems. Yet, web access on mobile devices remains an energy-hungry activity. Prior work in the field mainly focuses on the initial page loading stage, but fails to exploit the opportunities for energy-efficiency optimization while the user is interacting with a loaded page. This paper presents a novel approach for performing energy optimization for interactive mobile web browsing. At the heart of our approach is a set of machine learning models, which estimate *at runtime* the frames per second for a given user interaction input by running the computation-intensive web render engine on a specific processor core under a given clock speed. We use the learned predictive models as a utility function to quickly search for the optimal processor setting to carefully trade responsive time for reduced energy consumption. We integrate our techniques to the open-source Chromium browser and apply it to two representative mobile user events: scrolling and pinching (i.e., zoom in and out). We evaluate the developed system on the landing pages of the top-100 hottest websites and two big.LITTLE heterogeneous mobile platforms. Our extensive experiments show that the proposed approach reduces the system-wide energy consumption by over 36% on average and up to 70%. This translates to an over 17% improvement on energy-efficiency over a state-of-the-art event-based web browser scheduler, but with significantly fewer violations on the quality of service.

Keywords—Interactive Mobile Web Browsing, Machine Learning, Energy Optimization

I. INTRODUCTION

In recent years, portable mobile devices like smartphones and tablets have become the dominant personal computing platform [1]. Concurrent to this mobile computing evolution is the wide adoption of web technology as a development platform for many mobile applications like web browsing, social networking, news reading and online banking. Indeed, the web has become a major information portal for mobile systems and accounted for two-thirds of the mobile traffics in the US [2].

Energy and performance optimization for mobile web browsing is an open problem. Like many other mobile applications, the performance-energy trade-off is a critical issue for interactive mobile web browsing, because users expect a degree of responsiveness when browsing a webpage, but also want low energy consumption when interacting with their battery-powered devices.

Recently, efforts have been made to improve the energy efficiency for mobile web browsing by focusing on the initial page loading phase [3], [4]. These prior approaches exploit the

performance-energy elasticity provided by the heterogeneous multi-core hardware design to trade page loading time for lowered power consumption. Although impressive results were shown, such approaches do not consider the impact of user interactions after the initial page loading stage. However, as we will show later in the paper, user interactions can account for a large portion of power consumption for mobile web browsing and thus cannot be ignored for energy optimization.

Some of the more recent studies like PES [5] and eBrowser [6] have attempted to address the energy optimization problem for interactive mobile web browsing. While promising, they have critical drawbacks. Specifically, PES employs an analytical model to choose the operating frequency of the processor to reduce energy consumption. Developing an effective analytical model requires deep knowledge of the underlying hardware and the application domains [7]. As a result, PES offers a poor hardware portability because tuning a model for a new hardware platform could involve significant overhead. While eBrowser avoids the pitfall of using an analytical model, it performs energy optimization by simply dropping some of the user events (which is not ideal as it can miss some important user inputs) and does not explore the rich optimization space offered by the increasingly popular heterogeneous multi-core design. Since heterogeneous multi-cores like ARM big.LITTLE [8] have become the *de facto* design choice for mobile systems, eBrowser leaves much room for improvement.

In this work, we aim to close the gap of energy optimization for interactive mobile web browsing. Our goal is to design an adaptive scheme to unlock the potential of heterogeneous multi-cores to better perform energy optimization for interactive mobile web browsing. Our key insight is that a slight delay in responding to a user input might be imperceptible to or acceptable by the user [9], but this provides chances for reducing the energy consumption of a mobile system – by running the computation-intensive rendering process on right processor with an appropriate (but not necessarily the highest) clock speed. In other words, if we can carefully trade the processing time to provide “just good enough” responsiveness, we can then reduce the energy consumption of the entire system without significantly compromising the quality of service (QoS).

While intuitive, translating this idea to build a practical system is not trivial. The key challenge here is how to develop an

effective scheme that can be portable across different mobile platforms. Given the diversity of today’s mobile devices and the constantly evolving nature of hardware design – where the number of processor cores and capabilities of a mobile device are likely to change from one generation to the other – it is important to make sure whatever strategies we developed today can be easily ported to and deliver good performance on a new hardware architecture tomorrow.

We address the portability issue by employing machine learning to automatically learn how to best configure the underlying heterogeneous multi-core hardware for a given web page to meet the QoS requirement for a specific user and event. Our machine-learning models are automatically built offline using training web pages, and the learned models can be applied to any *new, unseen* web content. This automatic learning-based scheme removes the need for manually rewriting an analytical model every time the hardware has changed. By reducing the expert involvement, our approach thus reduces the cost of model construction and offers a better generalization ability and performance portability.

To evaluate our approach, we have developed a working prototype¹ based on Chromium [10] – the open-source backbone of many mainstream web browsers including Google Chrome and Microsoft Edge-for-ARM64. We apply the developed system to the landing pages of the top-100 popular websites ranked by www.alexacom.com [11] and consider two representative mobile interactions: scrolling and pinching (i.e., zoom in and out). We evaluate our work on two distinct heterogeneous mobile platforms: Odroid Xu3 and Jetson TX2. Experimental results show that our approach consistently outperforms the state-of-the-art on all evaluation metrics, by delivering over 17% more energy reduction but with fewer QoS violations.

In summary, the key contribution of this paper is a new approach for optimizing interactive mobile web browsing on heterogeneous multi-core mobile platforms. Compared to existing solutions, our approach has the benefits of being low-cost for model construction and portable across hardware architectures. We show that these benefits do not come at the cost of performance penalties. By contrast, our approach delivers consistently better performance over the state-of-the-art across web content and evaluation platforms.

II. RELATED WORK

Our work lies at the interaction of the following five areas but qualitatively differs from prior works within each area.

A. Energy optimization

Energy and power optimization for embedded and mobile systems is an intensely studied field. There is a wide range of activities on exploiting compiler-based code optimization [12], [13], runtime task scheduling [14], [15], or a combination of both [7] to optimize different workloads for energy efficiency. Other relevant work in web browsing optimization exploits application knowledge to batch network communications [16],

[17], and parallel downloading [18], which primarily target the initial page loading phase. Our work is complementary to prior works by targeting the low-level optimization, and we do so by utilizing the hardware configuration knobs to perform energy optimization during the interacting phase.

B. Optimization for Web Access

Our work is closely related to research on optimizing web browsing. Prior works have shown that by carefully choosing the processor frequency, one can reduce the energy consumption for the initial page loading phase [3], [4], [19]. PES [5] and eBrowser [6] are most closely related to our work. PES employs an analytical model to choose the optimal processor frequency and does not consider the impact of web content to the responsive time. Developing an effective analytical model requires insight knowledge of the underlying hardware [7], which makes it difficult for the approach to be adopted by new hardware architectures. Our work avoids this pitfall by using machine learning to automatically learn a portable approach for how to best optimize for interactive events. Furthermore, we show that web content can have a significant impact on the processor response time, and cannot be ignored. For this reason, our approach explicitly captures and models the impact of web content. Like eBrowser, our approach also trades responsive time for energy efficiency. Unlike eBrowser, we perform energy optimizations through dynamic voltage and frequency scaling (DVFS) and task scheduling, while eBrowser achieves this by dropping events via a simple sleeping mechanism. In other words, eBrowser does not utilize the hardware configuration knobs provided by a big.LITTLE architecture design. As a result, our work is complementary to the event dropping mechanism of eBrowser. A recent work [20] proposed a phase-aware power management scheme to control the processor power state of different web browser phases like loading and touching. This approach considers a fixed response latency threshold for a given phase. Unlike [20], we offer a more flexible, personalized approach by considering the impact of web content on the user perceive latency and the diverse expectations across different users.

Our work builds upon and directly benefits past foundations on web workload characterization [21], [22]. Other studies exploit the interplay between the web server and browser client to improve rendering speed and user experience [23], [24], or reconstruct the web browser architecture [25], [26]. These works are thus orthogonal to our approach.

C. Task Scheduling

As heterogeneous multi-cores are becoming the norm of computing systems, how to effectively schedule application tasks on such architectures have attracted intensive attention. There is considerable work on designing better heuristics or models to schedule application tasks for performance and energy optimization [27]–[30]. Our work targets an important domain of mobile web browsing. It builds upon these past results to develop a novel approach to exploit the characteristics of application workloads and hardware to better optimizing

¹We stress that our techniques can be applied to not only web browsers but also many mobile applications that use web rendering technology.

interactive mobile web browsing. The main advantage of our machine learning based approach over a hand-crafted model or heuristic is the better portability - machine learning enables one to automatically build a model for a new hardware design to adapt to the change of hardware.

D. Machine Learning for System Optimization

Machine learning has quickly emerged as a powerful design methodology for systems optimization. Prior works have demonstrated the success of applying machine learning for a wide range of systems optimization tasks, including modeling personal preference on wearables [31], human activity recognition [32], [33], code optimization [34]–[46], task scheduling [47]–[49], task scheduling [47]–[49], processor resource allocation [50], and many others. These prior works provide strong evidence, showing that machine learning is a rigorous methodology for searching and extracting application knowledge that can be transferred and reused in unseen settings for systems optimization. In this work, we employ machine learning techniques to develop an automatic and portable approach to optimize interactive mobile web browsing for energy efficiency. We want to highlight that our work does not seek to advance the machine learning algorithm itself; instead, it exploits and applies a well-established method of statistically reasoning to tackle an important systems optimization problem, in a way that has not been attempted.

E. Heterogeneous Mobile Multi-cores

Heterogeneous asymmetric chip-multiprocessor (ACMP) architecture is now commonplace on mobile systems [51]–[53]. Recent examples in this space include the ARM big.LITTLE architecture [54]. Such design is adopted by major mobile hardware vendors including Qualcomm, Samsung, Huawei and Apple. The big.LITTLE architecture incorporates a performance-tuned high-end processor and an energy-tuned low-end processor, where each processor provides a range of frequency settings to trade performance for power consumption. By providing a wide array of latency and energy tradeoffs, this approach is claimed to deliver a 3x energy saving over the typical daily use profile of a smartphone with no loss of perceived performance [55]. However, the hardware potential can only be unlocked by the application software. The challenge for software optimization is that while the energy benefits of choosing the right heterogeneous core may be large, but mistakes can seriously hurt the user experience [51]. This paper proposes a software-based approach to exploit the optimization space opened up by a heterogeneous multi-core design, specifically targeting interactive mobile web browsing – an area that is largely unexplored to date. Rather than developing a hand-crafted approach that requires expert insight into the relative costs and idiosyncrasies of a particular heterogeneous multi-core, we develop an automatic technique that is independent of a particular platform.

III. BACKGROUND

A. Problem Scope

Mobile web browsing includes two distinct phases [20] for initial page loading and responding to user inputs. During the page loading phase, web content will be fetched and parsed to construct a Document Object Model (DOM) tree for rendering. Because a web page often cannot fit into a single screen view on a smartphone, only the currently visible area will be rendered by the browser at a given moment. In the user interaction phase, the web browser responds to user events (e.g., scrolling) to render and update the visible viewport accordingly. In this paper, we solely focus on the later interacting phase. We consider two typical mobile interactive events: scrolling and pinching, but our approach can be applied to other user gestures too.

B. Hardware architecture

Our work targets the ARM big.LITTLE heterogeneous multi-core design, the *de facto* hardware architecture for modern mobile systems. The big.LITTLE integrates an energy-tuned CPU processor (little) with a faster but more power-hungry processor (big). Such heterogeneous design gives the flexibility for the software to choose a processor core to run a given task depending on the energy and time constraints.

Specifically, our work is evaluated on two representative ARM big.LITTLE implementations: Odroid Xu3 and Jetson TX2, which integrate two different generations of the big.LITTLE architecture. We provide further details of our hardware platforms when describing our experimental setup in Section VI.

IV. MOTIVATION OF THE WORK

To show the need for interactive mobile web browsing optimizations, we measured the energy spent by the Chromium browser for responding to scrolling events when processing the landing page of the top-100 hottest websites ranked by [alexa.com](http://www.alexa.com). We automatically generate scrolling events to ensure all content of each page is shown on the screen, but ensure that each scrolling session only leads to a full-screen update. In this experiment, we use an Jetson TX2 mobile development board, which integrates a Cortex-A57 (big CPU cluster) and a Denver2 (little CPU cluster) CPUs, and a NVIDIA Pascal GPU.

Figure 1 compares the average energy and time spent during the loading and the interacting phases when browsing a webpage. The min-max bars of the diagram show the variance across different pages. For each page, we profile the time and energy multiple times until the 95% confidence interval is within a range of 5% variances to ensure the measurement is statistically sound. Note that our measurement excludes time and energy during idle time. Interactions on average are 94% (up to 3x) longer and consume 44% (up to 3.5x) more energy than the initial page loading phase. This huge disparity between energy consumption and processing time suggests that previous work which only focuses on the initial page

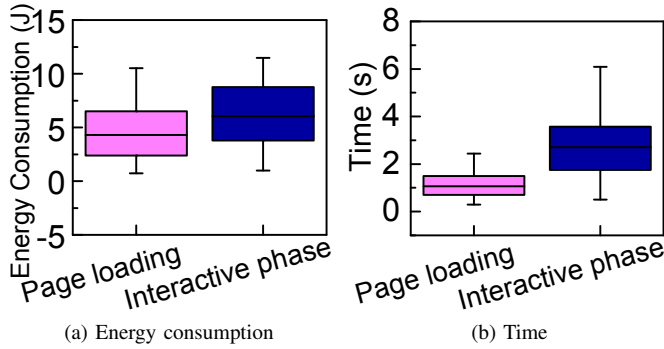


Figure 1: Energy consumption (a) and time (b) for loading 100 webpages and responding to scrolling in a WiFi network. The min-max bar shows the variance across webpages. User interactions often lead to longer running and more energy consumption over the initial page loading phase, which thus cannot be ignored for energy optimization.

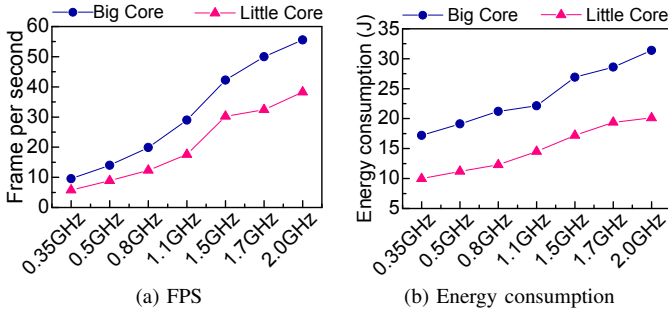


Figure 2: FPS (a) and Averaged energy consumption (b) during the interactive phase when browsing the landing page of `cnn.com` on Jetson TX2. A bar shows the measured FPS and energy when running the computation-intensive render process on the big or little cluster with a specific processor clock frequency.

loading phase would miss a massive opportunity for energy optimization.

This work aims to trade response time for reduced energy consumption. To elaborate on our point, consider now Figure 2 which shows the energy consumption and frames per second (FPS) under different CPU clock frequencies for the landing page of `cnn.com` on Jetson TX2. In this example, we map the computation-intensive render process to run on a big or a little CPU cluster under different clock frequencies, and the rest browser processes to run on the other cluster. Running the render process on the big cluster always gives a higher FPS over the little counterpart under the same processor clock frequency. However, it is not always energy-efficient to use the big processor cluster. Our user study presented in Section VI-E shows that the FPS strongly correlates to the minimum acceptable responsiveness of a user, but a typical user would be unable to tell the difference between 30 FPS and a higher screen update rate for web browsing. This finding is in line with the observation presented in a prior study on

mobile user experience [9]. This suggests that we can run the render process on the little cluster with 1.5 GHz instead of the big cluster or a higher processor frequency. Such a setting already gives a “good enough” FPS of 31 for this example but uses 36% less energy compared to running the render process on the big cluster with the same frequency.

The question here is that “what is the optimal² processor setting to use?”. The right answer depends on which CPU cluster (big or little) we choose to use and at what frequency the CPU cluster will operate on. The choice also depends on the incoming user event rate and the web content, because they determine how long it will take to update a screen view. Unfortunately, choosing the right processor setting is not trivial as an inappropriate setting can lead to either an unacceptable FPS (spoiling the QoS) or unnecessarily higher energy consumption (wasting battery life). In the next section, we will describe how to develop an adaptive scheme based on machine learning to maximize energy reduction without necessarily compromising the QoS.

V. OUR APPROACH

A. Overview

The core of our approach is a set of regression models trained offline, each is tuned for a specific user event. The trained models are then used to make predictions for *new*, *unseen* webpages. The model estimates the FPS under a specific processor frequency, by taking into consideration the web content to be rendered, and the incoming user event and event rate. The predictive model is used as a utility function to quickly search for the optimal processor setting. Predictions are made based on a set of numerical values, or *feature values*, described in Section V-C.

Some prior works on optimizing the webpage loading follow a constrained based approach to use a classifier to choose from a set of processor frequencies [3], [4]. However, these methods can only apply to the set of FPS and frequencies seen in the training data, due to the nature of classification algorithms. We avoid this drawback by employing an unconstrained based approach – our regression-based model can be used for arbitrary processor frequencies (even those that were not presented during training), because the model takes the frequency as an input.

B. Predictive Modeling

Our model for determining the optimal processor setting is a collection of artificial neural networks (ANNs). We choose ANNs because they deliver better and more robust performance than alternative classification techniques like support vector machines and decision trees (see Section VII-F).

We follow the classical 3-step supervised learning to build and deploy our models: (i) generate training data and problem modeling, (ii) train a model on training data, (iii) and use the

²In this work, the optimal processor setting is a CPU cluster (little or big in our case) with a specific clock frequency for running the render process, which gives the largest energy saving but also delivers the minimum acceptable FPS for a given user.

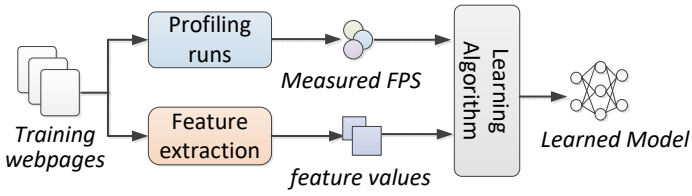


Figure 3: Training predictive models. Our models are training off-line so that the user does not pay the profiling cost during runtime deployment.

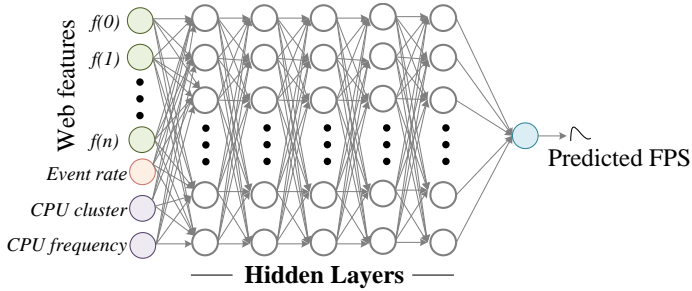


Figure 4: Our FPS predictor is a multi-layer neural network. The input to the network includes a web-feature vector of real values, the measured incoming event rate, a label indicates the big or little processor cluster and real value of the processor speed. The network outputs a real value of the estimated FPS for the given web content with an input event rate under a specific processor setting.

model on unseen data. We describe each of the steps in detail in the following subsections.

C. Training Data Generation and Problem Modeling

Training data generation: Figure 3 illustrates the process for training an ANN model, which applies to all machine-learning models we evaluate in this work. Our models are built *offline* using training webpages. In this work, we apply cross-validation by using a corpus of 80 different webpages for training and 20 different webpages for testing (see Section VI-D), which are collected from the landing page of the top-100 hottest websites ranked by *alexa.com* (see also Section VI-B). For each training webpage, we generate different training scenarios by varying the duration and speed of a target event which is recorded and replayed by a script we developed, we also extract their web feature values from the DOM tree constructed during the page loading phase. In each training scenario, we exhaustively execute the rendering process under 14 different processor settings and record the achieved FPS.

More specifically, we automatically generate 8,960 training samples for each target gesture of one user by varying the process setting, event rates and initial viewports (14 processor settings \times 8 event rates \times 80 different training webpages). We found this set of training data to be sufficient for our model structure.

Table I: Raw web features used in the work

DOM Tree	#DOM nodes #each HTML tag	depth of tree #each HTML attr.
Style Rules	#rules #each selector pattern	#each property
Other	size of the webpage (Kilobytes)	

Model structure: Figure 4 depicts the architecture of our models, which is a fully connected, feed-forward ANN with five hidden layers, where each hidden layer has 80 neurons. The model structure is determined empirically – we wrote a script to try different model structures and choose the best-performing one from our training dataset. In Section VII-F, we provide a quantified analysis on various structures.

Our model takes as input the web feature values, a measured event rate, a label indicates where to run the render process (big or little) and the clock speed of a given CPU cluster. It produces the estimated FPS as a real value. Our output layer is a linear regression function and we use the rectified linear unit (ReLU) activation function for the hidden layers. We empirically evaluated three commonly used activation functions, Sigmoid, Tan and ReLU. The result shows that ReLU gives the best performance in our training dataset. Recent studies in the machine learning community also suggest that ReLU can better avoid the vanishing gradient problem [56]. We stress that keeping the network structure simple is essential for achieving fast prediction and for learning an effective model from a relatively small training dataset.

Model Features: One of the key aspects in building a successful predictor is finding the right features to characterize the program space and the input. Our model takes in three sets of inputs, a vector of web feature values, a numerical value for the input event rate, a label of the CPU cluster (big or little) and the clock frequency of the CPU cluster (a real value). Web features are used to capture the workload characteristics, and the event rate and CPU frequency settings directly affect the resultant FPS.

To determine what web features are important for characterizing the input web content, we started from 1,084 raw features that can be collected at runtime from Google Chromium. Table I groups our raw web features into categories. The features were chosen based on previous work on optimizing mobile web browsing [4], as well as our intuitions.

Feature reduction. To learn a useful model, supervised learning typically requires the number of training samples to be an order of magnitude larger than the number of model inputs (i.e., features). Given that our training dataset size (i.e., 80 webpages) is less than the number of raw features, we need to find ways to reduce the dimensionality of the feature space. We do so by first applying Principal Component Analysis (PCA) [57] to the raw features, and then choosing the top 49 principal components (PCs) which account for around 95% of the variance of the original feature space. We record the PCA transformation matrix and use it to transform the raw features of the new webpage to PCs during runtime

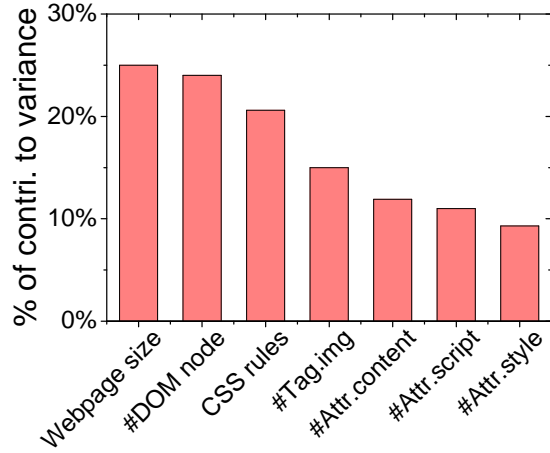


Figure 5: Top 7 most important raw web features after applying Varimax rotation and their contributions to the variances in the PCA space.

deployment. PCA is a standard statistical method for reducing the dimensionality of data. By reducing the feature dimension, we are also improving the generalizability of our models, i.e. reducing the likelihood of over-fitting on our training data.

Feature normalization. Before passing the extracted feature values to a machine learning model, we normalize or scale each of the features to a common range (between 0 and 1) to prevent the range of the order of the feature value is a factor in its importance. Scaling features does not affect the distribution or variance of their values. To scale the features of a new webpage during deployment, we record the minimum and maximum values of each feature in the training dataset and use these to scale the corresponding features. If an extracted value of an unseen webpage is outside the min-max range, we clip it to the range.

Contributions of raw features. To obtain some insights for the usefulness of each raw feature, we apply the Varimax rotation [58] to the feature space after applying PCA. This technique quantifies the contribution of each feature to each PC in terms of variances. Figure 5 shows the top 7 dominant features based on their contributions to the PCs. Features like the webpage size and the number of DOM nodes make significant contributions to the PCA space and are hence considered to be important. This is not surprising because the larger the webpage size and the number of DOM nodes are, the more processing time will be. Other features, like # CSS rules, and # Tag.img, also make great contributions to the variance on the PCA space. This because they determine how the webpage should be presented and how do they correlate to the rendering overhead. By employing an automatic feature selection and tuning process, our approach has the advantage of having better portability when targeting a new hardware architecture where the cost of web processing and the importance of web features may change. Later in Section VII-D, we provide a further analysis on the feature importance via a Hinton

diagram.

D. Model Training

The feature values of the target web content, the event speed, and the processor frequency together with the measured FPS are passed to a supervised learning algorithm to learn an ANN for each targeting event. The learning algorithm then tries to update the weights of the ANN to closely map the model input to the measured FPS.

Our models are trained using back-propagation with stochastic gradient descent (SGD). For a set of training examples $X_1 \dots X_n$, the SGD algorithm tries to find a set of network parameters Θ that minimize the output of a loss function:

$$\Theta = \arg \min_{\Theta} \frac{1}{n} \sum_{i=1}^n \ell(X_i, \Theta)$$

where loss function $\ell(x, \Theta)$ computes the mean squared logarithmic error between the model's outputs, \hat{x} , and expected values, x_i :

$$\ell = \frac{1}{n} \sum_{i=1}^n (\log(x_i + 1) - \log(\hat{x}_i + 1))^2$$

We choose this loss function because it penalizes underestimates more than overestimates. This reduces the chance of QoS violations due to an underestimated FPS target. Our model is trained using the Adam learning algorithm [59].

In this work, we train an ANN for each type of events. Since we target two types of events, scrolling and pinching, we build two ANNs. It is to note that an alternative is to have a single model for all event types. However, this strategy offers little flexibility for updating and extension as doing so would require retraining the whole model when targeting a new event. Furthermore, this alternative strategy not only will incur expensive re-training overhead but also is likely to be less effective than a specialized model [60].

E. Model Deployment

Our models are implemented in the Python scikit-learn machine learning package. The trained models are encapsulated in a Python library to be invoked by the web browser (via a browser extension in our prototype) for any webpage that is not seen in the training phase. For this work, we have developed a working prototype based on the Chromium. Our implementation requires small changes to the web browser - in total, we have modified around 700 lines of code.

Figure 6 shows how the trained models can be used during the interactive phase to determine the processor clock frequency. Feature values are extracted from the DOM tree, during the page loading phase after the downloaded web contents are parsed to construct the DOM tree. The extracted feature values are re-used throughout the interactive stage unless the DOM tree has changed significantly due to e.g., content reloading. Specifically, if there is more than 30% difference in the number of nodes between the previous and

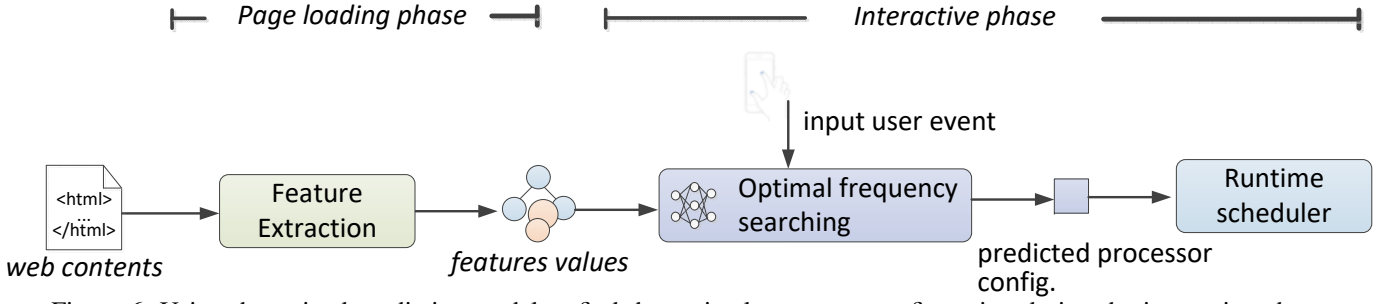


Figure 6: Using the trained predictive model to find the optimal processor configuration during the interactive phase.

Algorithm 1: Processor setting search engine

Result: c_{opt} : desired processor setting
Input: FPS_{min} : minimum acceptable FPS;
Input: r : event rate;
Input: $C[0..N-1]$: available processor settings, sorted by frequencies from low to high;

```

1 low = 0;
2 high = N-1;
3 while low != high do
4   mid = (low + high)/2;
5    $FPS_{pred} = pred(C[mid], ...)$ ;
6   if  $FPS_{pred} > FPS_{min}$  then
7     high = mid - 1;
8   else if  $FPS_{pred} < FPS_{min}$  then
9     low = mid + 1;
10  else
11    return  $c_{opt} = C[mid]$ ;
12  end
13 end
14  $FPS_{low} = pred(C[low], ...)$ ;
15  $FPS_{high} = pred(C[high], ...)$ ;
16 /*Return the closest FPS setting*/
17 return  $c_{opt} = (FPS_{low} - FPS_{min}) <$ 
     $(FPS_{min} - FPS_{high}) ? C[low + 1] : C[high]$ ;

```

the current DOM trees, we will update the feature values by performing feature extraction on the current DOM tree. The prediction and frequency configuration will be triggered if one of the targeting user input is detected. To make a prediction, we first choose a model for the input event. The chosen model is then used to estimate the achieved FPS under different processor settings to find out the optimal setting. The predicted setting is passed to the runtime scheduler to perform task scheduling and hardware configuration. We note that the runtime scheduler only reconfigures the hardware if the predicted setting is different from the current one.

Our model also takes as input the event rate. This is calculated based on a sampling window of 200 ms. This window is also used to smooth the input event speed. We found that all the interactive sessions captured in our user study fit into this window. Furthermore, we do not predict future event rates, but a change of the event rate in the

next sampling window might trigger a reconfiguration of the processor settings.

We also note that a frequently changed event rate might affect the response time and energy savings. However, we found that this rarely happens (during an interactive session) for the two events we target (scrolling and pinching).

The pseudocode in Algorithm 1 describes our binary-search-based processor setting search algorithm. The search engine uses the predictive model (line 5), $pred$, to quickly find a desired processor setting, c_{opt} , from a range of available options, $C[]$. The goal is to find a processor configuration which hopefully will lead to an FPS that is as close as possible to the minimum acceptable FPS, FPS_{min} . It is possible that none of the predicted FPS values, FPS_{pred} , exactly matches the minimum acceptable FPS, FPS_{min} . In this case, we return the one that gives the closest FPS value (line 17), but we always choose the next higher frequency setting, $C[low + 1]$, to increase the likelihood for meeting FPS_{min} . In the extreme case, we might choose to use the highest clock frequency provided by the hardware.

It is also worth mentioning that the overhead of feature extraction, model prediction, and processor frequency searching and configuration is small. It is less than 10 ms which is already included in our experimental results.

VI. EVALUATION SETUP

We now describe our experimental setup and evaluation methodology.

A. Hardware and Software Platforms

We evaluate our approach on two distinct mobile platforms: an Odroid Xu3 and a Jetson TX2. Table II gives detailed information about the evaluation platforms. Both platforms implement the widely used ARM big.LITTLE mobile architecture but with different CPU generations and frequency setting knobs. The Odroid Xu3 implements the Exynos 5410 SoC that was released in 2014, and thus represents a low to medium end mobile spec. It is to note a recent study published in 2019 [61] suggests that 75% of today's smartphones still use a CPU design that was released before 2013. Therefore, including Odroid Xu3 in our evaluation ensures that our approach is evaluated on a platform that presents a wide range of mobile devices. In contrast to Odroid Xu3, the Jetson TX2 integrates a more recent SoC (released in 2017), and has larger RAM

Table II: Mobile platforms used in evaluation

	Odroid Xu3	Nvidia Jetson TX2
big CPU	32bit quad-core Cortex-A15 @ 2.0GHz	64bit quad-core Cortex-A57 @ 2.0 GHz
LITTLE CPU	32bit quad-core Cortex-A7 @ 1.4GHz	64bit dual-core Denver2 @ 2.0 GHz
GPU	8-core Mali-T628 @ 600MHz	256-core NVIDIA Pascal @ 1.3GHz

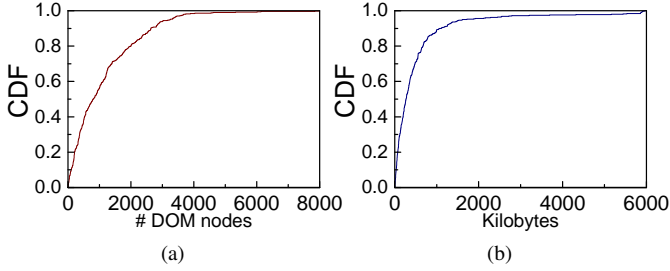


Figure 7: The cumulative distribution function (CDF) for the number of DOM nodes (a) and size of web content (b) of the 100 webpages used in evaluation.

and more powerful CPUs. Therefore, it represents a higher end, more recent smartphone spec.

We use the onboard energy sensors provided by both systems to measure the power consumption of the *entire* system. These sensors and power meters have been proven to be accurate in prior work [4].

For systems software, our evaluation systems run Ubuntu 16.04 with the big.LITTLE enabled scheduler³. We implemented our approach in Google Chromium (ver. 73.0) which is compiled using the gcc compiler (ver. 7.2) with default compilation options provided by the Chromium using the “release” version.

B. Web Workloads

Throughout this work, we use the landing page of the top 100 hottest websites (as of April 2019) from www.alexa.com. We use the mobile version of a website if available. Figure 7 shows the CDF of the number of DOM nodes and web content sizes. The DOM node and webpage sizes range from small (4 DOM nodes and 40 KB) to large (over 8,000 DOM nodes and 6 MB). The wide distribution of webpages indicates that our test data cover a diverse set of webpages. Overall, we test our approach on 16,000 samples (100 webpages \times 20 users \times 8 event rates), representing one of the largest-scale experiments seen to date on mobile web browser optimizations.

C. Baseline and Competitive Approach

Baseline. As a baseline, we use `interactive` as the default CPU frequency governor. This is a standard power

³Because Chromium for Android does not support extensions, we implemented our approach on the Linux version that shares the same code base as the Android Chromium and compare to the Android default `interactive` CPU frequency governor. However, our techniques can be built directly into the Chromium browser for Android, and we leave this as our future work.

management policy used by the Android system for interactive applications. We use the default setting of the `interactive` governor, described as follows. The governor samples the CPU load within a window of 80 ms. It raises the frequency if the CPU utilization is above 85%; after that, it waits for at least 20 ms before re-sampling the CPU to decide whether to lower or raise the frequency.

State-of-the-art. We compare our approach against eBrowser [6], the most closely related recent work. eBrowser reduces the energy consumption for a given user event by putting the rendering process into sleep for some time. This essentially reduces the number of events to be processed as some of the user events within an interaction window will be dropped by the browser during sleep. eBrowser uses a linear regression model to model the acceptable event rate on a per-user basis. However, it requires statistical data to be sent to a remote server to learn a model and relies on the operating system for power management. By contrast, our approach does not drop user events (as doing so could miss important inputs) and actively participates in power management by using the knowledge of the web workloads to determine the processor configuration. We control the FPS by adjusting the processor running frequency. For example, a higher CPU frequency will enable the system to process more frames per second. We port the open source implementation of eBrowser⁴ to the latest version of Chromium used in our experiments.

D. Evaluation Methodology

Predictive model evaluation. We use five-fold cross-validation in our experiments. Specifically, we partition our 100 webpages into 5 sets where each set contains 20 webpages. We keep one set as the validation data for testing our model, and the remaining 4 sets for training data to learn a model. We repeat this process five times (folds) to make sure that each of the 5 sets used exactly once as the validation data. We then report the averaged accuracy achieved across the 10 validation sets. This is a standard evaluation methodology, providing an estimate of the generalization ability of a machine-learning model in predicting *unseen* data.

Evaluation metrics. In our evaluation, we use two metrics: energy reduction and QoS violation. Energy reduction is normalized to the energy measurement when using the `interactive` CPU governor. QoS violation is calculate as δ / FPS_{min} , where δ is the number of FPS falls below

⁴<https://github.com/cloud-ecnu/ebrowser-1>

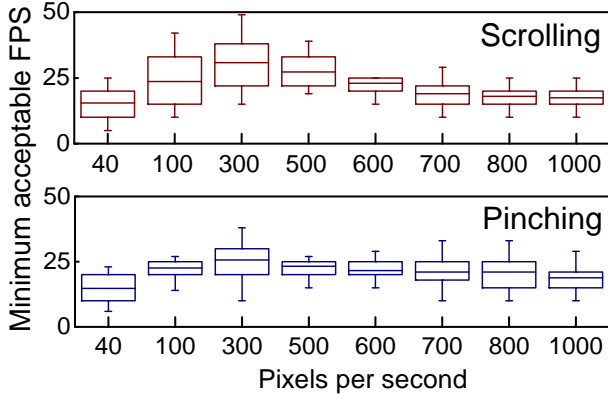


Figure 8: The minimum acceptable FPS across 100 webpages, 20 users and eight event rates (measured by the number of pixels per second touched by the finger). The “whisker” of a box shows the variance across webpages and users. The minimum acceptable FPS changes across event rates, webpages and users, suggesting an adaptive optimization scheme is needed.

the minimum acceptable FPS, FPS_{min} . If the resulting FPS is greater than the minimum acceptable FPS, we consider there is no QoS violation (but this may lead to higher energy consumption when reporting energy saving).

Measurements. To measure energy consumption, we developed a lightweight runtime to take readings from the onboard energy sensors at a frequency of 100 samples per second. We then matched the energy readings against the timestamps in an interactive window to calculate the energy consumption. For the FPS, we develop a web extension to record the number of request calls processed by the browser per second, by counting the number of invocations of the Chromium `window.requestAnimationFrame()` API.

Performance report. Unless state otherwise, we report the *geometric mean* across experimental settings. We note that geometric mean has been shown to be better at minimizing the impact of performance outliers over arithmetic mean, and is a preferred metric for performance reporting [62]. To collect run-time and energy consumption, we run each approach on a testing input repeatedly until the variance under a 95% confidence per input is smaller than 2%. This repeat running strategy is essential for obtaining statistically sounded results. Finally, to isolate the impact of network latency, all the testing webpages are downloaded and loaded from the disk. We also disable the cache of the web browser to ensure consistent results across different runs of the same page. We consider this is a reasonable setting as our work focuses on the interactive phase where most of the content would have already been downloaded.

E. Quantifying QoS

To quantify the QoS during web interactions, we conducted a user study. Our user study involved 20 participants (10 females) who were the students at our institution during the

time this work was conducted. The participants were at the age group of under 30 and are a frequent user of web-related mobile applications. In our experiment, we automatically replay the user interactions on 100 webpages for each of the targeting gestures (scrolling and pinching) under eight event rates (quantified by the number of pixels per second touched by the finger). In this user study, we display the content under various on-screen update speed (measured by the FPS). We then ask each user to score the experience using a Likert Scale of 5 scores, where a score of 0, 3 and 5 being very dissatisfied, acceptable and very satisfied respectively.

Figure 8 plots the minimum acceptable FPS for scrolling and pinching, averaging across testing webpages and users. The mini-max bar shows the variation across different users. The x-axis shows the eight event rates used in the evaluation. We stress that our approach can be applied to an arbitrary event rate as the measured event rate is part of the model’s input. Our user study suggests that the FPS strongly correlates to the QoS. For the same user, the acceptable QoS for a given event-rate for a gesture corresponds to more or less the same FPS (with a standard deviation of less than 4.4). However, the minimum acceptable FPS varies across users and events, indicating adaptive optimization is required. Note that our observations are in line with the findings reported by eBrowser [6] and we do not claim novelty in this aspect.

In our experiments, we use the results of this user study as the minimum acceptable FPS guidelines. When reporting QoS violations, we measure the performance of each scheme for each testing page under each user-specific acceptable FPS. For reproducibility, in our experiments, we automatically generate eight different event rates for each testing page using a script. We then report the performance of energy saving and QoS violations across 100 webpages, 20 user-specific minimum acceptable FPS settings and eight event rates.

VII. EXPERIMENTAL RESULTS

In this section, we first report the overall results of our experiments, showing that our approach consistently outperforms the state-of-the-art across hardware architectures and evaluation metrics. We then provide details on the working mechanism of predictive modeling, including the prediction accuracy and distribution, feature importance, overhead and alternative modeling techniques.

As a highlight, our key findings are:

- Our approach delivers consistently more energy saving but with a lower QoS violation when comparing to the state-of-the-art on both of our evaluation platforms (Section VII-A).
- Our approach gives consistent good performance for predicting the resultant FPS under a given processor setting, with a low average prediction error of less than 15% (Section VII-B).
- We provide a detailed analysis of the working mechanism of our approach to justify the design choices (Sections VII-D to VII-F).

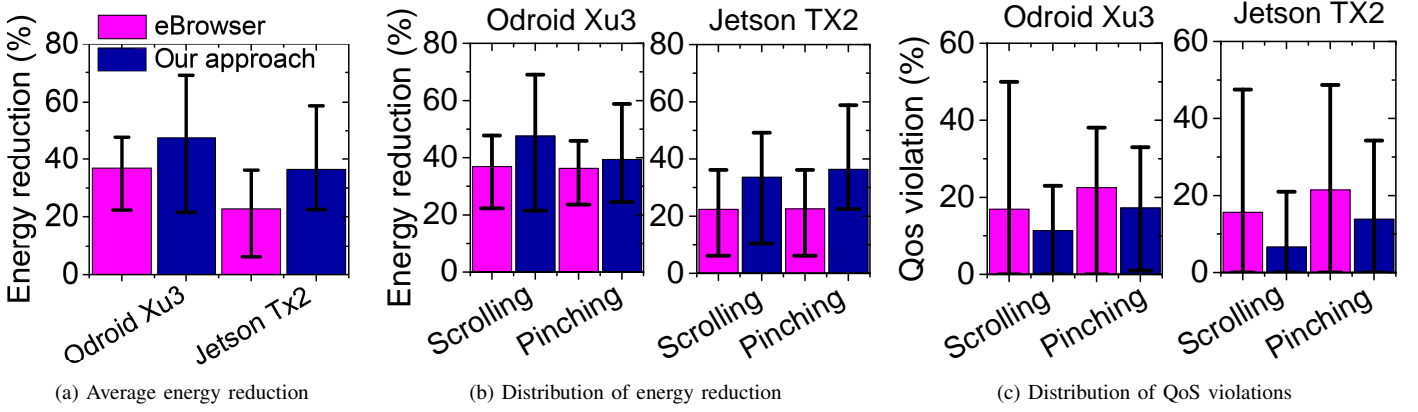


Figure 9: Average (a) and the distribution of energy reduction (b), as well as the distribution of QoS violations (lower is better) over the *interactive* CPU governor across 100 webpages for meeting the QoS targets across 20 users. Our approach achieves over 12% more energy saving but with less frequent QoS violations.

A. Overall Performance

Figure 9a compares the energy reduction of our approach against eBrowser on Odroid Xu3 and Jetson TX2, where the baseline is the default *interactive* CPU frequency governor. The min-max bars show the variance of energy reduction. By trading responsiveness for energy, both approaches were able to lower the energy consumption for processing user events. eBrowser gives an average energy reduction of 36.9% and 22.6% on Odroid Xu3 and Jetson TX2 respectively. By exploiting the processor frequency and heterogeneous architecture design, our approach gives a higher energy saving of 47.6% (up to 70%) and 36.4% (up to 60%) on Odroid Xu3 and Jetson TX2 respectively. These translate to an improvement of 17% and 17.8% on energy reduction over eBrowser on Odroid Xu3 and Jetson TX2 respectively.

Figure 9b shows the distribution of energy reduction across testing webpages for each of our evaluation platforms. The min and max bars represent the highest and the lowest energy reduction found across 100 webpages for meeting the QoS metric of 20 users. Our approach consistently outperforms eBrowser not only with a larger averaged energy reduction but also with a better improvement for 80% of the webpages. On only 20% of the webpages, our approach gives marginally lower energy savings (less than 10%), but our approach does not miss or drop any user event like eBrowser.

Figure 9c compares the QoS violation of our approach against eBrowser on both evaluation platforms for scrolling and pinching. We observe a higher QoS violation for pinching over scrolling. This is because scrolling often lasts longer than pinching, which offers more room for scheduling and predictions. While eBrowser can reduce the energy consumption by processing fewer user inputs, it incurs an average QoS violation of 19.5% (up to 52.3%) and 19% (up to 47.5%) on Odroid Xu3 and Jetson TX2 respectively. By contrast, our approach has a lower QoS violation of less than 12.5% and 16% on Odroid Xu3 and Jetson Tx2 respectively. This suggests that our approach can reduce energy consumption while can

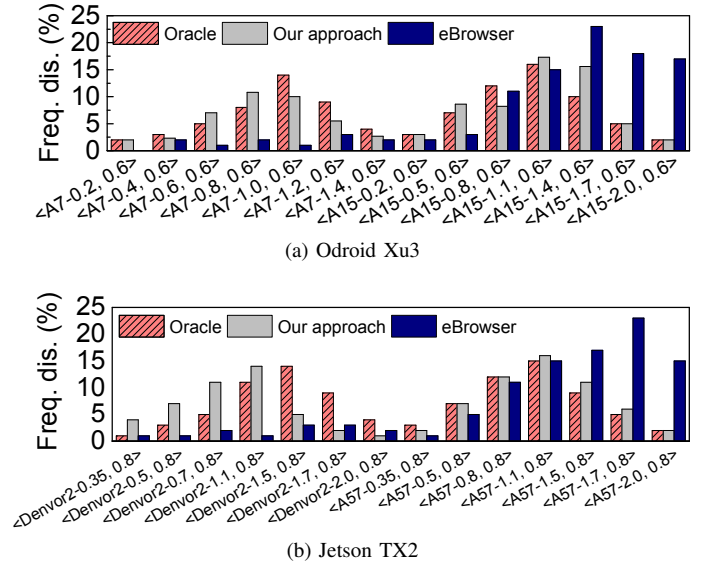


Figure 10: The distribution of processor configuration chosen by an oracle approach, our approach and eBrowser. Our approach chooses the low-power processor frequencies more often than eBrowser, which gives higher energy savings.

maintain a higher level of QoS compared to eBrowser.

In an attempt to explain the performance gains of our approach over eBrowser, we compare the distribution of the processor frequency settings chosen by our approach, eBrowser and an Oracle approach. The Oracle approach is a theoretical perfect approach that always gives the optimal processor setting. We determine the optimal processor setting by profiling all possible configurations on each webpage.

Figure 10 shows the results on each platform. The x-axis of the diagrams shows a processor configuration on a hardware platform, and the y-axis shows how often a configuration is chosen in our evaluation dataset. The processor configurations are sorted by their power consumption, from low to high.

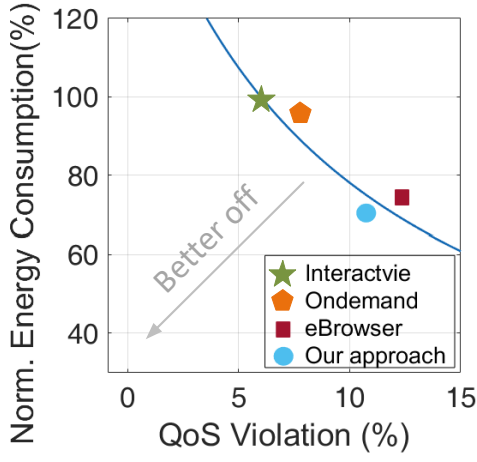


Figure 11: A Pareto efficiency diagram shows the QoS-energy tradeoff given by different scheduling policies when interacting with the landing page of `cnn.com` (Section IV). Energy consumption is normalized to the interactive CPU governor. Our approach gives the best trade-off.

As can be seen from the diagram, eBrowser is in favor of high-power processor configuration because it relies on the interactive CPU governor to control the CPU frequency. By contrast, our approach often chooses a low-power processor configuration when possible. By exploiting web workload characteristics to actively exploiting the frequency control knobs offered by the heterogeneous hardware design, our approach thus leads to better performance over eBrowser.

Finally, Figure 11 shows the Pareto efficiency of our approach, eBrowser, the Interactive and Ondemand CPU governor⁵ when processing the landing page of `cnn.com` (see Section IV). From the diagram, we see that our approach gives the best trade-off among all schemes for trading responsive time for energy reduction.

B. FPS Prediction Accuracy

The violin plots in Figure 12 show the error rate for FPS value prediction for scrolling and pinching under the most frequently used processor setting of each platform. The error, e , is calculated as:

$$e = \frac{|FPS_{measured} - FPS_{pred}|}{FPS_{measured}}$$

where $FPS_{measured}$ and FPS_{pred} are the measured and predicted FPS respectively.

In the diagram, the thick line shows where 50% of the data lines. The white dot is the position of the median. Our predictive models are highly accurate in predicting the FPS, with a mean error of less than 15% on both evaluation platforms. The prediction accuracy can be further improved by providing to the learning algorithm more training data, which also permits the use of a larger number of features to better

⁵While Ondemand favours energy savings but it leads to significant QoS violations and is rarely used for interactive applications.

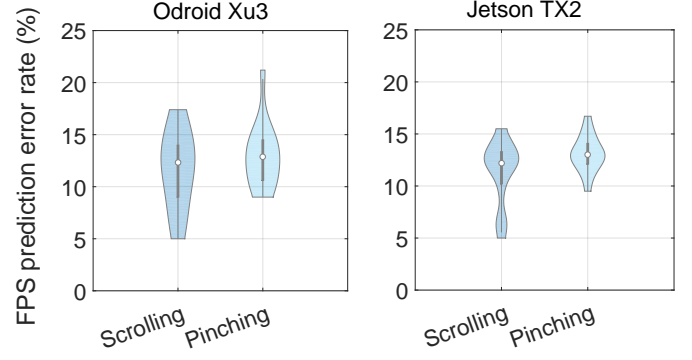


Figure 12: The FPS prediction errors. The thick line shows where 50% of the data lines and the white dot shows the median value. Our approach gives a low prediction error of less than 15% on both platforms.

capture the application behavior. Nonetheless, our approach can give good results using as few as 80 training webpages.

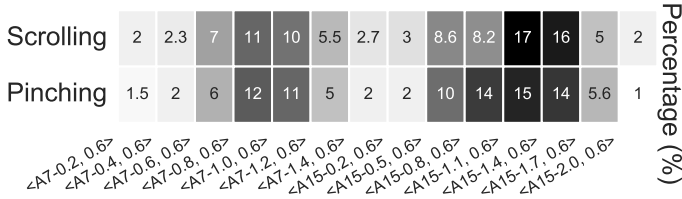
C. Processor Setting Distribution

The heat maps in Figure 13 depict how frequent a processor setting is chosen for pinching and scrolling on each of our evaluation platforms. In the diagram, we use the notation $\langle \text{Rendering CPU cluster-frequency, frequency of the other CPU cluster} \rangle$ to denote a processor configuration. For example, a configuration of $\langle A7 - 0.2, 0.6 \rangle$ on Odroid Xu3 means that the render process running on the A7 core (little cluster) at 200Mhz and the remaining processes run on the A15 core (big cluster) at 600MHz; similarly, a configuration of $\langle A57 - 1.1, 0.8 \rangle$ on Jetson TX2 means that the render process runs on the A57 core (big cluster) at 1.1GHz and the remaining processes run on the Denvor2 core (little cluster) at 800MHz.

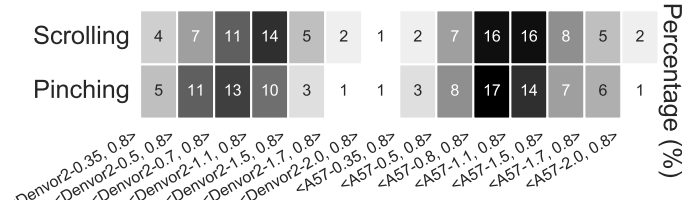
As can be seen from the diagram, there is no single processor configuration is considered to be optimal for more than 20% of our testing scenarios, and the frequency for a configuration to be optimal varies across hardware platforms. The results reinforce our claim that a single “one-size-fits-all” model is unlikely to deliver good performance across hardware architectures. Our work avoids this drawback by developing a portable approach using machine learning.

D. Feature Importance

In an attempt to visualize what features are important for predicting the FPS, we plot a Hinton diagram in Figure 14. In the diagram, the larger the box, the more significantly a particular feature contributes to the prediction accuracy on a given platform. The importance is calculated through the information gain ratio. It can be observed that HTML tags and attributes (e.g. webpage size, #DOM nodes, DOM tree depth) and style rules are useful when determining the processor configurations on both platforms, but the importance varies across hardware architectures. We also observe that some features, like HTML tag.IMG and HTML tag.Script, are useful for Odroid XU3



(a) Odroid Xu3



(b) Jetson TX2

Figure 13: How often (as percentages) a processor configuration is considered to be optimal by our model. There is no single configuration that is considered to be optimal for more than 20% of the testing scenarios, suggesting the need for an adaptive scheme.




Figure 14: The Hinton diagram illustrates the importance of selected features for FPS predictions. The feature importance can vary across platforms, suggesting the need for an adaptive scheme.

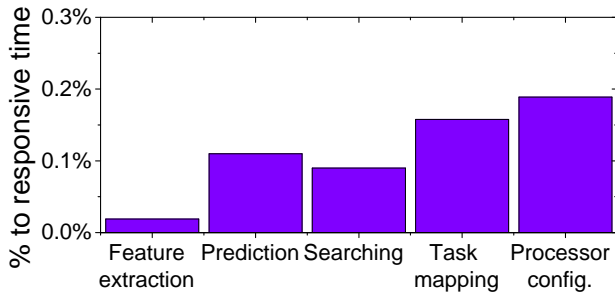


Figure 15: Breakdown of runtime overhead. Our approach incurs little runtime overhead.

and are less important for Jetson TX2, which because Odroid Xu3 takes longer to process images and JavaScript over Jetson TX due to its less powerful computation capability. This diagram suggests a generic, platform-independent optimization model [5] is unlikely to be effective across a diverse set of architectures.

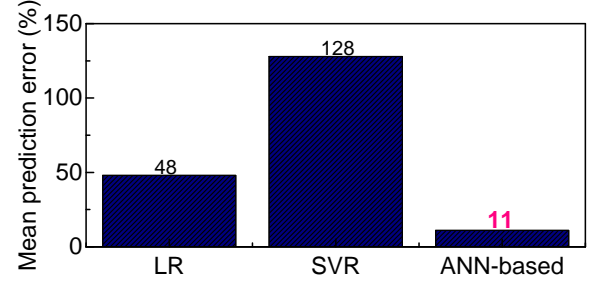


Figure 16: The mean FPS prediction error of our ANN-based approach, LR and SVR. Our approach gives the lowest mean prediction error.

E. Overhead Breakdown

Figure 15 gives a breakdown of the runtime overhead of our approach (which was already included in our experimental results). The overhead of our approach including feature extraction, prediction and searching, and task mapping and processor configuration. Feature extraction typically only needs to perform once after the DOM tree has been constructed. Task migration and processor frequency setting account for the majority of the overhead, but is less than 0.3% of the end-to-end turnaround time. Such a small overhead can be easily amortized by improved energy efficiency. We note that the user does not experience the training overhead as training data generation and learning were performed *off-line*.

F. Alternative Predictive Modeling Techniques

We compare our ANN-based FPS predictor and two widely used regression techniques: linear regression (LR) and support vector regression (SVR). For a fair comparison, we train and evaluate all techniques on the same dataset. Figure 16 shows the mean prediction error given by each modeling technique. Our approach gives the most accurate prediction results with the least mean error across testing web pages, which is 77% and 91% lower than the LR and SVR counterparts respectively.

Figure 17 shows how the FPS prediction error changes when different numbers of hidden layers are used for our ANN model. Increasing the number of layers leads to a slightly improved prediction accuracy, but it reaches a plateau after five layers. Using more than five layers would lead to a drop in accuracy, which is mainly attributed to our relatively small training dataset. In this paper, we choose an ANN of five layers as it gives the smallest prediction error and does not require a large training dataset to learn.

VIII. DISCUSSIONS AND FUTURE WORK

Our work represents a new attempt for energy-efficient mobile web interactions through the use of machine learning. Like many research works, there is room for further work and improvements. In this section, we discuss a few points on how we can improve the work.

Performance Portability. A practical problem of a supervised learning approach is how to ensure the model can target a

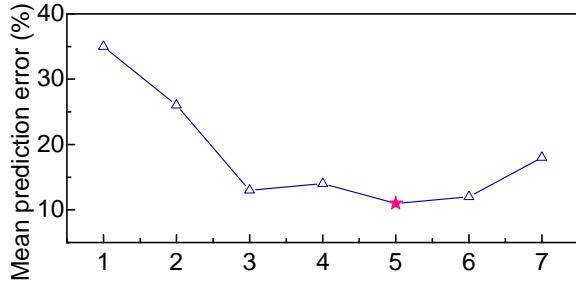


Figure 17: Mean FPS prediction errors with different number of neural hidden layers.

wide range of devices and users. While retraining the model using data collected from the deployment environment can help to re-target an existing model to a new environment, this can incur significant overhead for training data collection. Our future work will investigate how to quickly port a decision model to a new environment.

Multi-tasking mobile workloads. Our work assumes the user is interacting with one webpage at a time. This is a reasonable assumption for mobile applications as unlike desktop PCs, there is typically only one foreground task which the user is dealing with; background programs on mobile devices are typically put into a suspended (sleeping) or closed status. Nonetheless, our approach can be extended to a multi-tasking computing environment that consists of multiple concurrently running workloads. This can be achieved by triggering our scheduler when a web view is presented to the user.

Network latency. Our work focuses on the interactive stage after a page has been loaded and processed to construct the DOM tree. Hence, we do not consider the impact of network latency. It is possible that a user interaction might trigger a new download activity, e.g., loading a new image. This is not explicitly modeled by our approach. However, there is work on energy optimization for page loading, which considers the impact of networks [4]. Such work is orthogonal to our approach. Extending our work to consider the impact of network latency during user interactions is our future work.

Impact of GPU frequency settings. Our work does not model the impact of GPU frequency. Instead, we rely on the default GPU frequency governor to do so. However, our approach can be extended to dynamically adjust the GPU frequency. This would require us to collect empirical data to learn how the GPU frequency setting affect the FPS. Training data collection and learning can be performed automatically in the same way as we did throughout the work, and our methodology for model training and deployment can remain unchanged. We leave this as our future work.

Dynamic content. Our techniques were evaluated on static web content primarily consist of HTML files and images, which remain the dominant content for mobile web applications. To target dynamic content such as JavaScript content

or video streaming, we will need new features to capture the workloads and a mechanism for constant monitoring and frequency adjustment. Given the dynamic nature of the problem, it might be interesting to investigate whether a reinforcement learning based approach [63] can be better capture the behavior of the application domain.

Impact of displays. Our work does not leverage the correlation between the web content and on-screen displays to further reduce energy consumption. Nonetheless, our approach can be easily integrated with a display-based energy optimization scheme (which utilizing the color and brightness settings to save energy), as the processor setting, in general, is independent on the colors and brightness of the screen. We investigate such a holistic approach in our future work.

IX. CONCLUSIONS

This paper has presented a novel machine learning based approach for optimizing interactive mobile web browsing. At the heart of our approach is a set of machine-learning-based regression models for predicting the resultant FPS under a given task to core and processor frequency setting. The predictive models are first trained offline using training web pages and then used at runtime as a cost function to quickly search for the optimal processor setting for new, unseen web content. We demonstrate that by carefully trading the responsive time, one can significantly reduce the energy consumption during the interaction phase of mobile web browsing. We show that such energy reduction can be achieved without significantly compromising the user-perceived latency or QoS.

We apply our approach to two representative mobile interactive events. We implement our methods in the open-source Chromium web browser, and thoroughly evaluated the developed system on two distinct heterogeneous mobile platforms using the landing pages of top-100 popular websites. Experimental results show that our approach outperforms the state-of-the-art across webpages and evaluation platforms and criteria. On average, our approach reduces the energy consumption by over 17% over the state-of-the-art, and it achieves this with fewer QoS violations.

REFERENCES

- [1] Dave Chaffey. Mobile marketing statistics compilation. <https://www.smartinsights.com/mobile-marketing/mobile-marketing-analytics/mobile-marketing-statistics/>, 2018.
- [2] Greg Sterling. Morgan stanley: No, apps aren't winning. the mobile browser is. <https://marketingland.com/morgan-stanley-no-apps-arent-winning-the-mobile-browser-is-144303>, 2015.
- [3] Jie Ren et al. Optimise web browsing on heterogeneous mobile platforms: a machine learning based approach. In *INFOCOM '17*, 2017.
- [4] Jie Ren, Xiaoming Wang, Jianbin Fang, Yansong Feng, Dongxiao Zhu, Zhunchen Luo, Jie Zheng, and Zheng Wang. Proteus: Network-aware web browsing on heterogeneous mobile systems. In *Proceedings of the 14th International Conference on Emerging Networking EXperiments and Technologies*, CoNEXT '18, 2018.
- [5] Yu Feng and Yuhao Zhu. Pes: Proactive event scheduling for responsive and energy-efficient mobile web computing. In *International Symposium on Computer Architecture (ISCA)*, 2019.

- [6] Fei Xu, Shuai Yang, Zhi Zhou, and Jia Rao. ebrowser: Making human-mobile web interactions energy efficient with event rate learning. In *2018 IEEE 38th International Conference on Distributed Computing Systems (ICDCS)*, pages 523–533, 2018.
- [7] Zheng Wang and Michael O’Boyle. Machine learning in compiler optimization. *Proceedings of the IEEE*, (99):1–23, 2018.
- [8] ARM Ltd. Arm big.little. <https://www.arm.com/why-arm/technologies/big-little>.
- [9] Volker Seeker, Pavlos Petoumenos, Hugh Leather, and Björn Franke. Measuring qoe of interactive workloads and characterising frequency governors on mobile devices. In *2014 IEEE International Symposium on Workload Characterization (IISWC)*, pages 61–70. IEEE, 2014.
- [10] The chromium projects. <https://www.chromium.org/>, 2019.
- [11] Alexa. <http://www.alexa.com/topsites>, 2019.
- [12] Zheng Wang, Dominik Grewe, and Michael FP O’boyle. Automatic and portable mapping of data parallel programs to opengl for gpu-based heterogeneous systems. *ACM Transactions on Architecture and Code Optimization (TACO)*, 11(4):42, 2015.
- [13] Kevin Moran, Carlos Bernal-Cárdenas, Mario Linares-Vásquez, and Denys Poshyvanyk. Overcoming language dichotomies: toward effective program comprehension for mobile app development. In *Proceedings of the 26th Conference on Program Comprehension*, pages 7–18. ACM, 2018.
- [14] Ben Taylor, Vicent Sanz Marco, and Zheng Wang. Adaptive optimization for opengl programs on embedded heterogeneous systems. In *Proceedings of the 18th ACM SIGPLAN/SIGBED Conference on Languages, Compilers, and Tools for Embedded Systems, LCTES 2017*, 2017.
- [15] Ben Taylor, Vicent Sanz Marco, Willy Wolff, Yehia Elkhatib, and Zheng Wang. Adaptive deep learning model selection on embedded systems. In *Proceedings of the 19th ACM SIGPLAN/SIGBED International Conference on Languages, Compilers, and Tools for Embedded Systems*, pages 31–43. ACM, 2018.
- [16] W. Hu and G. Cao. Energy optimization through traffic aggregation in wireless networks. In *IEEE INFOCOM 2014 - IEEE Conference on Computer Communications*, pages 916–924, 2014.
- [17] Ding Li, Yingjun Lyu, Jiaping Gui, and William GJ Halfond. Automated energy optimization of http requests for mobile applications. In *Proceedings of the 38th international conference on software engineering*, pages 249–260. ACM, 2016.
- [18] Ali Sehati and Majid Ghaderi. Energy-delay tradeoff for request bundling on smartphones. In *IEEE INFOCOM 2017-IEEE Conference on Computer Communications*, pages 1–9. IEEE, 2017.
- [19] Yuhao Zhu and Vijay Janapa Reddi. High-performance and energy-efficient mobile web browsing on big/little systems. In *2013 IEEE 19th International Symposium on High Performance Computer Architecture (HPCA)*, pages 13–24. IEEE, 2013.
- [20] N. Peters, S. Park, D. Clifford, S. Kyostila, R. McIlroy, B. Meurer, H. Payer, and S. Chakraborty. Phase-aware web browser power management on hmp platforms. In *Proceedings of the 2018 International Conference on Supercomputing, ICS ’18*, 2018.
- [21] Narendran Thiagarajan, Gaurav Aggarwal, Angela Nicoara, Dan Boneh, and Jatinder Pal Singh. Who killed my battery?: analyzing mobile browser energy consumption. In *Proceedings of the 21st international conference on World Wide Web*, pages 41–50. ACM, 2012.
- [22] Yi Cao, Javad Nejati, Muhammad Wajahat, Aruna Balasubramanian, and Anshul Gandhi. Deconstructing the energy consumption of the mobile page load. *Proceedings of the ACM on Measurement and Analysis of Computing Systems*, 1(1):6, 2017.
- [23] Michael Butkiewicz, Daimeng Wang, Zhe Wu, Harsha V Madhyastha, and Vyas Sekar. Klotzki: Reprioritizing web content to improve user experience on mobile devices. In *12th {USENIX} Symposium on Networked Systems Design and Implementation ({NSDI} 15)*, pages 439–453, 2015.
- [24] Ravi Netravali and James Mickens. Prophecy: accelerating mobile page loads using final-state write logs. In *15th {USENIX} Symposium on Networked Systems Design and Implementation ({NSDI} 18)*, pages 249–266, 2018.
- [25] Feng Qian, Subhabrata Sen, and Oliver Spatscheck. Characterizing resource usage for mobile web browsing. In *Proceedings of the 12th Annual International Conference on Mobile Systems, Applications, and Services, MobiSys ’14*, 2014.
- [26] Duc Hoang Bui, Yunxin Liu, Hyosu Kim, Insik Shin, and Feng Zhao. Rethinking energy-performance trade-off in mobile web page loading. In *Proceedings of the 21st Annual International Conference on Mobile Computing and Networking*, pages 14–26. ACM, 2015.
- [27] Cedric Augonnet and OTHERS. Starpu: A unified platform for task scheduling on heterogeneous multicore architectures. *Concurr. Comput. : Pract. Exper.*, 2011.
- [28] Sparsh Mittal and Jeffrey S Vetter. A survey of cpu-gpu heterogeneous computing techniques. *ACM Computing Surveys (CSUR)*, 47(4):69, 2015.
- [29] Kallia Chronaki, Alejandro Rico, Marc Casas, Miquel Moretó, Rosa M Badia, Eduard Ayguadé, Jesus Labarta, and Mateo Valero. Task scheduling techniques for asymmetric multi-core systems. *IEEE Transactions on Parallel and Distributed Systems*, 28(7):2074–2087, 2016.
- [30] Emilio Castillo, Lluç Alvarez, Miquel Moreto, Marc Casas, Enrique Vallejo, Jose Luis Bosque, Ramon Beivide, and Mateo Valero. Architectural support for task dependence management with flexible software scheduling. In *2018 IEEE International Symposium on High Performance Computer Architecture (HPCA)*, pages 283–295. IEEE, 2018.
- [31] Andreas Krause, Asim Smailagic, and Daniel P Siewiorek. Context-aware mobile computing: Learning context-dependent personal preferences from a wearable sensor array. *IEEE Transactions on Mobile Computing*, 5(2):113–127, 2005.
- [32] Thomas Plötz and Yu Guan. Deep learning for human activity recognition in mobile computing. *Computer*, 51(5):50–59, 2018.
- [33] Jie Zhang, Zhanyong Tang, Meng Li, Dingyi Fang, Petteri Nurmi, and Zheng Wang. Crosssense: Towards cross-site and large-scale wifi sensing. In *Proceedings of the 24th Annual International Conference on Mobile Computing and Networking, MobiCom ’18*, 2018.
- [34] Zheng Wang et al. Integrating profile-driven parallelism detection and machine-learning-based mapping. *ACM TACO*, 2014.
- [35] Georgios Tournavitis et al. Towards a holistic approach to auto-parallelization: Integrating profile-driven parallelism detection and machine-learning based mapping. In *PLDI ’09*, 2009.
- [36] Zheng Wang and Michael F.P. O’Boyle. Mapping parallelism to multi-cores: A machine learning based approach. In *PPoPP ’09*, 2009.
- [37] Zheng Wang and Michael FP O’Boyle. Partitioning streaming parallelism for multi-cores: a machine learning based approach. In *PACT ’10*, 2010.
- [38] Dominik Grewe et al. Portable mapping of data parallel programs to opengl for heterogeneous systems. In *CGO*, 2013.
- [39] Zheng Wang and Michael FP O’boyle. Using machine learning to partition streaming programs. *ACM TACO*, 2013.
- [40] Zheng Wang et al. Automatic and portable mapping of data parallel programs to opengl for gpu-based heterogeneous systems. *ACM TACO*, 2014.
- [41] William F Ogilvie et al. Fast automatic heuristic construction using active learning. In *LCPC ’14*, 2014.
- [42] Chris Cummins et al. End-to-end deep learning of optimization heuristics. In *PACT ’17*, 2017.
- [43] William F Ogilvie et al. Minimizing the cost of iterative compilation with active learning. In *CGO ’17*, 2017.
- [44] Shizhao Chen et al. Adaptive optimization of sparse matrix-vector multiplication on emerging many-core architectures. In *HPCC ’18*, 2018.
- [45] Peng Zhang, , et al. Auto-tuning streamed applications on intel xeon phi. In *IPDPS ’18*, 2018.
- [46] Chen Lindong et al. Optimizing sparse matrix-vector multiplications on an armv8-based many-core architecture. *International Journal of Parallel Programming*, 2018.
- [47] Dominik Grewe et al. A workload-aware mapping approach for data-parallel programs. In *HiPEAC ’11*, 2011.
- [48] Murali Krishna Emami et al. Smart, adaptive mapping of parallelism in the presence of external workload. In *CGO ’13*, 2013.
- [49] Dominik Grewe et al. Opengl task partitioning in the presence of gpu contention. In *LCPC ’13*, 2013.
- [50] Yuan Wen et al. Smart multi-task scheduling for opengl programs on cpu/gpu heterogeneous platforms. In *HiPC ’14*, 2014.
- [51] Daniel Lo et al. Prediction-guided performance-energy trade-off for interactive applications. In *Proceedings of the 48th International Symposium on Microarchitecture*, pages 508–520, 2015.
- [52] Benjamin Gaudette et al. Improving smartphone user experience by balancing performance and energy with probabilistic qos guarantee. In *2016 IEEE International Symposium on High Performance Computer Architecture (HPCA)*, pages 52–63, 2016.

- [53] Nikita Mishra et al. Caloree: Learning control for predictable latency and low energy. In *Proceedings of the Twenty-Third International Conference on Architectural Support for Programming Languages and Operating Systems*, ASPLOS '18, 2018.
- [54] Wonik Seo et al. Big or little: A study of mobile interactive applications on an asymmetric multi-core platform. In *IEEE International Symposium on Workload Characterization*, 2015.
- [55] big.little technology. <http://www.arm.com/products/processors/technologies/biglittleprocessing>.
- [56] Andrew L Maas et al. Rectifier nonlinearities improve neural network acoustic models. In *Proc. icml*, volume 30, page 3, 2013.
- [57] George H Dunteman. *Principal components analysis*. Number 69. 1989.
- [58] Bryan FJ Manly and Jorge A Navarro Alberto. *Multivariate statistical methods: a primer*. CRC Press, 2016.
- [59] Diederik P Kingma and Jimmy Ba. Adam: A method for stochastic optimization. *arXiv*, 2014.
- [60] Vicent Sanz Marco et al. Improving spark application throughput via memory aware task co-location: a mixture of experts approach. In *Proceedings of the 18th ACM/IFIP/USENIX Middleware Conference*, 2017.
- [61] Carole-Jean Wu, David Brooks, Kevin Chen, Douglas Chen, Sy Choudhury, Marat Dukhan, Kim Hazelwood, Eldad Isaac, Yangqing Jia, Bill Jia, et al. Machine learning at facebook: Understanding inference at the edge. In *2019 IEEE International Symposium on High Performance Computer Architecture (HPCA)*, pages 331–344, 2019.
- [62] Wolfgang Ertel. On the definition of speedup. In *International Conference on Parallel Architectures and Languages Europe*, 1994.
- [63] Richard S Sutton, Andrew G Barto, et al. *Introduction to reinforcement learning*, volume 135. MIT press Cambridge, 1998.