

Human vs Machine Attention in Neural Networks: A Comparative Study

Qiuxia Lai, Wenguan Wang, *Member, IEEE*, Salman Khan, Jianbing Shen, *Senior Member, IEEE*, Hanqiu Sun, *Member, IEEE*, Ling Shao

Abstract—Recent years have witnessed a surge in the popularity of attention mechanisms encoded within deep neural networks. Inspired by the selective attention in the visual cortex, artificial attention is designed to focus a neural network on the most task-relevant input signal. Many works claim that the attention mechanism offers an extra dimension of interpretability by explaining where the neural networks look. However, recent studies demonstrate that artificial attention maps do not always coincide with common intuition. In view of these conflicting evidences, here we make a systematic study on using artificial attention and human attention in neural network design. With three example computer vision tasks (*i.e.*, salient object segmentation, video action recognition, and fine-grained image classification), diverse representative network backbones (*i.e.*, AlexNet, VGGNet, ResNet) and famous architectures (*i.e.*, Two-stream, FCN), corresponding real human gaze data, and systematically conducted large-scale quantitative studies, we offer novel insights into existing artificial attention mechanisms and give preliminary answers to several key questions related to human and artificial attention mechanisms. Our overall results demonstrate that human attention is capable of bench-marking the meaningful ‘ground-truth’ in attention-driven tasks, where the more the artificial attention is close to the human attention, the better the performance; for higher-level vision tasks, it is case-by-case. We believe it would be advisable for attention-driven tasks to explicitly force a better alignment between artificial and human attentions to boost the performance; such alignment would also benefit making the deep networks more transparent and explainable for higher-level computer vision tasks.

Index Terms—Attention mechanism, human attention, artificial attention, deep learning.

I. INTRODUCTION

HUMAN beings can process large amounts of visual information (10^8 - 10^9 bits per second) in parallel through visual system [2]. This is possible thanks to the attention mechanism which selectively attends to the most informative and characteristic parts of a visual stimuli rather than the whole scene [4], [6]–[8]. Different ways to mimic human visual attention have long been studied in computer vision community (dating back to [9]), since this generates more biologically inspired results, helps to understand the potential working

mechanism of human visual system [10], provides essential information for downstream computer vision models [1], [3], [11]–[15] and frees up resources to focus on the most task-related parts of inputs.

With deep learning coming to the forefront, a recent trend is to integrate attention mechanisms into neural networks, *i.e.*, automatically learn to selectively focus on sections of input. An early attempt towards an artificially attentive network was made by Bahdanau *et al.* [16] for Neural Machine Translation (NMT). Since, neural attention networks have shown wide success in natural language processing (NLP) [17]–[19] and mainstream computer vision problems such as image caption generation [20]–[22], visual question answering (VQA) [23], [24], action recognition [25]–[28] and salient object segmentation [29]–[32]. However, only a few works articulate precisely the relation between artificial attentions and real human attentions under certain task settings. Some efforts suggest that automatically learned attention maps can capture informative parts of an input signal and highlight human-sensible regions of interest [21], [30], [33]. However, recently [34] showed that artificial attentions do not seem to coincide with human attention for VQA task. These conflicting evidences in the literature warrant a systematic investigation into the connection between task-specific human and artificial neural attention.

Understanding the relation between human and machine attention is highly important as it would shed light on the reliability of artificial attention, and bench-mark artificial attention against human attention, thus providing a deeper insight into the working of black-box network (or post-hoc explainability [35]). However, finding a comprehensive answer to the question: *Whether artificial neural attention really concentrates on the meaningful parts of inputs?* is very difficult. This is mainly because: (i) the definition of meaningful parts is ambiguous; (ii) the meaningful parts are usually task-specific and can be subjective; (iii) it’s hard to offer a quantitative evaluation due to the lack of a universally agreed ‘groundtruth’.

Our Contributions: In this paper, we investigate above question by quantifying the consistency between artificial attention and human top-down attention mechanism. This is because the core motivation of artificial attention lies on the human visual attention mechanism. Based on the theory of visual attention, top-down human attention is goal-driven, *i.e.*, concentrates more on the task-relevant parts of a visual stimuli [10], [36]. Artificial attention shares similar spirit. Thus it’s reasonable to explore artificial attention *w.r.t* human

Q. Lai, and H. Sun are with the Department of Computer Science and Engineering, The Chinese University of Hong Kong, Hong Kong. (Email: {qxlai, hanqiu}@cse.cuhk.edu.hk)

W. Wang, S. Khan and L. Shao are with the Inception Institute of Artificial Intelligence, Abu Dhabi, UAE. (Email: wenguanwang.ai@gmail.com)

J. Shen is with the Beijing Laboratory of Intelligent Information Technology, School of Computer Science, Beijing Institute of Technology, Beijing, China, and also with the Inception Institute of Artificial Intelligence, Abu Dhabi, UAE. (Email: shenjianbingcg@gmail.com)

Corresponding author: Jianbing Shen

top-down attention behavior. Additionally, in computer vision and cognitive psychology, there exist several well-established goal-driven human gaze datasets [14], [37]–[40]. During the data collection processes, exogenous factors were controlled and the coverage of human visual attention from different subjects was guaranteed. Thus these datasets offer a relatively reliable and fairly meaningful ‘groundtruth’ for the ‘informative parts’ within their specific task settings. Additionally, we select salient object segmentation, action recognition and fine-grained image classification as three example tasks to perform our experiments on. That is because: (i) these three tasks are representative of a wide range of computer vision tasks: the first one being a pixel-wise prediction task and the remaining two being classification tasks; (ii) the image salient object segmentation is relatively low-level and attention-driven, while the other two are relatively high-level vision tasks, thus covering artificial attention from different perspectives and vision levels; (iii) they have been accompanied with large-scale, elaborately-collected top-down human attention data [14], [37]–[40]; (iv) many classic network architectures (*i.e.*, two-stream [41], FCN) and backbones (*i.e.*, AlexNet [42], VGGNet [43], ResNet [44]) can thus be involved in our experiments, broadening an open-view towards the nature of neural attentive networks. With these three example computer vision tasks and the groundtruth visual gaze data, we conduct extensive quantitative and qualitative experiments with a set of attention baselines.

Key Insights and Future Directions: With our experimental design, we further study a set of more insightful questions: Do automatically learned attention maps correspond to human eye fixations? Is human attention the right benchmark for machine attention? How does attention change with network type and depth? and Can attention help avoid adversarial attacks? Broadening the scope of discussion is complementary to our core question and brings more in-depth insights about neural and human attentions.

From our results, our main conclusion is that there still exists a gap between neural and human attention in the three computer vision tasks. However, human attention is capable of serving as meaningful ‘ground-truth’ for low-level attention-driven tasks like salient object segmentation, or high-level tasks that are closely related to attention such as fine-grained image classification, where the more artificial attention is close to human attention, the better performance will be achieved. However, for some other higher-level vision tasks like action recognition, explicitly forcing the neural attention to mimic human attention does not bring in much improvement. More effective network structures typically yield more informative attention maps, which leads to higher performance. The attention maps from different depths also vary in their properties. The network becomes more robust against adversarial attacks when it is attending to the correct part of the input. Hence, we believe that an important consideration for future deep network design is to explicitly force a better alignment between artificial and human attentions for attention-driven/-related tasks to gain better performance. For other tasks, such alignment would also be a preferable way to make the decision process within deep networks more transparent and explainable.

II. HUMAN AND ARTIFICIAL ATTENTIONS

This section first provides an overview of representative works on human visual attention and famous gaze prediction datasets (§II-A), followed by a brief overview of attention mechanisms in neural networks (§II-B).

A. Human Visual Attention Mechanism

Human visual attention has been extensively studied for decades not only in cognitive psychology and neuroscience [45], but also in computer vision community (dating back to [9]). This is because such a selective visual attention mechanism has an essential role in human perception. Visual attention falls under two main categories: *bottom-up (exogenous)* and *top-down (endogenous)*.

Bottom-up Attention is purely driven by noticeable external stimuli because of their inherent properties relative to the background [36]. Most early computational attention models are bottom-up methods, whose theoretical basis lies in the studies in psychology [5]–[7], [46] showing that target stimuli “pop out” from their background in terms of features (*e.g.*, color, motion, *etc.*) during the bottom-up attention process. More recently, several deep learning models function in a bottom-up fashion to predict a *saliency map*, which is a grid-like map indicating important regions or gaze fixation distributions for the input images.

Top-down Attention, instead of being stimulus-inspired, is an internally induced process based on prior knowledge or goals [10], [36]. For instance, when inspecting surveillance videos, guards are more likely to allocate their attention to moving people for detecting suspicious behaviors. Endogenous attention is accompanied by longer-term cognitive factors [8] and is very common in our daily-life [47]–[49].

Eye-Tracking Datasets. Most existing visual attention datasets collected gaze data during free-viewing *i.e.*, subjects were instructed to view scenes without any particular task in mind [50]–[55]. Since artificial attention is goal-directed (as detailed in §II-B), we only consider the datasets that are accompanied with task-driven gaze data: *PASCAL-S* [37], *DUT-O* [38], *Hollywood-2* [56], *UCF sports* [39] and *CUB-VWSW* [40]. The former two datasets are used for salient object segmentation, the following two for video action recognition, and the last for fine-grained image classification, as explained in §IV.

B. Attention Mechanism in Neural Networks

Attention mechanism in neural networks, also referred to as *neural/artificial attention*, can be viewed as a kind of top-down attention since it is learned in an end-to-end goal-directed manner. Such attention mechanism can be further classified as: *post-hoc attention* and *learned attention*.

Post-hoc Attention. This kind of attention maps are computed from fully trained neural networks via different strategies. For example, Simonyan *et al.* [57] generated the ‘class spatial attention map’ using the gradients back-propagated from the predicted score of a certain class. Zhou *et al.* [58] integrated global average pooling with class activation map as a proxy for attention. Post-hoc attention offers a way to assess the post-hoc explainability, *e.g.* benefits knowledge transfer between

teacher and student networks [59]. In summary, given an existing network, these methods extract different types of attentions in a post-processing manner, to reveal the inherent reasoning process.

Learned Attention. Trainable neural attention can be categorized as *hard* (stochastic) and *soft* (deterministic). The former class [20], [60] typically needs to make hard binary choices with a low-order parameterisation. The implementation of hard attention is non-differentiable and relies on REINFORCE for its training. In this work, we concentrate on the latter class, which uses weighted average instead of hard selection and thus is fully differentiable. This kind of attention was first employed for NMT [16] in NLP community and was further deployed for image captioning [20] and VQA [23] in computer vision. Afterwards, it has been shown to perform successfully over a wide range of computer vision tasks, such as action recognition [25]–[28], [61], salient object segmentation [29]–[33] and image classification [22], [62].

Relation b/w neural and human attentions. There are few research pertaining to the connection between artificial and human attentions. Recently, Das *et al.* [34] compared artificial attention maps of VQA [23], [63] with mouse-clicked ‘human attention maps’ collected using Amazon Mechanical Turk (AMT). Interestingly, they observed that VQA attention models do not seem to be looking at the same regions as humans. We note that their work has several limitations. *First*, the ‘ground-truth’ human attention maps generated by mouse-clicking may be unreliable. This is confirmed by [64], which quantitatively showed that mouse-contingent data are noisy and do not agree well with real eye fixation data. Additionally, the data collection is performed in uncontrolled environments and under varying experimental settings (since using AMT), and the process for collation of data from different subjects is unconfirmed. Also, it is quite unclear if the collected data can accurately reflect the nature of human top-down attention considering the complex reasoning process over the high-level VQA task. *Second*, their experimental designs are ill-defined and not reliable. As an example, to exclude the center-bias effect, testing cases that have positive correlation with center attention are directly excluded, which causes significant survivorship bias. Additionally, they only use a rank-correlation measurement, which is center-bias-sensitive. However, some center-bias-resistant metrics (*i.e.*, shuffled AUC (s-AUC) [65] and Information Gain (IG) [66]) have already been proposed in visual attention literature.

In this work, we remedy the above limitations by performing a set of more elaborately designed experiments over three representative computer vision tasks, with more reliable human gaze data, more reasonable evaluation methodology, a complete set of baselines and an in-depth analysis. We hope that this paper, together with the work of Das *et al.* [34], will lead to a far richer understanding of artificial attention and motivate the research community to further explore the reliability and interpretability of artificial attention. In our following experimental studies, we will further quantify the gap between artificial attention and human visual top-down attention, which will provide in-depth insight into the two.

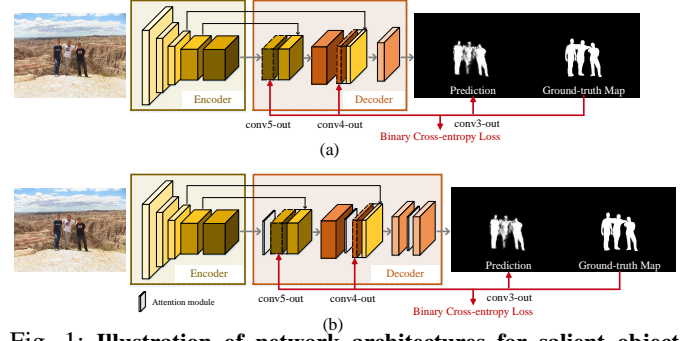


Fig. 1: Illustration of network architectures for salient object detection baselines. (a) Baseline w/o. attention module; (b) Baseline w/ attention module, where 3 attention modules are embedded into the decoder to gradually enhance the feature maps. See §IV-A1 for more details.

III. STUDIED NEURAL ATTENTION MECHANISMS

Here, we first give a general formulation of neural attention mechanism in CNN. Then, we detail three main variants, which are studied in our experiments.

Let $\mathbf{X} \in \mathbb{R}^{k \times k \times c}$ be an input tensor, $\mathbf{Z} \in \mathbb{R}^{K \times K \times D}$ a feature obtained from \mathbf{X} , $\mathbf{A} \in [0, 1]^{K \times K}$ a soft attention map, $\mathbf{G} \in \mathbb{R}^{K \times K \times D}$ an attention glimpse and $\mathcal{F}: \mathbb{R}^{k \times k \times c} \rightarrow \mathbb{R}^{K \times K}$ an attention network that learns to map an input image to a significance matrix $\mathbf{Y} = \mathcal{F}(\mathbf{X})$. Typically, the artificial attention is implemented as:

$$\mathbf{A} = \sigma(\mathbf{Y}) = \sigma(\mathcal{F}(\mathbf{X})), \quad (1)$$

$$\mathbf{G}^d = \mathbf{A} \odot \mathbf{Z}^d,$$

where σ denotes an activation function that maps the significance value into $[0, 1]$, and \mathbf{G}^d and \mathbf{Z}^d indicate the d -th feature slices of \mathbf{G} and \mathbf{Z} , respectively. \odot is element-wise multiplication.

(a) Softmax-based Neural Attention. Here, the attention \mathbf{A} is typically achieved by applying a softmax operation over all spatial locations, after learning a significance matrix $\mathbf{Y} = \mathcal{F}(\mathbf{X})$ from the input image \mathbf{X} :

$$\mathbf{A}_i = \frac{\exp(\mathbf{Y}_i)}{\sum_{j=1}^{K \times K} \exp(\mathbf{Y}_j)}, \quad (2)$$

where $\mathbf{Y} \in \mathbb{R}^{K \times K}$, and $i \in 1, \dots, K \times K$. Thus, we have $\sum_i \mathbf{A}_i = 1$. This approach is called the *Implicit Attention* (Softmax) in our experiments.

(b) Sigmoid-based Neural Attention. Some others [55], [67] relax the sum-to-1 constraint using the *sigmoid* activation function, *i.e.*, only constrain each attention response values ranging from 0 to 1:

$$\mathbf{A}_i = \frac{1}{1 + \exp(-\mathbf{Y}_i)}. \quad (3)$$

We name this attention mechanism as the *Implicit Attention* (Sigmoid) in our experiments.

(c) Activation-based Post-hoc Attention. This kind of attention was explored for network knowledge distillation [59]. Different from the two differentiable ones above, the activation-based attention is computed during post-processing and does not contain any trainable parameters. It is constructed by computing statistics of the absolute values of the hidden feature \mathbf{Z} across the channel dimension:

$$\mathbf{A} = \sum_{d=1}^D |\mathbf{Z}^d|^p, \quad (4)$$

where \mathbf{Z}^d indicates a slice of the feature \mathbf{Z} in d -th channel. We name this as *Implicit Attention* (Activation), and use it develop

the comparable baseline models (*i.e.*, w/o. trained attention mechanisms), with p set to 2.

Rationale for Choice: In this work, we only focus on the three neural attention mechanisms above. The reason is two fold. First, some variants of attention mechanisms are not suitable for our experimental settings (*e.g.*, temporal attention). Second, other attention variants can be viewed as special cases of the above ones (*e.g.*, channel-wise attention). Considering our original interest in making a comprehensive comparison between artificial attention and human visual attention and yielding insights into the designing of neural attention, we intentionally consider the above typical machine attention mechanisms in our experiments (§IV).

Relationship to Human Attention: To offer a deeper insight into the relation between artificial attention and human visual attention, beyond the three *implicit neural attentions*, we consider two *explicit attention mechanisms*:

- *Explicit Attention (Supervised)*: This mechanism supervises sigmoid/softmax-based neural attention with real human top-down attention. This would tell us whether it is necessary to force neural artificial attention to be close to human's for a certain task.
- *Explicit Attention (Human)*: This approach directly replaces the neural attention with the real human attention, which can be viewed as the upper-bound of a human-attention-consistent neural attention model used in modern network architectures.

In the next section, we will extensively investigate neural attention by employing these five attention models with different backbone network architectures over the three example computer vision tasks.

IV. EXPERIMENTS

In this section, we experiment with the five attention baselines introduced in §III over three example vision tasks. To quantify the difference between artificial attention and human attention, we consider two standard metrics, shuffled AUC (s-AUC) [65] and Information Gain (IG) [66], which are universally accepted in visual attention community, and center-bias-resistant [68].

A. Task1: Salient Object Segmentation

Salient object segmentation aims to locate and extract the most visually important object(s) from still images. This task requires object-level understanding of the scenes.

1) *Network Architectures: Encoder-Decoder architecture details.* The salient object detection model is implemented as an encoder-decoder architecture, where the encoder part is one of the three backbones which will be introduced later, and the decoder part consists of three convolutional layers for gradually making more precise pixel-wise saliency predictions, as shown in Fig. 1. The side output of each attentive feature is obtained through a $\text{Conv}(1 \times 1, 1)$ layer with *Sigmoid* activation, and supervised by the ground-truth saliency segmentation map. The final prediction comes from the 3rd decoder layer. Some recent works like [29], [31] share the same essence, while appear with more complicated design.

Fig. 1 (a) shows the *Implicit Attention (Activation)* baseline, where there's no attention modules incorporated in the architecture. For all other baselines, three attention modules are

embedded layer-wisely at three decoder layers, as illustrated in Fig. 1 (b). The attention module consists of a series of convolution operations, which is built as: $\text{Conv}(3 \times 3, \lfloor \frac{C}{2} \rfloor) \rightarrow \text{ReLU} \rightarrow \text{Batch Normalization (BN)} \rightarrow \text{Conv}(1 \times 1, 1) \rightarrow \text{Sigmoid}$, where C is the channel number of the input feature. For *Implicit Attention (Softmax)* baseline, the single channel attention map is further constrained by the softmax operation over all the spatial coordinates. In the *Explicit Attention (Supervised)* baseline, the three learned attention maps are supervised by the ground-truth fixation maps, while in the *Explicit Attention (Human)* baseline, the attention maps are replaced directly by the top-down human visual attention.

Backbones. We utilize three image classification network as the backbones for extracting the features of the input images, *i.e.* the AlexNet [42], the VGG16 [43] and the ResNet50 [44].

For the AlexNet, we directly use the convolutional part without any modifying the network structure. For VGGNet, since the original resolution of the last convolutional feature map is low for the pixel-level prediction task, we decrease the strides of the max-pooling layer in the 4th block to 1, modify the dilation rates of the 5th convolutional block to 2, and exclude the *pool5* layer. For ResNet, we also preserve the resolution of the final convolutional feature map by setting the strides of 4th and 5th residual blocks as 1, and enlarging the dilation rates to be 2 and 4, respectively.

2) *Implementation Details: Datasets.* We consider *DUT-OMRON* [38] and *PASCAL-S* [37] datasets in this task. With pixel-level segmentation ground-truth, these two datasets are further annotated with human gaze record. *DUT-OMRON* dataset has 5,168 challenging images. The fixation maps were generated from the eye-tracking data of 5 subjects during a 2-second viewing. Although observers are not given explicit task-related instruction during eye-tracking, but the task-irrelevant fixations are filtered out in post-processing utilizing pre-annotated bounding boxes of the salient objects, thus is resulted fixation data is implicitly affected by the high-level intention. *PASCAL-S* dataset contains 850 natural images with multiple complex objects derived from the validation set of the *PASCAL-VOC 2012* [69]. For each image, fixations during 2 seconds of 8 subjects are offered. The saliency masks of *PASCAL-S* are generated based on pre-segmented regions, from which the 'salient' ones are selected using mouse-click to form the ground-truth masks.

We perform 5-fold cross-validation to evaluate the performance of each baseline. We randomly shuffle the image list (*seed* = 1009), and then divide the list into five identical parts (hence, there is 1 image left unused for *DUT-OMRON*). For each training process, 4 parts are used for training, while the remaining 1 part is used for validation. When experiment on *DUT-OMRON*, we directly train on the 4 subsets and validate on the other 1 subset for five times. Since *PASCAL-S* is relatively small, we initialized the networks with the *DUT-OMRON* weights, then fine-tuned on 4 augmented subsets of *PASCAL-S*, with the left 1 subset as validation. The data augmentation includes rotation of 0, 90, 180, 270 degrees, and flipping for the 4 sets with different rotation angles. In this way, the *PASCAL-S* is augmented for 8 times.

Training details. The baselines of salient object detection

TABLE I: Quantitative results of salient object detection baselines (best in red, 2nd in blue; same for other tables).

	Attention	AlexNet		VGGNet		ResNet	
		Fmax ↑	MAE ↓	Fmax ↑	MAE ↓	Fmax ↑	MAE ↓
DUT-O [38]	Implicit attention (Activation)	0.604	0.102	0.784	0.062	0.802	0.055
	Implicit attention (Softmax)	0.604	0.098	0.775	0.061	0.817	0.050
	Implicit attention (Sigmoid)	0.601	0.099	0.780	0.059	0.813	0.050
	Explicit attention (Supervised)	0.607	0.097	0.797	0.058	0.820	0.049
	Explicit attention (Human)	0.611	0.095	0.805	0.056	0.828	0.047
PASCAL-S [37]	Implicit attention (Activation)	0.664	0.158	0.809	0.096	0.833	0.081
	Implicit attention (Softmax)	0.676	0.154	0.823	0.089	0.832	0.78
	Implicit attention (Sigmoid)	0.667	0.154	0.814	0.090	0.836	0.77
	Explicit attention (Supervised)	0.677	0.151	0.825	0.088	0.837	0.076
	Explicit attention (Human)	0.681	0.147	0.828	0.083	0.847	0.072

TABLE II: The correlation between top-100-performance and bottom-100-performance attentions on salient object detection datasets (see §IV-A).

	Attention	AlexNet		VGGNet		ResNet	
		s-AUC ↑	IG ↑	s-AUC ↑	IG ↑	s-AUC ↑	IG ↑
DUT-O [38]	Implicit attention (Activation)	0.681	0.572	0.034 -0.119	0.862	0.371 -0.350	0.901
	Implicit attention (Softmax)	0.738	0.579	0.971 -0.664	0.787	0.930 -0.167	0.725
	Implicit attention (Sigmoid)	0.819	0.607	1.475 -1.669	0.886	1.563 -0.915	0.789
	Explicit attention (Supervised)	0.891	0.624	1.825 -0.308	0.933	2.207 -0.714	0.909
	Explicit attention (Human)	0.940	0.805	3.667 1.763	0.965	4.165 2.243	0.967
PASCAL-S [37]	Implicit attention (Activation)	0.623	0.578	0.612 0.402	0.722	0.594	0.739
	Implicit attention (Softmax)	0.703	0.609	1.053 0.691	0.740	0.678	0.723
	Implicit attention (Sigmoid)	0.732	0.622	1.605 0.303	0.731	0.648	0.752
	Explicit attention (Supervised)	0.734	0.640	1.570 1.070	0.760	0.663	0.760
	Explicit attention (Human)	0.804	0.752	3.047 2.493	0.847	0.806	0.846

are implemented using keras, where the ones with backbones VGGNet and ResNet use tensorflow backend, and models with AlexNet backbones uses theano as backend (modified to keras v2 from a public available version¹). The backbones are initialized with corresponding weights trained on ImageNet [70]. We use Adam [71] to minimize the cross-entropy loss of the three outputs with equal weights. For *Explicit Attention (Supervised)*, the negative kl-divergence for attention maps are also minimized, and the relative weights are 0.01. The initial learning rates are 10^{-5} , 10^{-4} and 5×10^{-5} for AlexNet, VGGNet and ResNet backbones, respectively. The inputs are scaled to 227×227 for AlexNet backbones, and 224×224 for VGGNet and ResNet backbones. The batch size is 10.

Evaluation Metrics. In salient object detection, we provide the F-measure and mean absolute error (MAE) metrics for assessing the performance of the baselines [1].

F-measure. F-measure comprehensively considers both precision and recall. For each image, an adaptive threshold [72], i.e. twice the mean value of the saliency map, is used for generate the binary map, to calculate the precision and recall values. Then, the F-measure is calculated as a weighted harmonic mean of them, which is defined as follows:

$$F_{\beta} = \frac{(1 + \beta^2) \text{Precision} \times \text{Recall}}{\beta^2 \text{Precision} + \text{Recall}}. \quad (5)$$

We set β^2 is set to 0.3 as suggested in [1], [72], which gives more emphasis to precision. We use the maximum F_{β} value for measuring the performance on a dataset.

Mean Absolute Error (MAE). Although the above two metrics are widely used, they fail to take into consideration the true negative pixels. The mean absolute error (MAE) is used to remedy this problem by measuring the average pixel-wise absolute error between normalized map \mathbf{S} and ground-truth mask \mathbf{G} :

$$\text{MAE} = \frac{1}{W \times H} \sum_{w=1}^W \sum_{h=1}^H |G(h, w) - S(h, w)|. \quad (6)$$

The mean MAE of predictions for a dataset is used to assess the performance of a salient object segmentation model.

3) **Analysis: How useful is attention?** As shown in Table. I, the human attention is a clear winner in this case. The explicit human attention performs better on both datasets for all three backbone architectures. When human attention is used as a supervisory signal, it helps artificial attention performs best as well. In other cases, where attention is learned implicitly, the sigmoid usually gives better performance compared to activation and softmax attentions.

Some visualized examples of the attention maps and the saliency prediction results can be found in Fig. 2, which shows diverse performances among various baselines with different backbones. We can observe that:

- The attention maps can help filter non-salient information. In Fig. 2 (a), the segmentation can exclude other unrelated masses when the attention maps properly attends to the ‘important’ part of the salient object (the meaning of ‘important’ would be discussed in the following). For images that are low-contrast or have complex background, the attention maps can help focus on the true ‘salient’ part in the scene.
- Complementary to the above, the attention maps can also help including all the salient objects without missing. When looking at examples shown in Fig. 2 (b) and (c), we found that many baselines failed to predict the whole castle or the little dog next to the man. However, they are more possibly to be included when the attention maps correctly highlight them.
- Most of the time, the attention maps only highlight a small part of the salient object, as shown in Fig. 2 (d). However, the highlighted parts are ‘important’ for recognizing the object, e.g. the face of the human. The whole object can be inferred given the donations of the most ‘important’ regions.
- The representation ability of the backbones have great influence on the salient object segmentation results. On the one hand, the less effective backbone may not be able to capture human-consistent attention maps, which are benefit for saliency detection according to above discussions. E.g., the attention maps of AlexNet for Fig. 2 (e) are too dispersed and do not emphasis salient part. On the other hand, the representation ability would affect the accuracy of pixel-level predictions. E.g. in Fig. 2 (d), although AlexNet backbone generates some attention maps that highlight the salient region, it fails to produce accurate segmentation results. In summary,

¹<https://github.com/heuritech/convnets-keras>

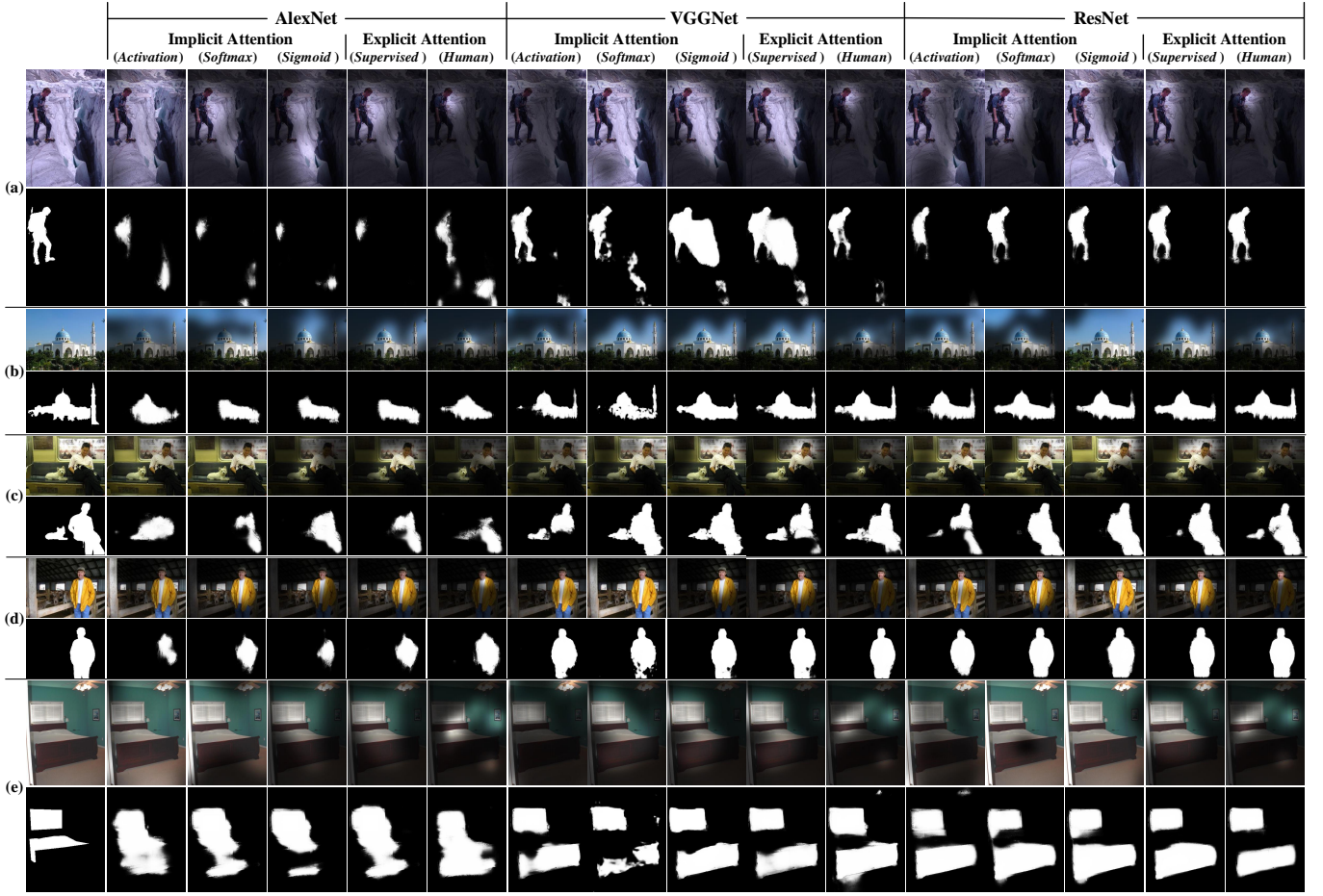


Fig. 2: Qualitative results of salient object detection baselines. See §IV-A for details.

TABLE III: The correlation between human and artificial attentions on salient object segmentation datasets (see §IV-A).

Attention		AlexNet		VGGNet		ResNet	
		s-AUC ↑	IG ↑	s-AUC ↑	IG ↑	s-AUC ↑	IG ↑
DUT-O [38]	Implicit attention (Activation)	0.636	-0.096	0.707	0.138	0.726	0.042
	Implicit attention (Softmax)	0.674	0.284	0.705	0.319	0.699	0.220
	Implicit attention (Sigmoid)	0.720	0.521	0.761	0.555	0.704	0.165
	Explicit attention (Supervised)	0.748	0.986	0.789	1.116	0.791	1.101
	Explicit attention (Human)	0.861	2.465	0.901	2.839	0.900	2.839
PASCAL-S [37]	Implicit attention (Activation)	0.590	0.504	0.640	0.627	0.650	0.722
	Implicit attention (Softmax)	0.636	0.746	0.689	0.789	0.681	0.138
	Implicit attention (Sigmoid)	0.658	0.746	0.676	0.787	0.698	0.794
	Explicit attention (Supervised)	0.678	1.343	0.698	1.357	0.707	1.406
	Explicit attention (Human)	0.773	2.656	0.816	3.058	0.817	3.058

both attention maps and feature extractions are essential for salient object segmentation.

Correlation b/w human and artificial attention. We further measure how close the network attentions are to the human attentions using s-AUC [65] and IG [66] metrics. The results of the final output (*conv3* block) are shown in Table. III, and results of other intermediate attentions can be found in the supplementary. For our results, we conclude that the explicit human attention provides the best performance for salient object detection task. The closest to direct human attention

is the artificial attention supervised by human attention maps. Automatically learned artificial attention with sigmoid performs best amongst other artificial attention mechanisms, but still performs significantly lower than the explicit attention mechanisms.

Correlation b/w positive and negative cases. We study how the attention for the best and worst performing cases correlate to each other (Table. II²). We draw two main conclusions. First, the correlation for explicit attention is generally stronger compared to implicit attention. Second, the attention for best performing cases correlate better with each other compared to worst performing cases. This is because the human attention itself is quite consistent and the top performing cases also becomes consistent in an effort to match the human attention on salient object detection.

B. Task2: Video Action Recognition

Recognizing human actions in videos is a challenging task. Here we systematically analyze how human and artificial attention can aid in action recognition. We use the recognition accuracy and the mean average precision (mAP) for single-/multi-labeled datasets, respectively.

²The s-AUC and IG are computed between the resized attention maps of the Explicit (human) baseline and the original ground-truth maps. The output sizes of attention maps from different backbones are varied, resulting in trivial differences in the evaluation. Same with Table. V and IX.

TABLE IV: Quantitative results of action recognition baselines. See §IV-B for details.

Attention	Hollywood-2 [56]		UCF sports [39]	
	Early Fusion mAP ↑	Late Fusion mAP ↑	Early Fusion Accuracy ↑	Late Fusion Accuracy ↑
Implicit attention (Activation)	0.669	0.675	0.809	0.681
Implicit attention (Softmax)	0.670	0.717	0.617	0.745
Implicit attention (Sigmoid)	0.707	0.676	0.830	0.787
Explicit attention (Supervised)	0.707	0.676	0.830	0.617
Explicit attention (Human)	0.736	0.711	0.915	0.915

TABLE V: The correlation positive and negative attention maps on action recognition datasets (see §IV-B).

Attention	Hollywood-2 [56]								UCF sports [39]							
	Early Fusion				Late Fusion				Early Fusion				Late Fusion			
	s-AUC ↑ pos. neg.	IG ↑ pos. neg.	s-AUC ↑ pos. neg.	IG ↑ pos. neg.	s-AUC ↑ pos. neg.	IG ↑ pos. neg.	s-AUC ↑ pos. neg.	IG ↑ pos. neg.	s-AUC ↑ pos. neg.	IG ↑ pos. neg.	s-AUC ↑ pos. neg.	IG ↑ pos. neg.	s-AUC ↑ pos. neg.	IG ↑ pos. neg.	s-AUC ↑ pos. neg.	IG ↑ pos. neg.
Implicit attention (Activation)	0.641 0.634	0.247 0.277	0.716 0.713	0.502 0.522	0.688 0.693	0.879 0.994	0.721 0.759	1.034 1.324								
Implicit attention (Softmax)	0.680 0.676	0.371 0.408	0.662 0.667	0.318 0.327	0.749 0.769	1.152 1.426	0.701 0.736	0.811 1.136								
Implicit attention (Sigmoid)	0.642 0.643	0.324 0.369	0.710 0.707	0.474 0.493	0.686 0.671	1.121 0.952	0.720 0.760	1.028 1.288								
Explicit attention (Supervised)	0.677 0.676	0.355 0.396	0.705 0.702	0.457 0.472	0.751 0.763	1.149 1.423	0.712 0.742	1.032 1.629								
Explicit attention (Human)	0.918 0.918	2.226 2.424	0.885 0.881	1.480 1.577	0.913 0.921	2.638 2.171	0.868 0.881	1.794 1.784								

1) *Network Architectures*: We use two-stream [41] and 3D ConvNet [73] architecture for building up the action recognition architecture. We further study two typical attention embedding strategies: early fusion (embedding attention between the first convolution blocks of the frame stream and the optical flow stream) and late fusion (the attention module is embedded late with the fusion of the last convolution features). **3D ConvNet**. The C3D network [73] is consisted of 3D building blocks, such as 3D convolution and 3D pooling, which explicitly operate along the time dimension for processing the motion information. We apply the same structure for the spatial and temporal streams in the two-stream architecture.

Early attention in two-stream architecture. Early attention module acts before two-stream fusion. We study the 5 implicit and explicit attention baselines. The attention is applied at the first convolution block of the frame stream, either generated from the corresponding block of the optical flow stream, or replaced by the ground truth human visual attention.

Late attention in two-stream architecture. For late fusion, we implement the *ReLU5+FC8* architecture where both convolutional fusions and fully-connected fusions are performed to guarantee the learning ability of the two-stream structure. The attention is applied at the fusion feature map of the *relu_5b*, where both spatial and temporal resolution has been reduced after 3D pooling.

2) *Implementation Details: Datasets*. We conduct experiments on *Hollywood-2* [56] and *UCF sports* [39] datasets. *Hollywood-2* dataset comprises 1,707 video sequences, which are collected from 69 Hollywood movies from 12 action categories, such as eating, kissing and running. *UCF sports* dataset contains 150 videos, which cover 9 common sports action classes, such as diving, swinging and walking. Mathe *et al.* [14] annotated these two dataset with task-driven gaze data. The fixation data were collected from 19 observers belonging to 3 groups for free viewing (3 observers), action recognition (12 observers), and context recognition (4 observers). The observers are instructed to “identify the actions occurring in the video sequence”.

To get training data for the two-stream architecture, we extract the frames and compensated optical flows images [74], and build the file list of video snippets³. We set split number to 1, and length of consecutive frames/optical flows to be 16.

Training details. We implement all the baselines using caffe [75]. For implicit baselines, we optimize the cross-entropy error function, and we incorporate an extra softmax

multinomial logistic loss for measuring the attention learning for explicit baseline. We choose mini-batch stochastic gradient descent (SGD) [76] as the solver.

To avoid overfitting on *UCF sports*, which is relatively small, we first train the model on *Hollywood-2*, then fine-tuned on *UCF sports*. Considering the complex network architecture, we trained the models in tandem on *Hollywood-2*. The spatial stream is directly initialized with the C3D weight trained on ImageNet [70]. For the temporal stream, we initialized with C3D Sports1M [73] weights and further fine-tuned on the video compensated flow data for 1K iterations with initial learning rate being 5×10^{-3} which is multiplied by 0.1 at 4K and 6K iterations. When training the two-stream architecture, the batch size is 32, and there are 16 consecutive frames or optical flow gray image pairs inside a single batch. The initial learning rate is set to be 10^{-4} , and is twice decreased with a factor of 0.1 at the 4K and 8K iterations, respectively, out of 10K iterations. When fine-tuning on *UCF sports*, the initial learning rate is set to be 10^{-6} (early fusion) or 10^{-5} (late fusion), and multiplied by 0.1 at the 10K and 20K iterations out of 30K iterations.

Evaluation Metrics. In video action recognition, we evaluate the mean average precision (meanAP) for *Hollywood-2* where each video may be assigned with more than one labels, and evaluate the classification accuracy for *UCF sports* with single-class video data.

Mean Average Precision (mAP). First, let us recall the mathematical definition of precision p and recall r :

$$p = \frac{\#true\ positive}{\#true\ positive + \#false\ positive}, \quad (7)$$

$$r = \frac{\#true\ positive}{\#true\ positive + \#false\ negative}.$$

The mean average precision (mAP) is calculated as the mean of the averaged precision (AP) of all the classes. For each class, the AP is calculated as the mean of maximum precision at each recall levels. To be concrete, when plotting the recall-precision curve, the precision value is replaced with the maximum precision for any recall $r > \tilde{r}$:

$$p_{interp}(r) = \max_{\tilde{r} \geq r} p(\tilde{r}). \quad (8)$$

For action recognition task, the AP for a certain class can be calculated as the average of the interpolated precisions at all the recall levels (*i.e.* all the videos predicted as this class). Then, the mAP can be calculated as the mean of the AP for all classes.

³Code in curtesy of <https://github.com/antran89/two-stream-fcan>




Fig. 3: Qualitative results of action recognition baselines (see §IV-B).

Accuracy. Here, we calculate the accuracy based on video. The prediction of a certain video is obtained by averaging the predictions of all the tested frames in that video and get the class index with maximum probability.

$$\text{Accuracy} = \frac{\# \text{correct classified videos}}{\# \text{total testing videos}}. \quad (9)$$

The $\# \text{total testing videos}$ is 47 for *UCF sports* Dataset.

3) **Analysis: How useful is attention?** From the quantitative results in Table. IV, we notice four key observations: (1) The explicit attention from human generally outperforms the artificial attention in neural networks. (2) The use of explicit attention for supervised training does not add much value compared to implicitly learned attention mechanisms (esp. softmax and sigmoid variants). (3) Among the implicit artificial attention mechanisms, sigmoid-based neural attention generally outperforms other variants, which is consistent with Task1 (§IV-A). (4) Activation based implicit attention performs lowest. This trend is understandable because activation based attention is computed in a post-hoc manner and does not benefit from training process.

Fig. 3 shows the visualization for different attention maps on several examples. From the visualization of the attention maps, we may conclude that the consistency between the artificial and human attentions is not the key factors for the correctness of action recognition. It is complex to determine whether the neural attentions look at ‘meaningful’ parts of the image in high-level vision tasks like action recognition, since human attention does not have decisive influence on the performance. However, explicitly forcing the alignment between artificial and human attentions would not decrease the performance generally; on the other hand, it would make the deep networks more transparent and explainable.

Correlation b/w human and artificial attention. We study the correlation between artificial and human attention using

TABLE VI: The correlation between human and artificial attentions on action recognition datasets (§IV-B).

Attention	Hollywood-2 [56]				UCF sports [39]			
	Early Fusion		Late Fusion		Early Fusion		Late Fusion	
	s-AUC ↑	IG ↑	s-AUC ↑	IG ↑	s-AUC ↑	IG ↑	s-AUC ↑	IG ↑
Implicit attention (Activation)	0.640	0.249	0.713	0.503	0.687	0.872	0.730	1.095
Implicit attention (Softmax)	0.679	0.373	0.664	0.323	0.753	1.154	0.708	0.850
Implicit attention (Sigmoid)	0.642	0.326	0.707	0.475	0.685	1.027	0.726	1.047
Explicit attention (Supervised)	0.676	0.359	0.703	0.457	0.754	1.150	0.716	1.218
Explicit attention (Human)	0.918	2.225	0.884	1.486	0.909	2.547	0.864	1.753

s-AUC [65] and IG [66], as shown in Table. VI. We note that, among artificial attention maps, explicit attention trained with supervised human attention yields the most consistent performance across the two metrics and for different fusion mechanisms (early and late), on both datasets. This trend arises because the network directly learns to predict attention maps close to human attention. Among implicit attention mechanisms, surprisingly, the activation-based attention correlates quite well with the human attention. This shows that even the post-hoc attention maps relate well with human attention *i.e.*, the network indirectly learns to focus on important details in a scene.

Correlation b/w positive and negative cases. In Table. V, we note a different trend compared to Task1 (Table. II). Specifically, the correlation between attention maps for positive cases is generally lower compared to negative cases. This demonstrates that cues that assist in correct video action recognition are not concentrated in the same spatial locations. In contrast, the negative attentions are relatively more spatially dispersed and therefore have higher correlations among themselves.

C. Task3: Fine-Grained Image Classification

Fine-grained classification aims at distinguishing the subtle differences among closely related classes, *e.g.*, sub-species of a

bird. Since humans attend to local details for such fine-grained tasks, we are interested in how artificial and human attention compare on this complex task.

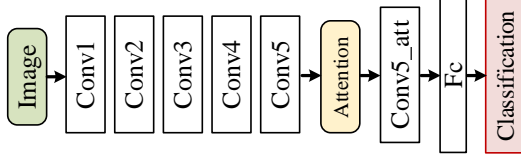


Fig. 4: **Illustration of network architectures for fine-grained image classification.** The attention module is embedded before the last pooling layer to enhance the representation ability of the last convolutional feature map. See §IV-C for more details.

1) *Network Architectures:* We fine-tune AlexNet [42], VGGNet [43] and ResNet [44] for fine-grained image classification, where the number of the last fully-connected layer is adapted to the number of classes in the fine-grained dataset. For VGGNet, we add two dropout layers after the 1st and 2nd fully connected layers, respectively, to avoid overfitting.

The attention module is inserted before the last pooling layer, and is built as: $\text{Conv}(3 \times 3, \lfloor \frac{C}{2} \rfloor) \rightarrow \text{ReLU} \rightarrow \text{Batch Normalization (BN)} \rightarrow \text{Conv}(1 \times 1, 1) \rightarrow \text{Sigmoid}$, where C is the channel number of the input feature. For *Implicit Attention (Softmax)* baseline, the single channel attention map is further normalized over all the spatial coordinates by applying the softmax. In the *Explicit Attention (Supervised)* baseline, the learned attention map is supervised by the ground-truth gaze maps. In the *Explicit Attention (Human)*, the artificial attention map is directly replaced by the ground-truth human attention map. The attention-aware fine-grained image classification network is shown in Fig. 4.

2) *Implementation Details: Datasets.* In this task, we use the CUB-VWSW [40] dataset which contains 1882 images of 60 classes selected from Caltech-UCSD Birds 200-2010 [77], and gaze data collected from 5 participants during fine-grained learning between two images from different classes, followed by a classification process for determining which of the two classes a new instance belongs to. We further utilize the ground-truth bounding boxes to crop the main object in each image for training, validation and testing.

Training details. We follow the recommended train/text splitting⁴, and use the subset of images that belongs to the 60 classes accompanied with gaze data. We further cropped the main object in each image using ground-truth bounding box annotations, and perform corresponding preprocessing, e.g. resize and to 224×224 for VGG16 and ResNet50, and 227×227 for AlexNet, respectively, and subtract image mean *etc.* We implemented all the baselines using Keras, and choose Adam [71] as the optimizer, where the initial learning rate is set to 5×10^{-6} , 10^{-5} and 10^{-4} for AlexNet, VGG16 and ResNet, respectively. The networks are initialized with weights trained on ImageNet [70]. All the layers before fully connected layers are frozen during fine-tuning except the attention module.

We use foolbox [78]⁵ to generate Fast Gradient Sign Method (FGSM) [79] perturbations on the input images.

TABLE VII: **Quantitative results of fine-grained image classification baselines.** See §IV-C for details.

Attention	CUB-VWSW [40]		
	AlexNet Accuracy ↑	VGG Accuracy ↑	ResNet Accuracy ↑
Implicit attention (Activation)	0.223	0.409	0.534
Implicit attention (Softmax)	0.244	0.426	0.548
Implicit attention (Sigmoid)	0.235	0.423	0.550
Explicit attention (Supervised)	0.247	0.430	0.553
Explicit attention (Human)	0.256	0.448	0.556

TABLE X: **The correlation between human and artificial attentions on fine-grained image classification dataset** (see §IV-C).

Attention	CUB-VWSW [40]					
	AlexNet s-AUC ↑ IG ↑		VGGNet s-AUC ↑ IG ↑		ResNet s-AUC ↑ IG ↑	
Implicit attention (Activation)	0.669	0.250	0.692	0.590	0.692	0.410
Implicit attention (Softmax)	0.676	0.389	0.683	0.615	0.674	0.314
Implicit attention (Sigmoid)	0.671	0.386	0.687	0.612	0.666	0.157
Explicit attention (Supervised)	0.678	0.456	0.674	0.703	0.654	0.690
Explicit attention (Human)	0.866	2.115	0.878	2.206	0.808	1.661

Evaluation Metrics.

Accuracy. In fine grained image classification, we calculate the accuracy as:

$$\text{Accuracy} = \frac{\# \text{correctly classified image}}{\# \text{total testing image}}. \quad (10)$$

In CUB-VWSW, the $\# \text{total testing image}$ equals to 982.

Fooling rate. To measure the robustness of a model against the adversarial attack, we calculate the fooling rate for each baseline, which indicates the percentage of the predicted labels that changes after the images are perturbed:

$$\text{Fooling rate} = \frac{\# \text{changed label}}{\# \text{perturbed image}}. \quad (11)$$

A model achieving lower fooling rate is more robust against adversarial attacks.

3) *Analysis: How useful is attention?* Similar to Task1 case (§IV-A), we evaluate fine-grained image classification with various backbones and attention baselines (results shown in Table. VII). As humans attend to subtle differences to recognize closely related species, explicitly using human gaze maps proves best for all three backbones. The second best performance is achieved by using human attention as a supervisory signal for neural attention. Among implicit attention methods, sigmoid and softmax variants achieve somewhat similar performances. Overall, automatically learned neural attention performs lower compared to human attention.

Correlation b/w human and artificial attention. Similar to previous tasks, we use s-AUC [65] and IG [66] measures in Table. X to compare human and artificial attention. From our results, we conclude that explicit human attention provides the best performance for fine-grained image classification tasks. The closest to direct human attention is the artificial attention learned using supervised human attention maps. Automatically learned artificial attention with softmax performs best amongst other artificial attention mechanisms, but still performs significantly lower than the explicit attention mechanisms.

⁴<http://www.vision.caltech.edu/visipedia/CUB-200.html>

⁵<https://github.com/bethgelab/foolbox>

TABLE VIII: Fooling rates of fine-grained image classification baselines under FGSM attack.

Attention	CUB-VWSW [40]		
	AlexNet Fooling rate ↓	VGG Fooling rate ↓	ResNet Fooling rate ↓
Implicit attention (Activation)	0.5251	0.6368	0.7958
Implicit attention (Softmax)	0.5208	0.6148	0.8082
Implicit attention (Sigmoid)	0.5368	0.5880	0.7611
Explicit attention (Supervised)	0.4876	0.6019	0.7878
Explicit attention (Human)	0.4861	0.5795	0.7711

TABLE IX: The correlation between positive and negative attention maps for fine-grained image classification dataset. See §IV-C for more details.

Attention	CUB-VWSW [40]									
	AlexNet				VGGNet				ResNet	
	s-AUC ↑ pos. neg.	IG ↑ pos. neg.	s-AUC ↑ pos. neg.	IG ↑ pos. neg.	s-AUC ↑ pos. neg.	IG ↑ pos. neg.	s-AUC ↑ pos. neg.	IG ↑ pos. neg.	s-AUC ↑ pos. neg.	IG ↑ pos. neg.
Implicit attention (Activation)	0.661 0.671	0.190 0.267	0.702 0.685	0.613 0.574	0.697 0.687	0.419 0.399				
Implicit attention (Softmax)	0.665 0.680	0.359 0.399	0.670 0.694	0.629 0.604	0.667 0.682	0.279 0.357				
Implicit attention (Sigmoid)	0.662 0.674	0.287 0.416	0.679 0.694	0.673 0.567	0.667 0.665	0.155 0.159				
Explicit attention (Supervised)	0.665 0.682	0.444 0.460	0.665 0.681	0.682 0.719	0.654 0.655	0.684 0.697				
Explicit attention (Human)	0.848 0.873	2.045 2.140	0.873 0.882	2.209 2.204	0.811 0.805	1.675 1.645				

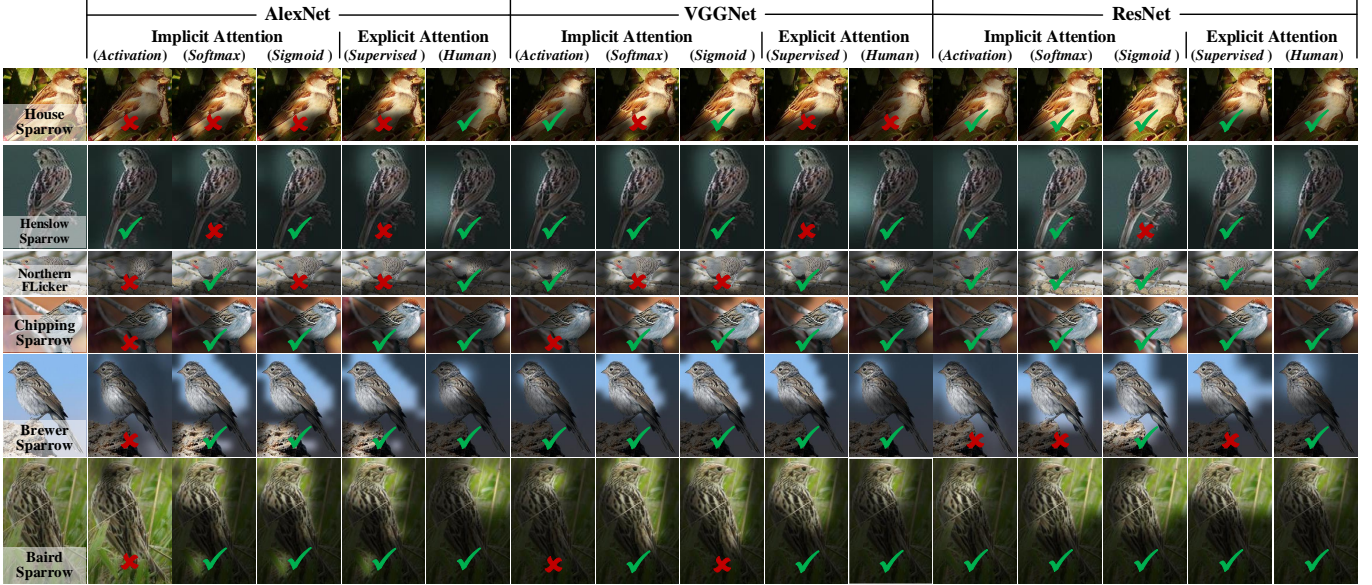


Fig. 5: Qualitative Results of fine-grained classification baselines. See §IV-C for details.

A qualitative comparison of different attention maps is shown in Fig. 5. As can be observed:

- It would be more likely to reach a correct classification result when the attention maps highlight the ‘important’ region denoted by the top-down human attention. When looking at the failure cases, we notice that most of them failed to look at the crucial part of the bird (most often, the area near the head/beak).
- Sometimes, even when the attention map looks correct, the recognition still fails. This is because the representation ability of the backbone also plays an important role for fine-grained image classification. With visually similar attention maps, the ResNet baselines would perform better compared with AlexNet and VGGNet baselines for most of the cases.

Correlation b/w positive and negative cases: Here, we are interested in studying how the attention for positive and negative cases compare with each other. We note two major trends from our results show in Table. IX. (1) Generally, one would assume that the attention for positive cases is more likely to correlate well, while the attention for negative cases may be mismatched from one case to another. In fact, we note an opposite trend. Our overall results show that, in most cases, the attention for negative cases is better correlated. This is because discriminative information appear in different spatial regions even for similar examples. As a result, the positive

attentions are more concentrated and differ from one example to another. In comparison, the attention for negative cases are more dispersed and do not differ much from one example to another. (2) The correlation strength increases from implicit attention to explicit attention mechanisms. This shows that the human attentions tend to be more concentrated on specific regions (due to past experiences) while machine attention is more evenly spread (as it depends more on individual inputs).

Robustness to adversarial attacks. Adversarial attacks add human imperceptible perturbations to the inputs that fool the neural networks. In this section, we are particularly interested in studying how the human and artificial attention mechanisms perform against adversarial attacks. We consider the Fast Gradient Sign Method (FGSM) [79] to generate adversarial examples using original images. The fooling rate shown in Table. VIII indicates that the introduction of human attention provides the highest robustness against adversarial attacks. This is intuitive, because the adversarial noise mainly aims to shift network attention to unrelated parts of an image and shifting the attention back to most significant image details helps in restoring the network confidences towards ground-truth classes. We also note that the fooling rate is greatly reduced for the networks that achieve low performance (e.g., ResNet vs AlexNet) when explicit human attention is introduced. An example is shown in Fig. 6.




Fig. 6: Visual results of VGG based fine-grained classification model *w.* or *w.o.* FGSM attack. See §IV-C for details.

V. FURTHER INSIGHTS

Q1: Are automatically learned attention maps close to top-down human attention?

A1: Not really. The correlation analysis between human and artificial attentions shows that there exists a gap between artificial and human attention on all three studied tasks. For low-level attention-driven tasks such as saliency segmentation, human attention remarkably outperform artificial attention (Table. III). But it is case-by-case for high-level tasks. For tasks that are closely attention-related like fine-grained image classification, the better performance will be achieved when artificial attention is closer to human attention (Table. X). While for other high-level vision tasks like video action recognition, this gap is relatively narrow (Table. VI). This reveals that artificial attention mechanisms are not guaranteed to be close to top-down human attention.

Q2: Can human attention serve as a relatively reliable and meaningful ‘groundtruth’ for certain tasks?

A2: It depends on the property of the task. Our evaluations show that human attention leads to better performance for saliency detection (Table. I) and fine-grained classification tasks (Table. VII) compared with all other attention baselines, while does not show superiority in video action recognition (Table. IV). We also observe that the explicit supervised attention (that uses human attention to learn artificial attention) performs best among all the artificial attention mechanisms in Task1 (Table. I) and Task3 (Table. VII), which shows that a human attention consistent approach is generally helpful for the attention-driven or closely attention-related tasks.

Q3: Can we conclude that attention for correct predictions is concentrated on certain image regions?

A3: We calculate the correlation of attention maps between top correct predictions and highly incorrect predictions for the three studied tasks. Interestingly, we note that for tasks that directly align with human perception (e.g., saliency detection), the correlation between correct prediction is higher (see Table. II). However for other tasks, the trend shows that useful cues are generally spread out and there are no fix spatial locations that are always helpful (see Tabs. V and IX).

Q4: How do attention maps computed from different network types and depths vary?

A4: Generally, the network type with a more effective representative ability will derive more powerful attention maps. For example, on both saliency segmentation (Table. I) and fine-grained classification (Table. VII), the ResNet outperforms VGGNet and AlexNet backbones. Among VGGNet and AlexNet models, VGGNet performs better. When human attention is applied on more effective architectures like ResNet, it also helps achieve a more significant boost compared to VGGNet and AlexNet. The attention maps from different

layers also vary in their properties. For example, in the experiment of action recognition, early fusion of implicit attention mechanisms generally performs lower compared to late fusion. However, for explicit attention mechanisms, the trend is the opposite *i.e.*, late fusion performs worse compared to early fusion (see Table. IV).

Q5: Which conditions can help model become closer to human attention?

A5: Our experiments show that except the network depth and direct supervision from human attention, the choice of activation function to process artificial attention maps also helps in generating better attention maps. E.g., the sigmoid activation generally performs better for video action recognition (Table. IV) while the softmax activation is overall a better choice for fine-grained recognition task (Table. VII).

Q6: Is attending to correct visual details helpful in avoiding adversarial attacks?

A6: Yes, our experiment with FGSM attack on fine-grained image classification shows that networks with different attention mechanism present a different robustness against the adversarial attack (see Table. VIII). We found that if a model attends to important visual details, robustness against adversarial attacks can be significantly improved.

Q7: Finally, what is the way forward?

A7: Human attention shows its capability in bench-marking the meaningful ‘groundtruth’ for low-level attention-driven tasks. However, things are more complicated for high-level vision tasks, where the complexity of the tasks may not allow a proper alignment between the neural and human attentions. We attribute this to the fact that learning objectives defined in deep networks directly focus on minimizing the error rate and do not consider the intermediate attentions that shape those decisions. We believe that an important consideration for future deep network design of low-level attention-driven tasks is to explicitly force a better alignment between artificial and human attentions. For high-level vision task, such alignment would also benefit making the deep networks more transparent and explainable.

VI. CONCLUSION

We provide an in-depth analysis for human and artificial attention mechanisms in deep neural networks. We address some of the pressing questions such as: if neural attention maps correspond to human eye fixations; if human attention can be the right benchmark for neural attention; how attention changes with network types and depths; if attention helps avoid adversarial attacks. Our study is supported by thorough experiments on three important computer vision tasks, namely saliency object segmentation, video action recognition, and fine-grained categorization. Our experiments show that human

attention is valuable for deep networks to achieve better performance and enhance robustness against perturbations, especially for attention-driven tasks. The design of artificial attention mechanisms that can closely mimic human attention is a challenging task, but certainly a worthwhile endeavour.

REFERENCES

- [1] A. Borji, M.-M. Cheng, H. Jiang, and J. Li, "Salient object detection: A benchmark," *IEEE Trans. on Image Processing*, vol. 24, no. 12, pp. 5706–5722, 2015.
- [2] K. Koch, J. McLean, R. Segev, M. A. Freed, M. J. Berry II, V. Balasubramanian, and P. Sterling, "How much the eye tells the brain," *Current Biology*, vol. 16, no. 14, pp. 1428–1434, 2006.
- [3] J. Li, C. Xia, and X. Chen, "A benchmark dataset and saliency-guided stacked autoencoders for video-based salient object detection," *IEEE Trans. on Image Processing*, vol. 27, no. 1, pp. 349–364, 2017.
- [4] C. W. Eriksen and J. E. Hoffman, "Temporal and spatial characteristics of selective encoding from visual displays," *Perception & Psychophysics*, vol. 12, no. 2, pp. 201–204, 1972.
- [5] X. Liu, Z. Li, C. Deng, and D. Tao, "Distributed adaptive binary quantization for fast nearest neighbor search," *IEEE Trans. on Image Processing*, vol. 26, no. 11, pp. 5324–5336, 2017.
- [6] A. M. Treisman and G. Gelade, "A feature-integration theory of attention," *Cognitive Psychology*, vol. 12, no. 1, pp. 97–136, 1980.
- [7] C. Koch and S. Ullman, "Shifts in selective visual attention: Towards the underlying neural circuitry," in *Matters of Intelligence*, 1987, pp. 115–141.
- [8] C. E. Connor, H. E. Egeth, and S. Yantis, "Visual attention: Bottom-up versus top-down," *Current Biology*, vol. 14, no. 19, pp. 850–852, 2004.
- [9] L. Itti, C. Koch, and E. Niebur, "A model of saliency-based visual attention for rapid scene analysis," *IEEE Trans. on Pattern Analysis and Machine Intelligence*, vol. 20, no. 11, pp. 1254–1259, 1998.
- [10] L. Itti and C. Koch, "Computational modelling of visual attention," *Nature Reviews Neuroscience*, vol. 2, no. 3, p. 194, 2001.
- [11] D. Gao and N. Vasconcelos, "Discriminant saliency for visual recognition from cluttered scenes," in *Advances in Neural Information Processing Systems*, 2005, pp. 481–488.
- [12] G. Sharma, F. Jurie, and C. Schmid, "Discriminative spatial saliency for image classification," in *Proceedings of the IEEE Conference on Computer Vision and Pattern Recognition*, 2012, pp. 3506–3513.
- [13] H. Hadizadeh, M. J. Enriquez, and I. V. Bajic, "Eye-tracking database for a set of standard video sequences," *IEEE Trans. on Image Processing*, vol. 21, no. 2, pp. 898–903, 2012.
- [14] S. Mathe and C. Sminchisescu, "Actions in the eye: Dynamic gaze datasets and learnt saliency models for visual recognition," *IEEE Trans. on Pattern Analysis and Machine Intelligence*, vol. 37, no. 7, pp. 1408–1424, 2015.
- [15] W. Wang, J. Shen, R. Yang, and F. Porikli, "Saliency-aware video object segmentation," *IEEE Trans. on Pattern Analysis and Machine Intelligence*, vol. 40, no. 1, pp. 20–33, 2018.
- [16] D. Bahdanau, K. Cho, and Y. Bengio, "Neural machine translation by jointly learning to align and translate," in *International Conference on Learning Representations*, 2015.
- [17] A. M. Rush, S. Chopra, and J. Weston, "A neural attention model for abstractive sentence summarization," in *Proceedings of Conference on Empirical Methods in Natural Language Processing*, 2015, pp. 379–389.
- [18] Y. Wang, M. Huang, L. Zhao *et al.*, "Attention-based LSTM for aspect-level sentiment classification," in *Proceedings of Conference on Empirical Methods in Natural Language Processing*, 2016, pp. 606–615.
- [19] A. Vaswani, N. Shazeer, N. Parmar, J. Uszkoreit, L. Jones, A. N. Gomez, L. Kaiser, and I. Polosukhin, "Attention is all you need," in *Advances in Neural Information Processing Systems*, 2017, pp. 5998–6008.
- [20] K. Xu, J. Ba, R. Kiros, K. Cho, A. Courville, R. Salakhutdinov, R. Zemel, and Y. Bengio, "Show, attend and tell: Neural image caption generation with visual attention," in *International Conference on Machine Learning*, 2015.
- [21] C. Cao, X. Liu, Y. Yang, Y. Yu, J. Wang, Z. Wang, Y. Huang, L. Wang, C. Huang, W. Xu, D. Ramanan, and T. S. Huang, "Look and think twice: Capturing top-down visual attention with feedback convolutional neural networks," in *Proceedings of the IEEE Conference on Computer Vision and Pattern Recognition*, 2015.
- [22] F. Wang, M. Jiang, C. Qian, S. Yang, C. Li, H. Zhang, X. Wang, and X. Tang, "Residual attention network for image classification," in *Proceedings of the IEEE Conference on Computer Vision and Pattern Recognition*, 2017.
- [23] Z. Yang, X. He, J. Gao, L. Deng, and A. Smola, "Stacked attention networks for image question answering," in *Proceedings of the IEEE Conference on Computer Vision and Pattern Recognition*, 2016.
- [24] M. M. Farazi and S. Khan, "Reciprocal attention fusion for visual question answering," *British Machine Vision Conference*, 2018.
- [25] S. Sharma, R. Kiros, and R. Salakhutdinov, "Action recognition using visual attention," in *International Conference on Learning Representations-Workshop*, 2015.
- [26] R. Girdhar and D. Ramanan, "Attentional pooling for action recognition," in *Advances in Neural Information Processing Systems*, 2017, pp. 34–45.
- [27] C. Zhu, X. Tan, F. Zhou, X. Liu, K. Yue, E. Ding, and Y. Ma, "Fine-grained video categorization with redundancy reduction attention," in *European Conference on Computer Vision*, 2018, pp. 136–152.
- [28] Y. Du, C. Yuan, B. Li, L. Zhao, Y. Li, and W. Hu, "Interaction-aware spatio-temporal pyramid attention networks for action classification," in *European Conference on Computer Vision*, 2018, pp. 373–389.
- [29] X. Zhang, T. Wang, J. Qi, H. Lu, and G. Wang, "Progressive attention guided recurrent network for salient object detection," in *Proceedings of the IEEE Conference on Computer Vision and Pattern Recognition*, 2018.
- [30] W. Wang, J. Shen, X. Dong, and A. Borji, "Salient object detection driven by fixation prediction," in *Proceedings of the IEEE Conference on Computer Vision and Pattern Recognition*, 2018, pp. 1711–1720.
- [31] N. Liu, J. Han, and M.-H. Yang, "Picanet: Learning pixel-wise contextual attention for saliency detection," in *Proceedings of the IEEE Conference on Computer Vision and Pattern Recognition*, 2018.
- [32] S. Chen, X. Tan, B. Wang, and X. Hu, "Reverse attention for salient object detection," in *European Conference on Computer Vision*, 2018.
- [33] S. Woo, J. Park, J.-Y. Lee, and I. So Kweon, "CBAM: Convolutional block attention module," in *European Conference on Computer Vision*, 2018.
- [34] A. Das, H. Agrawal, L. Zitnick, D. Parikh, and D. Batra, "Human attention in visual question answering: Do humans and deep networks look at the same regions?" in *Proceedings of Conference on Empirical Methods in Natural Language Processing*, 2016, pp. 932–937.
- [35] Z. C. Lipton, "The myths of model interpretability," *Queue*, vol. 16, no. 3, pp. 30:31–30:57, 2018.
- [36] F. Katsuki and C. Constantinidis, "Bottom-up and top-down attention: Different processes and overlapping neural systems," *The Neuroscientist*, vol. 20, no. 5, pp. 509–521, 2014.
- [37] Y. Li, X. Hou, C. Koch, J. M. Rehg, and A. L. Yuille, "The secrets of salient object segmentation," in *Proceedings of the IEEE Conference on Computer Vision and Pattern Recognition*, 2014, pp. 280–287.
- [38] C. Yang, L. Zhang, H. Lu, X. Ruan, and M.-H. Yang, "Saliency detection via graph-based manifold ranking," in *Proceedings of the IEEE Conference on Computer Vision and Pattern Recognition*, 2013.
- [39] M. D. Rodriguez, J. Ahmed, and M. Shah, "Action mach a spatio-temporal maximum average correlation height filter for action recognition," in *Proceedings of the IEEE Conference on Computer Vision and Pattern Recognition*, 2008, pp. 1–8.
- [40] N. Kareessli, Z. Akata, B. Schiele, and A. Bulling, "Gaze embeddings for zero-shot image classification," in *Proceedings of the IEEE Conference on Computer Vision and Pattern Recognition*, 2017.
- [41] K. Simonyan and A. Zisserman, "Two-stream convolutional networks for action recognition in videos," in *Advances in Neural Information Processing Systems*, 2014, pp. 568–576.
- [42] A. Krizhevsky, I. Sutskever, and G. E. Hinton, "Imagenet classification with deep convolutional neural networks," in *Advances in Neural Information Processing Systems*, 2012, pp. 1097–1105.
- [43] K. Simonyan and A. Zisserman, "Very deep convolutional networks for large-scale image recognition," in *International Conference on Learning Representations*, 2015.
- [44] K. He, X. Zhang, S. Ren, and J. Sun, "Deep residual learning for image recognition," in *Proceedings of the IEEE Conference on Computer Vision and Pattern Recognition*, 2016, pp. 770–778.
- [45] M. Carrasco, "Visual attention: The past 25 years," *Vision Research*, vol. 51, no. 13, pp. 1484–1525, 2011.
- [46] J. M. Wolfe, K. R. Cave, and S. L. Franzel, "Guided search: An alternative to the feature integration model for visual search," *Journal of Experimental Psychology: Human Perception and Performance*, vol. 15, no. 3, p. 419, 1989.
- [47] A. D. Hwang, E. C. Higgins, and M. Pomplun, "A model of top-down attentional control during visual search in complex scenes," *Journal of Vision*, vol. 9, no. 5, pp. 25–25, 2009.

- [48] Y. Pinto, A. R. van der Leij, I. G. Sligte, V. A. Lamme, and H. S. Scholte, "Bottom-up and top-down attention are independent," *Journal of Vision*, vol. 13, no. 3, pp. 16–16, 2013.
- [49] V. Navalpakkam and L. Itti, "An integrated model of top-down and bottom-up attention for optimizing detection speed," in *Proceedings of the IEEE Conference on Computer Vision and Pattern Recognition*, 2006, pp. 2049–2056.
- [50] T. Judd, F. Durand, and A. Torralba, "A benchmark of computational models of saliency to predict human fixations," *MIT Technical Report*, 2012.
- [51] T. Judd, K. Ehinger, F. Durand, and A. Torralba, "Learning to predict where humans look," in *Proceedings of the IEEE Conference on Computer Vision and Pattern Recognition*, 2009, pp. 2106–2113.
- [52] N. Bruce and J. Tsotsos, "Saliency based on information maximization," in *Advances in Neural Information Processing Systems*, 2006, pp. 155–162.
- [53] M. Jiang, S. Huang, J. Duan, and Q. Zhao, "SALICON: Saliency in context," in *Proceedings of the IEEE Conference on Computer Vision and Pattern Recognition*, 2015, pp. 1072–1080.
- [54] P. K. Mital, T. J. Smith, R. L. Hill, and J. M. Henderson, "Clustering of gaze during dynamic scene viewing is predicted by motion," *Cognitive Computation*, vol. 3, no. 1, pp. 5–24, 2011.
- [55] W. Wang, J. Shen, F. Guo, M.-M. Cheng, and A. Borji, "Revisiting video saliency: A large-scale benchmark and a new model," in *Proceedings of the IEEE Conference on Computer Vision and Pattern Recognition*, 2018.
- [56] M. Marszalek, I. Laptev, and C. Schmid, "Actions in context," in *Proceedings of the IEEE Conference on Computer Vision and Pattern Recognition*, 2009, pp. 2929–2936.
- [57] K. Simonyan, A. Vedaldi, and A. Zisserman, "Deep inside convolutional networks: Visualising image classification models and saliency maps," *arXiv preprint arXiv:1312.6034*, 2013.
- [58] B. Zhou, A. Khosla, A. Lapedriza, A. Oliva, and A. Torralba, "Learning deep features for discriminative localization," in *Proceedings of the IEEE Conference on Computer Vision and Pattern Recognition*, 2016, pp. 2921–2929.
- [59] S. Zagoruyko and N. Komodakis, "Paying more attention to attention: Improving the performance of convolutional neural networks via attention transfer," in *International Conference on Learning Representations*, 2017.
- [60] V. Mnih, N. Heess, A. Graves, and K. Kavukcuoglu, "Recurrent models of visual attention," in *Advances in Neural Information Processing Systems*, 2014, pp. 2204–2212.
- [61] S. Song, C. Lan, J. Xing, W. Zeng, and J. Liu, "An end-to-end spatio-temporal attention model for human action recognition from skeleton data," in *AAAI Conference on Artificial Intelligence*, 2017.
- [62] S. Jetley, N. A. Lord, N. Lee, and P. H. Torr, "Learn to pay attention," in *International Conference on Machine Learning*, 2018.
- [63] J. Lu, J. Yang, D. Batra, and D. Parikh, "Hierarchical question-image co-attention for visual question answering," in *Advances in Neural Information Processing Systems*, 2016, pp. 289–297.
- [64] Z. Bylinskii, A. Recasens, A. Borji, A. Oliva, A. Torralba, and F. Durand, "Where should saliency models look next?" in *European Conference on Computer Vision*, 2016, pp. 809–824.
- [65] A. Borji, H. R. Tavakoli, D. N. Sihite, and L. Itti, "Analysis of scores, datasets, and models in visual saliency prediction," in *Proceedings of the IEEE Conference on Computer Vision and Pattern Recognition*, 2013, pp. 921–928.
- [66] M. Kümmerer, T. S. Wallis, and M. Bethge, "Information-theoretic model comparison unifies saliency metrics," *Proceedings of the National Academy of Sciences*, vol. 112, no. 52, pp. 16 054–16 059, 2015.
- [67] P. Zhang, J. Xue, C. Lan, W. Zeng, Z. Gao, and N. Zheng, "Adding attentiveness to the neurons in recurrent neural networks," in *European Conference on Computer Vision*, 2018.
- [68] Z. Bylinskii, T. Judd, A. Oliva, A. Torralba, and F. Durand, "What do different evaluation metrics tell us about saliency models?" *IEEE Trans. on Pattern Analysis and Machine Intelligence*, 2018.
- [69] M. Everingham, L. V. Gool, C. K. I. Williams, J. Winn, and A. Zisserman, "The pascal visual object classes (VOC) challenge," *International Journal of Computer Vision*, vol. 88, no. 2, pp. 303–338, 2010.
- [70] J. Deng, W. Dong, R. Socher, L.-J. Li, K. Li, and L. Fei-Fei, "ImageNet: A Large-Scale Hierarchical Image Database," in *CVPR*, 2009, pp. 248–255.
- [71] D. Kinga and J. B. Adam, "A method for stochastic optimization," in *ICLR*, vol. 5, 2015.
- [72] R. Achanta, S. Hemami, F. Estrada, and S. Susstrunk, "Frequency-tuned salient region detection," in *Proceedings of the IEEE Conference on Computer Vision and Pattern Recognition*, 2009, pp. 1597–1604.
- [73] D. Tran, L. Bourdev, R. Fergus, L. Torresani, and M. Paluri, "Learning spatiotemporal features with 3d convolutional networks," in *Proceedings of the IEEE Conference on Computer Vision and Pattern Recognition*, 2015, pp. 4489–4497.
- [74] C. Zach, T. Pock, and H. Bischof, "A duality based approach for realtime tv-l 1 optical flow," in *Joint Pattern Recognition Symposium*, 2007, pp. 214–223.
- [75] Y. Jia, E. Shelhamer, J. Donahue, S. Karayev, J. Long, R. Girshick, S. Guadarrama, and T. Darrell, "Caffe: Convolutional architecture for fast feature embedding," *arXiv preprint arXiv:1408.5093*, 2014.
- [76] Y. LeCun, L. Bottou, Y. Bengio, and P. Haffner, "Gradient-based learning applied to document recognition," *Proceedings of the IEEE*, vol. 86, no. 11, pp. 2278–2324, 1998.
- [77] P. Welinder, S. Branson, T. Mita, C. Wah, F. Schroff, S. Belongie, and P. Perona, "Caltech-UCSD Birds 200," California Institute of Technology, Tech. Rep. CNS-TR-2010-001, 2010.
- [78] J. Rauber, W. Brendel, and M. Bethge, "Foolbox: A python toolbox to benchmark the robustness of machine learning models," *arXiv preprint arXiv:1707.04131*, 2017. [Online]. Available: <http://arxiv.org/abs/1707.04131>
- [79] I. J. Goodfellow, J. Shlens, and C. Szegedy, "Explaining and harnessing adversarial examples," in *International Conference on Learning Representations*, 2015.

Qiuxia Lai received the B.E. and M.S. degrees in the School of Automation from Huazhong University of Science and Technology in 2013 and 2016, respectively. She is currently pursuing the Ph.D. degree with the Department of Computer Science and Engineering, The Chinese University of Hong Kong. Her research interests include image/video processing and deep learning.

Wenguan Wang received his PhD degree from Beijing Institute of Technology in 2018. He is currently a research scientist at Inception Institute of Artificial Intelligence (IIAI), UAE. From 2016 to 2018, he was a joint Ph.D. candidate in Department of Statistics, University of California, directed by Prof. Song-Chun Zhu. He received the Baidu Scholarship in 2016. His current research interests include computer vision, image processing and deep learning.

Salman Khan is a Senior Scientist at the Inception Institute of Artificial Intelligence (IIAI), Abu Dhabi, UAE. Previously, he was a Research Scientist with Data61, Commonwealth Scientific and Industrial Research Organization (CSIRO), Australia from 2016 to 2018. He has also been an Honorary Lecturer with the College of Engineering and Computer Science at the Australian National University (ANU) since 2016. His research interests include computer vision, pattern recognition, machine learning.

Hanqiu Sun is an associate professor at the Chinese University of Hong Kong. Her research interests include virtual reality, interactive graphics/animation, real-time hypermedia, virtual surgery, mobile image/video synopsis and navigation, touch-enhanced and dynamics simulations. Sun has an MS in electrical engineering from University of British Columbia, and PhD in computer science from University of Alberta, Canada.

Jianbing Shen (M'11-SM'12) is currently acting as the Lead Scientist at the Inception Institute of Artificial Intelligence, Abu Dhabi, UAE. He is also an adjunct Professor with the School of Computer Science, Beijing Institute of Technology. He has published more than 100 journal and conference papers such as *IEEE TIP*, *IEEE TPAMI*, *CVPR*, and *ICCV*. His research interests include computer vision and deep learning. He is an Associate Editor of *IEEE TIP*, *IEEE TNNLS*, and other journals.

Ling Shao (M'09-SM'10) is the CEO and Chief Scientist of the Inception Institute of Artificial Intelligence, Abu Dhabi, United Arab Emirates. He is an Associate Editor of *IEEE TIP*, *IEEE TNNLS*, *IEEE TCSVT*, and other journals. His research interests include Computer Vision, Machine Learning and Medical Imaging. He is a Fellow of the IAPR, the IET and the BCS.