

Policy Targeting under Network Interference *

Davide Viviano [†]

Department of Economics, University of California, San Diego

First Version: June 24, 2019

Current Version: December 21, 2024

Abstract

This paper discusses the problem of estimating individualized treatment allocation rules under network interference. We propose a method with several appealing features for applications: we let treatment and spillover effects be heterogeneous in the population, and we construct targeting rules that exploit such heterogeneity; we accommodate for arbitrary, possibly non-linear, regression models, and we propose estimators that are robust to model misspecification; treatment allocation rules depend on an *arbitrary* set of individual, neighbors' and network characteristics, and we allow for general constraints on the policy function and capacity constraints on the number of treated units; the proposed methodology is valid also when only local information of the network is observed. From a theoretical perspective, we establish the first set of guarantees on the utilitarian regret under interference, and we show that it achieves the min-max optimal rate in scenarios of practical and theoretical interest. We provide an exact linear mixed-integer program formulation to the optimization problem, which can be solved using standard optimization routines. We discuss the empirical performance in simulations, and we illustrate our method by investigating the role of social networks in micro-finance decisions.

Keywords: Causal Inference, Welfare Maximization, Spillovers, Statistical Learning.

*I particularly thank Vikram Jambulapati for invaluable discussion at the beginning of this project. I thank Brendan Beare, Jelena Bradic, Graham Elliott, James Fowler, Toru Kitagawa, Paul Niehaus, Yixiao Sun, Aleksis Tetenov, Kaspar Wuthrich for extremely helpful comments and discussion. I also thank seminar participants at the econometric lunch seminar and HNG seminar at UC San Diego. All mistakes are mine.

[†]Correspondence: dviviano@ucsd.edu.

1 Introduction

The empirical analysis of experiments and quasi-experiments often seeks to determine the optimal allocation of treatments that maximizes social welfare. Heterogeneity of treatment effects often arises in practice, and it motivates individualized treatment rules based on observable characteristics. The literature on statistical treatment choice, initiated by [Manski \(2004\)](#), focuses on estimating treatment rules from observational or experimental data. It proposes statistically sound methods to estimate policy functions that map from individual characteristics to the treatment allocation.

The existing literature has mostly focused on the case where no interference occurs: the potential outcome of each individual is assumed to depend only on its treatment status. On the other hand, many applications have documented the existence of spillover effects. Examples include viral marketing ([Leskovec et al., 2007](#); [Zubcsek and Sarvary, 2011](#)), advertising campaigns ([Jones et al., 2017](#)) and educational programs ([Oppen, 2016](#)). Applications can be found in development economics ([Cai et al., 2015](#)), finance ([Banerjee et al., 2013](#)), education economics ([Carrell et al., 2013](#)), political science ([Bond et al., 2012](#)), medicine ([Valente et al., 2007](#); [Kim et al., 2015](#)) among many others. Network interference leads to violations of two common assumptions in the literature of statistical treatment choice. First, observations are not independent due to homophily effects ([Manski, 1993](#)). Second, spillover effects occur across individuals, violating the Single Unit Treatment Value Assumption ([Rubin, 1990](#)).

Ignoring network interference can lead to sub-optimal treatment allocations. A simple example may illustrate this. [Banerjee et al. \(2013\)](#) considers the problem of targeting information on microfinance activities in rural villages. Suppose that education is positively correlated with participation in microfinance programs. Also, suppose that more educated individuals are the ones most likely to work in the city and therefore the least likely to diffuse information within the village. Then the treatment allocation rule that ignores network effects would first target the most educated individuals. On the other hand, the social optimal treatment allocation might give priority to the less educated individuals to generate substantial diffusion of information within the village.

The literature on causal inference has well documented the role of heterogeneity in treatment effects. Our framework exploits heterogeneity in treatment effects as well as in spillovers effects for constructing optimal allocation rules. For example, in microfinance, [Dupas and Robinson \(2013\)](#) has documented stronger effects of saving technologies on married women. Gender and marital status is also correlated with the connections in a network and therefore, with diffusion mechanisms. Accounting for such heterogeneity is a substantial innovation of the proposed method for targeting on networks. The centrality of individuals might depend not only on network information but also on individual and possibly neighbors' covariates.

In this paper, we restrict the attention to the case where interactions are anonymous ([Manski, 2013](#)), and finite (e.g., one or two) degree interference occurs. These two condi-

tions make the optimization problem feasible, and they are commonly assumed in applications (e.g., [Vazquez-Bare \(2017\)](#); [Muralidharan et al. \(2017\)](#)). Under anonymous interactions and one-degree interference, potential outcomes depend on their treatment assignment, the number of treated neighbors, the number of neighbors and individual and possibly neighbors’ covariates.

We show that the presence of network interference leads to a new definition of welfare to the literature on treatment choice and a new formulation of the treatment choice problem. The policy function affects the outcome through two main channels: the direct effect and the spillover effect, and new theoretical and computational tools for constructing optimal treatment allocations are necessary.

We do not impose any further restriction on the outcome model besides anonymous interactions and finite degree interference, allowing for any, possibly non-linear outcome model. The flexibility of the proposed framework is counter-balanced by the difficulty of correctly specify the dependence between the outcome of interest, covariates, edges in the network, and the treatment assignments. We address this issue by proposing doubly-robust estimators of causal effects, whose validity depend on whether *either* the propensity score or the outcome model is correctly specified.

Ethical, legal, or economic constraints often arise in practice, and our framework accommodates for *general* constraints on the policy function. We consider the general case where researchers construct allocation rules that depend on *arbitrary* individual, neighbors’ and possibly network information. For example, network data is expensive to collect, and policymakers might ask for treatment rules that do not require to observe the population network. We accommodate for *both* scenarios where policy functions depend and do not necessarily depend on network information. Centrality is often strongly correlated with individual characteristics, and our framework exploits such dependence for constructing optimal treatment allocations when network information is not accessible to policymakers. In the examples above, for instance, in the absence of network information, targeting rules that depend on gender and education only can exploit dependence between these covariates and network centrality for optimally assigning individuals to treatments. Such innovative feature makes the proposed methodology particularly appealing when policymakers are concerned with cost-effective policy implementations.

We consider the following setting: researchers sample n units from a super-population, and they observe information on their covariates, outcomes, and covariates of their neighbors. We do not require knowledge of the entire population network, while we assume that sampled neighborhoods are representative of the underlying population¹. Using in-sample information, we aim to estimate an optimal treatment allocation rule for new applications. For example, in the case of [Banerjee et al. \(2013\)](#), we aim to estimate targeting rules for application in other villages. Further examples are applications in digital marketing, where the proposed method uses experimental data to estimate targeting rules to be implemented

¹Further details can be found in Section 2.

on the entire platform.

We define $\pi : \mathcal{X} \mapsto \{0, 1\}$ to be a binary treatment allocation rule. We consider *individual specific* and deterministic treatment assignment rules. We will refer to π as the policy function, which is restricted to be in the function class Π . We consider the optimal targeting policy from an intention-to-treat perspective. Practical examples of policy functions include sending advertising campaigns, inviting individuals to an educational program, or enforce vaccination campaigns on sub-populations of interest.

Following the literature on statistical treatment choice, we aim to design policy functions with guarantees on the regret $\mathcal{R}(\hat{\pi})$, i.e., on the difference between the best utility achieved at the truly optimal policy function $\pi^* \in \Pi$ and the expected utility from deploying the estimated policy function $\hat{\pi}$. Policies whose regret is guaranteed to be bounded uniformly in the sample size are particularly appealing from both a theoretical and applied perspective: policymakers are often interested in guarantees on the policy $\hat{\pi}$ when scaled at the population level.

From a theoretical perspective the contribution of this paper is three-fold: (i) we provide a set of conditions to identify the social welfare under interference, and we discuss doubly-robust estimators of the social welfare; (ii) we provide the first set of guarantees on the utilitarian regret under network interference and local dependence; (iii) we show that the optimization problem can be written as a linear mixed-integer program that can be solved using standard optimization routines. We also show that the computational formulation nests the optimal treatment allocation problem under no interference discussed in [Kitagawa and Tetenov \(2018\)](#).

In our theoretical analysis, we consider first the case where the researcher either estimates the conditional mean and propensity score on hold-out and independent samples from the one used for estimating the policy function or where the propensity score is known to the researcher. Our first result shows that for Π having finite VC-dimension, for random variables being locally dependent and under standard moment conditions, the regret $\mathcal{R}(\hat{\pi})$ scales at rate $\mathbb{E}[\mathcal{N}_n^5] \sqrt{\text{VC}(\Pi)}/n$, where \mathcal{N}_n denotes the maximum degree over n units and their neighbors, and it captures the degree of dependence between sampled units. For networks with bounded degree, the regret scales with the sample size at the optimal rate of $1/\sqrt{n}$.

The dependence of the potential outcomes also on neighbors' treatment leads to a possibly infinite geometric complexity of the function class obtained by the composition of functions induced by the welfare criterion. Therefore, we use new theoretical arguments compared to the previous literature on statistical treatment choice ([Kitagawa and Tetenov, 2018](#); [Athey and Wager, 2017](#)), exploiting extensions of the contraction inequality for Rademacher average ([Ledoux and Talagrand, 2011](#)) to the product of Lipschitz functions and indicators and we derive results that permit the applicability of such extensions to bound the Rademacher average of the empirical process of interest.

In the second set of results, we discuss the case where the conditional mean and the propensity score are estimated on the same sample used for estimating the policy function.

We consider general rates of convergence of such estimators, while we provide examples with asymptotic rates of order $1/\sqrt{n}$ also valid under local dependence. Our results are robust to misspecification of either the conditional mean or the propensity score. To the best of our knowledge, this is the first set of theoretical guarantees on the regret under interference.

Finally, we discuss the case where capacity constraints are imposed. In most of the applications, only a limited number of units can be treated. The presence of network interference requires a different and novel analysis of regret guarantees under capacity constraints, which is based on high probability bounds of the resulting constraint.

Our results rely on assuming that *unconfoundedness* under network interference holds. Unconfoundedness imposes that treatment assignments and neighbors' identities are independent of potential outcomes conditional on observable individual and neighbors' characteristics. The latter condition guarantees identifiability of causal effects, and it is stronger than unconfoundedness in the absence of interference. An example where the condition holds in experiments is when edges in the network do not vary over the time window of the study, and no intervention was implemented before the beginning of the experiment.

We illustrate the NEWM method by investigating the role of social networks in micro-finance decisions, using data originated from [Banerjee et al. \(2013\)](#). We construct treatment allocation rules that invite individuals to information sessions on the benefits of micro-finance loans, intending to maximize participation in microfinance programs. Motivated by the economic cost of collecting network information, we construct a policy function that depends only on local information of the network: i.e., the number of neighbors of each individual and observable covariates such as education, gender, job position and whether they had previously participated in informal savings groups. We show that the NEWM method favorably compares to two benchmarks: the allocation rules that treat village leaders, as defined in [Banerjee et al. \(2013\)](#) and it compares to the one that treats all individuals even when capacity constraints are imposed on the number of treated units. This result is suggestive of the economic benefits that NEWM can bring to policymakers. Finally, in a simulation exercise, we showcase the advantage of the proposed methodology over methods that ignore network effects.

We organize the paper as follows. In Section 2, we formulate the problem under one-degree interference, and we discuss the main identification conditions; in Section 3, we discuss the estimation and optimization; Section 4 discusses the theoretical results. We extend the framework to higher-order degree interference, capacity constraints, and weighted adjacency matrix in Section 5. Section 6 discusses the empirical application, Section 7 the simulations results, and Section 8 concludes.

1.1 Related Literature

We contribute to rapidly growing literature at the intersection of economics, statistics, computer science, as well as sociology, and political science.

The problem of optimal policy targeting is a central topic in the influence of maximization literature. Examples include Domingos and Richardson (2001), Kempe et al. (2003), Jackson and Storms (2018), Banerjee et al. (2014), Galeotti and Goyal (2009), Galeotti et al. (2017), as well as Granovetter (1978), Bikhchandani et al. (1992), Kermack and McKendrick (1927) among many others. The literature focuses on detecting nodes with the greatest influence on a network, and the influence of an individual depends on modeling assumptions. Here we consider the problem from a different perspective, and our contribution can be viewed as complementary to this literature. We embed the problem in a causal framework, and we do not impose a particular structural model. We deploy estimators valid under general model formulation, and that are robust to model misspecification. We exploit causal relations and heterogeneity in the treatment effects in order to design optimal policies, even when network information is not accessible to policymakers. The different treatment of the problem leads to a substantially different formulation and analysis. From a theoretical perspective to the best of our knowledge, regret guarantees have not been previously discussed in this setting.

In this paper, we discuss the advantages of considering network effects for estimating optimal treatment rules. Akbarpour et al. (2018) shows that for some network formation models such as Erdős-Rényi graphs, random targeting leads to comparable solutions to optimal targeting when considering information diffusion. Their results are motivated by different conditions and a very different setting. The authors assume that the probability of transmission between two nodes is *homogenous* across nodes. Also, in their discussion, information diffusion uniquely characterizes social welfare. Our framework differs in many aspects: (i) we consider more general network formation models; (ii) we consider the more general case where direct, and spillover effects are *heterogenous* in the population; (iii) we define social welfare in terms of some arbitrary outcome variable, while we impose restrictions on spillovers propagating only to finite degree (i.e. one or two) neighbors.

We build a connection to the econometric and statistical literature on inference on networks, including literature on social interaction (Manski, 1993, 2013; Manresa, 2013), peer effects (Bramoullé et al., 2009), networks (De Paula, 2017; Auerbach, 2019) and more generally causal inference under interference (Goldsmith-Pinkham and Imbens, 2013; Forastiere et al., 2016; Vazquez-Bare, 2017; He and Song, 2018; van der Laan, 2012; Ogburn et al., 2017; Aronow and Samii, 2013; Liu et al., 2019; Leung, 2019). We address the problem from a super-population perspective, similarly to Bhattacharya et al. (2019), and we consider the case where researchers only observe local information of the network. We consider inverse-probability weighting (Horvitz and Thompson, 1952) and augmented IPW estimators (Robins et al., 1994) for estimation, previously discussed under network interference also in Aronow et al. (2017). We borrow notation from Leung (2019) for the definition of potential outcomes under interference. The literature on inference on networks has mostly focused on designing estimators of causal effects, without giving attention to the statistical treatment choice problem discussed in the current paper. Knowledge of treatment effects is not sufficient to construct optimal treatment rules in constrained environments.

Welfare analysis under interference has also been discussed in [Bhattacharya et al. \(2019\)](#), whereas the authors do not address the question of optimal treatment allocation. In [Bhattacharya et al. \(2019\)](#), the authors propose a structural model to estimate the effect of policy intervention on social welfare, and they discuss methods for partial identification of social welfare. Our paper differs in its intent and its approach. Under heterogeneous treatment effects, estimating the aggregate effect of interventions is a very different task than estimating the optimal treatment allocation. Also, in this paper, we consider the challenging case where the policy function is subject to arbitrary constraints, and the first best treatment allocation rule is not necessarily attainable. Here, we guarantee identifiability of the social welfare after imposing finite-degree interference, and assuming that the researchers observe baseline covariates and treatment assignments of the neighbors of the sampled units.

This paper builds on the growing literature on statistical treatment rules, also known as empirical welfare maximization (EWM), by proposing novel methods for optimal policy targeting under interference. A list of references on optimal treatment allocation includes [Manski \(2004\)](#), [Kitagawa and Tetenov \(2017\)](#), [Kitagawa and Tetenov \(2018\)](#), [Athey and Wager \(2017\)](#), [Armstrong and Shen \(2015\)](#), [Zhou et al. \(2018\)](#), [Bhattacharya and Dupas \(2012\)](#), [Dehejia \(2005\)](#), [Hirano and Porter \(2009\)](#), [Stoye \(2009\)](#), [Stoye \(2012\)](#), [Mbakop and Tabord-Meehan \(2016\)](#), [Nie et al. \(2019\)](#), [Tetenov \(2012\)](#) among others. [Kitagawa and Tetenov \(2018\)](#) studies the problem of treatment allocation in a non-parametric setting, where the policy π belongs to some class Π . The authors show that under known propensity score and Π having finite VC dimension, the regret function is uniformly bounded at rate $1/\sqrt{n}$. [Athey and Wager \(2017\)](#) extends previous results to the case of the observational studies. They propose doubly robust methods for estimating the causal effects, and they show that the regret is min-max optimal at rate $1/\sqrt{n}$ in the asymptotic regime. [Kitagawa and Tetenov \(2017\)](#) discuss instead the case of optimal treatment allocation under non-utilitarian welfare criterion and they discuss regret bounds with same rate. Our focus is quite different from previous references: we estimate an optimal policy when the violation of SUTVA occurs. We show that the violation of SUTVA leads to a different objective function and problem formulation. The welfare function depends on the treatment allocation rule also through the spillover effects, and new technical tools are developed to derive regret bounds under network interference.

Optimal treatment allocations have been considered in parallel literature on statistics and machine learning. [Su et al. \(2019\)](#) discusses the problem of optimal treatment under interference in an unconstrained environment, imposing a set of structural assumptions on the outcome model. The authors assume that the potential outcome depends linearly on its treatment assignment and the number of treated neighbors. They impose no interaction between the treatment allocation status of the individual and the number of treated neighbors. Under these conditions, they discuss treatment allocation rules that have a simple closed-form solution. Our work differs and extends previous results in many aspects. First, we see the structural assumptions imposed in [Su et al. \(2019\)](#) restrictive in many

scenarios. The effect on individual i generated by treating its neighbors often depends on the individual i treatment status. A simple example is a vaccination campaign, where the effect of vaccinating the neighbors of individual i depends on whether i received or not the vaccine. In addition, potential outcomes do not always depend linearly on the number of treated neighbors. Motivated by these considerations, we do not impose any parametric assumption on the potential outcome of interest. The presence of constraints combined with the absence of structural assumption leads to additional challenges from an identification perspective; it drastically changes the optimization and estimation problem, and it motivates the regret analysis discussed in the current paper.

[Bhattacharya \(2009\)](#) considers the problem of optimal peer assignment in the particular set of allocating roommates in college dormitories, and they derive asymptotic properties of their estimators. Our paper differs in the construction of the objective function as well as in the theoretical analysis. We do not address the question of optimal allocation of individuals into peer groups, but instead, we consider the different problem of assigning binary treatments to individuals when the network is exogenous and potentially fully connected.

Optimal allocation of treatments is of interest also in dynamic settings ([Murphy, 2003](#)). [Nie et al. \(2019\)](#) proposes doubly-robust treatment rules for dynamic treatments. The authors show that in a dynamic setting, the objective function can be decomposed into sums of marginal effects that only depend on the current treatment status. Their problem differs from the current paper in its formulation and derivations. Here, spillover effects enter directly into the conditional mean and the propensity score function, leading to a very different optimization problem and different theoretical analysis. The randomness of connections between individuals is a further difference from the dynamic setting where carryover effects propagate deterministically over time.

Further research on optimal treatment allocations also includes estimation of individualized optimal treatments via residuals weighting ([Zhou et al., 2017](#)), estimation of optimal treatment via penalized methods ([Qian and Murphy, 2011](#)), inference on the welfare for optimal treatment strategies ([Luedtke and Van Der Laan, 2016](#); [Labe et al., 2014](#)), doubly robust methods for treatment allocations ([Zhang et al., 2012](#); [Dudik et al., 2011](#)), reinforcement learning ([Kallus, 2017](#); [Lu et al., 2018](#)), contextual bandit problems ([Dimakopoulou et al., 2017](#)) and experiments with feedback effects ([Wager and Xu, 2019](#)). Further connections are more broadly related to the literature on classification, which includes [Boucheron et al. \(2005\)](#), and [Elliott and Lieli \(2013\)](#) among others.

Optimal policy targeting is intrinsically related to the problem of detecting heterogeneous treatment effects. Examples include, among many, [Athey and Imbens \(2016\)](#) and [Wager and Athey \(2018\)](#) who study the problem of inference on heterogeneous treatment effects using respectively recursive partitions and random forest; [Farrell \(2015\)](#) and [Belloni et al. \(2014\)](#) who discuss inference in high dimensions; [Bradic et al. \(2019\)](#) who discuss robust estimation in high dimensional and dense settings; [Chernozhukov et al. \(2018\)](#) who discuss inference using general machine learning methods; [Farrell et al. \(2018\)](#) who discuss estimation of heterogeneous effects via neural networks.

Finally, the problem of optimal treatment allocation on networks is receiving growing popularity in applications. For example, [Kim et al. \(2015\)](#) compare different targeting rules on social networks to maximize adoption of health-care products; [Carrell et al. \(2013\)](#) documents the importance of peer effects for maximizing students performance; [Cai et al. \(2015\)](#) documents the importance of information network on the effects of decisions to ensure; [Banerjee et al. \(2013\)](#) study the role of networks for information on microfinance loans in India; [Muralidharan et al. \(2017\)](#) studies general equilibrium effects of public employment programs; [Duflo and Saez \(2003\)](#), [Conley and Udry \(2010\)](#), [Dupas \(2014\)](#) all points out the importance of social networks for the spread of information. These applications motivate this paper. We provide to researchers easy-to-implement methods for estimating optimal treatment rules in arbitrary constrained environments, where the researcher only observes local information of the network.

2 Network Empirical Welfare Maximization

This section derives the identification results of the social welfare under network interference without any parametric assumption on the outcome model and weak assumptions on the distribution of the random variables. In our analysis, we assume that researchers sample only a subset of observations from a potentially large and fully connected population network. We begin this section from a simplified example to convey the main idea. We then discuss the main identification and distributional assumptions, and the causal estimands of interest. Finally, we define social welfare as a function of such causal estimands.

2.1 Introductory Example

This example aims to illustrate how the proposed methodology works in the simplest possible scenario. We make simplifying assumptions *only* for expositional convenience and we defer a comprehensive discussion on the identification conditions and estimation in later sections.

For each unit i we denote $D_i \in \{0, 1\}$ the treatment assignment indicator and Y_i the savings of each individual after the intervention. We denote N_i the neighbors of unit i . Only for *expositional convenience*, consider a regression model of the form

$$Y_i = X_i \left(\sum_{k \in N_i} D_k \beta_1 \right) + D_i \beta_2 + \sum_{k \in N_i} D_k \beta_3 + \varepsilon_i, \quad \mathbb{E}[\varepsilon_i | D_i, D_{k \in N_i}, N_i, X_i] = 0$$

where $X_i = 1$ if individual did *not* attend college and zero otherwise; D_i denotes the treatment assignment indicator and $\sum_{k \in N_i} D_k$ denotes the number of treated neighbors of individual i . We remark that our framework considers *general* model formulation, and a comprehensive discussion is deferred to the next sub-sections. Only for this example, we restrict our attention to the linear model discussed above.

Researchers sample n units, and they also observe information from their neighbors. They aim to estimate an individualized treatment rule $\pi : \mathcal{X} \mapsto \{0, 1\}$ that, given the education of an individual assigns or not the individual to treatment. From the experiment, researchers first estimate the coefficients ². They then estimate the policy function.

Policy recommendation must maximize social welfare. The utilitarian welfare is defined as the expected outcome under the policy recommendation. That is, for a given policy function π , the utilitarian welfare is defined as

$$W(\pi) = \mathbb{E} \left[X_i \left(\sum_{k \in N_i} \pi(X_k) \beta_1 \right) + \pi(X_i) \beta_2 + \sum_{k \in N_i} \pi(X_k) \beta_3 \right].$$

Differently from the standard formulation of the empirical welfare maximization problem, the policy function enters in the social welfare through direct and spillover effects. Unfortunately, welfare is not directly observable, and it must be estimated using in-sample units. Maximization is performed over the sample analog welfare $W_n(\pi)$. In Section 3, we discuss estimators that are robust to model misspecification. Here, we omit further details for the sake of brevity.

The treatment allocation rule that treats all observations leads to the welfare

$$W(\pi) = \mathbb{E} \left[|N_i| (X_i \beta_1 + \beta_3) + \beta_2 \right], \quad (1)$$

since all units are treated. On the other hand, the optimal treatment allocation rule, would also account not only for the sign of β_2 , i.e. the direct treatment effect, but also for the interaction term between $X_i \sum_{k \in N_i} \pi(X_k) \beta_1$ and the component $\sum_{k \in N_i} \pi(X_k) \beta_3$ for designing the optimal policy. For example, the welfare obtained by treating only those without college degree (i.e. $\pi(X_i) = X_i$) is

$$W(\pi) = \mathbb{E} \left[X_i \sum_{k \in N_i} X_k \beta_1 \right] + \beta_2 P(X_i = 1) + \mathbb{E} \left[\sum_{k \in N_i} X_i \right] \beta_3, \quad (2)$$

which can be potentially larger depending on the other coefficients and the dependence of X_i with the degree centrality of individuals. As outlined by the current example, several restrictions on the policy function can be imposed. In this example, for instance, the policy function is restricted to depend on X_i only and since X_i is binary it can be written as $\pi(X_i) = 1\{X_i \gamma_1 + \gamma_0 > 0\}$. Researchers aim to estimate the coefficients γ_1, γ_0 that maximize social welfare. More general classes of policy functions can be considered. For example, we might consider policy function of the forms $\pi(X_i, |N_i|) = 1\{X_i \gamma_1 + \gamma_2 |N_i| + \gamma_0 > 0\}$ where also the degree centrality of each individual is considered or any other policy function of interest. Under a given restriction on the function class Π to which the policy function belongs to, the proposed methodology maximizes the in-sample welfare criterion. We then show that from a computational perspective, the problem can be written as a linear

² A comprehensive discussion on the estimation is deferred to Section 3.

mixed-integer program, which is solvable using standard optimization routines. From a theoretical perspective, we show that the welfare obtained by the optimal policy minus the welfare evaluated at the estimated policy converges to zero at the optimal rate under distributional assumptions. The proposed method *neats* optimal targeting methods under no-interference, and it is valid under general dependence of the outcome variable with covariates, the number of treated neighbors, network information such as individual degree and individual treatment assignments.

2.2 Notation and Sampling

In this subsection, we discuss the sampling assumption and notation. We consider a random, possibly fully connected network, and we discuss the problem from a super-population perspective. We let Y_i to be the outcome and D_i be the treatment assignment indicator. We denote the set of neighbors of each individual to be $N_i = \{j \neq i : A_{i,j} = 1\}$ where $A_{i,j} \in \{0, 1\}$ denotes the edge between individual i and j .³ We consider $A_{i,j} \in \{0, 1\}$ whereas we extend our framework to weighted networks in Section 5. We let $|N_i|$ denote the cardinality of the set N_i . For each individual i , we observe covariates of interest $Z_{i,I}$. We collect its neighbors' information in a vector of fixed dimension across units denoted as $Z_{i,N} \in \mathcal{Z}_N$. This vector contains sufficient statistics on neighbors' covariates for the outcome of interest. We define $Z_i = (Z_{i,I}, Z_{i,N}, |N_i|) \in \mathcal{Z}$ the vector constructed using individuals' covariates, neighbors' statistics $Z_{i,N}$ and the number of neighbors of each individual. We consider treatment allocations that depend on an arbitrary subset of individual characteristics $X_i \subseteq Z_i$, $X_i \in \mathcal{X}$, having the same number of entries for each unit. Namely, we consider treatment rules depending on the same variables for units in the network.

Such covariates X_i can include network information such as degree centrality of individual i , as well as individual covariates such as age or education.

Example 2.1. *Banerjee et al. (2013) consider the problem of measuring the diffusion of microfinance in rural villages in India. In the experiment, researchers collected data six months before the intervention on several rural villages that never experienced microfinance activities before. The intervention consisted of informing a few individuals in each village on the benefit of microfinance. Afterward, a microfinance company started its activities in these villages. For this example, suppose we are interested in targeting individuals to be invited to an information session based on the age, the education, and the number of neighbors(i.e., degree centrality) of each individual. Then X_i is a vector containing the age, the education and the degree centrality of each individual; Z_i contains i 's age, education as well as other information such as caste, religion, gender, the average number of female friends, the total number of friends. D_i is equal to 1 if individual i was invited at the information session during the experiment and zero otherwise. N_i denotes the friends of individual i .*

³Vectors of treatment assignments and adjacency matrices are defined as infinite-dimensional vector functions. We omit further details for the sake of brevity.

We assume that the researcher has information on first-degree neighbors of each individual in the sample. We formalize the assumption below.

Assumption 2.1. (SM) Assume that researchers randomly sample n units and, for each unit, they observe the vector $(Y_i, Z_i, X_{j \in N_i}, D_i, D_{j \in N_i}, N_i)$.

The sampling assumption imposes that for each individual, researchers observe its outcome, the identity of i 's neighbors and treatment assignment, and neighbors' information X_j that will be used for the treatment assignment. Such a sample can be constructed via "snowball-sampling 1-neighborhoods" (Leung, 2019). The technique consists in sampling n random units, denoted as *focal units*, and collecting information of each sampled unit and of its first degree neighbors⁴. Only the outcomes of focal units are used for inference and constructing the policy function.

Remark 1. *The sampling assumption accommodates for situations where several individuals from the same neighborhood are sampled from the network.*

Example 2.1 Cont'd *Assumption 2.1 is satisfied if the following holds: (i) researchers sample n random individuals, and they collect data on their participation into microfinance programs, as well as their age, their education, their treatment status, their caste, their gender, and their friends' identities; (ii) researchers also collect information on age education and gender of their friends.*

2.3 Identification

Next, we discuss the main identification assumptions. In the presence of interference, the outcome of individual i depends on its treatment assignment as well as the treatment assignments of all other units. We define outcomes to be functions of the treatment assignment of each unit $D = \{D_j\}$ $D_j \in \{0, 1\}$ and of the population networks' adjacency matrix A as well as covariates and residual error. We assume that the outcome only depends on its own covariates Z_i and neighbors' covariates sufficient statistics $Z_{i,N}$. Therefore we define

$$Y_i = \tilde{r}(i, D, A, Z_{i,I}, Z_{i,N}, \varepsilon_i). \quad (3)$$

We impose that the outcomes only depend on the treatment assigned to their first-degree neighbors, and we make assumptions on interactions being anonymous (Manski, 2013). In Section 5, we relax the assumption on one-degree interference, and we accommodate for the more general case of K -degree interference.

Assumption 2.2. (Interference) For all (i, j) , given $D = \{D_k\}$, $\tilde{D} = \{\tilde{D}_k\}$ and $A, \tilde{A} \in \mathcal{A}$,

$$\tilde{r}(i, D, A, Z_{i,I}, Z_{i,N}, \varepsilon_i) = \tilde{r}(j, \tilde{D}, \tilde{A}, Z_{j,I}, Z_{j,N}, \varepsilon_j)$$

⁴Snowball sampling is often used in practice, examples include Banerjee et al. (2013), Cai et al. (2015), Paluck et al. (2016), Valente et al. (2007) among others.

almost surely, if all the following three conditions hold: (i) $\sum_k A_{i,k} = \sum_k \tilde{A}_{j,k}$; (ii) $\sum_k A_{i,k} D_k = \sum_k \tilde{A}_{i,k} \tilde{D}_k$; (iii) $D_i = \tilde{D}_j$.

Assumption 2.2 postulates that outcomes only depend on (i) the number of first-degree neighbors, (ii) the number of first-degree treated neighbors (iii) individual's treatment status as well as covariates of interest. Under this assumption, we define outcomes as

$$Y_i = r\left(D_i, \sum_{k \in N_i} D_k, Z_i, \varepsilon_i\right) \quad (4)$$

where $Z_i = (Z_{i,I}, Z_{i,N}, |N_i|)$.

Assumption 2.2 is equivalent to assuming anonymous interactions and one-degree interference. Assumption 2.2 accommodates for any type of anonymous interactions. For instance, potential outcomes can depend on the number of treated neighbors or the average number of treated neighbors, or even on the product of neighbors' treatment allocation (i.e., on whether at least one neighbor is treated). One degree interference is common in the literature on the network interference, see for example He and Song (2018). Anonymous interactions are also common in the literature. Vazquez-Bare (2017), for instance, assumes that potential outcomes depend on their treatment status and the number of treated neighbors. Similarly, Leung (2019) assumes that potential outcomes depend on their treatment status, their degree, and on the number of treated neighbors. Athey et al. (2018) provide a general framework for testing such assumptions. Throughout our discussion, we will let Assumption 2.2 holds.

2.3.1 Distribution

In our discussion, we let researchers sample only some observations from the population, and we study interference from the general perspective of a random possibly fully connected network. In order for the sampled observations being representative of the overall population, we impose that observations are identically, but *not* necessarily independently distributed within each neighborhood. Recall that X_i was defined as covariates used for the treatment allocation rule.

Assumption 2.3. (Distribution) (i) Assume that for all $A \in \mathcal{A}$, for all (i, j) and all sets \mathcal{J} such that $\{i, j\} \notin \mathcal{J}$,

$$\begin{aligned} & \left(\varepsilon_i, Z_i, D_i, \sum_{k \in N_i} D_k, \{X_k : A_{i,k} = 1, k \neq i\} \right) \Big| \{N_i = \mathcal{J}\} \\ & \stackrel{d}{=} \left(\varepsilon_j, Z_j, D_j, \sum_{k \in N_j} D_k, \{X_k : A_{j,k} = 1, k \neq j\} \right) \Big| \{N_j = \mathcal{J}\} \end{aligned}$$

have the same distribution. (ii) Assume in addition that the marginal distribution of N_i is the same for all units.

Assumption 2.3 guarantees that the randomly sampled network is representative of the population. Conditions on the vector discussed in Assumption 2.3 are equivalent to imposing conditions on the sampled vector $(Y_i, Z_i, X_{j \in N_i}, D_i, D_{j \in N_i}, N_i)$ discussed in Assumption 2.1. Assumption 2.3 states that the distribution of the outcome, covariates, and treatment assignments is the same across those units that share the *same* neighbors. In addition, the assumption states that the marginal probability mass function of the edges of a given individual is the same across units. In the next examples, we discuss cases where the assumption holds.

Example 2.2. Auerbach (2019) considers a network model of the form

$$Y_i = X_i\beta + \lambda(w_i) + \nu_i, \quad A_{i,j} = 1\{\eta_{i,j} \leq f(w_i, w_j)\}1\{i \neq j\}$$

where (X_i, w_i, ν_i) are assumed to be i.i.d., w_i is an unobserved index of social characteristics, ν_i is unobserved noise and $\{\eta_{i,j}\}$ is a symmetric matrix of unobserved scalar disturbances with independent upper diagonal entries that are mutually independent of $\{X_i, w_i, \nu_i\}$. Consider a modification of the original model, that also account for treatment effects of the form

$$Y_i = X_i\beta + f(D_i, \sum_{k \in N_i} D_k, X_i) + \lambda(w_i) + \nu_i$$

for some function $f(\cdot)$. Similarly to before, assume that (D_i, X_i, w_i, ν_i) are iid and $\{\eta_{i,j}\}$ is a symmetric matrix upper diagonal entries assumed in addition to be i.i.d and mutually independent of (D_i, X_i, w_i, ν_i) . Then for $Z_i = (X_i, |N_i|)$ and $\varepsilon_i = \lambda(w_i) + \nu_i$ Assumption 2.3 holds ⁵.

Example 2.3. Ogburn et al. (2017) consider a structural model of the form

$$X_i = f_X(\varepsilon_{X_i}), \quad D_i = f_D(\{X_j : A_{i,j} = 1\}, \varepsilon_{D_i}), \quad Y_i = f_Y(\{D_j : A_{i,j} = 1\}, \{X_j : A_{i,j} = 1\}, \varepsilon_{Y_i})$$

⁵ We outline the proof of the claim below. Since $\{w_i\}$ are i.i.d. and mutually independent of $\eta_{i,j}$, and $\eta_{i,k}$ are i.i.d. for all $k \neq i$, then the vectors $\{(A_{i,1}, A_{i,2}, \dots, A_{i,i-1}, A_{i,i+1}, \dots)\}$ are identically distributed across individuals and therefore condition (ii) in Assumption 2.3 holds. We want to show that also condition (i) holds. It is simple to show that since (X_i, ω_i, ν_i) are i.i.d and independent on $\eta_{i,j}$ also $(\{A_{i,j}\}_j, D_i, Z_i, w_i, \nu_i)$ are identically distributed. Therefore we only need to show that $P(X_{k \in N_i}, D_{k \in N_i} | N_i, D_i, X_i, w_i, \nu_i) = P(X_{k \in N_j}, D_{k \in N_j} | N_j, D_j, X_j, w_j, \nu_j)$ where $N_i = N_j$ for the claim (i) to hold. Since N_i is fully characterized by $(\{\eta_{u,v}\}, \{\omega_u\})$ it is sufficient to show that

$$P(X_{k \in N_i}, D_{k \in N_i} | \{\omega_u\}, \{\eta_{u,v}\}, D_i, X_i, w_i, \nu_i) = P(X_{k \in N_j}, D_{k \in N_j} | \{\omega_u\}, \{\eta_{u,v}\}, D_j, X_j, w_j, \nu_j).$$

By i.i.d of the vector $(X_i, \omega_i, \nu_i, D_i)$ and mutually independence with all $\eta_{u,v}$,

$$P(X_{k \in N_i}, D_{k \in N_i} | \{\omega_u\}, \{\eta_{u,v}\}, D_i, X_i, w_i, \nu_i) = \prod_{k \in N_i} P(X_k, D_k | \omega_k) = \prod_{k \in N_j} P(X_k, D_k | \omega_k)$$

since $N_i = N_j$.

for some functions f_X, f_D, f_Y . Assume in addition that edges are drawn according to

$$\begin{aligned} \varepsilon_{X_i} &\sim_{i.i.d.} \mathcal{D}, \quad \forall i \\ A_{i,j} &= 1\{f(\varepsilon_{X_i}, \varepsilon_{X_j}) > 0\}, \\ \varepsilon_{Y_i} &\perp \varepsilon_{Y_j} | \{N_i, j \notin N_i, \{\varepsilon_{X_{k \in N_i}}, \varepsilon_{X_i}\}\} \\ (\varepsilon_{Y_i}, \{\varepsilon_{Y_j}\}_{j \in N_i}) &| \{N_i, \{\varepsilon_{X_{k \in N_i}}, \varepsilon_{X_i}\}\} \sim \mathcal{N}(\mu, \Sigma), \quad \mu \in \mathbb{R}^{|N_i|}, \quad \Sigma \in \mathcal{S}_{++}^{|N_i|}. \end{aligned}$$

Suppose that $\{\varepsilon_{D_i}\}$ are i.i.d. and mutually independent of $\{\varepsilon_{X_i}, \varepsilon_{Y_i}\}$. Then Assumption 2.2 and Assumption 2.3 hold.

Correlated effects can be modeled in a wide variety of ways. Here we assume that individuals that are neighbors and that do not share any common neighbor are only *pairwise* independent.

Assumption 2.4. (Dependence) Assume that for any $A \in \mathcal{A}$,

$$\left(Z_i, \varepsilon_i, D_i, \sum_{k \in N_i} D_k, X_{k \in N_i} \right) \perp \left(Z_j, \varepsilon_j, D_j, \sum_{k \in N_j} D_k, X_{k \in N_j} \right) \Big| A$$

for any $\{(j, i) : j \neq i, j \notin N_i, j \notin N_k, j \notin N_u, \forall u \in N_k, \forall k \in N_i\}$.

Assumption 2.4 states that the vectors of covariates, potential outcomes, first degree, and second-degree neighbors treatment assignments and neighbors' covariates are independent for individuals that are not neighbors and that do not have any common first and second-degree neighbor. The assumption accommodates for three-degree local dependence of potential outcomes, and it holds for one-degree local dependence of neighbors' covariates and treatment assignments.

Example 2.4. Consider Figure 1: under Assumption 2.4, for each node the corresponding vector $\left(\varepsilon_i, Z_i, D_i, \sum_{k \in N_i} D_k, X_{k \in N_i} \right)$ are independent only between $V5$ and $V4$, while they can be dependent for any other pair of nodes.

We state the assumption conditional on the population adjacency matrix A . The choice of conditioning on A guarantees independence of the vector Z_i, Z_j also when these vectors contain measures of network centrality respectively of nodes i and j .

In a causal inference framework, ignorability conditions are often necessary for valid inference (Imbens and Rubin, 2015). In the presence of random network formation and under violation of SUTVA, we need to reformulate ignorability by appropriately accounting for these effects.

Assumption 2.5. For each i , $\varepsilon_i \perp \left(D_i, \sum_{k \in N_i} D_k, N_i, X_{j \in N_i} \right) \Big| Z_i$.

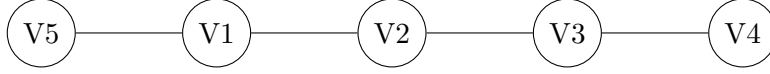


Figure 1: Example of network. Under Assumption 2.4, the vectors $(\varepsilon_i, Z_i, D_i, \sum_{k \in N_i} D_k, X_{k \in N_i})$ are independent only between V5 and V4, while they can be dependent for any other pair of nodes.

Assumption 2.5 generalizes ignorability when one degree neighbors interference occurs conditional on the vector $Z_i = (Z_{i,N}, Z_{i,I}, |N_i|)$. Importantly, we impose that independence holds conditional on a large vector of individuals' and neighbors' covariates, as well as conditional on the number of neighbors $|N_i|$. Conditional on individuals' covariates, neighbors' characteristics and the number of neighbors, collected in the vector Z_i , we assume that the errors are independent on the treatment assignment D_i , neighbors' treatment assignment $\sum_{k \in N_i} D_k$ and on the identity of their neighbors, N_i . We also assume that the vector Z_i contains sufficient information on neighbors' covariates, namely that conditional on Z_i , outcomes are independent on their neighbors' covariates $X_{k \in N_i}$. Independence on the treatment allocation is likely to hold in randomized experiments, while violation of such independence leads to unidentifiable causal effects. The assumption generally holds whenever network information is collected before the experiment. Violations might occur in circumstances where the identity of the neighbors depend on the change in the distribution of the outcome induced by the intervention. Variants of Assumption 2.5 under interference for a deterministic network can be found in Forastiere et al. (2016), Aronow et al. (2017) among others.

Example 2.1 Cont'd. *Exogeneity of the network stated in Assumption 2.5 holds if the connections in the network did not change over the time window of the study, if, before the intervention, no microfinance activity was present in the village .*

2.3.2 Causal Estimands

Next, we discuss the causal estimands of interest. In the next lemma, we showcase that under the assumption stated, the conditional mean function does not depend on individual's identity, conditional on the vector $Z_i = (Z_{i,I}, Z_{i,N}, |N_i|)$.

Definition 2.1. Under Assumption 2.3 the conditional mean function is defined as

$$m(d, s, z) = \mathbb{E} \left[r(d, s, Z_i, \varepsilon_i) \middle| Z_i = z \right] \quad (5)$$

as a function of (d, s, z) only.

Assumption 2.3 is necessary in order for the conditional mean function to be identical across units.

Next, we define the conditional average treatment effect. CATE is defined as a function of covariates of interest, number of neighbors, neighbors' characteristics, and the number of treated neighbors.

Definition 2.2. (CATE) Let the conditional average treatment effect be defined as follows:

$$\tau(s, z) = m(1, s, z) - m(0, s, z).$$

CATE denotes the average effect of treating a given individual as a function of the number of treated neighbors, number of neighbors and individual covariates.

We denote the propensity score as the joint probability of treating a given individual and assigning a given number of neighbors to treatment ⁶.

Definition 2.3. Let the propensity score be defined as

$$e(d, s, z) = P\left(D_i = d, \sum_{k \in N_i} D_k = s \mid Z_i = z\right),$$

for $d \in \{0, 1\}$, $s \in \mathbb{Z}$, $s \leq |N_i|$.

The definition of the propensity score follows from the literature on multi-valued treatments (Imbens, 2000), while it is adapted to the context of policy assignment that we consider in the current paper. We impose the following condition.

Assumption 2.6. Let the following hold:

- (i) For all, $d \in \{0, 1\}$, there exist $\delta \in (0, 1)$ such that $e(d, s, Z_i) \in (\delta, 1 - \delta)$ for all $s \leq |N_i|$, $Z_i \in \mathcal{Z}$.
- (ii) Let

$$P\left(D_i = d, \sum_{k \in N_i} D_k = s \mid Z_i, X_{k \in N_i}, N_i\right) = P\left(D_i = d, \sum_{k \in N_i} D_k = s \mid Z_i\right),$$

Assumption 2.6 states that the probability of treating a given number of neighbors of each individual is always strictly positive. The assumption is likely to hold in the presence of network with bounded maximum degree, whereas it might fail in the presence of very dense networks. Assumption 2.6 is *not* necessary whenever researchers model the conditional mean directly via parametric assumptions. Our framework accomodates for violation of Assumption 2.6, under correct specification of the conditional mean function, as we will discuss in Section 3 and Section 4.

The second condition in Assumption 2.6 states that the treatment assignments are independent on the identity of the neighbors and that conditional on the vector $Z_i =$

⁶The reader might recall that Z_i also contains information on the number of neighbors $|N_i|$.

$(Z_{i,I}, Z_{i,N}, |N_i|)$, $X_{k \in N_i}$ does not contain any relevant information for predicting the number of treated neighbors. Intuitively, the assumption states that $Z_{i,N}$ contains sufficient statistics of neighbors' covariates. The assumption is satisfied if the randomization only depends on covariates and not on neighbors' *identity* (but it might depend on $|N_i|$ and other network and neighbors' information included in Z_i).

Remark 2. (Treatment Assignment on a Network) *Assumption 2.6 rules out treatment assignment via clustering (Campbell and Walters, 2014). It is instead satisfied under randomized saturation design (Baird et al., 2018). More generally, the assumption is guaranteed to hold when the treatment of each individual and its number of neighbors, is randomized on the population of interest.*

2.4 Welfare of Networks

We consider the problem of designing an individual-specific and deterministic policy function $\pi : \mathcal{X} \mapsto \{0, 1\}$ that maps to individual treatment assignment ⁷.

Following Manski (2004), we define welfare from a utilitarian perspective. Under Assumption 2.2, and 2.3 we write the welfare as

$$W(\pi) = \mathbb{E} \left[r \left(\pi(X_i), \sum_{k \in N_i} \pi(X_k), Z_i, \varepsilon_i \right) \right]. \quad (6)$$

This expectation is constant across individuals by Assumption 2.3. Next, we reparametrize the welfare in terms of causal estimands of interest.

Proposition 2.1. *Let Assumption 2.2, 2.3, 2.5 hold. Then*

$$W(\pi) = \mathbb{E} \left[\tau \left(\sum_{k \in N_i} \pi(X_k), Z_i \right) \pi(X_i) \right] + \mathbb{E} \left[m \left(0, \sum_{k \in N_i} \pi(X_k), Z_i \right) \right]$$

The proof is contained in Appendix B. Proposition 2.1 offers an intuitive and simple formulation of the welfare under interference. The welfare in Proposition 2.1 differs from the definition of welfare in Kitagawa and Tetenov (2018), Manski (2004) and Murphy (2003) in two aspects. First, the potential outcome also depends on the treatment assignment of other individuals. Second, the choice of the optimal policy does not depend on the CATE only, but also on the conditional mean function under no treatment, which itself depends on the policy π via the spillover effect. This is different from the standard formulation of the EWM problem. The welfare also differs from Su et al. (2019), since here we do not impose any parametric assumption on the outcome model, but we consider the problem from a general perspective. In practice, we will replace $W(\pi)$ with its sample analog $W_n(\pi)$. We discuss estimation in Section 3, and theoretical analysis on the welfare $W(\hat{\pi})$ evaluated at the in-sample optimizer $\hat{\pi}$ is deferred to Section 4.

⁷The policy function is individual-specific in the sense that for individual i , it maps from a given set of covariates, that can potentially also include a measure of centrality of such individual and other covariates, to the treatment of individual i only.

Remark 3. Our framework allows for arbitrary utility functions, as long as social welfare is additive (e.g., it is not rank-dependent). In such a case, the welfare of the network is written as

$$\mathbb{E} \left[u \left(r \left(\pi(X_i), \sum_{k \in N_i} \pi(X_k), Z_i, |N_i|, \varepsilon_i \right) \right) \right]$$

for some pre-specified function $u(\cdot)$. Examples include quadratic utility functions, to capture information also on the variance of the outcome. For arbitrary utility functions, causal estimands are expressed in terms of the causal effects of the treatments generated on the utility of each individual.

3 Estimation

In this section, we discuss estimators for the welfare criterion. We propose estimators that are guaranteed to be robust to misspecification of either the propensity score and or the conditional mean function. Finally, we discuss optimization algorithms for the policy function.

3.1 Nuisance Functions

We let researchers postulate the counterfactual outcome to be $m^c(d, s, z)$ being potentially misspecified.

In the case of randomized experiments, the propensity score is often known. In quasi-experiments, on the other hand, the propensity score must be estimated. We let the researcher postulate a potentially misspecified propensity score function $e^c(d, s, z)$ that satisfies the strict overlap condition.

We consider two alternative estimation method for the parameters:

1. *Sample Splitting.* This method is possible only in the presence of mutually independent clusters (e.g., villages or schools) or whenever the network can be partitioned into independent components. We propose the following algorithm: the researcher splits the sample into three proportional and disconnected subsamples. In the first subset, the researcher estimates the conditional mean function, on the second subset, she estimates the propensity score, and in the third sample, she estimates the policy function. We denote the estimated conditional mean to be $F \mapsto \hat{m}^c(d, s, z; F)$ and the estimated propensity score $G \mapsto \hat{e}^c(d, s, z; G)$ being functionals of the empirical distributions (F, G) respectively of the first and second subsample. Our theoretical results impose conditions on their expectations $\mathbb{E}[\hat{m}^c(d, s, z; F)]$ and $\mathbb{E}[1/\hat{e}^c(d, s, z; G)]$ where the expectation is taken with respect to the true distribution of the first and second subsample. We will omit the last arguments, namely F and G for notational convenience.

2. *In-Sample Estimation*: Estimators \hat{m}^c, \hat{e}^c are computed on the same set of observations that are used to estimate the policy function. In-sample estimation is often necessary for the presence of one fully connected network.

Remark 4. *The estimation of the propensity score requires to estimate $\mathbb{P}(D_i = 1|Z_i = z)$ as well as $\mathbb{P}\left(\sum_{k \in N_i} D_k = s|Z_i = z, D_i = d\right)$. One possible way to estimate the propensity score is by letting*

$$\hat{e}^c(d, s, z) = \hat{\mathbb{P}}(D_i = d|Z_i) \hat{\mathbb{P}}\left(\sum_{j \in N_i} D_j = s|Z_i = z, D_i = d\right).$$

Probabilities can be estimated using binomial and multinomial choice models using for instance pseudo-MLE (Poirier and Ruud, 1988).

3.2 Welfare Function

In this subsection we discuss estimators of the welfare function. For notational convenience, we let $h_i(\pi) = \sum_{k \in N_i} \pi(X_k)$ be the assigned treatment to neighbors of i under policy π . In full generality, we consider estimates of the welfare criterion that depends on some general function $m^c(\cdot)$ and $e^c(\cdot)$. We denote

$$w\left(d, h_i(\pi), Z_i, D_i, \sum_{k \in N_i} D_k, e^c\right) = \frac{1\{h_i(\pi) = \sum_{k \in N_i} D_k, d = D_i\}}{e^c\left(d, h_i(\pi), Z_i\right)} \quad (7)$$

with $w\left(d, h_i(\pi), Z_i, D_i, \sum_{k \in N_i} D_k, 0\right) = 0$. Equation (7) denotes the inverse probability weight when interference occurs for a given treatment rule π assigning $\sum_{k \in N_i} \pi(X_k)$ neighbors to treatment and individual i being assigned to treatment d . Intuitively, the expectation of $w(\cdot)$ is one under correct specification of e^c . For some given functions m^c, e^c , the estimate of the welfare function is constructed as

$$\begin{aligned} W_n(\pi, m^c, e^c) := & \frac{1}{n} \sum_{i=1}^n w\left(\pi(X_i), h_i(\pi), Z_i, D_i, \sum_{k \in N_i} D_k, e^c\right) \left(Y_i - m^c\left(\pi(X_i), h_i(\pi), Z_i\right)\right) \\ & + \frac{1}{n} \sum_{i=1}^n m^c\left(\pi(X_i), h_i(\pi), Z_i\right). \end{aligned} \quad (8)$$

We will be denoting $\hat{W}_n(\pi, \hat{m}^c, \hat{e}^c)$ the welfare for estimated propensity score and conditional mean. In the next proposition, we showcase robustness guarantees of the proposed estimate. We assume that the sampling is random, one degree interference occurs, ignorability holds as well as observations being identically distributed.

Proposition 3.1. *Suppose that Assumptions 2.1, 2.2, 2.3 2.5 hold. Assume that either (i) $m^c(d, s, z) = m(d, s, z)$ or both (ii) $1/e^c(d, s, z) = 1/e(d, s, z)$ and Assumption 2.6 holds. Then*

$$\mathbb{E}\left[W_n(\pi, m^c, e^c)\right] = W(\pi).$$

In addition, when \hat{m}^c, \hat{e}^c are estimated using sample splitting and either $\mathbb{E}[\hat{m}^c(d, s, z)] = m^c(d, s, z)$ or $\mathbb{E}[1/\hat{e}^c(d, s, z)] = 1/e(d, s, z)$ and Assumption 2.6 holds then

$$\mathbb{E}\left[\hat{W}_n(\pi, \hat{m}^c, \hat{e}^c)\right] = W(\pi).$$

The proof of Proposition 3.1 is contained in Appendix B as a corollary of three separate identification results. Estimators with doubly-robust guarantees under network interference have been previously discussed also in Aronow and Samii (2013). On the other hand, to the best of our knowledge, this is the first result that formally characterizes doubly-robust properties of the welfare function under network interference. Here, the presence of dependence of the conditional mean function on neighbors' covariates through $\sum_{k \in N_i} \pi(X_k)$ requires the additional independence conditions of the error ε_i on $X_{k \in N_i}$, stated in Assumption 2.5.

A corollary of Proposition 3.1 is that

$$W_n(\pi, 0, e) = \frac{1}{n} \sum_{i=1}^n w\left(\pi(X_i), h_i(\pi), Z_i, D_i, \sum_{k \in N_i} D_k, e\right) Y_i$$

is an unbiased estimate of $W(\pi)$. Therefore $W_n(\pi, 0, e)$ generalizes estimates of the welfare criterion using inverse probability methods discussed in Kitagawa and Tetenov (2018) to the case of network interference.

In randomized experiments, researchers know the propensity score and estimation might not be necessary, whereas in other settings estimation of the conditional mean function and/or propensity score is a necessary task and sample splitting rules might not be possible due to dense network structures.

Remark 5. *The choice of the estimator for the welfare must depend on small sample considerations, leveraged with robustness guarantees. In randomized experiments, for instance, researchers often know the propensity score. In this case, $W_n(\pi, 0, e)$ is an unbiased estimate of $W(\pi)$, and it does not require estimation of the conditional mean function. On the other hand, $W_n(\pi, 0, e)$ can be very data intensive since many observations can be assigned zero weight. On the contrary, $\hat{W}_n(\pi, \hat{m}^c, 0)$ uses all observations in the sample, it does not require strict overlap to hold, but its validity relies on the correct specification of the conditional mean function. Finally, $\hat{W}_n(\pi, \hat{m}^c, e^c)$ and $\hat{W}_n(\pi, \hat{m}^c, \hat{e}^c)$ exploit additional in-sample information compared to $W_n(\pi, 0, e)$ and they are guaranteed to be doubly-robust, but they require strict overlap to hold.*

3.3 Optimization of the Policy Function

Finally, we denote

$$\hat{\pi}_{m^c, e^c} \in \operatorname{argmax}_{\pi \in \Pi} W_n(\pi, m^c, e^c) \quad (9)$$

the estimated policy function for arbitrary, potentially misspecified functions m^c, e^c and we denote $\hat{\pi}_{\hat{m}^c, \hat{e}^c}^{est}$ the policy that maximizes $\hat{W}_n(\pi, \hat{m}^c, \hat{e}^c)$.

In the next lines, we formulate the problem as a mixed-integer linear program (MILP) that can be solved using standard optimization routines. For expositional convenience, we discuss the mixed-integer programming formulation for the maximum score function $\pi(X_i) = 1\{X_i^\top \beta > 0\}$ whereas the formulation trivially generalizes also to other classes of policy functions. Formulation of the maximum score optimization problem as a linear program can be found in [Kitagawa and Tetenov \(2018\)](#) under no-interference. Here, we discuss the formulation under the more challenging case where interference occurs.

For notational convenience let

$$g_i(d, s) = \frac{1\{\sum_{k \in N_i} D_k = s, D_i = d\}}{\hat{e}^c(d, s, Z_i)} \left(Y_i - \hat{m}^c(d, s, Z_i) \right) + \hat{m}^c(d, s, Z_i). \quad (10)$$

The function $g_i(d, s)$ denotes the generated welfare on individual i for a given individual treatment assignment d and number of treated neighbors s . The target objective function can be written as

$$\frac{1}{n} \sum_{i=1}^n \sum_{h=0}^{|N_i|} (g_i(1, h) - g_i(0, h)) \pi(X_i) 1\left\{ \sum_{k \in N_i} \pi(X_k) = h \right\} + 1\left\{ \sum_{k \in N_i} \pi(X_k) = h \right\} g_i(0, h). \quad (11)$$

We now rewrite the optimization problem as a linear problem. Similarly to [Kitagawa and Tetenov \(2018\)](#) we define n variables y_i that denote the treatment assignment of each unit. The constraint on the variables must satisfy the shape condition of the policy function class. For instance, for policy functions of the form $\pi(X_i) = 1\{X_i^\top \beta \geq 0\}$, $\beta \in \mathcal{B}$, similarly to [Kitagawa and Tetenov \(2018\)](#) we write

$$\frac{X_i^\top \beta}{|C_i|} < y_i \leq \frac{X_i^\top \beta}{|C_i|} + 1, \quad C_i > \sup_{\beta \in \mathcal{B}} |X_i^\top \beta|, \quad y_i \in \{0, 1\}. \quad (12)$$

We now introduce new variables that account for the differences induced by the problem under consideration. The second set of variables that we define is the variable $x_{i,h,1} = 1\{\sum_{k \in N_i} y_k \geq h\}$. There are in total $\sum_{i=1}^n (|N_i| + 1)$ of such variables for $h \in \{0, \dots, |N_i|\}$. The variable $x_{i,h,1}$ is one whenever at least h neighbors of unit i are treated. The variable can be equivalently be defined as

$$\frac{(\sum_k A_{i,k} y_k - h)}{|N_i| + 1} < x_{i,h,1} \leq \frac{(\sum_k A_{i,k} y_k - h)}{|N_i| + 1} + 1, \quad x_{i,h,1} \in \{0, 1\}, \quad \forall h \in \{0, \dots, |N_i|\}. \quad (13)$$

Similarly, we denote the variable $x_{i,h,2} = 1\{\sum_{k \in N_i} y_k \leq h\}$ that can be equivalently be defined as

$$\frac{(h - \sum_k A_{i,k} y_k)}{|N_i| + 1} < x_{i,h,2} \leq \frac{(h - \sum_k A_{i,k} y_k)}{|N_i| + 1} + 1, \quad x_{i,h,2} \in \{0, 1\}, \quad \forall h \in \{0, \dots, |N_i|\}. \quad (14)$$

Notice now that

$$x_{i,h,1} + x_{i,h,2} = \begin{cases} 1 & \text{if and only if } \sum_{k \in N_i} y_k \neq h \\ 2 & \text{otherwise} \end{cases} \quad (15)$$

since the sum of the two variables coincides with $1\{\sum_{k \in N_i} y_k \geq h\} + 1\{\sum_{k \in N_i} y_k \leq h\}$ and it is always at least one. We now can write the objective function to be

$$\frac{1}{n} \sum_{i=1}^n \sum_{h=0}^{|N_i|} (g_i(1, h) - g_i(0, h)) y_i (x_{i,h,1} + x_{i,h,2} - 1) + (x_{i,h,1} + x_{i,h,2} - 1) g_i(0, h). \quad (16)$$

The objective function leads to a quadratic mixed integer program. On the other hand, quadratic programs can be computationally expensive to solve. We write the problem as a linear program introducing one additional set variables, that we call $z_{i,h}$ for $h \in \{0, \dots, |N_i|\}$. Notice first that we can write

$$y_i (x_{i,h,1} + x_{i,h,2} - 1) = y_i \times x_{i,h,1} \times x_{i,h,2} \quad (17)$$

since $(x_{i,h,1} + x_{i,h,2} - 1)$ is equal to one if both variables are ones and zero if either of the two variables are ones. The case where both variables are zero never occurs by construction. Therefore we can write

$$\frac{y_i + x_{i,h,1} + x_{i,h,2}}{3} - 1 < z_{i,h} \leq \frac{y_i + x_{i,h,1} + x_{i,h,2}}{3}, \quad z_{i,h} \in \{0, 1\} \quad \forall h \in \{0, \dots, |N_i|\}. \quad (18)$$

Collecting the results all together we write the optimization problem as follows.

$$\max_{\{z_{i,h}\}, \{y_i\}, \{x_{i,1,h}, x_{i,2,h}\}, \beta \in \mathcal{B}} \frac{1}{n} \sum_{i=1}^n \sum_{h=0}^{|N_i|} (g_i(1, h) - g_i(0, h)) z_{i,h} + g_i(0, h) (x_{i,h,1} + x_{i,h,2} - 1) \quad (19)$$

under the constraints:

$$\begin{aligned}
(A) \quad & \frac{X_i^\top \beta}{|C_i|} < y_i \leq \frac{X_i^\top \beta}{|C_i|} + 1, \quad C_i > \sup_{\beta \in \mathcal{B}} |X_i^\top \beta|, \quad y_i \in \{0, 1\} \\
(B) \quad & \frac{y_i + x_{i,h,1} + x_{i,h,2}}{3} - 1 < z_{i,h} \leq \frac{y_i + x_{i,h,1} + x_{i,h,2}}{3}, \quad z_{i,h} \in \{0, 1\} \quad \forall h \in \{0, \dots, |N_i|\}, \\
(C) \quad & \frac{(\sum_k A_{i,k} y_k - h)}{|N_i| + 1} < x_{i,h,1} \leq \frac{(\sum_k A_{i,k} y_k - h)}{|N_i| + 1} + 1, \quad x_{i,h,1} \in \{0, 1\}, \quad \forall h \in \{0, \dots, |N_i|\} \\
(D) \quad & \frac{(h - \sum_k A_{i,k} y_k)}{|N_i| + 1} < x_{i,h,2} \leq \frac{(h - \sum_k A_{i,k} y_k)}{|N_i| + 1} + 1, \quad x_{i,h,2} \in \{0, 1\}, \quad \forall h \in \{0, \dots, |N_i|\}.
\end{aligned} \tag{20}$$

In the next proposition, we formally show that the solution to the linear mixed-integer program discussed above coincides with the optimal solution of the social welfare under interference.

Proposition 3.2. *The function $\pi(x) = 1\{x^\top \hat{\beta} \geq 0\}$ where $\hat{\beta}$ solves the optimization problem in Equation (19) under the constraints in Equation (20) is equivalent to*

$$\operatorname{argmax}_{\pi \in \Pi} \hat{W}_n(\pi, \hat{m}^c, \hat{e}^c)$$

where $\Pi = \{\tilde{\pi}_\beta : \tilde{\pi}_\beta(x) = 1\{x^\top \beta \geq 0\}, \beta \in \mathcal{B}\}$.

The proof is contained in Appendix B. In addition, whenever units have no-neighbors, the objective function is proportional to the one discussed in Kitagawa and Tetenov (2018) under no interference. This follows from the fact that under no interference $x_{i,0,1} + x_{i,0,2} = 1$ always and such variables are constants, $z_{i,0} = y_i$ and h never exceeds zero. Therefore, the formulation provided generalizes the MILP formulation to the case of interference. Extensions to other function classes such as optimal trees (Bertsimas and Dunn, 2017) follows by appropriately changing the constraint in (A). MILPs are well studied in the optimization literature and commercial softwares lead to efficient computations. In simulations, for small parameter space, and observations being at most 300 the computational time oscillates between few minutes and a few hours depending on the structure of the problem on a personal laptop.

A different and possibly faster optimization method can be constructed by first optimizing over n binary variables without imposing any constraint on the policy, using pattern search algorithms for optimization, and second train any classification algorithm of interest on the estimated binary assignments. On the other hand, we warn the readers that our formal results are valid only for solutions that are exact up to an error of order $\mathcal{O}(1/n^{1/2})$.

4 Theoretical Analysis

In this section, we provide the first set of results on uniform bounds on the regret under network interference. The regret is defined as the expected population welfare evaluated

at the optimal policy minus the welfare evaluated at $\hat{\pi}$, namely (Kitagawa and Tetenov, 2018)

$$\mathcal{R}(\hat{\pi}_{m^c, e^c}) = \sup_{\pi \in \Pi} W(\pi) - \mathbb{E} \left[W(\hat{\pi}_{m^c, e^c}) \right], \quad (21)$$

where $W(\pi)$ is defined in Equation (6). Policies whose regret is guaranteed to be bounded uniformly in the sample size are particularly appealing from both a theoretical and applied perspective, and their analysis is often the main focus in the statistical treatment choice literature. We impose conditions on the function class Π , on the potential outcomes and on the function $m^c(\cdot)$ defined in Section 3. The function $m^c(\cdot)$ can be either the zero function if the researcher estimates the welfare using inverse probability weighting without augmentation or some arbitrary, potentially misspecified function.

Assumption 4.1. Let the following hold:

(LP) $m^c(d, s, z)$ is L -Lipschitz a.e. in its second argument, for some arbitrary $\infty > L \geq 0$.

(TC) There exists some $u > 0$ such that

$$\begin{aligned} \mathbb{E} \left[\sup_{d \in \{0,1\}, s \leq |N_i|} r(d, s, Z_i, \varepsilon_i)^{2+u} \middle| A \right] &< \Gamma_1^2 \\ \mathbb{E} \left[\sup_{d \in \{0,1\}} m^c(d, 0, Z_i)^{2+u} Y_i^{2+u} \middle| A \right] &< \Gamma_2^2 \end{aligned}$$

for $\Gamma_1^2, \Gamma_2^2 < \infty, \forall i, \forall A$.

(VC) π belongs to the function class Π , where Π has finite VC dimension⁸, namely $\text{VC}(\Pi) < \infty$.

Condition (LP) is satisfied for *any* bounded $m^c(\cdot)$ ⁹, but it also accomodates for unbounded $m^c(\cdot)$. Remarkably, the condition is agnostic on the *true* conditional mean function $m(\cdot)$.

Condition (VC) imposes restrictions on the geometric complexity of the function class of interest. The condition is commonly assumed in the literature on empirical welfare maximization, and examples include Kitagawa and Tetenov (2017) and Athey and Wager (2017) among others. Condition (VC) is motivated by restrictions that policymakers often impose: treatment allocation rules must be simple and easy to communicate to the general public, and they can often only depend on a small subset of variables. Kitagawa and Tetenov (2018) and Mbakop and Tabord-Meehan (2016) discuss several examples under which the assumption hold.

The second assumption that we impose is on the function $e^c(\cdot)$.

⁸The VC dimension denotes the cardinality of the largest set of points that the function π can shatter. The VC dimension is commonly used to measure the complexity of a class, see for example Devroye et al. (2013).

⁹To see why the claim hold, let $m^c(d, S, Z_i) < B$ a.e. Since $S \in \mathbb{Z}$, $|m^c(d, S, Z_i) - m^c(d, S', Z_i)| \leq B|S - S'|$. In fact, $|S - S'| > 1$ for all $S \neq S'$. Therefore the function is Lipschitz with constant B .

Assumption 4.2. (OV) For all $d \in \{0, 1\}$, there exist some $\delta \in (0, 1)$ such that $e^c(d, S, Z_i) \in (\delta, 1 - \delta)$ for all $S \leq |N_i|$, for any $Z_i \in \mathcal{Z}$.

Whenever the propensity score is known and therefore $e^c(\cdot) = e(\cdot)$, the condition is equivalent to Assumption 2.6. The reader might refer to Section 2 for further discussion.

In this paper, we let observations be locally dependent. The amount of dependence is captured by the maximum number of connections between focal units to the first, second, and third-degree neighbors.

Definition 4.1. Let \mathcal{N}_n denote the maximum degree of focal units, of their first, second and third degree neighbors. Formally, let

$$\mathcal{N}_n = \max_{i \in \{1, \dots, n\}} \max\{|N_i|, \max_{j \in N_i} |N_j|, \max_{k \in N_j, j \in N_i} |N_k|, \max_{u \in N_k, k \in N_j, j \in N_i} |N_u|\} + 1.$$

Intuitively, \mathcal{N}_n provides information on the effect of the network topology on the regret bound, and it captures the degree of dependence in the network. Under bounded degree $\mathcal{N}_n \leq J < \infty$ uniformly in the sample size for some $0 \leq J < \infty$.

In our first result, we discuss theoretical guarantees for *oracle* case where the policy function maximizes $W_n(\pi, m^c, e^c)$, for some *arbitrary* functions m^c and e^c . We then relate the following to the case where such functions must be estimated.

Theorem 4.1. (*Oracle Regret*) Let Assumptions 2.1, 2.2, 2.3, 2.4, 2.5, 4.1, 4.2 hold. Let m^c, e^c be as discussed in Section 3. Assume that either(or both) (i) $m^c(\cdot) = m(\cdot)$ and/or (ii) both $1/e^c(\cdot) = 1/e(\cdot)$ and Assumption 2.6 hold. Then,

$$\mathcal{R}(\hat{\pi}_{m^c, e^c}) \leq \frac{(\Gamma_1 + \Gamma_2)\bar{C}_u}{\delta} \left(L + \frac{L+1}{\delta_0^2} \right) \mathbb{E}[\mathcal{N}_n^5] \sqrt{\frac{\text{VC}(\Pi)}{n}},$$

for a constant $\bar{C}_u < \infty$ independent of the sample size.

The proof of the theorem is in Appendix C. Theorem 4.1 provides a non-asymptotic upper bound on the regret, and it is the first result of this type under network interference. The theorem is doubly robust to misspecification of m^c and $1/e^c$.

Remark 6. In Theorem 4.1, the VC-dimension as well as the dependence on the sample size compare favorably to bounds derived in the i.i.d. setting with no-interference in Kitagawa and Tetenov (2018). The constants $1/\delta_0^2$ and L reflect the additional complexity induced by the presence of spillover effects, where $1/\delta_0^2 \leq 1/\delta^2$ always. The expected value $\mathbb{E}[\mathcal{N}_n^5]$ instead reflects the additional effect induced by local dependence assumption. Under bounded maximum degree, $\mathbb{E}[\mathcal{N}_n^5] < J < \infty$ uniformly in the sample size and the bound scales at rate $1/\sqrt{n}$, which has been shown to be optimal in the i.i.d. with no-interference setting (Athey and Wager, 2017). Here we consider the general case where \mathcal{N}_n is let to vary with the sample size. On the other hand, we remark that the result still imposes strict

overlap under the wrong specification of the conditional mean function. Since the overlap condition holds in the large sample only under bounded maximum degree, our results accommodate for growing maximum degree only in the case where the conditional mean function is correctly specified.

Theorem 4.1 imposes the following assumptions: random sampling, ignorability, one-degree interference, identically distributed units. These conditions guarantee that $\mathbb{E}[W_n(\pi, m^c, e^c)] = W(\pi)$ under correct specification of either the conditional mean or the propensity score. The derivation relies on new arguments with respect to previous literature on statistical treatment choice. The reasons are two: first, the welfare depends on an arbitrary composition of functions, whose VC dimension is not necessarily finite; observations are locally dependent. To address the first issue, we extend the Ledoux-Talagrand contraction inequality to products of functions and indicators, and we derive a series of results that guarantee the applicability of this extension. Using these results, we provide bounds on the empirical Rademacher average of the function class of interest. The proof deals with local dependence (Assumption 2.4) by partitioning units into groups of independent individuals after conditioning on the adjacency matrix A . We bound the Rademacher complexity within each group of independent but not necessarily identically distributed observations. The proof is split into several lemmas contained in Appendix B.

Theorem 4.1 applies to the case of the propensity score being known, where the function m^c is either the zero function or some pre-specified function. In the next theorem, we extend the result to the case where the functions \hat{m}^c and \hat{e}^c are estimated via sample splitting. We denote $\mathcal{D}[0, 1]$ the space of cad-lag functions bounded between zero and one.

Theorem 4.2. (Regret under Sample Splitting) *Let Assumptions 2.1, 2.2, 2.3, 2.4, 2.5, 4.1, 4.2 hold. Suppose that \hat{m}^c and \hat{e}^c are estimated via sample splitting on hold-out samples as discussed in Section 3. Assume that (i) $\hat{m}^c(d, s, z; F)$ is L -Lipschitz for any $F \in \mathcal{D}[0, 1]$; (ii) the following moment condition holds*

$$\mathbb{E}[\sup_{d \in \{0, 1\}, F \in \mathcal{D}[0, 1]} \hat{m}^c(d, 0, Z_i; F)^{2+u} Y^{2+u}] \leq \Gamma_2^2,$$

for some $u > 0$. Assume that either $\mathbb{E}[\hat{m}^c(d, s, z; F)] = m(d, s, z)$ or $\mathbb{E}[1/\hat{e}^c(d, s, z)] = 1/e(d, s, z)$ and Assumption 2.6 hold. Then

$$\mathcal{R}(\hat{\pi}_{\hat{m}^c, \hat{e}^c}^{est}) \leq \frac{(\Gamma_1 + \Gamma_2)\bar{C}_u}{\delta} \left(L + \frac{L+1}{\delta_0^2} \right) \mathbb{E}[\mathcal{N}_n^5] \sqrt{\frac{\text{VC}(\Pi)}{n}},$$

for a constant $\bar{C}_u < \infty$ independent of the sample size.

The proof is contained in Appendix C. The theorem showcases a relevant result: sample splitting rules guarantee regret bounds that scales at the same rate of the “oracle” regret bound discussed in Theorem 4.1. Conditions on \hat{m}^c imposed in Theorem 4.2 are guaranteed to hold for *any* bounded \hat{m}^c . The proof follows similarly to the proof of Theorem 4.1. In the next section, we discuss instead the case where the nuisance functions are estimated on the same sample used for estimating the policy function.

4.1 Estimation Error of Nuisance Functions

In this subsection, we discuss the case where \hat{m}^c and/or \hat{e}^c are estimated on the same sample that is used to compute the policy function. For an heuristic illustration of the main argument of this subsection, the reader might observe that the following fact holds (Kitagawa and Tetenov, 2018):

$$\begin{aligned} \sup_{\pi \in \Pi} W(\pi) - W(\hat{\pi}_{\hat{m}^c, \hat{e}^c}^{est}) &\leq 2 \sup_{\pi \in \Pi} |W_n(\pi, e^c, m^c) - W(\pi)| \\ &\quad + 2 \sup_{\pi \in \Pi} |\hat{W}_n(\pi, \hat{e}^c, \hat{m}^c) - W_n(\pi, e^c, m^c)|. \end{aligned}$$

The proof of Theorem 4.1 guarantees upper bounds on the expectation of the first term in the right hand side of the equation. The second term instead depends on the estimation error. Following Nie et al. (2019), Athey and Wager (2017) and Kitagawa and Tetenov (2018) we provide rates of convergence for general estimators and we discuss examples at the end of this section.

First, we consider the case where researchers maximize $\hat{W}_n(\pi, \hat{m}^c, 0)$. Maximizing $\hat{W}_n(\pi, \hat{m}^c, 0)$ lacks doubly-robustness and it must rely on the correct specification of m^c . To derive theoretical guarantees in this scenario, we postulate the following additional assumption.

Assumption 4.3. Suppose that for some ξ_n ,

$$\mathbb{E} \left[\sup_{\pi \in \Pi} \frac{1}{n} \sum_{i=1}^n \left| \hat{m}^c \left(\pi(X_i), \sum_{k \in N_i} \pi(X_k), Z_i \right) - m^c \left(\pi(X_i), \sum_{k \in N_i} \pi(X_k), Z_i \right) \right| \right] = \mathcal{O}(\xi_n^{-1}).$$

Assumption 4.3 controls the estimation error. It states that the estimation error scales in expectation at a rate ξ_n^{-1} to its pseudo-true value. To gain further intuition on the condition stated, observe that sufficient condition is that

$$\mathbb{E} \left[\sup_{d, s \leq \max_i |N_i|} \frac{1}{n} \sum_{i=1}^n \left| \hat{m}^c(d, s, Z_i) - m^c(d, s, Z_i) \right| \right] = \mathcal{O}(\tilde{\xi}_n^{-1}) \quad (22)$$

where $\tilde{\xi}_n = \xi_n \mathbb{E}[\max_{i \in [n]} |N_i|]$ ¹⁰. We provide examples that guarantee convergence under local dependence at the end of the subsection.

¹⁰The claim follows from the triangular inequality, after writing

$$\begin{aligned} \left| \hat{m}^c \left(\pi(X_i), \sum_{k \in N_i} \pi(X_k), Z_i \right) - m^c \left(\pi(X_i), \sum_{k \in N_i} \pi(X_k), Z_i \right) \right| &= \left| \sum_{h=1}^{|N_i|} (m^c(\pi(X_i), h, Z_i) - \hat{m}^c(\pi(X_i), h, Z_i)) \mathbf{1} \left\{ \sum_{k \in N_i} \pi(X_k) = h \right\} \right| \\ &\leq |N_i| \max_{s \leq |N_i|} |m^c(\pi(X_i), s, Z_i) - \hat{m}^c(\pi(X_i), s, Z_i)| \end{aligned}$$

where the last inequality follows by Holder's inequality. Similarly

$$|m^c(\pi(X_i), s, Z_i) - \hat{m}^c(\pi(X_i), s, Z_i)| \leq 2 \max_{d \in \{0,1\}} |m^c(d, s, Z_i) - \hat{m}^c(d, s, Z_i)|.$$

Theorem 4.3. *Let Assumption 2.1, 2.2, 2.3, 2.4, 2.5, 4.1, 4.3 hold. Assume that $m^c(\cdot) = m(\cdot)$. Then there exist a constant $\bar{C}_u < \infty$ independent of the sample size, such that*

$$\mathcal{R}(\hat{\pi}_{m^c,0}^{est}) \leq \bar{C}_u L(\Gamma_1 + \Gamma_2) \mathbb{E}[\mathcal{N}_n^5] \sqrt{\frac{\text{VC}(\Pi)}{n}} + \mathcal{O}(\xi_n^{-1}).$$

The proof is contained in Appendix C. Theorem 4.3 provides guarantees when the policy is estimated using only the conditional mean function. The theorem does not require strict overlap to hold, but it imposes correct specification of the conditional mean. The result follows similarly to Theorem 4.1. In the next theorem, we derive the results for doubly robust methods under the strict overlap condition.

Theorem 4.4. *Let Assumption 2.1, 2.2, 2.3, 2.4, 2.5, 4.1, 4.2 hold. Assume that either (or both) (i) $m^c(\cdot) = m(\cdot)$ and/or (ii) both $e^c(\cdot) = e(\cdot)$ and Assumption 2.6 hold. Assume in addition that*

$$\mathbb{E} \left[\sup_{\pi \in \Pi} |\hat{W}_n(\pi, \hat{e}^c, \hat{m}^c) - W_n(\pi, e^c, m^c)| \right] = \mathcal{O}(\eta_n^{-1}) \quad (23)$$

Then there exist a constant $\bar{C}_u < \infty$ independent of the sample size, such that

$$\mathcal{R}(\hat{\pi}_{\hat{m}^c, \hat{e}^c}^{est}) \leq \bar{C}_u \frac{L}{\delta_0^2 \delta} (\Gamma_1 + \Gamma_2) \mathbb{E}[\mathcal{N}_n^5] \sqrt{\frac{\text{VC}(\Pi)}{n}} + \mathcal{O}(\eta_n^{-1}).$$

Theorem 4.4 provides uniform bound that are doubly robust to correct specification of the conditional mean and the propensity score in the presence of estimation error. The theorem requires that \hat{e}^c and \hat{m}^c converges sufficiently fast to their *pseudo*-true value. Sufficient conditions for Equation (23) to hold are that Assumption 4.3 holds for some possibly misspecified conditional mean function m^c with rate $\xi_n = \eta_n$ and

$$\mathbb{E} \left[\sup_{\pi \in \Pi} \left| \frac{1}{n} \sum_{i=1}^n \left(Y_i - m^c(\pi(X_i), \sum_{k \in N_i} \pi(X_k), Z_i) \right) \left(w_i(\pi, e^c) - w_i(\pi, \hat{e}^c) \right) \right| \right] = \mathcal{O}(\eta_n^{-1}), \quad (24)$$

where

$$w_i(\pi, e^c) = w \left(\pi(X_i), \sum_{k \in N_i} \pi(X_k), Z_i, D_i, \sum_{k \in N_i} D_k, e^c \right).$$

The condition above is satisfied if for instance the outcome is bounded and

$$\mathbb{E} \left[\sup_{d \in \{1,0\}, s \leq \max_i |N_i|} |\hat{e}^c(d, s, Z_i) - e^c(d, s, Z_i)| \right] = \mathcal{O} \left(\frac{1}{\mathbb{E} \left[\max_{i \in [n]} |N_i| \right] \eta_n} \right). \quad (25)$$

Convergence rates of the nuisance functions m^c and e^c are often discussed in asymptotic scenarios (Athey and Wager, 2017; Nie et al., 2019). We provide examples of asymptotic rates for $n \rightarrow \infty$.

Example 4.1. (Least Squares) Suppose that $m^c(d, S, Z_i; \gamma)$ is linear in γ with regressors having bounded covariance and regularity conditions discussed in Appendix D hold. Let Assumptions 2.1, 2.3, and 2.4 hold. Then for $\hat{\gamma}$ being estimated via least squares (possibly also with L1-regularization), and fixed dimension of covariates:

$$\sup_{\pi \in \Pi} \frac{1}{n} \sum_{i=1}^n \left| \hat{m}^c \left(\pi(X_i), \sum_{k \in N_i} \pi(X_k), Z_i \right) - m^c \left(\pi(X_i), \sum_{k \in N_i} \pi(X_k), Z_i \right) \right| = \mathcal{O}_p(1/\sqrt{n}).$$

Example 4.2. (Pseudo MLE) Consider estimating $\mathbb{P}(D_i = 1|Z_i)$ and $\mathbb{P}(\sum_{j \in N_i} D_j = s|Z_i, D_i)$ being estimated via pseudo-maximum likelihood. Assume that the expected degree is bounded and the function satisfy standard regularity conditions, described in Hansen (1982) for Generalized Method of Moments. Then the estimator achieves $1/\sqrt{n}$ convergence.

Other examples include for instance penalized methods for cross-sectionally dependent observations discussed in He and Song (2018) and Chernozhukov et al. (2018).

5 Extensions

5.1 Capacity Constraints

Capacity constraints often arise in practice. In this subsection, we discuss optimal treatment allocation under capacity constraints. Namely we aim to consider the optimization problem of the form:

$$\max_{\pi \in \Pi} W_n(\pi, m^c, e^c), \quad \text{s.t.} \quad \int_{x \in \mathcal{X}} \pi(x) dF_X(x) \leq K \quad (26)$$

where we further impose that X_i are identically and independently distributed and $K \in (0, 1]$ denotes the maximum fraction of treated units. Whenever F_X is known to the research, all the previous theoretical results directly extend also to this case. On the other hand, researchers do not always know the density F_X . Here, we discuss the case where the constraint is imposed on the sample analog $\frac{1}{n} \sum_{i=1}^n \pi(X_i)$.

Capacity constraints have also been discussed in past literature. Bhattacharya and Dupas (2012) discuss optimal policy under budget constraints without deriving regret guarantees. Kitagawa and Tetenov (2018) discuss capacity constraints as follows: they assume that whenever the solution to the optimization problem exceeds the population capacity constraint, the treatment is randomly assigned among the selected units. Under this assumption, they propose a new objective function that embeds the constraint formulation. Unfortunately, such an assumption is not plausible in the presence of network interference, since the random allocation would ignore the network structure and lead to sub-optimal solutions. We consider instead a different analysis based on concentration arguments. We show that instead of changing the objective function, it is sufficient to solve the sample

analog optimization problem. We derive high probability bounds on the resulting regret. To the best of our knowledge, our results are new to the empirical welfare maximization literature. From a computational perspective, the proposed formulation is simple to implement in practice since it imposes only one additional linear constraint. The proposed formulation is computationally faster compared to the proposed approach in [Kitagawa and Tetenov \(2018\)](#) where instead the authors solve a sequence of linear mixed-integer programs. The main theoretical argument relies on the following lemma.

Lemma 5.1. *Suppose that $\{X_i\}_{i=1}^n$ are i.i.d.. Assume that Π has finite VC-dimension. Then there exists a universal constant \bar{C} such that with probability at least $1 - \gamma$,*

$$\sup_{\pi \in \Pi} \left| \frac{1}{n} \sum_{i=1}^n \pi(X_i) - \int_{x \in \mathcal{X}} \pi(x) dF_X(x) \right| \leq \bar{C} \sqrt{VC(\Pi)/n} + 2\sqrt{\log(2/\gamma)/n} \quad (27)$$

Lemma 5.1 guarantees non-asymptotic probability bound on the in-sample capacity constraint. It requires the additional condition that in-sampled covariates are i.i.d.. We leave to future research extensions under local dependence. Intuitively, the lemma shows that the sample analog constraint converges to the target constraint at optimal rate, for bounded degree, uniformly on the function class. The proof of the lemma follows from standard chaining and concentration arguments. Motivated by the previous lemma we propose the following optimization problem.

$$\hat{\pi}_{K_{\gamma,n}} := \operatorname{argmax}_{\pi \in \Pi} W_n(\pi, m^c, e^c), \quad \text{s.t.} \quad \frac{1}{n} \sum_{i=1}^n \pi(X_i) \leq K_{\gamma,n} \quad (28)$$

where we choose $K_{\gamma,n} = K + 2\sqrt{\log(2/\gamma)/n} + \bar{C}\sqrt{VC(\Pi)/n}$. The proposed threshold depends on the sample size, on the target probability γ and on the constant K .

Then the following result follows.

Theorem 5.2. *Consider the optimization problem in Equation (28). Let the assumptions in Lemma 5.1 and in Theorem 4.1 hold. Then with probability at least $1 - \gamma$,*

$$\mathbb{E} \left[\sup_{\pi \in \Pi: \int \pi(x) dF_X(x) \leq K} W(\pi) - W(\hat{\pi}_{K_{\gamma,n}}) \right] \leq \frac{(\Gamma_1 + \Gamma_2)\bar{C}_u}{\delta} \left(L + \frac{L+1}{\delta_0^2} \right) \mathbb{E}[\mathcal{N}_n^5] \sqrt{\frac{VC(\Pi)}{n}}, \quad (29)$$

and

$$\int \hat{\pi}_{K_{\gamma,n}}(x) dF_X(x) \leq K + 4\sqrt{\log(2/\gamma)/n} + 2\bar{C}\sqrt{VC(\Pi)/n}. \quad (30)$$

Theorem 5.2 provides regret guarantees under capacity constraints that scale at the same rate of the case without capacity constraints. Also, the theorem showcases that the percentage of treated units under the policy $\hat{\pi}_{K_{\gamma,n}}$ whose estimation does not require knowledge of F_X , does not exceed the target K plus a factor that converges to zero at rate

$1/\sqrt{n}$ under bounded maximum degree. Extensions to the case where estimation error of the functions \hat{m} and \hat{e} occurs follow similarly to Section 4. The theorem is based on a different analysis than the one discussed in [Kitagawa and Tetenov \(2018\)](#) since it considers the case where constraints are imposed on the estimation step.

5.2 Higher Order Interference

This section aims to provide tools to researchers to estimate optimal policies when higher-order interference occurs. In this section, we discuss the case of two-degree interference. We discuss the main interference conditions, and we provide identification results on the welfare function. Finally, we discuss the estimation of the optimal policy function under two-degree interference. The generalization to K -degree interference follows similarly to what discussed in this section.

5.2.1 Assumptions

The presence of two-degree interference requires to carefully re-define some of the assumptions discussed in Section 2. In this subsection, we state the main assumptions and the sampling framework that is required for constructing treatment allocations under two-degree interference.

Notation and Sampling

Under two-degree interference, researchers must account for spillover effects generated by first and second-order degree neighbors. For a given A , we denote the set of second degree neighbors of individual i as $N_{i,2}(A)$. The set $N_{i,2}(A)$ contains each element $j \neq i$ such that there exists a connecting path of length two between j and i , repeated by the number of such paths.

Example 5.1. Consider Figure 2 for an illustrative example. The set of first order degree of vertex $V1$ is the set $\{V6, V2, V3\}$. The set of second order degree neighbors of vertex $V1$ is instead $\{V2, V3, V4, V5\}$ since vertex $V1$ has a path of length two connecting to $V2$ and similarly to $V3$.

Formally, for a given adjacency matrix A we let $N_{i,2}(A) = \{j^{|\mathbf{k}_{j,i}(A)|} : \mathbf{k}_{j,i}(A) = \{k \notin \{j\} \cup \{i\} : A^{(i,k)}A^{(k,j)} \neq 0\}\}$, the set containing second degree neighbors, where each element j has multiplicity $|\mathbf{k}_{j,i}(A)|$. The multiplicity of each second degree neighbor permits to account for treatment effects amplified by the presence of cliques in the network.

We will refer to the set of $N_i, N_{i,2}$ by omitting their dependence on the adjacency matrix A whenever possible. We will assume that the first and second-degree neighbors are observable. We also assume that researchers observe the treatment assignment D_i of each unit, covariates of individuals, $Z_{i,I}$, statics of the covariates of their neighbors $Z_{i,N}$ as well as relevant statistics of covariates of second-degree neighbors, denoted as $Z_{i,NN}$.

$Z_{i,I}$, $Z_{i,N}$ and $Z_{i,NN}$ have fixed dimensions across individuals. We collect them in the vector $Z_i = (Z_{i,I}, Z_{i,N}, Z_{i,NN}, |N_i|, |N_{i,2}|) \in \mathcal{Z}$. We let the policy function depend on characteristics $X_i \subseteq Z_i, X_i \in \mathcal{X}$.

Assumption 5.1. Assume that researchers randomly sample $n \leq M$ units and, for each unit, they observe the vector $(Y_i, Z_i, X_{j \in N_i}, X_{j \in N_{i,2}}, D_i, D_{j \in N_i}, D_{j \in N_{i,2}}, N_i, N_{i,2})$.

Assumption 2.1 is stronger than the sampling condition stated under one-degree interference. It requires that researchers observe first and second-order degree neighbors of focal units.

Interference

We state the following interference model: potential outcomes depend only on their treatment assignment, on the number of treated first-degree neighbors, on the number of treated second-degree neighbors (times their multiplicity), on their degree centrality as well as on the number of second-degree neighbors. We let spillover effects generated from treatments assigned to second-degree neighbors *differ* from the effects generated by treatments assigned to first degree neighbors. In the next example we discuss outcomes of the form

$$Y_i = r\left(D_i, \sum_{k \in N_i} D_k, \sum_{k \in N_{i,2}} D_k, Z_i, \varepsilon_i\right)$$

and where the potential outcomes is therefore defined as $r(d, s_1, s_2, Z_i, \varepsilon_i)$ as a function of first and second degree treated neighbors.

Example 5.2. Consider Figure 2. Here, $V1$ is treated, and the other units are under control. For notational convenience let $Z_i = (|N_i|, |N_{i,2}|)$ denote the number of first and second degree neighbors. Therefore the potential outcome is denoted as

$$r(d, s_1, s_2, |N_i|, |N_{i,2}|, \varepsilon_i).$$

The effect of treating vertex $V1$ spill-overs on its first degree and second-degree neighbors. Consider for instance vertex $V6$. The set of first-degree neighbors of $V6$ is $\{V1\}$. The set of second order degree neighbors of $V6$ is $\{V2, V3\}$. Since none of its second order degree neighbors is treated, the potential outcome of $V6$ is written as

$$r(0, 1, 0, 1, 2, \varepsilon_{V6}).$$

Consider instead $V2$. The set of first-degree neighbors is $\{V1, V3, V5\}$ and the set of second order degree neighbors is $\{V6, V1, V3, V4\}$. Therefore $V2$ is exposed to the treatment of $V1$ through two effects: the spillover effect that propagates from $V1$ to $V2$ and the spillover effect that propagates from $V1$ to $V3$ to $V2$. The potential outcome of $V2$ is written as

$$r(0, 1, 1, 3, 4, \varepsilon_{V2}).$$

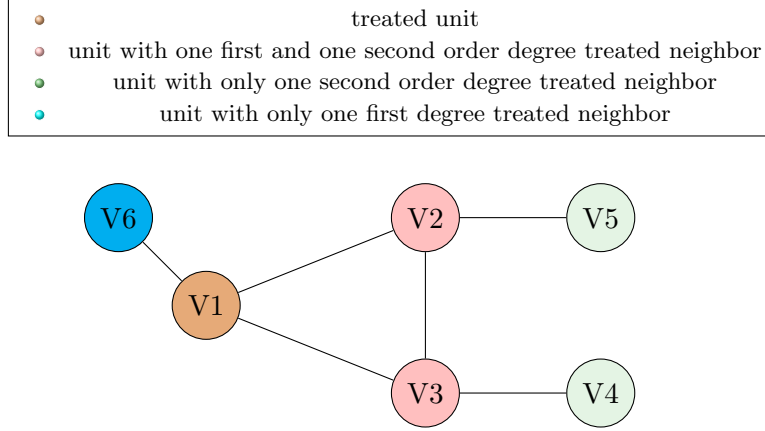


Figure 2: Example of diffusion with two-degree interference. Only $V1$ is exposed to the treatment in the example. The remaining colors denote the status of neighbors' treatments for the other units. The spillover effect generated on $V6$ is different from the one generated on $V2$ and $V3$ due to the presence of a clique. The reader might refer to the discussion in Example 5.2.

We formalize the interference model below.

Assumption 5.2. (Two-Degrees Interference Model) For all unit i , there exist a function $r(\cdot)$ such that

$$Y_i = r\left(D_i, \sum_{k \in N_i} D_k, \sum_{k \in N_{i,2}} D_k, |N_i|, |N_{i,2}|, Z_{i,I}, Z_i^N, Z_{i,NN}, \varepsilon_i\right)$$

almost surely, where $N_{i,2} = \{j^{|k_{j,i}(A)|} : k_{j,i}(A) = \{k \notin \{j\} \cup \{i\} : A^{(i,k)} A^{(k,j)} \neq 0\}\}$.

Assumption 5.2 generalizes Assumption 2.2 to two-degrees interference. It assumes the potential outcome of each unit only depends on its treatment status, the number of first degree neighbors, the number of second-degree neighbors, the number of treated first-degree neighbors and the number of treated second-degree neighbors.

Distribution

The presence of two-degree interference requires additional distributional assumptions on potential outcomes. In the same spirit of Section 2, we state the conditions where the network is let to be random. For notational convenience, we state the distributional assumptions in terms of the sets N_i and $N_{i,2}$ and not the adjacency matrix A .

Assumption 5.3. Let the following holds.

(ID) For all i ,

$$\left(\varepsilon_i, N_i, N_{i,2}, Z_i, D_i, \sum_{k \in N_i} D_k, \sum_{k \in N_{i,2}} D_k, X_{j \in N_i}, X_{j \in N_{i,2}} \right)$$

are identically distributed.

(UN) For all i ,

$$\varepsilon_i \perp \left(D_i, \sum_{k \in N_i} D_k, N_i, X_{j \in N_i}, \sum_{k \in N_{i,2}} D_k, N_{i,2}, X_{j \in N_{i,2}} \right) \Big| Z_i.$$

In order for the sampled units to be representative of the population of interest, we impose that *neighborhoods* that contain information up to second-degree neighbors are identically distributed for a given individual's and neighbors' treatment status. The dimension of the vector in the first part of Assumption 5.3 is random and it depends on N_i and $N_{i,2}$. The assumption can be equivalently stated in terms of the row of the adjacency matrix $A^{(i,\cdot)}$ and of the row of the matrix $(A^\top A)^{(i,\cdot)}$. We omit further details for the sake of brevity. Similarly to Section 2, the assumption of identically distributed observations is imposed on the *joint* distribution. The assumption is satisfied if, for example, (i) *conditional* on $N_i, N_{i,2}$, the distribution of covariates, treatment assignments and errors of unit i and covariates and treatment assignments of its neighbors only depends on the number of first and second degree neighbors; (ii) the *marginal* distribution of $N_i, N_{i,2}$ is independent of individual i identity. The second condition is unconfoundedness under two-degree interference. Here, we impose that conditional on the number of first and second-degree neighbors and relevant covariates, potential outcomes are independent on the *identity* of first and second-degree neighbors, and they are independent on treatment assignments. In randomized experiments, the assumption is valid whenever the edges in the network are stable over the time window of the research study, and the network information is collected before the experiment. Independence of ε_i on $X_{j \in N_i}, X_{j \in N_{i,2}}$ conditional on Z_i states that Z_i contains sufficient statistics of neighbors' covariates used for the policy assignment. Such condition is necessary since potential outcomes depend on neighbors' covariate via the policy assignments.

5.2.2 Optimal Treatment Allocations

Under Assumption 5.2 and 5.3 the conditional mean function depends on $Z_i = (Z_{i,I}, Z_{i,N}, Z_{i,NN}, |N_i|, |N_{i,2}|)$, the treatment status of the individual and of the first and second order degree neighbors only. We formalize the claim below.

Definition 5.1. Under Assumption 5.2 and Assumption 5.3 the conditional mean function under two degree interference is

$$m_2(d, s_1, s_2, z) = \mathbb{E} \left[r \left(d, s_1, s_2, Z_i, \varepsilon_i \right) \Big| Z_i = z \right]$$

as a function of (d, s_1, s_2, z) only.

We can now define the welfare criterion under two degree interference. For a given individual i , the treatment allocation affects its outcome, through individual i 's treatment status and through its first and second order degree neighbors' treatment status.

Proposition 5.3. *Let Assumption 5.2 , 5.3 hold. Then*

$$W_2(\pi) = \mathbb{E} \left[m_2 \left(\pi(X_i), \sum_{k \in N_i} \pi(X_k), \sum_{k \in N_{i,2}} \pi(X_k), Z_i \right) \right].$$

The proof follows similarly to the proof of Proposition 2.1 and omitted for sake of brevity. Finally, we discuss the estimation. The function $m_2(\cdot)$ can be estimated from observations under Assumption 5.1 using parametric or non-parametric estimation procedures. In the presence of higher order interference, strict overlap is likely to fail in moderately dense network and a simple and easy to compute estimate of the welfare criterion under two degree interference is

$$\hat{W}_{n,2}(\pi) = \frac{1}{n} \sum_{i=1}^n \hat{m}_2 \left(\pi(X_i), \sum_{k \in N_i} \pi(X_k), \sum_{k \in N_{i,2}} \pi(X_k), Z_i \right). \quad (31)$$

The estimate in Equation (31) does not rely on strict overlap, whereas its validity relies on correct specification of the outcome model. The estimated policy function results to be

$$\hat{\pi}_{\hat{m}}^{2d} \in \operatorname{argmax}_{\pi \in \Pi} \hat{W}_{n,2}(\pi).$$

5.3 Weighted Adjacency Matrix

In this subsection, we consider the case of a weighted graph.

Weighted adjacency matrices are common in applications, and examples include graphs that measure distances between units.

We let Assumption 2.2 hold. Therefore, we define outcomes as

$$Y_i = r \left(D_i, \sum_k A_{i,k} D_k, Z_i, \varepsilon_i \right)$$

where $\sum_k A_{i,k} D_k$ is a weighted sum of the treatment assignments of *all* other units. Since potential outcomes of unit i depend on all units $\{k : A_{i,k} \neq 0\}$, we require that researchers observe all such units. The condition is formalized below.

Assumption 5.4. For each unit in the sample, the reserarcher observe:

$$\left(Y_i, Z_i, D_i, \{D_k : A_{i,k} > 0\}, \{X_k : A_{i,k} > 0\}, \{k : A_{i,k} > 0\} \right).$$

The condition requires that researchers have information only of those units that are connected to the focal ones. Such set can be a small subset of the population of interest in the presence of sparse graphs.

The set of neighbors of unit i is defined as the set $N_i = \{(j, A_{i,j}) : A_{i,j} > 0\}$. The framework proposed in Section 2 also holds under this alternative definition of neighbors' set. Similarly to Proposition 2.1 we can define the welfare function as follows. We impose Assumption 2.2, 2.3, 2.5 hold where here $N_i = \{(j, A_{i,j}) : A_{i,j} > 0\}$. Then

$$W(\pi) = \mathbb{E} \left[m \left(\pi(X_i), \sum_k A_{i,k} \pi(X_k), Z_i \right) \right].$$

For a weighted graph, the large number of possible treatments can lead to violation of the overlap condition. A natural estimator of the welfare criterion is

$$\hat{W}_n(\pi, \hat{m}, 0) = \frac{1}{n} \sum_{i=1}^n \hat{m} \left(\pi(X_i), \sum_k A_{i,k} \pi(X_k), Z_i \right), \quad (32)$$

without propensity score adjustment. The estimator relies on correct specification of the conditional mean function. Optimization can be performed using pattern search algorithms.

6 Empirical Application: Who Should be Informed? The Diffusion of Microfinance

In this section, we illustrate the Network Empirical Welfare Maximization method by investigating the role of social networks in micro-finance decisions. We use data originated from Banerjee et al. (2013)¹¹. In 2006 researchers collected social network data in 75 villages in Karnataka, a state in southern India. Network data were collected on 12 different dimensions in terms of kinship, lending and borrowing money, rice and kerosene, and others. In 2007, a microfinancing institution, Bharatha Swamukti Samsthe (BSS), began operations in 43 of these villages. Before starting its activity, for each village, the institution invited “village leaders”, such as teachers, shopkeepers, savings group leaders to information sessions on the program. Researchers also collected individual and household level information. In this analysis, we use individual and household surveys, that contain information on caste, religion, gender, age, education, participation in microfinance program, and others. We have in total of approximately ten thousand observations.

We construct treatment allocation rules that target individuals to be invited to an information session. We aim to maximize participation in microfinance programs. In the

¹¹Data are available at <https://dataverse.harvard.edu/dataset.xhtml?persistentId=hdl:1902.1/21538>.

same spirit of [Kitagawa and Tetenov \(2018\)](#), we consider the problem from an intention-to-treat perspective. The outcome is a binary outcome indicating whether individuals participated in the microfinance program.

Motivated by the economic cost of collecting network information, we construct a policy function that only depends on local information of the network, namely on degree centrality. We construct a policy function that controls also for education, gender, whether individuals work in the agricultural sector, whether they are high-skilled workers (i.e., managers, shop owners, doctors, or teachers) and whether they previously participated in savings group ¹². We use 38 villages in our analysis, whose outcome at the end of the study is publicly available.

6.1 Data

[Banerjee et al. \(2013\)](#) collect network information at the individual level on several dimensions. Here, we consider individuals to be connected if either they are connected in the “lending money” network or in “borrowing money” network that connects individual if respectively, either of the two individuals is willing to lend money or borrow money from another individual. We use data from each village where at least one household participates in the microfinance program. We merge individual and household’s surveys as follows. We denote an individual as treated if any member of her/his household is treated. Under this definition, approximately 15% of individuals are treated. The outcome of interest is whether the individual’s household participates in the microfinance program at the endline of the study. To control for confounding effects, we control for the dummy being one if individuals are teachers, doctors, shop owners, or entrepreneurs. We also control for the degree centrality of each person, the caste, gender, education, whether individuals work in the agricultural sector. Education is a discrete variable taking values between zero and fifteen. We let education being zero if individuals declare no level of education (approximately 37% of the sample). Larger numbers correspond to higher grades from one to twelve. “Un-completed degrees” and “other diplomas” is coded as thirteen and “degree” as fifteen, in order to approximately match the number of years of studies.

6.2 Analysis

We construct policy functions that target individuals based on gender, education, high-skilled job, agricultural job, whether individuals had previously participated in savings groups (SHG) and the number of neighbors. We consider the problem under one-degree interference. We estimate the policy function using the MILP formulation. Given the large

¹²Treatment allocation rules must often satisfy two key requirements: feasibility and fairness. The first is satisfied if the variables are observable and simple to collect. The latter often depends on the application of interest. [Kitagawa and Tetenov \(2018\)](#) studies the effect of job training programs on earning, and they recommend policy function that does not discriminate on gender. In our application, on the other hand, policy functions that target women are often preferable ([Aruna and Jyothirmayi, 2011](#)).

sample size, due to memory constraints, we solve the optimization problem separately over each village. A new observation is assigned to treatment if at least half of the estimated policies assigns the individual to treatment (i.e., majority vote). Research on microfinance has documented the positive effect of credit access on investments on women entrepreneurs (Dupas and Robinson, 2013) and a positive effect on women emancipation. Motivated by this consideration, we impose a constraint on the policy function to prefer women over men. Within each village, we consider policy functions of the form

$$\begin{aligned} &\pi(\text{deg}, \text{educ}, \text{gender}, \text{skilled}, \text{agric}, \text{shg}) \\ &= 1\{\text{deg}\beta_1 + \text{educ}\beta_2 + \text{gender}\beta_3 + \text{skilled}\beta_4 + \text{agric}\beta_5 + \text{shg}\beta_6 + \beta_7 > 0\}, \quad \beta_3 \geq 0. \end{aligned}$$

We consider three different scenarios under different capacity constraints. In particular, we consider the case where at most 30%, 50%, 70% are treated. The probability of participating in microfinance programs depends on the treatment status of the individuals and of their neighbors, on covariates of interest and the interaction terms between treatment assignments and covariates.

Following He and Song (2018), we estimate the probability of participating in the microfinance program using penalized logistic regression. For computing the welfare and constructing confidence intervals, we use a sample splitting procedure. Sample splitting is possible here since individuals are only connected within villages. We use the first three villages (approximately 700 observations) as a test set. In order to avoid possible bias, we debias the estimated welfare by the difference between the predicted mean and the actual mean estimated on the test set. We compute standard error using the bootstrap procedure discussed in Appendix D. Since observation show large degree (the maximum degree in the network exceeds 50), and treatment assignments are limited to a small portion of the population, we observe poor overlap. Motivated by this reason, we consider the NEWM method where the welfare is estimated without propensity score adjustment, using a logistic model for $\hat{m}(\cdot)$.

We control for sub-caste, gender, education, age, religion, spoken language, number of treated neighbors, average saving group participation within each village, number of neighbors, treatment assignment, percentage of treated neighbors and we consider heterogeneity in the variables used for the policy assignment.

6.2.1 Results

In Table 1, we report the median of the estimates of the coefficients within each village. Each row corresponds to different constraint, respectively, at most 70%, 50%, 30% are assigned to treatment. As expected, the larger the portion of the population assigned to treatment, the larger the intercept. We observe that gender has a small effect on the decision to treat under the imposed constraints. Education has a negative effect (i.e., more educated people are less likely to be treated). Similarly, the targeting rule prefers individuals not working in the agricultural sector. Individuals having a high-skilled job (i.e.,

doctor, teacher, businessman or shop owner) has a positive coefficient: such individuals are the ones most in contact with others and therefore the one most likely to diffuse information in the village. The policy function target more individuals who had previously participated in informal savings group due to larger direct treatment effects. Finally, degree centrality is positively correlated with treatment decisions, since larger degree centrality induces larger diffusion in the network.

In Figure 3 we plot two examples of policy functions. At the top, we plot the policy function for men who did not participate in a saving group and who work in the agricultural sector. Black dots denote the population density, and the white region denotes the treatment region. Below we plot the policy assignment for women participating in savings groups and who did not work in the agricultural. In the plot the capacity constraints considered treat at most 70% of the individuals.

In Table 2, we report the average welfare obtained on the test set. The first three rows collect results of the proposed method, respectively under 70%, 50%, 30% capacity constraints. We observe that as the constraint becomes less binding, the average welfare increases. The fourth row reports the welfare where all individuals are treated. We observe a small difference between the welfare where 50%, 70%, 100% of individuals are treated, which is suggestive of the optimality of our method: even where only half of the population can be treated the welfare is close to the welfare where all individuals are treated. The estimated welfare exceeds the welfare obtained by treating only village leaders by 8% when only 30% of individuals are treated. These results are suggestive of the economic benefits of the proposed methodology.

Table 1: Medians of the coefficients of the policies estimated in each of the villages in the training set. Each row denote the method respectively with at most 70%, 50%, 30% of the individuals being treated.

| | Intercept | Gender | Educ | Agric | Skilled | SHG_part | Degree |
|----------|-----------|--------|--------|--------|---------|----------|--------|
| NEWM 0.7 | 1 | 0 | -0.195 | -1.352 | 1.025 | 0.043 | 0.168 |
| NEWM 0.5 | 1 | 0.005 | -0.188 | -1.797 | 0.869 | 0.239 | 0.170 |
| NEWM 0.3 | -1 | 0 | -0.379 | -3.118 | 0.258 | 0.895 | 0.333 |

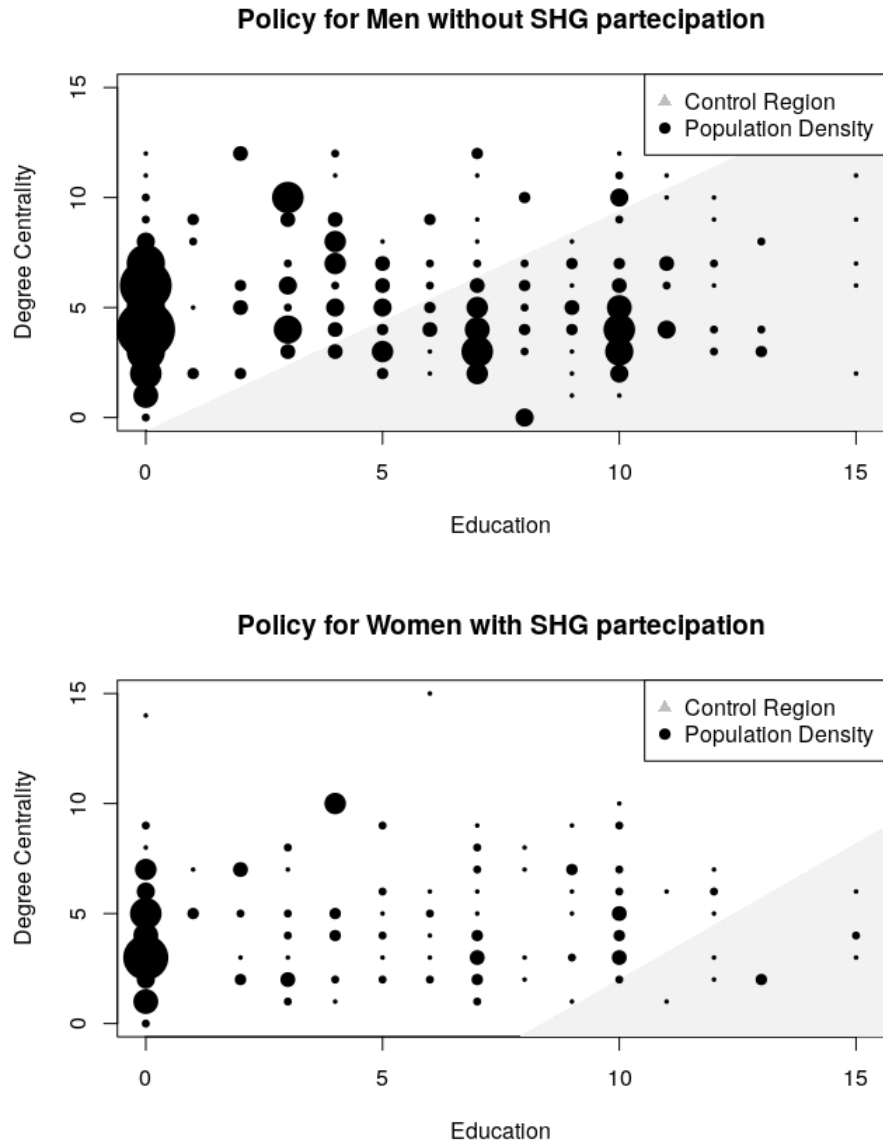


Figure 3: The figure above denotes the treatment assignment rule for men (panel at the top) without SHG participation and who work in the agriculture sector. The figure below denotes the treatment assignment rule for women participating in savings groups, who do not neither work in the agricultural sector nor who have high-skilled jobs. At most 70% of individuals are treated.

Table 2: Average welfare (first column) and upper bound and lower bound of 90% confidence interval (second and third columns). The first three row denote the proposed method respectively with at most 70%, 50%, 30% of the individuals being treated. The fourth row denote the welfare where all individuals are treated; the fifth row denote the welfare where none of the individuals are treated; the last row denote the welfare where only leaders as denoted in [Banerjee et al. \(2013\)](#) are treated.

| | Welfare | C.I. UB | C.I. LB |
|--------------|---------|---------|---------|
| NEWM 0.7 | 0.288 | 0.315 | 0.263 |
| NEWM 0.5 | 0.281 | 0.307 | 0.254 |
| NEWM 0.3 | 0.268 | 0.295 | 0.242 |
| All treated | 0.296 | 0.322 | 0.268 |
| None Treated | 0.238 | 0.265 | 0.213 |
| Leaders | 0.248 | 0.274 | 0.222 |

7 Simulation Study

In this section, we study the numerical performance of the proposed methodology. We collect results from a numerical experiment obtained from a simulated network. We simulate data according to the following data generating process (DGP):

$$\begin{aligned}
 Y_i &= |N_i|^{-1} \left(X_i \beta_1 + X_i \beta_2 D_i + \mu \right) \sum_{k \in N_i} D_k + X_i \beta_3 D_i + \varepsilon_i \\
 \varepsilon_i &= \eta_i / \sqrt{2} + \sum_{k \in N_i} \eta_k / \sqrt{2|N_i|}, \quad \eta_i \sim_{i.i.d.} \mathcal{N}(0, 1),
 \end{aligned} \tag{33}$$

where $|N_i|$ is set to be one for the elements with no neighbors. The design allows for local dependence of the outcomes, heterogeneous treatment, and spillover effects. We simulate covariates as $X_{i,u} \sim_{i.i.d.} \mathcal{U}(-1, 1)$ for $u \in \{1, 2, 3, 4\}$.

We draw $\beta_1, \beta_2, \mu \in \{-1, 1\}^3$ independently and with equal probabilities. We draw $\beta_3 \in \{-1.5, 1.5\}$ with equal probabilities. We evaluate the NEWM method with and without propensity score adjustment, under correct specification of the conditional mean function. We compare the performance of the proposed methodology to two competing methods. First, we consider the empirical welfare maximization method that does not account for network interference discussed in [Kitagawa and Tetenov \(2018\)](#) with known propensity score of individual treatment. Second, we compare also to the doubly robust formulation of the EWM method discussed in [Athey and Wager \(2017\)](#), with a linear model specification where no network effects are included in the regression. For any of the method

under consideration, we consider a policy function of the form

$$\pi(X_i) = 1\{X_{i,1}\phi_1 + X_{i,2}\phi_2 + \phi_3 \geq 0\}. \quad (34)$$

Optimization is performed using the MILP formulation using the Gurobi software.

In a first set of simulations, we consider a geometric network formation of the form

$$A_{i,j} = 1\{|X_{i,2} - X_{j,2}|/2 + |X_{i,4} - X_{j,4}|/2 \leq r_n\} \quad (35)$$

where $r_n = \sqrt{4/2.75n}$ similarly to simulations in [Leung \(2019\)](#). In a second set of simulations we generate Barabasi-Albert networks also discussed in simulations in [He and Song \(2018\)](#). Here, we first draw uniformly $n/5$ edges according to Erdős-Rényi graph with probabilities $p = 10/n$ and second we draw sequentially connections of the new nodes to the existing ones with probability equal to the number of connection of each pre-existing node divided by the overall number of connections in the graph. We evaluate the methods over 200 data sets. Over each evaluation, we compute out-of-sample welfare of the resulting policy function on 1000 new data sets drawn from the same probability distribution of the data used for estimation.

Results are collected in Table 3. We observe three phenomena: (i) the proposed methodology outperforms the competing methods uniformly; (ii) the NEWM without propensity score adjustment and correct specification of the conditional mean function performs better when compared to the one with propensity score adjustment; (iii) the welfare always increases with the sample size for the NEWM. Two facts explain point (ii): overlap is not always guaranteed to hold, and we observe that the propensity score adjustment tends to increase the complexity of the optimization problem. The results shed light on the advantage of the NEWM method over EWM when interference occurs.

Table 3: Average welfare evaluated on 1000 hold-out data sets over 200 replications. The first two rows correspond to the EWM respectively using doubly robust estimation and inverse probability weights. The last two rows correspond to the Network EWM proposed in the current paper, respectively being the NEWM without propensity score adjustment and the NEWM with propensity score adjustment.

| Geometric Network | | | | | |
|-------------------|----------|----------|-----------|-----------|-----------|
| | $n = 50$ | $n = 70$ | $n = 100$ | $n = 150$ | $n = 200$ |
| EWM DR | 1.383 | 1.430 | 1.400 | 1.499 | 1.463 |
| EWM PS | 1.206 | 1.249 | 1.259 | 1.364 | 1.301 |
| NEWM1 | 1.894 | 2.117 | 2.209 | 2.403 | 2.466 |
| NEWM2 | 1.674 | 1.710 | 1.800 | 1.884 | 1.899 |
| Barabasi Network | | | | | |
| | $n = 50$ | $n = 70$ | $n = 100$ | $n = 150$ | $n = 200$ |
| EWM DR | 0.916 | 1.068 | 1.052 | 0.978 | 0.969 |
| EWM PS | 0.900 | 0.940 | 0.933 | 0.904 | 0.963 |
| NEWM1 | 1.506 | 1.649 | 1.663 | 1.735 | 1.776 |
| NEWM2 | 1.327 | 1.355 | 1.337 | 1.384 | 1.411 |

8 Conclusions

In this paper, we have introduced a novel method for estimating treatment allocation rules under network interference. Motivated by applications in the social sciences, we consider the general case of arbitrary constrained environments, and we accommodate for policy functions that do not necessarily depend on network information. We show that the proposed methodology is valid for a generic class of models, and it is robust to model misspecification. We provide a mixed-integer linear programming formulation to the optimization problem, and we discuss strong theoretical guarantees on the regret of the policy under network interference.

Building on the Neyman-Rubin potential outcome framework, we outlined the importance of considering the general case of random network formation whenever researchers only observe local information of the network. Random network formation requires to carefully re-define identification and distributional assumptions. We make two key assumptions: interactions are anonymous, and interference propagates at most to one or two-degree neighbors. We leave to future research addressing the question of optimal treatment allocation under general interactions and interference propagating on the entire network.

Our results shed some light on the effect of the network topology on the performance of NEWM. Our method is particularly suited in two scenarios: most of the units have at least one connection, and the maximum degree is controlled. Future research should further explore the effect of the network topology on the performance as well as the trade-off between EWM and Network EWM in the limiting case where most of the units are completely disconnected. Finally, the literature on influence maximization has often stressed the importance of structural models, whereas literature on statistical treatment choice has mostly focused on robust and often non-parametric estimation procedures. This paper opens new questions on the trade-off between structural assumptions and model-robust inference when estimating policy functions and exploring such trade-off remains an open research question.

References

- Akbarpour, M., S. Malladi, and A. Saberi (2018). Just a few seeds more: value of network information for diffusion. *Available at SSRN 3062830*.
- Armstrong, T. and S. Shen (2015). Inference on optimal treatment assignments. *Available at SSRN 2592479*.
- Aronow, P. M. and C. Samii (2013). Estimating average causal effects under interference between units. *arXiv preprint arXiv:1305.6156* 3(4), 16.
- Aronow, P. M., C. Samii, et al. (2017). Estimating average causal effects under general interference, with application to a social network experiment. *The Annals of Applied Statistics* 11(4), 1912–1947.
- Aruna, M. and M. R. Jyothirmayi (2011). The role of microfinance in women empowerment: A study on the shg bank linkage program in hyderabad (andhra pradesh). *Indian Journal of Commerce & Management Studies ISSN 2229*, 5674.
- Athey, S., D. Eckles, and G. W. Imbens (2018). Exact p-values for network interference. *Journal of the American Statistical Association* 113(521), 230–240.
- Athey, S. and G. Imbens (2016). Recursive partitioning for heterogeneous causal effects. *Proceedings of the National Academy of Sciences* 113(27), 7353–7360.
- Athey, S. and S. Wager (2017). Efficient policy learning. *arXiv preprint arXiv:1702.02896*.
- Auerbach, E. (2019). Identification and estimation of a partially linear regression model using network data. *arXiv preprint arXiv:1903.09679*.
- Baird, S., J. A. Bohren, C. McIntosh, and B. Özler (2018). Optimal design of experiments in the presence of interference. *Review of Economics and Statistics* 100(5), 844–860.
- Banerjee, A., A. G. Chandrasekhar, E. Duflo, and M. O. Jackson (2013). The diffusion of microfinance. *Science* 341(6144), 1236498.
- Banerjee, A., A. G. Chandrasekhar, E. Duflo, and M. O. Jackson (2014). Gossip: Identifying central individuals in a social network. Technical report, National Bureau of Economic Research.
- Belloni, A., V. Chernozhukov, and C. Hansen (2014). High-dimensional methods and inference on structural and treatment effects. *Journal of Economic Perspectives* 28(2), 29–50.
- Bertsimas, D. and J. Dunn (2017). Optimal classification trees. *Machine Learning* 106(7), 1039–1082.

- Bhattacharya, D. (2009). Inferring optimal peer assignment from experimental data. *Journal of the American Statistical Association* 104(486), 486–500.
- Bhattacharya, D. and P. Dupas (2012). Inferring welfare maximizing treatment assignment under budget constraints. *Journal of Econometrics* 167(1), 168–196.
- Bhattacharya, D., P. Dupas, and S. Kanaya (2019). Demand and welfare analysis in discrete choice models with social interactions. *Available at SSRN 3116716*.
- Bikhchandani, S., D. Hirshleifer, and I. Welch (1992). A theory of fads, fashion, custom, and cultural change as informational cascades. *Journal of political Economy* 100(5), 992–1026.
- Bond, R. M., C. J. Fariss, J. J. Jones, A. D. Kramer, C. Marlow, J. E. Settle, and J. H. Fowler (2012). A 61-million-person experiment in social influence and political mobilization. *Nature* 489(7415), 295.
- Boucheron, S., O. Bousquet, and G. Lugosi (2005). Theory of classification: A survey of some recent advances. *ESAIM: probability and statistics* 9, 323–375.
- Boucheron, S., G. Lugosi, P. Massart, et al. (2003). Concentration inequalities using the entropy method. *The Annals of Probability* 31(3), 1583–1614.
- Bradic, J., S. Wager, and Y. Zhu (2019). Sparsity double robust inference of average treatment effects. *arXiv preprint arXiv:1905.00744*.
- Bramoullé, Y., H. Djebbari, and B. Fortin (2009). Identification of peer effects through social networks. *Journal of econometrics* 150(1), 41–55.
- Brooks, R. L. (1941). On colouring the nodes of a network. In *Mathematical Proceedings of the Cambridge Philosophical Society*, Volume 37, pp. 194–197. Cambridge University Press.
- Cai, J., A. De Janvry, and E. Sadoulet (2015). Social networks and the decision to insure. *American Economic Journal: Applied Economics* 7(2), 81–108.
- Campbell, M. J. and S. J. Walters (2014). *How to design, analyse and report cluster randomised trials in medicine and health related research*. John Wiley & Sons.
- Carrell, S. E., B. I. Sacerdote, and J. E. West (2013). From natural variation to optimal policy? the importance of endogenous peer group formation. *Econometrica* 81(3), 855–882.
- Chernozhukov, V., D. Chetverikov, M. Demirer, E. Duflo, C. Hansen, W. Newey, and J. Robins (2018). Double/debiased machine learning for treatment and structural parameters. *The Econometrics Journal* 21(1), C1–C68.

- Chernozhukov, V., D. Chetverikov, K. Kato, et al. (2014). Gaussian approximation of suprema of empirical processes. *The Annals of Statistics* 42(4), 1564–1597.
- Chernozhukov, V., W. K. Härdle, C. Huang, and W. Wang (2018). Lasso-driven inference in time and space. *arXiv preprint arXiv:1806.05081*.
- Conley, T. G. and C. R. Udry (2010). Learning about a new technology: Pineapple in ghana. *American economic review* 100(1), 35–69.
- De Paula, A. (2017). Econometrics of network models. In *Advances in Economics and Econometrics: Theory and Applications, Eleventh World Congress*, pp. 268–323. Cambridge University Press Cambridge.
- Dehejia, R. H. (2005). Program evaluation as a decision problem. *Journal of Econometrics* 125(1-2), 141–173.
- Devroye, L., L. Györfi, and G. Lugosi (2013). *A probabilistic theory of pattern recognition*, Volume 31. Springer Science & Business Media.
- Dimakopoulou, M., S. Athey, and G. Imbens (2017). Estimation considerations in contextual bandits. *arXiv preprint arXiv:1711.07077*.
- Domingos, P. and M. Richardson (2001). Mining the network value of customers. In *Proceedings of the seventh ACM SIGKDD international conference on Knowledge discovery and data mining*, pp. 57–66. ACM.
- Dudik, M., J. Langford, and L. Li (2011). Doubly robust policy evaluation and learning. *arXiv preprint arXiv:1103.4601*.
- Duflo, E. and E. Saez (2003). The role of information and social interactions in retirement plan decisions: Evidence from a randomized experiment. *The Quarterly journal of economics* 118(3), 815–842.
- Dupas, P. (2014). Short-run subsidies and long-run adoption of new health products: Evidence from a field experiment. *Econometrica* 82(1), 197–228.
- Dupas, P. and J. Robinson (2013). Savings constraints and microenterprise development: Evidence from a field experiment in kenya. *American Economic Journal: Applied Economics* 5(1), 163–92.
- Elliott, G. and R. P. Lieli (2013). Predicting binary outcomes. *Journal of Econometrics* 174(1), 15–26.
- Farrell, M. H. (2015). Robust inference on average treatment effects with possibly more covariates than observations. *Journal of Econometrics* 189(1), 1–23.

- Farrell, M. H., T. Liang, and S. Misra (2018). Deep neural networks for estimation and inference: Application to causal effects and other semiparametric estimands. *arXiv preprint arXiv:1809.09953*.
- Forastiere, L., E. M. Airolidi, and F. Mealli (2016). Identification and estimation of treatment and interference effects in observational studies on networks. *arXiv preprint arXiv:1609.06245*.
- Galeotti, A., B. Golub, and S. Goyal (2017). Targeting interventions in networks. *arXiv preprint arXiv:1710.06026*.
- Galeotti, A. and S. Goyal (2009). Influencing the influencers: a theory of strategic diffusion. *The RAND Journal of Economics* 40(3), 509–532.
- Goldsmith-Pinkham, P. and G. W. Imbens (2013). Social networks and the identification of peer effects. *Journal of Business & Economic Statistics* 31(3), 253–264.
- Granovetter, M. (1978). Threshold models of collective behavior. *American journal of sociology* 83(6), 1420–1443.
- Hansen, L. P. (1982). Large sample properties of generalized method of moments estimators. *Econometrica: Journal of the Econometric Society*, 1029–1054.
- He, X. and K. Song (2018). Measuring diffusion over a large network. *arXiv preprint arXiv:1812.04195*.
- Hirano, K. and J. R. Porter (2009). Asymptotics for statistical treatment rules. *Econometrica* 77(5), 1683–1701.
- Horvitz, D. G. and D. J. Thompson (1952). A generalization of sampling without replacement from a finite universe. *Journal of the American statistical Association* 47(260), 663–685.
- Imbens, G. W. (2000). The role of the propensity score in estimating dose-response functions. *Biometrika* 87(3), 706–710.
- Imbens, G. W. and D. B. Rubin (2015). *Causal inference in statistics, social, and biomedical sciences*. Cambridge University Press.
- Jackson, M. O. and E. Storms (2018). Behavioral communities and the atomic structure of networks. *Available at SSRN 3049748*.
- Janson, S. (2004). Large deviations for sums of partly dependent random variables. *Random Structures & Algorithms* 24(3), 234–248.

- Jones, J. J., R. M. Bond, E. Bakshy, D. Eckles, and J. H. Fowler (2017). Social influence and political mobilization: Further evidence from a randomized experiment in the 2012 us presidential election. *PloS one* 12(4), e0173851.
- Kallus, N. (2017). Recursive partitioning for personalization using observational data. In *Proceedings of the 34th International Conference on Machine Learning-Volume 70*, pp. 1789–1798. JMLR. org.
- Kempe, D., J. Kleinberg, and É. Tardos (2003). Maximizing the spread of influence through a social network. In *Proceedings of the ninth ACM SIGKDD international conference on Knowledge discovery and data mining*, pp. 137–146. ACM.
- Kermack, W. O. and A. G. McKendrick (1927). A contribution to the mathematical theory of epidemics. *Proceedings of the royal society of london. Series A, Containing papers of a mathematical and physical character* 115(772), 700–721.
- Kim, D. A., A. R. Hwang, D. Stafford, D. A. Hughes, A. J. O’Malley, J. H. Fowler, and N. A. Christakis (2015). Social network targeting to maximise population behaviour change: a cluster randomised controlled trial. *The Lancet* 386(9989), 145–153.
- Kitagawa, T. and A. Tetenov (2017). Equality-minded treatment choice. Technical report, cemmap working paper.
- Kitagawa, T. and A. Tetenov (2018). Who should be treated? Empirical welfare maximization methods for treatment choice. *Econometrica* 86(2), 591–616.
- Labe, E. B., D. J. Lizotte, M. Qian, W. E. Pelham, and S. A. Murphy (2014). Dynamic treatment regimes: Technical challenges and applications. *Electronic journal of statistics* 8(1), 1225.
- Ledoux, M. and M. Talagrand (2011). Probability in banach spaces. classics in mathematics.
- Leskovec, J., L. A. Adamic, and B. A. Huberman (2007). The dynamics of viral marketing. *ACM Transactions on the Web (TWEB)* 1(1), 5.
- Leung, M. P. (2019). Treatment and spillover effects under network interference. *Available at SSRN* 2757313.
- Liu, L., M. G. Hudgens, B. Saul, J. D. Clemens, M. Ali, and M. E. Emch (2019). Doubly robust estimation in observational studies with partial interference. *Stat* 8(1), e214.
- Lu, C., B. Schölkopf, and J. M. Hernández-Lobato (2018). Deconfounding reinforcement learning in observational settings. *arXiv preprint arXiv:1812.10576*.

- Luedtke, A. R. and M. J. Van Der Laan (2016). Statistical inference for the mean outcome under a possibly non-unique optimal treatment strategy. *Annals of statistics* 44(2), 713.
- Manresa, E. (2013). Estimating the structure of social interactions using panel data. *Unpublished Manuscript. CEMFI, Madrid.*
- Manski (2004). Statistical treatment rules for heterogeneous populations. *Econometrica* 72(4), 1221–1246.
- Manski, C. F. (1993). Identification of endogenous social effects: The reflection problem. *The review of economic studies* 60(3), 531–542.
- Manski, C. F. (2013). Identification of treatment response with social interactions. *The Econometrics Journal* 16(1), S1–S23.
- Mbakop, E. and M. Tabord-Meehan (2016). Model selection for treatment choice: Penalized welfare maximization. *arXiv preprint arXiv:1609.03167*.
- Muralidharan, K., P. Niehaus, and S. Sukhtankar (2017). General equilibrium effects of (improving) public employment programs: Experimental evidence from india. Technical report, National Bureau of Economic Research.
- Murphy, S. A. (2003). Optimal dynamic treatment regimes. *Journal of the Royal Statistical Society: Series B (Statistical Methodology)* 65(2), 331–355.
- Nie, X., E. Brunskill, and S. Wager (2019). Learning when-to-treat policies. *arXiv preprint arXiv:1905.09751*.
- Ogburn, E. L., O. Sofrygin, I. Diaz, and M. J. van der Laan (2017). Causal inference for social network data. *arXiv preprint arXiv:1705.08527*.
- Opper, I. M. (2016). Does helping john help sue? evidence of spillovers in education. *American Economic Review* 109(3), 1080–1115.
- Paluck, E. L., H. Shepherd, and P. M. Aronow (2016). Changing climates of conflict: A social network experiment in 56 schools. *Proceedings of the National Academy of Sciences* 113(3), 566–571.
- Poirier, D. J. and P. A. Ruud (1988). Probit with dependent observations. *The Review of Economic Studies* 55(4), 593–614.
- Pollard, D. (1990). Empirical processes: theory and applications. In *NSF-CBMS regional conference series in probability and statistics*, pp. i–86. JSTOR.
- Qian, M. and S. A. Murphy (2011). Performance guarantees for individualized treatment rules. *Annals of statistics* 39(2), 1180.

- Robins, J. M., A. Rotnitzky, and L. P. Zhao (1994). Estimation of regression coefficients when some regressors are not always observed. *Journal of the American statistical Association* 89(427), 846–866.
- Rubin, D. B. (1990). Formal mode of statistical inference for causal effects. *Journal of statistical planning and inference* 25(3), 279–292.
- Stoye, J. (2009). Minimax regret treatment choice with finite samples. *Journal of Econometrics* 151(1), 70–81.
- Stoye, J. (2012). Minimax regret treatment choice with covariates or with limited validity of experiments. *Journal of Econometrics* 166(1), 138–156.
- Su, L., W. Lu, and R. Song (2019). Modelling and estimation for optimal treatment decision with interference. *Stat* 8(1), e219.
- Tetenov, A. (2012). Statistical treatment choice based on asymmetric minimax regret criteria. *Journal of Econometrics* 166(1), 157–165.
- Tibshirani, R., M. Wainwright, and T. Hastie (2015). *Statistical learning with sparsity: the lasso and generalizations*. Chapman and Hall/CRC.
- Valente, T. W., A. Ritt-Olson, A. Stacy, J. B. Unger, J. Okamoto, and S. Sussman (2007). Peer acceleration: effects of a social network tailored substance abuse prevention program among high-risk adolescents. *Addiction* 102(11), 1804–1815.
- van der Laan, M. J. (2012). Causal inference for networks. *Working Paper Series, UC Berkeley*.
- Van Der Vaart, A. W. and J. A. Wellner (1996). Weak convergence. In *Weak convergence and empirical processes*, pp. 16–28. Springer.
- Vazquez-Bare, G. (2017). Identification and estimation of spillover effects in randomized experiments. *arXiv preprint arXiv:1711.02745*.
- Wager, S. and S. Athey (2018). Estimation and inference of heterogeneous treatment effects using random forests. *Journal of the American Statistical Association* 113(523), 1228–1242.
- Wager, S. and K. Xu (2019). Experimenting in equilibrium. *arXiv preprint arXiv:1903.02124*.
- Wainwright, M. J. (2019). *High-dimensional statistics: A non-asymptotic viewpoint*, Volume 48. Cambridge University Press.

- Wenocur, R. S. and R. M. Dudley (1981). Some special vaponik-chervonenkis classes. *Discrete Mathematics* 33(3), 313–318.
- Zhang, B., A. A. Tsiatis, E. B. Laber, and M. Davidian (2012). A robust method for estimating optimal treatment regimes. *Biometrics* 68(4), 1010–1018.
- Zhou, X., N. Mayer-Hamblett, U. Khan, and M. R. Kosorok (2017). Residual weighted learning for estimating individualized treatment rules. *Journal of the American Statistical Association* 112(517), 169–187.
- Zhou, Z., S. Athey, and S. Wager (2018). Offline multi-action policy learning: Generalization and optimization. *arXiv preprint arXiv:1810.04778*.
- Zubcsek, P. P. and M. Sarvary (2011). Advertising to a social network. *Quantitative Marketing and Economics* 9(1), 71–107.

Appendix A Definitions

Before discussing the main results, we need to introduce the necessary notation. Recall that focal units are indexed by $i \in \{1, \dots, n\}$. We denote $[n] = \{1, \dots, n\}$. In the first definition, we adapt definitions of covers for graphs (Janson, 2004) to the context under study. We denote \mathcal{A}_n the space of symmetric matrices in $\mathbb{R}^{n \times n}$ with entries being either zero or ones.

Definition A.1. (Proper Cover) *Given an adjacency matrix $A_n \in \mathcal{A}_n$, with n rows and columns, a family $\mathcal{C}_n = \{\mathcal{C}_n(j)\}$ of disjoint subsets of $[n]$ is a proper cover of A_n if $\cup \mathcal{C}_n(j) = [n]$ and $\mathcal{C}_n(j)$ contains units such that for any pair of elements $\{(i, k) \in \mathcal{C}_n(j), k \neq i\}$, $A_n^{(i, k)} = 0$.*

The size of the smallest proper cover is the chromatic number, defined as $\chi(A_n)$.

Definition A.2. (Chromatic Number) *The chromatic number $\chi(A_n)$, denotes the size of the smallest proper cover of A_n .*

We provide a further notation for adjacency matrix when only considering the focal units.

Definition A.3. *For a given matrix $A \in \mathcal{A}$, we define $A_n^2(A) \in \mathcal{A}_n$ the adjacency matrix where each row corresponds to a focal unit and where two focal units are connected if they are neighbor or they share one first or second degree neighbor.*

Given A , the matrix $A_n^2(A)$ is a deterministic function of the population adjacency matrix A . Under random network formation, such matrices are random, and their distribution depends on the distribution of A . For notational convenience, throughout our discussion, we will suppress the dependence on A whenever clear from the context. The proper cover of A_n^2 is defined as $\mathcal{C}_n^2 = \{\mathcal{C}_n^2(j)\}$ with chromatic number $\chi(A_n^2)$.

Next, we discuss definitions on covering numbers¹³. For $z_1^n = (z_1, \dots, z_n)$ be arbitrary points in \mathcal{Z} , for a function class \mathcal{F} , with $f \in \mathcal{F}$, $f : \mathcal{Z} \mapsto \mathbb{R}$, we define,

$$\mathcal{F}(z_1^n) = \{f(z_1), \dots, f(z_n) : f \in \mathcal{F}\}. \quad (36)$$

Definition A.4. For a class of function \mathcal{F} , with $f : \mathcal{Z} \mapsto \mathbb{R}$, $\forall f \in \mathcal{F}$ and n data points $z_1, \dots, z_n \in \mathcal{Z}$ define the l_q -covering number

$$\mathcal{N}_q(\varepsilon, \mathcal{F}(z_1^n))$$

to be the cardinality of the smallest cover $\mathcal{S} := \{s_1, \dots, s_N\}$, with $s_j \in \mathbb{R}^n$, such that for each $f \in \mathcal{F}$, there exist an $s_j \in \mathcal{S}$ such that $(\frac{1}{n} \sum_{i=1}^n |f(z_i) - s_j^{(i)}|^q)^{1/q} < \varepsilon$.

¹³Here we adopt similar notation to Chapter 28 and Chapter 29 of Devroye et al. (2013).

Throughout our analysis, for a random variable $X = (X_1, \dots, X_n)$ we denote $\mathbb{E}_X[\cdot]$ the expectation with respect to X . The Rademacher complexity is defined as follows.

Definition A.5. Let X_1, \dots, X_n be arbitrary random variables. Let $\sigma = \{\sigma_i\}_{i=1}^n$ be *i.i.d* Rademacher random variables (i.e. $P(\sigma_i = -1) = P(\sigma_i = 1) = 1/2$), independent of X_1, \dots, X_n . We define the empirical Rademacher complexity as

$$\mathcal{R}_n(\mathcal{F}) = \mathbb{E}_\sigma \left[\sup_{f \in \mathcal{F}} \left| \frac{1}{n} \sum_{i=1}^n \sigma_i f(X_i) \right| \middle| X_1, \dots, X_n \right]. \quad (37)$$

Appendix B Lemmas and Propositions

We break the proof into several lemmas. We organize the lemmas into three sections. The first section contains the identification results. The second section contains lemmas on optimization. The last section contains lemmas used to bound the Rademacher complexity of function classes.

B.1 Identification

In this subsection we provide three identification results for the welfare function. We let $W(\pi)$ be the welfare function as defined in Equation (6). The reader might recall that $X_i \subseteq Z_i$ and hence X_i is measurable with respect to the sigma algebra generated by Z_i . We recall that e^c and m^c are assumed either to be deterministic function or to be estimated on two independent data sets that are also independent of the in-sample data.

Proof of Proposition 2.1

Proof. Under Assumption 2.2, potential outcomes and the welfare in Equation (6) is well defined. Under Assumption 2.3,

$$\mathbb{E} \left[r \left(\pi(X_i), \sum_{k \in N_i} \pi(X_k), Z_i, \varepsilon_i \right) \right]$$

is constant across units. Therefore $W(\pi) = \mathbb{E} \left[r \left(\pi(X_i), \sum_{k \in N_i} \pi(X_k), Z_i, \varepsilon_i \right) \right]$. Using the law of iterated expectations,

$$\mathbb{E} \left[r \left(\pi(X_i), \sum_{k \in N_i} \pi(X_k), Z_i, \varepsilon_i \right) \right] = \mathbb{E} \left[\mathbb{E} \left[r \left(\pi(X_i), \sum_{k \in N_i} \pi(X_k), Z_i, \varepsilon_i \right) \middle| N_i, Z_i, \{X_k\}_{k \in N_j} \right] \right].$$

Under Assumption 2.5, by independence of the potential outcome on N_i and $X_{k \in N_i}$, given Z_i , we have

$$\mathbb{E} \left[r \left(\pi(X_i), \sum_{k \in N_i} \pi(X_k), Z_i, \varepsilon_i \right) \middle| N_i, Z_i, \{X_k\}_{k \in N_j} \right] = m \left(\pi(X_i), \sum_{k \in N_i} \pi(X_k), Z_i \right).$$

The final result follows after trivial rearrangement. \square

Lemma B.1. For $i \in \{1, \dots, n\}$, under Assumption 2.2, 2.3, 2.5, 2.6, for any function \hat{e}^c be estimated via sample splitting as discussed in Section 3 and $\mathbb{E}[1/\hat{e}^c(\cdot)] = 1/e(\cdot)$,

$$\mathbb{E}\left[\frac{1\{\pi(X_i) = D_i, \sum_{k \in N_i} \pi(X_k) = \sum_{k \in N_i} D_k\}}{\hat{e}^c(\pi(X_i), \sum_{k \in N_i} \pi(X_k), Z_i)} Y_i\right] = W(\pi) \quad (38)$$

Proof. We write the left hand side of the equation as follows.

$$\begin{aligned} (39) &= \mathbb{E}\left[\frac{1\{\pi(X_i) = D_i, \sum_{k \in N_i} \pi(X_k) = \sum_{k \in N_i} D_k\}}{\hat{e}^c(\pi(X_i), \sum_{k \in N_i} \pi(X_k), Z_i)} Y_i\right] \\ &= \mathbb{E}\left[\mathbb{E}\left[\frac{1\{\pi(X_i) = D_i, \sum_{k \in N_i} \pi(X_k) = \sum_{k \in N_i} D_k\}}{\hat{e}^c(\pi(X_i), \sum_{k \in N_i} \pi(X_k), Z_i)} Y_i \middle| Z_i, \{X_k\}_{k \in N_i}, N_i\right]\right]. \end{aligned}$$

By Assumption 2.2 and 2.3 we can write outcomes as functions of their own treatment status, the number of treated neighbors and Z_i and the error. Therefore

$$\begin{aligned} (39) &= \mathbb{E}\left[\mathbb{E}\left[\frac{1\{\pi(X_i) = D_i, \sum_{k \in N_i} \pi(X_k) = \sum_{k \in N_i} D_k\}}{\hat{e}^c(\pi(X_i), \sum_{k \in N_i} \pi(X_k), Z_i)} r\left(\pi(X_i), \sum_{k \in N_i} \pi(X_k), Z_i, \varepsilon_i\right) \middle| Z_i, \{X_k\}_{k \in N_i}, N_i\right]\right] \\ &= \mathbb{E}\left[\mathbb{E}\left[\frac{1\{\pi(X_i) = D_i, \sum_{k \in N_i} \pi(X_k) = \sum_{k \in N_i} D_k\}}{\hat{e}^c(\pi(X_i), \sum_{k \in N_i} \pi(X_k), Z_i)} \middle| Z_i, \{X_k\}_{k \in N_i}, N_i\right] \times \right. \\ &\quad \left. \times \mathbb{E}\left[r\left(\pi(X_i), \sum_{k \in N_i} \pi(X_k), Z_i, \varepsilon_i\right) \middle| Z_i, \{X_k\}_{k \in N_i}, N_i\right]\right] \end{aligned}$$

Where the last equation follows by Assumption 2.5 and independence of \hat{e}^c on sampled units. By Assumption 2.2, 2.3, 2.5,

$$\mathbb{E}\left[r\left(\pi(X_i), \sum_{k \in N_i} \pi(X_k), Z_i, \varepsilon_i\right) \middle| Z_i, \{X_k\}_{k \in N_i}, N_i\right] = \mathbb{E}\left[m\left(\pi(X_i), \sum_{k \in N_i} \pi(X_k), Z_i\right)\right] = W(\pi).$$

In addition,

$$\begin{aligned}
& \mathbb{E} \left[\frac{1\{\pi(X_i) = D_i, \sum_{k \in N_i} \pi(X_k) = \sum_{k \in N_i} D_k\}}{\hat{e}^c(\pi(X_i), \sum_{k \in N_i} \pi(X_k), Z_i)} \middle| Z_i, \{X_k\}_{k \in N_i}, N_i \right] \\
&= \mathbb{E} \left[\mathbb{E} \left[\frac{1\{\pi(X_i) = D_i, \sum_{k \in N_i} \pi(X_k) = \sum_{k \in N_i} D_k\}}{\hat{e}^c(\pi(X_i), \sum_{k \in N_i} \pi(X_k), Z_i)} \middle| D_i, \sum_{k \in N_i} D_k, Z_i, \{X_k\}_{k \in N_i}, N_i \right] \right] \\
&= \mathbb{E} \left[\mathbb{E} \left[\frac{1\{\pi(X_i) = D_i, \sum_{k \in N_i} \pi(X_k) = \sum_{k \in N_i} D_k\}}{e(\pi(X_i), \sum_{k \in N_i} \pi(X_k), Z_i)} \middle| D_i, \sum_{k \in N_i} D_k, Z_i, \{X_k\}_{k \in N_i}, N_i \right] \right] \\
&= \mathbb{E} \left[\mathbb{E} \left[\frac{1\{\pi(X_i) = D_i, \sum_{k \in N_i} \pi(X_k) = \sum_{k \in N_i} D_k\}}{e(\pi(X_i), \sum_{k \in N_i} \pi(X_k), Z_i)} \middle| Z_i, \{X_k\}_{k \in N_i}, N_i \right] \right] = 1
\end{aligned}$$

where the second equation of the expression above follows by assumption and by independence of \hat{e}^c with in-sample observations and the last equation follows by Assumption 2.6. \square

Corollary. For $i \in \{1, \dots, n\}$, under Assumption 2.2, 2.3, 2.5, 2.6,

$$\mathbb{E} \left[\frac{1\{\pi(X_i) = D_i, \sum_{k \in N_i} \pi(X_k) = \sum_{k \in N_i} D_k\}}{e(\pi(X_i), \sum_{k \in N_i} \pi(X_k), Z_i)} Y_i \right] = W(\pi) \quad (39)$$

Lemma B.2. Let \hat{m}^c, \hat{e}^c be estimated via sample splitting as discussed in Section 3 and $\mathbb{E}[\hat{m}^c(\cdot)] = m(\cdot)$. For $i \in \{1, \dots, n\}$, under Assumption 2.2, 2.3, 2.5,

$$\begin{aligned}
& \mathbb{E} \left[\frac{1\{\pi(X_i) = D_i, \sum_{k \in N_i} \pi(X_k) = \sum_{k \in N_i} D_k\}}{\hat{e}^c(\pi(X_i), \sum_{k \in N_i} \pi(X_k), Z_i)} \left(Y_i - \hat{m}^c \left(\pi(X_i), \sum_{k \in N_i} \pi(X_k), Z_i \right) \right) \right] + \\
& + \mathbb{E} \left[\hat{m}^c \left(\pi(X_i), \sum_{k \in N_i} \pi(X_k), Z_i \right) \right] = W(\pi).
\end{aligned} \quad (40)$$

Proof. To prove the claim we need to show that

$$\mathbb{E} \left[\frac{1\{\pi(X_i) = D_i, \sum_{k \in N_i} \pi(X_k) = \sum_{k \in N_i} D_k\}}{\hat{e}^c(\pi(X_i), \sum_{k \in N_i} \pi(X_k), Z_i)} \left(Y_i - \hat{m}^c \left(\pi(X_i), \sum_{k \in N_i} \pi(X_k), Z_i \right) \right) \right] = 0$$

and if the above equality holds the result would follow by Proposition 2.1. In fact,

$$\begin{aligned}
\mathbb{E} \left[\hat{m}^c \left(\pi(X_i), \sum_{k \in N_i} \pi(X_k), Z_i \right) \right] &= \mathbb{E} \left[\hat{m}^c \left(\pi(X_i), \sum_{k \in N_i} \pi(X_k), Z_i \right) \middle| X_i, \{X_k\}_{k \in N_i}, Z_i \right] \\
&= \mathbb{E} \left[m \left(\pi(X_i), \sum_{k \in N_i} \pi(X_k), Z_i \right) \middle| X_i, \{X_k\}_{k \in N_i}, Z_i \right].
\end{aligned}$$

where the equation above follows by independence of the hold-out data set with $\{X_i, \{X_k\}_{k \in N_i}, Z_i\}$.

Therefore, we aim to prove that Equation (41) holds. Under Assumption 2.2, let Y_i^π be defined as follows

$$Y_i^\pi = r\left(\pi(X_i), \sum_{k \in N_i} \pi(X_k), Z_i, \varepsilon_i\right).$$

Let $O_i = (Z_i, \{X_k\}_{k \in N_i}, N_i)$. Under Assumption 2.5,

$$\begin{aligned} & \mathbb{E}\left[\mathbb{E}\left[\frac{1\{\pi(X_i) = D_i, \sum_{k \in N_i} \pi(X_k) = \sum_{k \in N_i} D_k\}}{\hat{e}^c\left(\pi(X_i), \sum_{k \in N_i} \pi(X_k), Z_i\right)} \left(Y_i - \hat{m}^c\left(\pi(X_i), \sum_{k \in N_i} \pi(X_k), Z_i\right)\right) \middle| O_i\right]\right] \\ &= \mathbb{E}\left[\mathbb{E}\left[\frac{1\{\pi(X_i) = D_i, \sum_{k \in N_i} \pi(X_k) = \sum_{k \in N_i} D_k\}}{\hat{e}^c\left(\pi(X_i), \sum_{k \in N_i} \pi(X_k), Z_i\right)} \left(Y_i^\pi - \hat{m}^c\left(\pi(X_i), \sum_{k \in N_i} \pi(X_k), Z_i\right)\right) \middle| O_i\right]\right] \\ &= \mathbb{E}\left[\mathbb{E}\left[\frac{1\{\pi(X_i) = D_i, \sum_{k \in N_i} \pi(X_k) = \sum_{k \in N_i} D_k\}}{\hat{e}^c\left(\pi(X_i), \sum_{k \in N_i} \pi(X_k), Z_i\right)} \middle| O_i\right] \mathbb{E}\left[\left(Y_i^\pi - \hat{m}^c\left(\pi(X_i), \sum_{k \in N_i} \pi(X_k), Z_i\right)\right) \middle| O_i\right]\right]. \end{aligned}$$

The last equation follows by Assumption 2.5 and the fact that \hat{e}^c and \hat{m}^c if estimated on hold-out data sets, they are estimates from two independent hold-out data sets, and they are independent on observations corresponding to $i \in \{1, \dots, n\}$ and their neighbors. Then

$$\mathbb{E}\left[\left(Y_i^\pi - \hat{m}^c\left(\pi(X_i), \sum_{k \in N_i} \pi(X_k), Z_i\right)\right) \middle| Z_i, \{X_k\}_{k \in N_i}, N_i\right] = 0.$$

□

Corollary. For $i \in \{1, \dots, n\}$, under Assumption 2.2, 2.3, 2.5,

$$\begin{aligned} & \mathbb{E}\left[\frac{1\{\pi(X_i) = D_i, \sum_{k \in N_i} \pi(X_k) = \sum_{k \in N_i} D_k\}}{e^c\left(\pi(X_i), \sum_{k \in N_i} \pi(X_k), Z_i\right)} \left(Y_i - m\left(\pi(X_i), \sum_{k \in N_i} \pi(X_k), Z_i\right)\right)\right] + \\ & + \mathbb{E}\left[m\left(\pi(X_i), \sum_{k \in N_i} \pi(X_k), Z_i\right)\right] = W(\pi). \end{aligned} \tag{41}$$

Lemma B.3. Let \hat{m}^c, \hat{e}^c be estimated via sample splitting. Let $\mathbb{E}[1/\hat{e}^c(\cdot)] = 1/e(\cdot)$. For $i \in \{1, \dots, n\}$, under Assumption 2.2, 2.3, 2.5, 2.6

$$\begin{aligned} & \mathbb{E}\left[\frac{1\{\pi(X_i) = D_i, \sum_{k \in N_i} \pi(X_k) = \sum_{k \in N_i} D_k\}}{\hat{e}^c\left(\pi(X_i), \sum_{k \in N_i} \pi(X_k), Z_i\right)} \left(Y_i - \hat{m}^c\left(\pi(X_i), \sum_{k \in N_i} \pi(X_k), Z_i\right)\right)\right] \\ & + \mathbb{E}\left[\hat{m}^c\left(\pi(X_i), \sum_{k \in N_i} \pi(X_k), Z_i\right)\right] = W(\pi). \end{aligned}$$

Proof. Under Assumption 2.2 and 2.3, potential outcomes are identically distributed and they only depend on neighbors' treatment, individual's treatment and number of neighbors. By Lemma B.1,

$$\mathbb{E}\left[\frac{1\{\pi(X_i) = D_i, \sum_{k \in N_i} \pi(X_k) = \sum_{k \in N_i} D_k\}}{\hat{e}^c\left(\pi(X_i), \sum_{k \in N_i} \pi(X_k), Z_i\right)} Y_i\right] = W(\pi).$$

Therefore, we need to show that

$$\mathbb{E}\left[\frac{1\{\pi(X_i) = D_i, \sum_{k \in N_i} \pi(X_k) = \sum_{k \in N_i} D_k\}}{\hat{e}^c\left(\pi(X_i), \sum_{k \in N_i} \pi(X_k), Z_i\right)} \hat{m}^c\left(\pi(X_i), \sum_{k \in N_i} \pi(X_k), Z_i\right) - \hat{m}^c\left(\pi(X_i), \sum_{k \in N_i} \pi(X_k), Z_i\right)\right]$$

is equal to zero. The claim holds by Assumption 2.6, the law of iterated expectations after conditioning on $\{Z_i, \{X_k\}_{k \in N_i}, N_i\}$ and independence of \hat{m}^c on \hat{e}^c . \square

Corollary. (Proposition 3.1) Proposition 3.1 holds under condition (ii) by Lemma B.1 and B.3 and under condition (i) by Proposition 2.1 and Lemma B.2.

B.2 Optimization

Proof of Proposition 3.2

First we write the optimization problem using an alternative formulation. Second, we show that these two formulations coincide. We denote

$$G_i(d, s, x_1, x_2, y) := g_i(d, s) \left(\frac{x_1 y}{2} + \frac{x_2 y}{2} \right) - g_i(d, s) \left(\frac{(1 - x_1) y}{2} + \frac{(1 - x_2) y}{2} \right) \quad (42)$$

We write the optimization problem for the maximum score policy function as

$$\max_{\{y_i\}, \{x_{i,1,h}, x_{i,2,h}\}, \beta \in \mathcal{B}} \frac{1}{n} \sum_{i=1}^n \sum_{h=0}^{|N_i|} \left(G_i(1, h, x_{i,h,1}, x_{i,h,2}, y_i) + G_i(0, h, x_{i,h,1}, x_{i,h,2}, 1 - y_i) \right) \quad (43)$$

under the constraints:

$$\begin{aligned} (A) \quad & \frac{X_i^\top \beta}{|C_i|} < y_i \leq \frac{X_i^\top \beta}{|C_i|} + 1, \quad C_i > \sup_{\beta \in \mathcal{B}} |X_i^\top \beta|, \quad y_i \in \{0, 1\} \quad \forall i \in \{1, \dots, n\} \\ (C) \quad & \frac{(\sum_k A_{i,k} y_k - h)}{|N_i| + 1} < x_{i,h,1} \leq \frac{(\sum_k A_{i,k} y_k - h)}{|N_i| + 1} + 1, \quad x_{i,h,1} \in \{0, 1\}, \quad \forall h \in \{0, \dots, |N_i|\} \\ (D) \quad & \frac{(h - \sum_k A_{i,k} y_k)}{|N_i| + 1} < x_{i,h,2} \leq \frac{(h - \sum_k A_{i,k} y_k)}{|N_i| + 1} + 1, \quad x_{i,h,2} \in \{0, 1\}, \quad \forall h \in \{0, \dots, |N_i|\}. \end{aligned}$$

We start from the constraint in (A). The constraint coincides with what discussed in Kitagawa and Tetenov (2018). Whenever $X_i^\top \beta \geq 0$ then $y_i = 1$ since the left hand

side inequality holds strictly and the integer constraint. Similarly, whenever $X_i^\top \beta < 0$, then $y_i = 0$ due to the right-hand side inequality. Consider now the constraints in (C). Since $h \leq |N_i|$, and y_i are integers between one and minus one, then $\sum_k A_{i,k} y_k \leq |N_i|$ and hence $\frac{\sum_k A_{i,k} y_k - h}{|N_i| + 1} \in [-1, 1]$. Whenever $\sum_k A_{i,k} y_k \leq h$, then $x_{i,h,1} = 0$. On the other hand, whenever $\sum_k A_{i,k} y_k > h$, then $x_{i,h,1} = 1$. For $x_{i,h,2}$ the opposite holds: whenever $\sum_k A_{i,k} y_k \leq h$ then $x_{i,h,2} = 1$, and zero otherwise. Since $x_{i,h,1} = x_{i,h,2}$ if and only if $x_{i,h,1} = h$, and the two variables are binary, the function

$$G_i(1, h, 1, 1, y_i) = g(1, h) \text{ if and only if } \sum_{k \in N_i} y_k = h, \quad y_i = 1.$$

On the other hand, it is easy to show that

$$G_i(1, h, 1, 0, y_i) = G_i(1, h, 0, 1, y_i) = 0.$$

Since under the constraint stated $x_{i,h,1} = 1\{\sum_{k \in N_i} y_k \geq h\}$ and $x_{i,h,2} = 1\{\sum_{k \in N_i} y_k \leq h\}$ the two variables are never both zeros and we do not need to consider such case. Collecting the previous results it follows that we can write

$$\begin{aligned} \frac{1}{n} \sum_{i=1}^n \sum_{h=1}^{|N_i|} G_i(1, h, x_{i,h,1}, x_{i,h,2}, y_i) &= \frac{1}{n} \sum_{i=1}^n \sum_{h=1}^{|N_i|} G_i(1, h, 1, 1, y_i) 1\left\{\sum_{k \in N_i} 1\{X_k^\top \beta = h\} = h\right\} \\ &= \frac{1}{n} \sum_{i=1}^n G_i\left(1, \sum_{k \in N_i} 1\{X_k^\top \beta = h\}, 1, 1, y_i\right) \\ &= \frac{1}{n} \sum_{i=1}^n G_i\left(1, \sum_{k \in N_i} 1\{X_k^\top \beta \geq 0\}, 1, 1, 1\right) 1\{X_i^\top \beta \geq 0\} \\ &= \frac{1}{n} \sum_{i=1}^n g_i(1, \sum_{k \in N_i} \pi(X_k)) \pi(X_i). \end{aligned} \tag{44}$$

Similarly, we have

$$\frac{1}{n} \sum_{i=1}^n \sum_{h=1}^{|N_i|} G_i(0, h, x_{i,h,1}, x_{i,h,2}, 1 - y_i) = \frac{1}{n} \sum_{i=1}^n g_i(0, \sum_{k \in N_i} \pi(X_k)) (1 - \pi(X_i)). \tag{45}$$

Summing the two equations we obtain that the optimization problem in Equation (43) coincides with maximizing the empirical welfare. Notice now that we can write

$$\begin{aligned} G_i(1, h, x_1, x_2, y) &= g_i(1, h) (x_1 y + x_2 y - y) \\ G_i(0, h, x_1, x_2, y) &= g_i(0, h) (x_1 (1 - y) + x_2 (1 - y) - (1 - y)). \end{aligned} \tag{46}$$

Therefore it follows that

$$\begin{aligned}
& G_i(1, h, x_1, x_1, y) + G_i(0, h, x_{i,h,1}, x_{i,h,2}, y_i) \\
&= y(x_1 + x_2 - 1)(g_i(1, h) - g_i(0, h)) + (x_1 + x_2 - 1)g_i(0, h) \\
&\propto y(x_1 + x_2 - 1)(g_i(1, h) - g_i(0, h)) + (x_1 + x_2)g_i(0, h).
\end{aligned} \tag{47}$$

Finally, the constraint in (B) discussed in the main text guarantees that

$$z_{i,h} = y_i(x_{i,h,1} + x_{i,h,2} - 1)$$

which completes the proof.

B.3 Inequalities

Lemma B.4. (*Brook's Theorem, Brooks (1941)*) For any connected undirected graph G with maximum degree Δ , the chromatic number of G is at most Δ unless G is a complete graph or an odd cycle, in which case the chromatic number is $\Delta + 1$.

Lemma B.5. The following holds: $\chi(A_n) \leq \chi(A_n^2) \leq 3\mathcal{N}_n^3$.

Proof. It follows by Lemma B.4 that $\chi(A_n^2)$ is bounded by the maximum degree of A_n^2 . Since each focal unit can at most be connected to $\mathcal{N}_n - 1$ many neighbors and \mathcal{N}_n^2 many second degree neighbors, and \mathcal{N}_n^3 many third degree neighbors, the result follows. \square

We now state a serie of fundamentals lemma that will be used to bound the suprema of the empirical processes of interest.

Lemma B.6. (*Van Der Vaart and Wellner (1996)*) Let $\sigma_1, \dots, \sigma_n$ be Rademacher sequence independent of X_1, \dots, X_n . Then

$$\mathbb{E} \left[\sup_{f \in \mathcal{F}} \left| \sum_{i=1}^n f(X_i) - \mathbb{E}[f(X_i)] \right| \right] \leq 2\mathbb{E} \left[\sup_{f \in \mathcal{F}} \left| \sum_{i=1}^n \sigma_i f(X_i) \right| \right].$$

In the next two lemmas we formalize two key properties of covering numbers.

Lemma B.7. (*Theorem 29.6, Devroye et al. (2013)*) Let $\mathcal{F}_1, \dots, \mathcal{F}_k$ be classes of real functions on \mathbb{R}^d . For n arbitrary points $z_1^n = (z_1, \dots, z_n)$ in \mathbb{R}^d , define the sets $\mathcal{F}_1(z_1^n), \dots, \mathcal{F}_k(z_1^n)$ in \mathbb{R}^n by

$$\mathcal{F}_j(z_1^n) = \{f_j(z_1), \dots, f_j(z_n) : f_j \in \mathcal{F}_j\}, \quad j = 1, \dots, k.$$

Also introduce

$$\mathcal{F} = \{f_1 + \dots + f_k; f_j \in \mathcal{F}_j, \quad j = 1, \dots, k\}.$$

Then for every $\varepsilon > 0$ and z_1^n ,

$$\mathcal{N}_1(\varepsilon, \mathcal{F}(z_1^n)) \leq \prod_{j=1}^k \mathcal{N}_1(\varepsilon/k, \mathcal{F}_j(z_1^n))$$

Lemma B.8. ([Pollard, 1990](#)) Let \mathcal{F} and \mathcal{G} be classes of real valued functions on \mathbb{R}^d bounded by M_1 and M_2 respectively. For arbitrary fixed points z_1^n in \mathbb{R}^d , let

$$\mathcal{J}(z_1^n) = \{(h(z_1), \dots, h(z_n)); h \in \mathcal{J}\}, \quad \mathcal{J} = \{fg; f \in \mathcal{F}, g \in \mathcal{G}\}.$$

Then for every $\varepsilon > 0$ and z_1^n ,

$$\mathcal{N}_1(\varepsilon, \mathcal{J}(z_1^n)) \leq \mathcal{N}_1\left(\frac{\varepsilon}{2M_2}, \mathcal{F}(z_1^n)\right) \mathcal{N}_1\left(\frac{\varepsilon}{2M_1}, \mathcal{G}(z_1^n)\right).$$

Lemma B.9. ([Wenocur and Dudley, 1981](#)) Let $g : \mathbb{R}^d \mapsto \mathbb{R}$ be an arbitrary function and consider the class of functions $\mathcal{G} = \{g + f, f \in \mathcal{F}\}$. Then

$$VC(\mathcal{G}) = VC(\mathcal{F})$$

where $VC(\mathcal{F})$, $VC(\mathcal{G})$ denotes the VC dimension respectively of \mathcal{F} and \mathcal{G} .

An important relation between covering numbers and Rademacher complexity is given by the Dudley's entropy integral bound.

Lemma B.10. (From Theorem 5.22 in [Wainwright \(2019\)](#)) For a function class \mathcal{F} of uniformly bounded functions and arbitrary fixed points $z_1^n \in \mathbb{R}^d$, and Rademacher random variables $\sigma_1, \dots, \sigma_n$ in \mathbb{R} ,

$$\mathbb{E}_\sigma \left[\sup_{f \in \mathcal{F}} \left| \frac{1}{n} \sum_{i=1}^n \sigma_i f(z_i) \right| \right] \leq \frac{32}{\sqrt{n}} \int_0^{D_q} \sqrt{\log \left(\mathcal{N}_q(u, \mathcal{F}(z_1^n)) \right)} du,$$

where D_q denotes the maximum diameter of $\mathcal{F}(z_1^n)$ according to the metric

$$d_q(f, g) = \left(\frac{1}{n} \sum_{i=1}^n (f(z_i) - g(z_i))^q \right)^{1/q}.$$

Theorem 5.22 in [Wainwright \(2019\)](#) provides a general version of Lemma B.10. Equivalent versions of Lemma B.10 can be found also in [Van Der Vaart and Wellner \(1996\)](#).

Due to composition of functions we cannot apply directly Lemma B.10. Instead, we need a more refined analysis that bounds first the covering number and the Rademacher complexity of the function class of interest. We break our proof into several lemmas.

Lemma B.11. Let $\mathcal{F}_1, \dots, \mathcal{F}_k$ be class of bounded functions with VC-dimension $v < \infty$ and envelope $\bar{F} < \infty$, for $k \geq 2$. Let

$$\mathcal{J} = \{f_1(f_2 + \dots + f_k), \quad f_j \in \mathcal{F}_j, \quad j = 1, \dots, k\}$$

and let

$$\mathcal{J}_n(z_1^n) = \{h(z_1), \dots, h(z_n); h \in \mathcal{J}\}.$$

For arbitrary fixed points $z_1^n \in \mathbb{R}^d$

$$\int_0^{2\bar{F}} \sqrt{\log \left(\mathcal{N}_1(u, \mathcal{J}(z_1^n)) \right)} du < c_{\bar{F}} \sqrt{k \log(k) v}.$$

for a constant $c_{\bar{F}} < \infty$ that only depend on \bar{F} .

Proof. Let

$$\mathcal{F}_{-1}(z_1^n) = \{f_2(z_1^n) + \dots + f_k(z_1^n), f_j \in \mathcal{F}_j, j = 2, \dots, k\}$$

and let $\mathcal{F}_j(z_1^n)$ as in Lemma B.7. By Lemma B.7,

$$\mathcal{N}_1\left(\varepsilon, \mathcal{F}_{-1}(z_1^n)\right) \leq \prod_{j=2}^k \mathcal{N}_1\left(\varepsilon/(k-1), \mathcal{F}_j(z_1^n)\right).$$

By Lemma B.8,

$$\mathcal{N}_1\left(\varepsilon, \mathcal{J}_n(z_1^n)\right) \leq \prod_{j=2}^k \mathcal{N}_1\left(\frac{\varepsilon}{2\bar{F}(k-1)}, \mathcal{F}_j(z_1^n)\right) \mathcal{N}_1\left(\frac{\varepsilon}{2\bar{F}}, \mathcal{F}_1(z_1^n)\right).$$

By standard properties of covering numbers, for a generic set \mathcal{H} , $\mathcal{N}_1(\varepsilon, \mathcal{H}) \leq \mathcal{N}_2(\varepsilon, \mathcal{H})$. Therefore

$$\begin{aligned} \mathcal{N}_1\left(\varepsilon, \mathcal{J}_n(z_1^n)\right) &\leq \prod_{j=2}^k \mathcal{N}_1\left(\frac{\varepsilon}{2\bar{F}(k-1)}, \mathcal{F}_j(z_1^n)\right) \mathcal{N}_1\left(\frac{\varepsilon}{2\bar{F}}, \mathcal{F}_1(z_1^n)\right) \\ &\leq \prod_{j=2}^k \mathcal{N}_2\left(\frac{\varepsilon}{2\bar{F}(k-1)}, \mathcal{F}_j(z_1^n)\right) \mathcal{N}_2\left(\frac{\varepsilon}{2\bar{F}}, \mathcal{F}_1(z_1^n)\right). \end{aligned}$$

We apply now a uniform entropy bound for the covering number. By Theorem 2.6.7 of [Van Der Vaart and Wellner \(1996\)](#), we have that for a universal constant C ,

$$\mathcal{N}_2\left(\frac{\varepsilon}{2\bar{F}(k-1)}, \mathcal{F}_j(z_1^n)\right) \leq C(v+1)(16e)^{(v+1)} \left(\frac{2\bar{F}(k-1)}{\varepsilon}\right)^{2v}$$

which implies that

$$\begin{aligned} \log\left(\mathcal{N}_1\left(\varepsilon, \mathcal{J}_n(z_1^n)\right)\right) &\leq \sum_{j=1}^{k-1} \log\left(\mathcal{N}_2\left(\frac{\varepsilon}{2\bar{F}(k-1)}, \mathcal{F}_j(z_1^n)\right)\right) + \log\left(\mathcal{N}_2\left(\frac{\varepsilon}{2\bar{F}}, \mathcal{F}_1(z_1^n)\right)\right) \\ &\leq k \log\left(C(v+1)(16e)^{v+1}\right) + k2v \log(2C\bar{F}(k-1)/\varepsilon). \end{aligned}$$

Since $\int_0^{2\bar{F}} \sqrt{k \log\left(C(v+1)(16e)^{v+1}\right) + k2v \log(2C\bar{F}(k-1)/\varepsilon)} d\varepsilon \leq c_{\bar{F}} \sqrt{k \log(k)v}$ for a constant $c_{\bar{F}} < \infty$.¹⁴, the result follows. \square

The next lemma provides a bound on the Rademacher complexity in the presence of composition of functions. We extend the Ledoux-Talagrand contraction inequality ([Ledoux and Talagrand, 2011](#); [Chernozhukov et al., 2014](#)) to the case of interest in this paper.

¹⁴The reader might refer to Equation (5.50) in [Wainwright \(2019\)](#) and Equation (A.6) in [Kitagawa and Tetenov \(2018\)](#).

Lemma B.12. Let $\phi_i : \mathbb{R} \mapsto \mathbb{R}$ be Lipschitz functions with parameter L , $\forall i \in \{1, \dots, n\}$, i.e. $|\phi_i(a) - \phi_i(b)| \leq L|a - b|$ for all $a, b \in \mathbb{R}$, with $\phi_i(0) = 0$. Then, for any $\mathcal{T} \subseteq \mathbb{R}^n$, with $t = (t_1, \dots, t_n) \in \mathbb{R}$, $\alpha = (\alpha_1, \dots, \alpha_n) \in \mathcal{A} \subseteq \{0, 1\}^n$,

$$\frac{1}{2} \mathbb{E}_\sigma \left[\sup_{t \in \mathcal{T}, \alpha \in \mathcal{A}} \left| \frac{1}{n} \sum_{i=1}^n \sigma_i \phi_i(t_i) \alpha_i \right| \right] \leq L \mathbb{E}_\sigma \left[\sup_{t \in \mathcal{T}, \alpha \in \mathcal{A}} \left| \frac{1}{n} \sum_{i=1}^n \alpha_i \sigma_i t_i \right| \right]$$

Proof. The proof follows similarly as in the one for the Ledoux-Talagrand contraction inequality (Theorem 4.12 in [Ledoux and Talagrand \(2011\)](#)), with appropriate changes to deal with the additional α vector. First note that if \mathcal{T} is unbounded, there will be some setting so that the right hand side is infinity and the result trivially holds. Therefore, we can focus to the case where \mathcal{T} is bounded. First we aim to show that for $\mathcal{T} \subseteq \mathbb{R}^2$, for $\alpha \in \{0, 1\}^2$,

$$\mathbb{E} \left[\sup_{t \in \mathcal{T}, \alpha \in \mathcal{A}} \alpha_1 t_1 + \sigma_2 \phi(t_2) \alpha_2 \right] \leq \mathbb{E} \left[\sup_{t \in \mathcal{T}, \alpha \in \mathcal{A}} \alpha_1 t_1 + L \sigma_2 t_2 \alpha_2 \right]. \quad (48)$$

If the claim above is true, than it follows that

$$\mathbb{E} \left[\sup_{t \in \mathcal{T}, \alpha \in \mathcal{A}} \alpha_1 \phi_1(t_1) \sigma_1 + \sigma_2 \phi(t_2) \alpha_2 \mid \sigma_1 \right] \leq \mathbb{E} \left[\sup_{t \in \mathcal{T}, \alpha \in \mathcal{A}} \alpha_1 \phi_1(t_1) \sigma_1 + L \sigma_2 t_2 \alpha_2 \mid \sigma_1 \right].$$

as $\sigma_1 \phi(t_1)$ simply transforms \mathcal{T} (and it is still bounded, if not the claim would trivially holds), and we can iteratively apply this result. Hence, we first prove Equation (48). Define for $a, b \in \mathcal{A}$,

$$I(t, s, a, b) := \frac{1}{2} \left(t_1 a_1 + a_2 \phi(t_2) \right) + \frac{1}{2} \left(s_1 b_1 - b_2 \phi(s_2) \right).$$

We want to show that the right hand side in Equation (48) is larger than $I(t, s, a, b)$ for all $t, s \in \mathcal{T}$ and $a, b \in \mathcal{A}$. Since we are taking the supremum over t, s, a, b , we can assume without loss of generality that

$$t_1 a_1 + a_2 \phi(t_2) \geq s_1 b_1 + b_2 \phi(s_2), \quad s_1 b_1 - b_2 \phi(s_2) \geq t_1 a_1 - a_2 \phi(t_2). \quad (49)$$

We can now define four quantities of interest, being

$$m = b_1 s_1 - b_2 \phi(s_2), \quad n = b_1 s_1 - L s_2 b_2, \quad m' = a_1 t_1 + L a_2 t_2, \quad n' = a_1 t_1 + a_2 \phi(t_2).$$

We would like to show that $2I(t, s, a, b) = m + n' \leq m' + n$. We consider four different cases, similarly to the proof of [Ledoux and Talagrand \(2011\)](#) and argue that for any value of $(a_1, a_2, b_1, b_2) \in \{0, 1\}^4$ the claim holds.

Case 1 Start from the case $a_2 t_2, s_2 b_2 \geq 0$. We know that $\phi(0) = 0$, so that $|b_2 \phi(s_2)| \leq L b_2 s_2$. Now assume that $a_2 t_2 \geq b_2 s_2$. In this case

$$m - n = L b_2 s_2 - b_2 \phi(s_2) \leq L a_2 t_2 - a_2 \phi(t_2) = m' - n' \quad (50)$$

since $|a_2\phi(t_2) - b_2\phi(s_2)| \leq L|a_2t_2 - b_2s_2| = L(a_2t_2 - b_2s_2)$. To see why this last claim holds, notice that for $a_2, b_2 = 1$, then the results hold by the condition $a_2t_2 \geq b_2s_2$ and Lipschitz continuity. If instead $a_2 = 1, b_2 = 0$, the claim trivially holds. While the case $a_2 = 0, b_2 = 1$, then it must be that $s_2 = 0$ since we assumed that $a_2t_2 \geq 0, b_2s_2 \geq 0$ and $a_2t_2 \geq b_2s_2$. Thus $m - n \leq m' - n'$. If instead $b_2s_2 \geq a_2t_2$, then use $-\phi$ instead of ϕ and switch the roles of s, t giving a similar proof.

Case 2 Let $a_2t_2 \leq 0, b_2s_2 \leq 0$. Then the proof is the same as Case 1, switching the signs where necessary.

Case 3 Let $a_2t_2 \geq 0, b_2s_2 \leq 0$. Then we have $a_2\phi(t_2) \leq La_2t_2$, since $a_2 \in \{0, 1\}$ and by Lipschitz properties of ϕ and similarly $-b_2\phi(s_2) \leq -b_2Ls_2$ so that

$$a_2\phi(t_2) - b_2\phi(s_2) \leq b_2Lt_2 - a_2Ls_2$$

proving the claim.

Case 4 Let $a_2t_2 \leq 0, b_2s_2 \geq 0$. Then similarly as above we have $-b_2\phi(s_2) \leq b_2Ls_2$ and $a_2\phi(t_2) \leq -a_2Lt_2$, so that the claim holds symmetrically as the previous case.

We now conclude the proof. Denote $[x]_+ = \max\{0, x\}$ and $[x]_- = \max\{-x, 0\}$. Then we have

$$\begin{aligned} & \mathbb{E} \left[\frac{1}{2} \sup_{t \in \mathcal{T}, \alpha \in \mathcal{A}} \left| \sum_{i=1}^n \sigma_i \phi_i(t_i) \alpha_i \right| \right] \\ & \leq \mathbb{E} \left[\frac{1}{2} \sup_{t \in \mathcal{T}, \alpha \in \mathcal{A}} \left(\sum_{i=1}^n \sigma_i \phi_i(t_i) \alpha_i \right)_+ \right] + \mathbb{E} \left[\frac{1}{2} \sup_{t \in \mathcal{T}, \alpha \in \mathcal{A}} \left(\sum_{i=1}^n \sigma_i \phi_i(t_i) \alpha_i \right)_- \right] \\ & \leq \mathbb{E} \left[\sup_{t \in \mathcal{T}, \alpha \in \mathcal{A}} \left(\sum_{i=1}^n \sigma_i \phi_i(t_i) \alpha_i \right)_+ \right] \end{aligned}$$

where the last inequality follows by symmetry of σ_i and the fact that $(-x)_- = (x)_+$. Notice that $\sup_x (x)_+ = (\sup_x x)_+$. Therefore, using Equation (48)

$$\begin{aligned} \mathbb{E} \left[\sup_{t \in \mathcal{T}, \alpha \in \mathcal{A}} \left(\sum_{i=1}^n \sigma_i \phi_i(t_i) \alpha_i \right)_+ \right] &= \mathbb{E} \left[\left(\sup_{t \in \mathcal{T}, \alpha \in \mathcal{A}} \sum_{i=1}^n \sigma_i \phi_i(t_i) \alpha_i \right)_+ \right] \leq \mathbb{E} \left[\left(\sup_{t \in \mathcal{T}, \alpha \in \mathcal{A}} \sum_{i=1}^n L \sigma_i t_i \alpha_i \right)_+ \right] \\ &\leq \mathbb{E} \left[\left| \sup_{t \in \mathcal{T}, \alpha \in \mathcal{A}} \sum_{i=1}^n \sigma_i \phi_i(t_i) \alpha_i \right| \right] \leq \mathbb{E} \left[\sup_{t \in \mathcal{T}, \alpha \in \mathcal{A}} \left| \sum_{i=1}^n \sigma_i \phi_i(t_i) \alpha_i \right| \right] \end{aligned}$$

which completes the proof. \square

To apply Lemma B.12, we need to prove Lipschitz continuity of the function of interest. We do so in the next lemma.

Lemma B.13. *Let Assumption 2.6 hold. For any $N \in \mathbb{Z}$ the weights as defined in Equation (7) are $\frac{2}{\delta}$ -Lipschitz in their second argument.*

Proof. Let $O_i = (Z_i, D_i, \sum_{k \in N_i} D_k)$ be the data of interest. Then for any $N, N' \in \mathbb{Z}$

$$\left| w(d, N, O_i) - w(d, N', O_i) \right| = \left| \frac{1\{N = \sum_{k \in N_i} D_k, d = D_i\}}{e(d, N, Z_i)} - \frac{1\{N' = \sum_{k \in N_i} D_k, d = D_i\}}{e(d, N, Z_i)} \right| \leq \frac{2}{\delta} |N - N'|.$$

The last inequality follows from the fact that by Assumption 2.6, and the triangular inequality,

$$\left| w(d, N, O_i) - w(d, N', O_i) \right| \leq \frac{1\{N' = \sum_{k \in N_i} D_k, d = D_i\}}{e(d, N, Z_i)} + \frac{1\{N = \sum_{k \in N_i} D_k, d = D_i\}}{e(d, N, Z_i)} \leq \frac{2}{\delta}.$$

Since for $N \neq N'$, $|N - N'| \geq 1$,

$$\frac{2}{\delta} \leq \frac{2}{\delta} |N - N'|.$$

For $N = N'$, $\left| w(d, N, O_i) - w(d, N', O_i) \right| = 0$. □

We build on two different lemmas to guarantee uniform bound for independent but not necessarily distributed random variables.

Lemma B.14. (*Lemma A.1, Kitagawa and Tetenov (2017)*) Let $t_0 > 1$, define

$$g(t) := \begin{cases} 0, & \text{for } t = 0 \\ t^{-1/2}, & t \geq 1 \end{cases}, \quad h(t) = t_0^{-1/2} - \frac{1}{2} t_0^{-3/2} (t - t_0) + t_0^{-2} (t - t_0).$$

Then $g(t) \leq h(t)$, for $t = 0$ and all $t \geq 1$.

Lemma B.15. Let X_1, \dots, X_n be independent Bernoulli random variables with $b_i \sim \text{Bern}(p_i)$. Let $\bar{p} = \frac{1}{n} \sum_{i=1}^n p_i$ with $n\bar{p} > 1$ and $g(\cdot)$ as defined in the Lemma B.14. Then

$$\mathbb{E} \left[g \left(\sum_{i=1}^n X_i \right) \right] < 2(n\bar{p})^{-1/2}$$

Proof. The proof follows similarly as in Kitagawa and Tetenov (2017). Let $h(\cdot)$ be the

function defined in Lemma B.14 with $t_0 = n\bar{p}$. By Lemma B.14,

$$\begin{aligned}
\mathbb{E}\left[g\left(\sum_{i=1}^n X_i\right)\right] &\leq \mathbb{E}\left[h\left(\sum_{i=1}^n X_i\right)\right] \\
&= \mathbb{E}\left[(n\bar{p})^{-1/2} - \frac{1}{2}\sqrt{(n\bar{p})^3}\left(\sum_{i=1}^n X_i - \sum_{i=1}^n \mathbb{E}[X_i]\right) + (n\bar{p})^{-2}\left(\sum_{i=1}^n X_i - \sum_{i=1}^n \mathbb{E}[X_i]\right)^2\right] \\
&= (n\bar{p})^{-1/2} - \frac{1}{2}(n\bar{p})^{-3/2}0 + (n\bar{p})^{-2}\text{Var}\left(\sum_{i=1}^n X_i\right) \\
&= (n\bar{p})^{-1/2} + (n\bar{p})^{-2}\sum_{i=1}^n p_i(1-p_i) \\
&\leq (n\bar{p})^{-1/2} + (n\bar{p})^{-2}\sum_{i=1}^n p_i \\
&= (n\bar{p})^{-1/2} + (n\bar{p})^{-2}n\bar{p} \\
&= (n\bar{p})^{-1/2} + (n\bar{p})^{-1} < 2(n\bar{p})^{-1/2}
\end{aligned}$$

since $n\bar{p} > 1$ and $(n\bar{p})^{-1} < (n\bar{p})^{-1/2}$. \square

We aim to provide upper bounds on the Rademacher complexity for function classes with bounded Dudley's entropy integral, and with observations that (for the moment) we let to be independent but not identically distributed. In the next lemma we extend Lemma A.5 in Kitagawa and Tetenov (2017) to the case of class of functions with bounded Dudley's entropy integral for independent but *not* necessarily identically distributed random variables.

Lemma B.16. *Let \mathcal{F} a class of uniformly bounded functions, i.e. there exist $\bar{F} < \infty$, such that $\|f\|_\infty \leq \bar{F}$ for all $f \in \mathcal{F}$. Let $(Y_i, Z_i) \sim \mathcal{P}_i$, where $Y \geq 0$ is a scalar (Y, Z may be dependent). Let $\{(Y_i, Z_i)\}_{i=1}^n$ be pairwise independent (but not necessarily identically distributed). Assume that for some $\varepsilon > 0$,*

$$\mathbb{E}[Y_i^{2+u}] < B, \quad \forall i \in \{1, \dots, n\}.$$

In addition assume that for any fixed points z_1^n , for some $V < \infty$,

$$\int_0^D \sqrt{\log\left(\mathcal{N}_1\left(u, \mathcal{F}(z_1^n)\right)\right)} du < \sqrt{V},$$

where D denotes the maximum diameter of $\mathcal{F}(z_1^n)$ according to the metric $d(f, g) = \frac{1}{n} \sum_{i=1}^n |f(z_i) - g(z_i)|$. Let σ_i be i.i.d Rademacher random variables independent

of Y, Z . Then there exist a constant $0 < C_{\bar{F}} < \infty$ that only depend on \bar{F} and u , such that

$$\int_0^\infty \mathbb{E} \left[\sup_{f \in \mathcal{F}} \left| \frac{1}{n} \sigma_i \sum_{i=1}^n f(Z_i) 1\{Y_i > y\} \right| \right] \leq C_{\bar{F}} \sqrt{\frac{BV}{n}}$$

for all $n \geq 1$.

Proof. First, define

$$\xi_n(y) = \sup_{f \in \mathcal{F}} \left| \frac{1}{n} \sum_{i=1}^n f(Z_i) 1\{Y_i > y\} \sigma_i \right|.$$

Denote $\bar{p}(y) = \frac{1}{n} \sum_{i=1}^n P(Y_i > y)$.

Consider first values of y for which $n\bar{p}(y) = \sum_{i=1}^n P(Y_i > y) \leq 1$. Due to the envelope condition, and the definition of Rademacher random variables, we have

$$\left| \frac{1}{n} \sum_{i=1}^n f(Z_i) 1\{Y_i > y\} \sigma_i \right| \leq \bar{F} \frac{1}{n} \sum_{i=1}^n 1\{Y_i > y\}, \forall f \in \mathcal{F}.$$

Taking expectations we have

$$\mathbb{E}[\xi_n(y)] \leq \bar{F} \mathbb{E} \left[\frac{1}{n} \sum_{i=1}^n 1\{Y_i > y\} \right] = \bar{F} \bar{p}(y)$$

and the right hand side is bounded by $\bar{F} \frac{1}{n}$ for this particular case.

Consider now values of y such that $n\bar{p}(y) > 1$. Define the random variable $N_y = \sum_{i=1}^n 1\{Y_i > y\}$. Then we can write

$$\frac{1}{n} \sum_{i=1}^n f(X_i) 1\{Y_i > y\} \sigma_i = \begin{cases} 0 & \text{if } N_y = 0 \\ \frac{N_y}{n} \frac{1}{N_y} \sum_{i=1}^n f(Z_i) 1\{Y_i > y\} \sigma_i & \text{if } N_y \geq 1. \end{cases}$$

If $N_y \geq 1$, then

$$\begin{aligned} \xi_n(y) &= \sup_{f \in \mathcal{F}} \left| \frac{N_y}{n} \frac{1}{N_y} \sum_{i=1}^n f(Z_i) \sigma_i 1\{Y_i > y\} \right| \\ &= \sup_{f \in \mathcal{F}} \left| \frac{N_y}{n} \frac{1}{N_y} \sum_{i=1}^n f(Z_i) \sigma_i 1\{Y_i > y\} - \bar{p}(y) \frac{1}{N_y} \sum_{i=1}^n f(Z_i) 1\{Y_i > y\} \sigma_i + \right. \\ &\quad \left. + \bar{p}(y) \frac{1}{N_y} \sum_{i=1}^n f(Z_i) 1\{Y_i > y\} \sigma_i \right| \\ &\leq \left| \frac{N_y}{n} - \bar{p}(y) \right| \sup_{f \in \mathcal{F}} \left| \frac{1}{N_y} \sum_{i=1}^n f(Z_i) 1\{Y_i > y\} \sigma_i \right| + \bar{p}(y) \sup_{f \in \mathcal{F}} \left| \frac{1}{N_y} \sum_{i=1}^n f(Z_i) \sigma_i 1\{Y_i > y\} \right|. \end{aligned}$$

Denote \mathbb{E}_σ the expectation only with respect to the Rademacher random variables σ . Conditional on N_y , $\xi_n(y)$ sums over N_y terms. Therefore, for a constant $0 < C_1 < \infty$ that only depend on \bar{F} ,

$$\mathbb{E}_\sigma \left[\bar{p}(y) \sup_{f \in \mathcal{F}} \left| \frac{1}{N_y} \sum_{i=1}^n f(Z_i) \sigma_i 1\{Y_i > y\} \right| \right] \leq C_1 \bar{p}(y) \sqrt{V} g(N_y)$$

by Lemma B.10, where $g(\cdot)$ is defined in Lemma B.14. Similarly,

$$\mathbb{E}_\sigma \left[\left| \frac{N_y}{n} - \bar{p}(y) \right| \sup_{f \in \mathcal{F}} \left| \frac{1}{N_y} \sum_{i=1}^n f(Z_i) 1\{Y_i > y\} \sigma_i \right| \right] \leq \left| \frac{N_y}{n} - \bar{p}(y) \right| C_1 \sqrt{V} g(N_y).$$

For $N_y \geq 1$, it follows by the law of iterated expectations,

$$\mathbb{E}[\xi_n(y)|N_y] \leq \left| \frac{N_y}{n} - \bar{p}(y) \right| C_1 \sqrt{V} g(N_y) + C_1 \bar{p}(y) \sqrt{V} g(N_y) \leq \left| \frac{N_y}{n} - \bar{p}(y) \right| C_1 \sqrt{V} + C_1 \bar{p}(y) \sqrt{V} g(N_y) \quad (51)$$

where the last inequality follows by the definition of the $g(\cdot)$ function and the fact that $N_y \in \{0, 1, \dots\}$. For $N_y = 0$ instead, we have

$$\mathbb{E}[\xi_n(y)|N_y] \leq \left| \frac{N_y}{n} - \bar{p}(y) \right| C_1 \sqrt{V} g(N_y) + C_1 \bar{p}(y) \sqrt{V} g(N_y) = 0$$

by the definition of $g(\cdot)$. Hence, the bound in Equation (51) always holds. We are left to bound the unconditional expectation with respect to N_y . Notice first that

$$\mathbb{E} \left[\left| \frac{N_y}{n} - \bar{p}(y) \right| \right] \leq C_1 \sqrt{V} \sqrt{\mathbb{E} \left[\left| \frac{N_y}{n} - \bar{p}(y) \right|^2 \right]} = C_1 \sqrt{V} \sqrt{\text{Var} \left(\frac{1}{n} \sum_{i=1}^n 1\{Y_i > y\} \right)}.$$

By independence assumption,

$$\begin{aligned} C_1 \sqrt{V} \sqrt{\text{Var} \left(\frac{1}{n} \sum_{i=1}^n 1\{Y_i > y\} \right)} &= C_1 \sqrt{V} \sqrt{\frac{1}{n^2} \sum_{i=1}^n P(Y_i > y)(1 - P(Y_i > y))} \\ &\leq C_1 \sqrt{V} \sqrt{\frac{1}{n^2} \sum_{i=1}^n P(Y_i > y)}. \end{aligned}$$

In addition, since $n\bar{p}(y) > 1$, by Lemma B.16, $\mathbb{E}[g(N_y)] \leq \frac{2}{\sqrt{n}\sqrt{\bar{p}(y)}}$. Combining the inequalities, it follows

$$\begin{aligned} \mathbb{E}[\xi_n(y)] &\leq C_1 \sqrt{V} \sqrt{\frac{1}{n^2} \sum_{i=1}^n P(Y_i > y)} + \bar{p}(y) C_1 \sqrt{V} \frac{2}{\sqrt{n}\sqrt{\bar{p}(y)}} \\ &\leq 2(1 + C_1) \sqrt{\frac{V}{n}} \sqrt{\frac{1}{n} \sum_{i=1}^n P(Y_i > y)}. \end{aligned}$$

This bound is larger than the bound derived for $n\bar{p}(y) < 1$, up to a constant factor that depend on \bar{F} , namely up to $C_{\bar{F}} < \infty$. Therefore,

$$\mathbb{E}[\xi_n(y)] \leq C_{\bar{F}} \sqrt{\frac{V}{n}} \sqrt{\frac{1}{n} \sum_{i=1}^n P(Y_i > y)}.$$

We can now write

$$\begin{aligned} \int_0^\infty \mathbb{E}[\xi_n(y)] dy &\leq \int_0^\infty C_{\bar{F}} \sqrt{\frac{V}{n}} \sqrt{\sum_{i=1}^n \frac{P(Y_i > y)}{n}} dy = \int_0^1 C_{\bar{F}} \sqrt{\frac{V}{n}} \sqrt{\sum_{i=1}^n \frac{P(Y_i > y)}{n}} dy \\ &\quad + \int_1^\infty C_{\bar{F}} \sqrt{\frac{V}{n}} \sqrt{\sum_{i=1}^n \frac{P(Y_i > y)}{n}} dy. \end{aligned}$$

The first term is bounded as follows.

$$\int_0^1 C_{\bar{F}} \sqrt{\frac{V}{n}} \sqrt{\sum_{i=1}^n \frac{P(Y_i > y)}{n}} dy \leq C_{\bar{F}} \sqrt{\frac{V}{n}}.$$

The second term is bounded instead as follows.

$$\begin{aligned} \int_1^\infty C_{\bar{F}} \sqrt{\frac{V}{n}} \sqrt{\sum_{i=1}^n \frac{P(Y_i > y)}{n}} dy &\leq C_{\bar{F}} \sqrt{\frac{V}{n}} \int_1^\infty \sqrt{\sum_{i=1}^n \frac{\mathbb{E}[Y_i^{2+u}]}{ny^{2+u}}} dy \leq C_{\bar{F}} \sqrt{\frac{V}{n}} \int_1^\infty \sqrt{\frac{B}{y^{2+u}}} dy \\ &\leq C'_{\bar{F}} \sqrt{\frac{VB}{n}} \end{aligned}$$

for a constant $C'_{\bar{F}} < \infty$ that only depend on \bar{F} and u . \square

In the following lemma we combine previous results and we provide upper bounds on the Rademacher complexity of composition of functions with observations being independent but not identically distributed, under weak moment conditions.

Lemma B.17. *Let Π be a function class with $\pi : \mathbb{R}^d \mapsto \{0, 1\}$ for any $\pi \in \Pi$, with finite VC-dimension, denoted as $VC(\Pi)$. Let $\{Z_i\}_{i=1}^n = \{(V_i, X_i^1, X_i^2, \dots, X_i^h, O_i, Y_i)\}_{i=1}^n$ be pairwise independent random variables, with $\mathbb{E}[Y_i^{2+u}] < B_1 < \infty$ for all $i \in \{1, \dots, n\}$ for some $\varepsilon > 0$. Let $X^1, \dots, X^h, V \in \mathbb{R}^d, O \in \mathbb{R}^k$. Let $\sigma_1, \dots, \sigma_n$ be independent Rademacher random variables, independent on $\{Z_i\}_{i=1}^n$. Let $f : \mathbb{Z} \times \mathbb{R}^k \mapsto \mathbb{R}$ be L -Lipschitz in its first argument. Assume that $\mathbb{E}[f(0, O_i)^{2+u} Y_i^{2+u}] < B_2 < \infty$ for all $i \in \{1, \dots, n\}$ for some $u > 0$. Let $1 \leq h < \infty$. Then for a constant $C < \infty$ that only depend on u ,*

$$\mathbb{E}[\sup_{\pi \in \Pi} \left| \frac{1}{n} \sum_{i=1}^n f\left(\sum_{k \in \{1, \dots, h\}} \pi(X_i^{(k)}), O_i\right) \pi(V_i) \sigma_i Y_i \right|] \leq C(L+1) \sqrt{\frac{(h+1) \log(h+1) VC(\Pi) (B_1 + B_2)}{n}}$$

Proof. First, we add and subtract the value of the function $f(0, O_i)$ at zero. Namely,

$$\begin{aligned}
& \mathbb{E} \left[\sup_{\pi \in \Pi} \left| \frac{1}{n} \sum_{i=1}^n \sigma_i \left(f \left(\sum_{k \in \{1, \dots, h\}} \pi(X_i^{(k)}), O_i \right) - f(0, O_i) + f(0, O_i) \right) Y_i \pi(V_i) \right| \right] \\
& \leq \underbrace{\mathbb{E} \left[\sup_{\pi \in \Pi} \left| \frac{1}{n} \sum_{i=1}^n \sigma_i \left(f \left(\sum_{k \in \{1, \dots, h\}} \pi(X_i^{(k)}), O_i \right) - f(0, O_i) \right) Y_i \pi(V_i) \right| \right]}_{(1)} \\
& \quad + \underbrace{\mathbb{E} \left[\sup_{\pi \in \Pi} \left| \frac{1}{n} \sum_{i=1}^n \sigma_i f(0, O_i) Y_i \pi(V_i) \right| \right]}_{(2)}
\end{aligned} \tag{52}$$

where the last inequality follows by the triangular inequality.

We bound first term (1). First, we write the function of interest as follows

$$\begin{aligned}
& \mathbb{E} \left[\sup_{\pi \in \Pi} \left| \frac{1}{n} \sum_{i=1}^n \sigma_i \left(f \left(\sum_{k \in \{1, \dots, h\}} \pi(X_i^{(k)}), O_i \right) - f(0, O_i) \right) Y_i \pi(V_i) \right| \right] \\
& = \mathbb{E} \left[\sup_{\pi \in \Pi} \left| \frac{1}{n} \sum_{i=1}^n \sigma_i \left(f \left(\sum_{k \in \{1, \dots, h\}} \pi(X_i^{(k)}), O_i \right) - f(0, O_i) \right) |Y_i| \text{sign}(Y_i) \pi(V_i) \right| \right] \\
& \leq 2 \mathbb{E} \left[\sup_{\pi \in \Pi} \left| \frac{1}{n} \sum_{i=1}^n \tilde{\sigma}_i \left(f \left(\sum_{k \in \{1, \dots, h\}} \pi(X_i^{(k)}), O_i \right) - f(0, O_i) \right) |Y_i| \pi(V_i) \right| \right]
\end{aligned} \tag{53}$$

where $\tilde{\sigma}_i$ are Rademacher random variables independent on Z_1, \dots, Z_n ¹⁵. Since $|Y_i| > 0$, we can write the above expression as

$$\begin{aligned}
(53) & = 2 \mathbb{E} \left[\sup_{\pi \in \Pi} \left| \frac{1}{n} \sum_{i=1}^n \tilde{\sigma}_i \left(f \left(\sum_{k \in \{1, \dots, h\}} \pi(X_i^{(k)}), O_i \right) - f(0, O_i) \right) \int_0^\infty 1\{|Y_i| > y\} dy \pi(V_i) \right| \right] \\
& \leq 2 \mathbb{E} \left[\sup_{\pi \in \Pi} \int_0^\infty \left| \frac{1}{n} \sum_{i=1}^n \tilde{\sigma}_i \left(f \left(\sum_{k \in \{1, \dots, h\}} \pi(X_i^{(k)}), O_i \right) - f(0, O_i) \right) 1\{|Y_i| > y\} \pi(V_i) \right| dy \right] \\
& \leq 2 \int_0^\infty \mathbb{E} \left[\sup_{\pi \in \Pi} \left| \frac{1}{n} \sum_{i=1}^n \tilde{\sigma}_i \left(f \left(\sum_{k \in \{1, \dots, h\}} \pi(X_i^{(k)}), O_i \right) - f(0, O_i) \right) 1\{|Y_i| > y\} \pi(V_i) \right| \right] dy
\end{aligned}$$

where the last inequality follows by the properties of the supremum function and Fubini

¹⁵To check the last claim the reader might consider that $P(\tilde{\sigma}_i = 1|Y_i) = P(\sigma_i \text{sign}(Y_i) = 1|Y_i) = 1/2$.

theorem. We decompose the supremum over $\pi \in \Pi$ as follows.

$$\begin{aligned} & \int_0^\infty \mathbb{E} \left[\sup_{\pi \in \Pi} \left| \frac{1}{n} \sum_{i=1}^n \tilde{\sigma}_i \left(f \left(\sum_{k \in \{1, \dots, h\}} \pi(X_i^{(k)}), O_i \right) - f(0, O_i) \right) 1_{\{|Y_i| > y\}} \pi(V_i) \right| \right] \\ & \leq \int_0^\infty \mathbb{E} \left[\sup_{\pi_1 \in \Pi, \pi_2 \in \Pi} \left| \frac{1}{n} \sum_{i=1}^n \tilde{\sigma}_i \left(f \left(\sum_{k \in \{1, \dots, h\}} \pi_2(X_i^{(k)}), O_i \right) - f(0, O_i) \right) 1_{\{|Y_i| > y\}} \pi_1(V_i) \right| \right] \end{aligned}$$

Let $\phi_i(N) = f(N, O_i) - f(0, O_i)$. Conditional on the data, ϕ_i is not random. By assumption it is Lipschitz and $\phi_i(0) = 0$. By Lemma B.12 and Lemma B.13, and the law of iterated expectations,

$$\begin{aligned} & \int_0^\infty \mathbb{E} \left[\sup_{\pi_1 \in \Pi, \pi_2 \in \Pi} \left| \frac{1}{n} \sum_{i=1}^n \tilde{\sigma}_i \left(f \left(\sum_{k \in \{1, \dots, h\}} \pi_2(X_i^{(k)}), O_i \right) - f(0, O_i) \right) 1_{\{|Y_i| > y\}} \pi_1(V_i) \right| \right] \\ & = \int_0^\infty \mathbb{E} \left[\mathbb{E}_{\tilde{\sigma}} \left[\sup_{\pi_1 \in \Pi, \pi_2 \in \Pi} \left| \frac{1}{n} \sum_{i=1}^n \tilde{\sigma}_i \left(f \left(\sum_{k \in \{1, \dots, h\}} \pi_2(X_i^{(k)}), O_i \right) - f(0, O_i) \right) 1_{\{|Y_i| > y\}} \pi_1(V_i) \right| \right] \right] \\ & \leq L \int_0^\infty \mathbb{E} \left[\sup_{\pi_1 \in \Pi, \pi_2 \in \Pi} \left| \frac{1}{n} \sum_{i=1}^n \tilde{\sigma}_i \left(\sum_{k \in \{1, \dots, h\}} \pi_2(X_i^{(k)}) \right) 1_{\{|Y_i| > y\}} \pi_1(V_i) \right| \right]. \end{aligned} \tag{54}$$

We decompose the supremum as follows:

$$\begin{aligned} & L \int_0^\infty \mathbb{E} \left[\sup_{\pi_1 \in \Pi, \pi_2 \in \Pi} \left| \frac{1}{n} \sum_{i=1}^n \tilde{\sigma}_i \left(\sum_{k \in \{1, \dots, h\}} \pi_2(X_i^{(k)}) \right) 1_{\{|Y_i| > y\}} \pi_1(V_i) \right| \right] \\ & \leq L \int_0^\infty \mathbb{E} \left[\sup_{\pi_1 \in \Pi, \pi_2 \in \Pi, \dots, \pi_{h+1} \in \Pi} \left| \frac{1}{n} \sum_{i=1}^n \tilde{\sigma}_i \left(\sum_{k \in \{1, \dots, h\}} \pi_{k+1}(X_i^{(k)}) \right) 1_{\{|Y_i| > y\}} \pi_1(V_i) \right| \right] \end{aligned}$$

We re-parametrize the class of functions as follows.

$$\begin{aligned} & L \int_0^\infty \mathbb{E} \left[\sup_{\pi_1 \in \Pi, \pi_2 \in \Pi, \dots, \pi_{h+1} \in \Pi} \left| \frac{1}{n} \sum_{i=1}^n \tilde{\sigma}_i \left(\sum_{k \in \{1, \dots, h\}} \pi_{k+1}(X_i^{(k)}) \right) 1_{\{|Y_i| > y\}} \pi_1(V_i) \right| \right] \\ & = L \int_0^\infty \mathbb{E} \left[\sup_{\pi_1 \in \Pi, \pi_2 \in \Pi_2, \dots, \pi_{h+1} \in \Pi_{h+1}} \left| \frac{1}{n} \sum_{i=1}^n \tilde{\sigma}_i \left(\sum_{k \in \{1, \dots, h\}} \pi_{k+1}(Z_i) \right) 1_{\{|Y_i| > y\}} \pi_1(Z_i) \right| \right], \end{aligned}$$

Where Π_1, \dots, Π_{h+1} , are such that for a data point Z_i for all $\pi_j \in \Pi_j$, $\pi_j(Z_i) = \pi(Z_i^{(j:(j+d))})$ picks the entries indexed by $j : (j+d)$ ¹⁶. Namely each function $\pi_j \in \Pi_j$ picks the entries

¹⁶For instance, $\pi_1(Z_1) = \pi(V_1)$.

of the data point Z_i that corresponds to the values at which the policy is evaluated in Equation (54). By Lemma B.9, $VC(\Pi_j) = VC(\Pi)$ for all $j \in \{1, \dots, h\}$ ¹⁷. Let

$$\tilde{\Pi} = \left\{ \pi_1 \left(\sum_{j=1}^h \pi_{j+1} \right), \pi_k \in \Pi_k, k = 1, \dots, h+1 \right\}.$$

For any fixed point data point z_1^n , by Lemma B.11, the Dudley's integral of the function class $\tilde{\Pi}(z_1^n)$ is bounded by $C\sqrt{(h+1)\log(h+1)VC(\Pi)}$, for a constant C . Therefore, by Lemma B.16,

$$\begin{aligned} & \int_0^\infty \mathbb{E} \left[\sup_{\pi_1 \in \Pi_1, \pi_2 \in \Pi_2, \dots, \pi_{h+1} \in \Pi_{h+1}} \left| \frac{1}{n} \sum_{i=1}^n \tilde{\sigma}_i \left(\sum_{k \in \{1, \dots, h\}} \pi_{k+1}(X_i^{(k)}) \right) 1\{|Y_i| > y\} \pi_1(V_i) \right| \right] \\ & \leq C \sqrt{B_1(h+1) \frac{VC(\Pi) \log(h+1)}{n}} \end{aligned}$$

for a constant C .

Next, we bound the term (2) in Equation (52). Following the same argument used for term (1), we have

$$\begin{aligned} \mathbb{E} \left[\sup_{\pi \in \Pi} \left| \frac{1}{n} \sum_{i=1}^n \tilde{\sigma}_i f(0, O_i) Y_i \pi(V_i) \right| \right] & \leq 2 \mathbb{E} \left[\sup_{\pi \in \Pi} \left| \frac{1}{n} \sum_{i=1}^n \tilde{\sigma}_i |f(0, O_i) Y_i| \pi(V_i) \right| \right] \\ & \leq \int_0^\infty 2 \mathbb{E} \left[\sup_{\pi \in \Pi} \left| \frac{1}{n} \sum_{i=1}^n \tilde{\sigma}_i 1\{|f(0, O_i) Y_i| > y\} \pi(V_i) \right| \right] dy \end{aligned}$$

Since Π has finite VC-dimension, and it contains functions mapping to $\{0, 1\}$, by Theorem 2.6.7 of Van Der Vaart and Wellner (1996)¹⁸, $\int_0^2 \sqrt{\mathcal{N}_2(u, \Pi(z_1^n))} du < C\sqrt{VC(\Pi)}$ for a constant C . Hence, by Lemma B.16,

$$\int_0^\infty 2 \mathbb{E} \left[\sup_{\pi \in \Pi} \left| \frac{1}{n} \sum_{i=1}^n \tilde{\sigma}_i 1\{|f(0, O_i) Y_i| > y\} \pi(V_i) \right| \right] dy \leq c'_0 \sqrt{\frac{B_2 VC(\Pi)}{n}}$$

for a constant c'_0 . Since we have bound both (2) and (1) in Equation (52), the proof is complete. \square

In the next lemma we provide bounds on the Rademacher complexity of locally dependent random variables. We let $\{Z_i\}_{i=1}^n = \{(V_i, X_{j \in N_i}, O_i, Y_i)\}_{i=1}^n$ be arbitrary random corresponding to the focal units.

¹⁷The reader might recognize that each $\pi_j \in \Pi_j$ can be written as the sum of π and functions constant at zero.

¹⁸The argument is the same used in the proof of Lemma B.11.

Lemma B.18. Let Π be a class of functions with $\pi : \mathbb{R}^d \mapsto \{0, 1\}$ for any $\pi \in \Pi$. Assume that it has finite VC-dimension, namely $\text{VC}(\Pi) < \infty$. Let $\{Z_i\}_{i=1}^n = \{(V_i, X_{j \in N_i}, O_i, Y_i)\}_{i=1}^n$ be n random variables of interest such that for any $A \in \mathcal{A}$ being the population adjacency matrix, $Z_i \perp Z_j | A$ if $j \notin \{i\} \cup N_i \cup \{N_k, k \in N_i\} \cup \{N_v, v \in N_k\}$. Assume that $\mathbb{E}[Y_i^{2+u} | A] < B_1 < \infty$, for all i . Let $X_i, V_i \in \mathbb{R}^d, O_i \in \mathbb{R}^p$. Let $\sigma_1, \dots, \sigma_n$ be independent Rademacher random variables, independent on $\{Z_i\}_{i=1}^n$. Let $f : \{0, 1\} \times \mathbb{Z} \times \mathbb{R}^p \mapsto \mathbb{R}$ be L -Lipschitz in its second argument. Assume that $\mathbb{E}[f(d, 0, O_i)^{2+u} Y_i^{2+u} | A] < B_2 < \infty$ for all $i \in \{1, \dots, n\}$, $d \in \{0, 1\}$ for some $u > 0$. Then for a constant $C < \infty$ that only depends on u ,

$$\mathbb{E} \left[\sup_{\pi \in \Pi} \left| \frac{1}{n} \sum_{i=1}^n f(\pi(V_i), h_i(\pi), O_i) \sigma_i Y_i \right| | A \right] \leq C(L+1) \mathcal{N}_n^4 \log(\mathcal{N}_n + 1) \sqrt{\frac{(B_1 + B_2) \text{VC}(\Pi)}{n}}$$

where $h_i(\pi) = \sum_{k \in N_i} \pi(X_i^{(k)})$.

Proof. By the triangular inequality,

$$\begin{aligned} & \mathbb{E} \left[\sup_{\pi \in \Pi} \left| \frac{1}{n} \sum_{i=1}^n f(\pi(V_i), h_i(\pi), O_i) \sigma_i Y_i \right| | A \right] \\ & \leq \underbrace{\mathbb{E} \left[\sup_{\pi \in \Pi} \left| \frac{1}{n} \sum_{i=1}^n f(1, h_i(\pi), O_i) \pi(V_i) \sigma_i Y_i \right| | A \right]}_{(I)} \\ & \quad + \underbrace{\mathbb{E} \left[\sup_{\pi \in \Pi} \left| \frac{1}{n} \sum_{i=1}^n f(0, h_i(\pi), O_i) (1 - \pi(V_i)) \sigma_i Y_i \right| | A \right]}_{(II)}. \end{aligned}$$

We proceed by bounding the first term in the summation, while the second term follows similarly. We denote \mathcal{C}_n^2 the proper cover of A_n^2 , where A_n^2 is defined in Definition A.3 and \mathcal{C}_n^2 is defined in Definition A.1. Notice that \mathcal{C}_n^2 is measurable with respect to the sigma-algebra generated by A . Conditional on A , we write

$$\begin{aligned} & \mathbb{E} \left[\sup_{\pi \in \Pi} \left| \frac{1}{n} \sum_{i=1}^n f(1, h_i(\pi), O_i) \pi(V_i) \sigma_i Y_i \right| | A \right] \\ & = \mathbb{E} \left[\sup_{\pi \in \Pi} \left| \frac{1}{n} \sum_{\mathcal{C}_n^2(j) \in \mathcal{C}_n^2} \sum_{i \in \mathcal{C}_n^2(j)} f(1, h_i(\pi), O_i) \pi(V_i) \sigma_i Y_i \right| | A \right] \\ & \leq \mathbb{E} \left[\sum_{\mathcal{C}_n^2(j) \in \mathcal{C}_n^2} \underbrace{\mathbb{E} \left[\sup_{\pi \in \Pi} \left| \frac{1}{n} \sum_{i \in \mathcal{C}_n^2(j)} f(1, h_i(\pi), O_i) \pi(V_i) \sigma_i Y_i \right| | A \right]}_{(i)} \right]. \end{aligned}$$

We focus on bounding (i) first. We decompose the term into sums of terms that have the same number of neighbors. Namely,

$$\begin{aligned}
& \mathbb{E} \left[\sup_{\pi \in \Pi} \left| \frac{1}{n} \sum_{i \in \mathcal{C}_n^2(j)} f(1, h_i(\pi), O_i) \pi(V_i) \sigma_i Y_i \right| A \right] \\
&= \mathbb{E} \left[\sup_{\pi \in \Pi} \left| \sum_{l \in \{0, \dots, \mathcal{N}_n\}} \frac{1}{n} \sum_{i: |N_i|=l, i \in \mathcal{C}_n^2(j)} f(1, h_i(\pi), O_i) \pi(V_i) \sigma_i Y_i \right| A \right] \\
&\leq \mathbb{E} \left[\sum_{l \in \{0, \dots, \mathcal{N}_n\}} \mathbb{E} \left[\sup_{\pi \in \Pi} \left| \frac{1}{n} \sum_{i: |N_i|=l, i \in \mathcal{C}_n^2(j)} f(1, h_i(\pi), O_i) \pi(V_i) \sigma_i Y_i \right| A \right] \middle| A \right],
\end{aligned}$$

where the last inequality follows by the triangular inequality. Consider now the case of units having at least one neighbor. Namely consider units i such that $|N_i| \geq 1$. Then we have by Lemma B.17¹⁹,

$$\begin{aligned}
& \mathbb{E} \left[\sup_{\pi \in \Pi} \left| \frac{1}{n} \sum_{i: |N_i|=l, i \in \mathcal{C}_n^2(j)} f(1, \sum_{k \in N_i} \pi(X_i^{(k)}), O_i) \pi(V_i) \sigma_i Y_i \right| A \right] \\
&\leq CL \sqrt{\frac{\left| \{i : |N_i| = l, i \in \mathcal{C}_n^2(j)\} \right| (l+1) \log(l+1) (B_1 + B_2) \text{VC}(\Pi)}{n^2}},
\end{aligned}$$

where $\left| \{i : |N_i| = l, i \in \mathcal{C}_n^2(j)\} \right|$ denote the number of elements in $\left| \{i : |N_i| = l, i \in \mathcal{C}_n^2(j)\} \right|$. By Definition A.1,

$$\left| \{i : |N_i| = l, i \in \mathcal{C}_n^2(j)\} \right| \leq n.$$

Therefore, for a constant C that only depends on u ,

$$\begin{aligned}
& \mathbb{E} \left[\sup_{\pi \in \Pi} \left| \frac{1}{n} \sum_{i: |N_i|=l, i \in \mathcal{C}_n^2(j)} f(1, \sum_{k \in N_i} \pi(X_i^{(k)}), O_i) \pi(V_i) \sigma_i Y_i \right| A \right] \\
&\leq C(L+1) \sqrt{\frac{(l+1) \log(l+1) (B_1 + B_2) \text{VC}(\Pi)}{n}}.
\end{aligned}$$

¹⁹The reader might recall that random variables within each sub-cover are pairwise independent.

By concavity of the square-root function, we have

$$\begin{aligned}
& \mathbb{E} \left[\sum_{l \in \{1, \dots, \mathcal{N}_n\}} \mathbb{E} \left[\sup_{\pi \in \Pi} \left| \frac{1}{n} \sum_{i: |N_i|=l, i \in \mathcal{C}_n^2(j)} f \left(1, \sum_{k \in N_i} \pi(X_i^{(k)}), O_i \right) \pi(V_i) \sigma_i Y_i \right| A \right] \middle| A \right] \\
& \leq \mathbb{E} \left[\sum_{l \in \{1, \dots, \mathcal{N}_n\}} C(L+1) \sqrt{\frac{(l+1) \log(l+1) (B_1 + B_2) \text{VC}(\Pi)}{n}} \middle| A \right] \\
& \leq \mathbb{E} \left[C(L+1) \sqrt{\frac{\sum_{l \in \{1, \dots, \mathcal{N}_n\}} (l+1) \log(l+1) (B_1 + B_2) \text{VC}(\Pi)}{n}} \middle| A \right] \\
& \leq \mathbb{E} \left[C'(L+1) \sqrt{\frac{\mathcal{N}_n^2 \log(\mathcal{N}_n + 1) (B_1 + B_2) \text{VC}(\Pi)}{n}} \middle| A \right]
\end{aligned}$$

for some constant C' that only depend on u . Consider now the case where $|N_i| = 0$. By Lemma B.16,

$$\begin{aligned}
& \mathbb{E} \left[\sup_{\pi \in \Pi} \left| \frac{1}{n} \sum_{i: |N_i|=0, i \in \mathcal{C}_n^2(j)} f(1, 0, O_i) \pi(V_i) \sigma_i Y_i \right| A \right] \\
& \leq C'' \mathbb{E} \left[\sqrt{(B_1 + B_2) \frac{|i : |N_i| = 0, i \in \mathcal{C}_n^2(j)| \text{VC}(\Pi)}{n^2}} \middle| A \right]
\end{aligned}$$

for some constant C'' that only depend on u . Here $|i : |N_i| = 0, i \in \mathcal{C}_n^2(j)|$ denotes the number of elements in $\{i : |N_i| = 0, i \in \mathcal{C}_n^2(j)\}$. Notice that

$$C'' \mathbb{E} \left[\sqrt{(B_1 + B_2) \frac{|i : |N_i| = 0, i \in \mathcal{C}_n^2(j)| \text{VC}(\Pi)}{n^2}} \middle| A \right] \leq C'' \sqrt{(B_1 + B_2) \frac{\text{VC}(\Pi)}{n}}$$

The above inequality follows since by construction $|i : |N_i| = 0, i \in \mathcal{C}_n^2(j)| \leq n$. Summing over all possible sub-covers,

$$\begin{aligned}
& \mathbb{E} \left[\sum_{\mathcal{C}_n^2(j) \in \mathcal{C}_n^2} C(L+1) \sqrt{\frac{\mathcal{N}_n^2 \log(\mathcal{N}_n + 1) (B_1 + B_2) \text{VC}(\Pi)}{n}} + \sum_{\mathcal{C}_n^2(j) \in \mathcal{C}_n^2} C'' \sqrt{(B_1 + B_2) \frac{\text{VC}(\Pi)}{n}} \middle| A \right] \\
& \leq \mathbb{E} \left[\chi(A_n^2) \mathcal{N}_n \log(\mathcal{N}_n + 1) c_0 (L+1) \sqrt{\frac{(B_1 + B_2) \text{VC}(\Pi)}{n}} \middle| A \right]
\end{aligned}$$

where the last inequality follows since \mathcal{N}_n is a positive integer, for a constant $0 < c_0 < \infty$. Here $\chi(A_n^2)$ is defined in Definition A.2 and Definition A.3. The bound for (II) follows similarly. By Lemma B.5, $\chi(A_n^2) \leq 3\mathcal{N}_n^3$. The proof is complete. \square

The next lemma discuss the case of estimated conditional mean and propensity score function. The lemma follows from Kitagawa and Tetenov (2018).

Lemma B.19. (From Kitagawa and Tetenov (2018)) *The following holds.*

$$\sup_{\pi \in \Pi} W(\pi) - W(\hat{\pi}_{m^c, e^c}^{est}) \leq 2 \sup_{\pi \in \Pi} |W_n(\pi, m^c, e^c) - W(\pi)| + 2 \sup_{\pi \in \Pi} |\hat{W}_n(\pi, m^c, e^c) - W_n(\pi, m^c, e^c)|.$$

Proof. Let $\sup_{\pi \in \Pi} W(\pi) := W(\pi^*)$. Following the same argument of [Kitagawa and Tetenov \(2018\)](#)

$$\begin{aligned}
W(\pi^*) - W(\hat{\pi}_{m^c, e^c}^{est}) &\leq W(\pi^*) - W_n(\pi^*, m^c, e^c) + W_n(\hat{\pi}_{m^c, e^c}^{est}, m^c, e^c) - W(\hat{\pi}_{m^c, e^c}^{est}) \\
&\quad + W_n(\pi^*, m^c, e^c) - \hat{W}_n(\pi^*, m^c, e^c) + \hat{W}_n(\hat{\pi}_{m^c, e^c}^{est}, m^c, e^c) - W_n(\hat{\pi}_{m^c, e^c}^{est}, m^c, e^c) \\
&\leq 2 \sup_{\pi \in \Pi} |W_n(\pi, m^c, e^c) - W(\pi)| + W_n(\pi^*, m^c, e^c) - \hat{W}_n(\pi^*, m^c, e^c) \\
&\quad + \hat{W}_n(\hat{\pi}_{m^c, e^c}^{est}, m^c, e^c) - W_n(\hat{\pi}_{m^c, e^c}^{est}, m^c, e^c) \\
&\leq 2 \sup_{\pi \in \Pi} |W_n(\pi, m^c, e^c) - W(\pi, m^c, e^c)| \\
&\quad + 2 \sup_{\pi \in \Pi} |\hat{W}_n(\pi, m^c, e^c) - W_n(\pi, m^c, e^c)|
\end{aligned}$$

□

Proof of Lemma 5.1

First, by Lemma B.6 we can bound the expectation as

$$\mathbb{E} \left[\sup_{\pi \in \Pi} \left| \frac{1}{n} \sum_{i=1}^n \pi(X_i) - \mathbb{E}[\pi(X_i)] \right| \right] \leq 2 \mathbb{E} \left[\sup_{\pi \in \Pi} \left| \frac{1}{n} \sum_{i=1}^n \sigma_i \pi(X_i) \right| \right]. \quad (55)$$

By finiteness of the VC dimension, and by the fact that the maximum diameter of Π is two, we have as discussed in Chapter 5 in [Wainwright \(2019\)](#), that for a universal constant \bar{C}

$$\int_0^2 \sqrt{\log(\mathcal{N}_2(u, \Pi))} du \leq \bar{C} \sqrt{VC(\Pi)}. \quad (56)$$

Therefore by Lemma B.10

$$\mathbb{E} \left[\sup_{\pi \in \Pi} \left| \frac{1}{n} \sum_{i=1}^n \sigma_i \pi(X_i) \right| \right] \leq \bar{C}' \sqrt{VC(\Pi)/n}. \quad (57)$$

for a universal constant \bar{C}' . We are left to show concentration of the left-hand side in Equation (27) around its expectation. The claim follows by the bounded difference inequality ([Boucheron et al., 2003](#)).

Appendix C Theorems

In this section we prove the theorems in the main text. Results in the main text follow as corollaries of the following theorem.

Theorem C.1. *Suppose conditions in Theorem 4.1 holds. Then,*

$$\mathbb{E} \left[\sup_{\pi \in \Pi} |W(\pi) - W_n(\hat{\pi}_{m^c, e^c})| \right] \leq (\Gamma_1 + \Gamma_2) \frac{\bar{C}}{\delta} \left(L + \frac{L}{\delta_0^2} + \frac{1}{\delta_0^2} \right) \mathbb{E}[\mathcal{N}_n^4 \log(\mathcal{N}_n)] \sqrt{\frac{VC(\Pi)}{n}},$$

for a constant $\bar{C} < \infty$ that only depend on u .

Proof. To prove the result we will use Lemma B.18 combined with the symmetrization argument (Lemma B.6). Notice first that by Proposition 3.1, $\mathbb{E}[W_n(\pi, m^c, e^c)] = W(\pi)$. Therefore for $i \in \{1, \dots, n\}$

$$\begin{aligned} W(\pi) = & \mathbb{E} \left[\frac{1\{\pi(X_i) = D_i, \sum_{k \in N_i} \pi(X_k) = \sum_{k \in N_i} D_k\}}{e^c\left(\pi(X_i), \sum_{k \in N_i} \pi(X_k), Z_i\right)} \left(Y_i - m^c\left(\pi(X_i), \sum_{k \in N_i} \pi(X_k), Z_i\right) \right) \right] + \\ & + \mathbb{E} \left[m^c\left(\pi(X_i), \sum_{k \in N_i} \pi(X_k), Z_i\right) \right]. \end{aligned}$$

Using the triangular inequality, we decompose the supremum of the empirical process into three terms as follows.

$$\begin{aligned} \sup_{\pi \in \Pi} |W(\pi) - W_n(\pi, m^c, e^c)| & \leq \sup_{\pi \in \Pi} \left| T_1(\pi, m^c, e^c) - \mathbb{E}[T_1(\pi, m^c, e^c)] \right| \\ & + \sup_{\pi \in \Pi} \left| T_2(\pi, m^c, e^c) - \mathbb{E}[T_2(\pi, m^c, e^c)] \right| \\ & + \sup_{\pi \in \Pi} \left| T_3(\pi, m^c) - \mathbb{E}[T_3(\pi, m^c)] \right| \end{aligned}$$

where

$$\begin{aligned} T_1(\pi, m^c, e^c) &= \frac{1}{n} \sum_{i=1}^n \frac{1\{\pi(X_i) = D_i, \sum_{k \in N_i} \pi(X_k) = \sum_{k \in N_i} D_k\}}{e^c\left(\pi(X_i), \sum_{k \in N_i} \pi(X_k), Z_i\right)} Y_i \\ T_2(\pi, m^c, e^c) &= \frac{1}{n} \sum_{i=1}^n \frac{1\{\pi(X_i) = D_i, \sum_{k \in N_i} \pi(X_k) = \sum_{k \in N_i} D_k\}}{e^c\left(\pi(X_i), \sum_{k \in N_i} \pi(X_k), Z_i\right)} m^c\left(\pi(X_i), \sum_{k \in N_i} \pi(X_k), Z_i\right) \\ T_3(\pi, m^c) &= \frac{1}{n} \sum_{i=1}^n m^c\left(\pi(X_i), \sum_{k \in N_i} \pi(X_k), Z_i\right). \end{aligned} \tag{58}$$

Consider the first term. Then by Lemma B.6 and the law of iterated expectations,

$$\begin{aligned} & \mathbb{E} \left[\sup_{\pi \in \Pi} |T_1(\pi, m^c, e^c) - \mathbb{E}[T_1(\pi, m^c, e^c)]| \right] \\ & \leq 2\mathbb{E} \left[\mathbb{E} \left[\sup_{\pi \in \Pi} \left| \frac{1}{n} \sum_{i=1}^n \sigma_i \frac{1\{\pi(X_i) = D_i, \sum_{k \in N_i} \pi(X_k) = \sum_{k \in N_i} D_k\}}{e^c\left(\pi(X_i), \sum_{k \in N_i} \pi(X_k), Z_i\right)} Y_i \right| \middle| A \right] \right] \end{aligned}$$

for $\sigma_1, \dots, \sigma_n$ be independent Rademacher random variables. Under Assumption 4.2, by Lemma B.13

$\phi_i(d, S) := \frac{1\{d=D_i, S=\sum_{k \in N_i} D_k\}}{e^c(d, S, Z_i)}$ is $\frac{2}{\delta}$ -Lipschitz in S conditional on the data. In addition, the

function is bounded by Assumption 4.2, therefore,

$$\mathbb{E}\left[Y_i^{2+u} \frac{1\{\pi(X_i) = D_i, 0 = \sum_{k \in N_i} D_k\}}{e^c(\pi(X_i), 0, Z_i)^{2+u}} \middle| A\right] < \frac{\Gamma_1^2}{\delta_0^{2+u}} < \infty.$$

For e^c being a deterministic function, by Lemma B.18,

$$\begin{aligned} & \mathbb{E}\left[\mathbb{E}\left[\sup_{\pi \in \Pi} \left|\frac{1}{n} \sum_{i=1}^n \sigma_i \frac{1\{\pi(X_i) = D_i, \sum_{k \in N_i} \pi(X_k) = \sum_{k \in N_i} D_k\}}{e^c(\pi(X_i), \sum_{k \in N_i} \pi(X_k), Z_i)} Y_i\right| \middle| A\right]\right] \\ & \leq \frac{C}{\delta} \frac{1}{\delta_0^2} \mathbb{E}[\mathcal{N}_n^4 \log(\mathcal{N}_n)] \Gamma_1 \sqrt{\frac{VC(\Pi)}{n}}. \end{aligned}$$

Next, we bound the second term $\mathbb{E}[\sup_{\pi \in \Pi} |T_2(\pi, m^c, e^c) - \mathbb{E}[T_2(\pi, m^c, e^c)]|]$. First, notice that by assumption $m^c(d, S, Z_i)$ is Lipschitz in its second argument, and

$$\mathbb{E}\left[\frac{1\{\pi(X_i) = D_i, 0 = \sum_{k \in N_i} D_k\}}{e^c(\pi(X_i), 0, Z_i)^{2+u}} m^c(d, 0, Z_i)^{2+u} Y_i^{2+u} \middle| A\right] < \frac{\Gamma_2^2}{\delta_0^{2+u}} < \infty.$$

In order for Lemma B.18 to apply to the second term, we only need to prove that, conditional on $(Z_i, D_i, \sum_{k \in N_i} D_k)$,

$$o_i(d, N) := \frac{1\{d = D_i, N = \sum_{k \in N_i} D_k\}}{e^c(d, N, Z_i)} m^c(d, N, Z_i)$$

is Lipschitz in its second argument, for $N \in \mathbb{Z}$. This is the case since, by Assumption 4.2,

$$|o_i(d, N) - o_i(d, N')| \leq \frac{1}{\delta} |m^c(d, N, Z_i) - m^c(d, N', Z_i)| \leq \frac{L}{\delta} |N - N'|$$

since $m^c(d, N, Z_i)$ is L -Lipschitz. By Lemma B.6 and Lemma B.18, for the same argument used for the first term,

$$\mathbb{E}\left[\sup_{\pi \in \Pi} |T_2(\pi, m^c, e^c) - \mathbb{E}[T_2(\pi, m^c, e^c)]|\right] \leq C' \frac{(L+1)}{\delta_0^2 \delta} \mathbb{E}[\mathcal{N}_n^4 \log(\mathcal{N}_n)] \Gamma_2 \sqrt{\frac{VC(\Pi)}{n}}$$

for a constant C' that only depends on u . Similarly, by Lemma B.6 and Lemma B.18 and the same argument used for the first term,

$$\mathbb{E}\left[\sup_{\pi \in \Pi} |T_3(\pi, m^c) - \mathbb{E}[T_3(\pi, m^c)]|\right] \leq C'' (L+1) \mathbb{E}[\mathcal{N}_n^4 \log(\mathcal{N}_n)] \Gamma_2 \sqrt{\frac{VC(\Pi)}{n}}$$

for a constant C'' that only depends on u . □

In the following corollaries, we discuss the specific case of $W_n(\pi, m^c, 0)$ under violation of overlap assumption and correct specification of the conditional mean function.

Corollary. *Let Assumption 2.1, 2.2, 2.3, 2.4, 2.5, 4.1 hold. Then for a constant \bar{C} that only depend on ε ,*

$$\mathbb{E} \left[\sup_{\pi \in \Pi} |W(\pi) - W_n(\pi, m, 0)| \right] \leq \Gamma_2 \bar{C} (L + 1) \mathbb{E}[\mathcal{N}_n^4 \log(\mathcal{N}_n)] \sqrt{\frac{VC(\Pi)}{n}},$$

with $W(\pi)$ as in Equation (6).

Proof. The proof follows similarly as the one for Theorem 4.1. In particular, the proof follows from the argument used to bound $\sup_{\pi \in \Pi} |T_3(\pi, m) - \mathbb{E}[T_3(\pi, m)]|$ in Theorem 4.1, where $\mathbb{E}[m^c(\cdot)] = m(\cdot)$. □

Theorem 4.1 is a corollary of Theorem C.1. We state the corollary below.

Corollary. *Theorem 4.1 holds.*

Proof. By standard arguments,

$$\begin{aligned} & \mathbb{E} \left[\sup_{\pi \in \Pi} W(\pi) - W(\hat{\pi}_{m^c, e^c}) \right] \\ &= \mathbb{E} \left[\sup_{\pi \in \Pi} W(\pi) - W_n(\hat{\pi}_{m^c, e^c}, m^c, e^c) + W_n(\hat{\pi}_{m^c, e^c}, m^c, e^c) - W(\hat{\pi}_{m^c, e^c}) \right] \\ &\leq \mathbb{E} \left[\sup_{\pi \in \Pi} W(\pi) - W_n(\pi, m^c, e^c) + W_n(\hat{\pi}_{m^c, e^c}, m^c, e^c) - W(\hat{\pi}_{m^c, e^c}) \right] \\ &\leq \mathbb{E} \left[2 \sup_{\pi \in \Pi} |W(\pi) - W_n(\pi, m^c, e^c)| \right] \end{aligned}$$

where the last inequality follows by the triangular inequality. The bound on the right hand side is given by Theorem C.1. □

Corollary. *Theorem 4.3 and Theorem 4.4 hold.*

Proof. By Lemma B.19

$$\begin{aligned} \mathbb{E} \left[\sup_{\pi \in \Pi} W(\pi) - W(\hat{\pi}_{m^c, e^c}^{est}) \right] &\leq 2 \underbrace{\mathbb{E} \left[\sup_{\pi \in \Pi} |W_n(\pi, m^c, e^c) - W(\pi)| \right]}_{(I)} \\ &\quad + 2 \underbrace{\mathbb{E} \left[\sup_{\pi \in \Pi} |\hat{W}_n(\pi, \hat{m}^c, \hat{e}^c) - W_n(\pi, m^c, e^c)| \right]}_{(II)}. \end{aligned}$$

Term (I) is bounded by Theorem C.1 for Theorem 4.4 and by the Corollary C for Theorem 4.3. Term (II) is bounded by the the assumptions stated. □

Proof of Theorem 4.2

Similarly to what discussed in the previous corollaries, for the theorem to hold, we only need to show that

$$\mathbb{E} \left[\sup_{\pi \in \Pi} |W(\pi) - W_n(\hat{\pi}_{\hat{m}^c, \hat{e}^c}^{est})| \right] \leq (\Gamma_1 + \Gamma_2) \frac{\bar{C}}{\delta} \left(L + \frac{L}{\delta_0^2} + \frac{1}{\delta_0^2} \right) \mathbb{E}[\mathcal{N}_n^4 \log(\mathcal{N}_n)] \sqrt{\frac{\text{VC}(\Pi)}{n}},$$

for a constant $\bar{C} < \infty$ that only depend on u . The proof follows similarly to Theorem C.1. Notice first that by Proposition 3.1, $\mathbb{E}[W_n(\pi, \hat{m}^c, \hat{e}^c)] = W(\pi)$. Using the triangular inequality, we decompose the supremum of the empirical process into three terms as follows.

$$\begin{aligned} \sup_{\pi \in \Pi} |W(\pi) - W_n(\pi, \hat{m}^c, \hat{e}^c)| &\leq \sup_{\pi \in \Pi} \left| T_1(\pi, \hat{m}^c, \hat{e}^c) - \mathbb{E}[T_1(\pi, \hat{m}^c, \hat{e}^c)] \right| \\ &\quad + \sup_{\pi \in \Pi} \left| T_2(\pi, \hat{m}^c, \hat{e}^c) - \mathbb{E}[T_2(\pi, \hat{m}^c, \hat{e}^c)] \right| \\ &\quad + \sup_{\pi \in \Pi} \left| T_3(\pi, \hat{m}^c) - \mathbb{E}[T_3(\pi, \hat{m}^c)] \right| \end{aligned}$$

where

$$\begin{aligned} T_1(\pi, \hat{m}^c, \hat{e}^c) &= \frac{1}{n} \sum_{i=1}^n \frac{1\{\pi(X_i) = D_i, \sum_{k \in N_i} \pi(X_k) = \sum_{k \in N_i} D_k\}}{\hat{e}^c(\pi(X_i), \sum_{k \in N_i} \pi(X_k), Z_i)} Y_i \\ T_2(\pi, \hat{m}^c, \hat{e}^c) &= \frac{1}{n} \sum_{i=1}^n \frac{1\{\pi(X_i) = D_i, \sum_{k \in N_i} \pi(X_k) = \sum_{k \in N_i} D_k\}}{\hat{e}^c(\pi(X_i), \sum_{k \in N_i} \pi(X_k), Z_i)} \hat{m}^c\left(\pi(X_i), \sum_{k \in N_i} \pi(X_k), Z_i\right) \\ T_3(\pi, \hat{m}^c) &= \frac{1}{n} \sum_{i=1}^n \hat{m}^c\left(\pi(X_i), \sum_{k \in N_i} \pi(X_k), Z_i\right). \end{aligned} \tag{59}$$

Consider the first term. Let \mathcal{H}_e be the hold-out data set used for estimation of the propensity score and \mathcal{H}_m the hold-out data set used to estimate the conditional mean. Then by Lemma B.6 and the law of iterated expectations,

$$\begin{aligned} &\mathbb{E} \left[\sup_{\pi \in \Pi} |T_1(\pi, \hat{m}^c, \hat{e}^c) - \mathbb{E}[T_1(\pi, \hat{m}^c, \hat{e}^c)]| \right] \\ &\leq 2\mathbb{E} \left[\mathbb{E} \left[\sup_{\pi \in \Pi} \left| \frac{1}{n} \sum_{i=1}^n \sigma_i \frac{1\{\pi(X_i) = D_i, \sum_{k \in N_i} \pi(X_k) = \sum_{k \in N_i} D_k\}}{\hat{e}^c(\pi(X_i), \sum_{k \in N_i} \pi(X_k), Z_i)} Y_i \right| A, \mathcal{H}_e \right] \right] \end{aligned}$$

for $\sigma_1, \dots, \sigma_n$ be independent Rademacher random variables. Under Assumption 4.2, by Lemma B.13

$\phi_i(d, S) := \frac{1\{d=D_i, S=\sum_{k \in N_i} D_k\}}{\hat{e}^c(d, S, Z_i)}$ is $\frac{2}{\delta}$ -Lipschitz in S conditional on the data. In addition,

the function is bounded by assumption, therefore, by independence of \mathcal{H}_e with in-sample units,

$$\mathbb{E}\left[Y_i^{2+u} \frac{1\{\pi(X_i) = D_i, 0 = \sum_{k \in N_i} D_k\}}{\hat{e}^c(\pi(X_i), 0, Z_i)^{2+u}} \middle| A, \mathcal{H}_e\right] < \frac{\Gamma_1^2}{\delta_0^{2+u}} < \infty.$$

and therefore by Lemma B.18,

$$\begin{aligned} & \mathbb{E}\left[\mathbb{E}\left[\sup_{\pi \in \Pi} \left|\frac{1}{n} \sum_{i=1}^n \sigma_i \frac{1\{\pi(X_i) = D_i, \sum_{k \in N_i} \pi(X_k) = \sum_{k \in N_i} D_k\}}{\hat{e}^c(\pi(X_i), \sum_{k \in N_i} \pi(X_k), Z_i)} Y_i\right| \middle| A, \mathcal{H}_e\right]\right] \\ & \leq \frac{C}{\delta} \frac{1}{\delta_0^2} \mathbb{E}[\mathcal{N}_n^4 \log(\mathcal{N}_n)] \Gamma_1 \sqrt{\frac{VC(\Pi)}{n}}. \end{aligned}$$

Next, we bound the second term $\mathbb{E}[\sup_{\pi \in \Pi} |T_2(\pi, \hat{m}^c, \hat{e}^c) - \mathbb{E}[T_2(\pi, \hat{m}^c, \hat{e}^c)]|]$. First, notice that by assumption $\hat{m}^c(d, S, Z_i)$ is Lipschitz in its second argument, and

$$\mathbb{E}\left[\frac{1\{\pi(X_i) = D_i, 0 = \sum_{k \in N_i} D_k\}}{\hat{e}^c(\pi(X_i), 0, Z_i)^{2+u}} \hat{m}^c(d, 0, Z_i)^{2+u} Y_i^{2+u} \middle| A, \mathcal{H}_e, \mathcal{H}_m\right] < \frac{\Gamma_2^2}{\delta_0^{2+u}} < \infty.$$

Since by assumption

$$o_i(d, N) := \frac{1\{d = D_i, N = \sum_{k \in N_i} D_k\}}{\hat{e}^c(d, N, Z_i)} \hat{m}^c(d, N, Z_i)$$

is Lipschitz in its second argument by Lemma B.6 and Lemma B.18, for the same argument used for the first term,

$$\mathbb{E}\left[\sup_{\pi \in \Pi} |T_2(\pi, \hat{m}^c, \hat{e}^c) - \mathbb{E}[T_2(\pi, \hat{m}^c, \hat{e}^c)]|\right] \leq C' \frac{(L+1)}{\delta_0^2 \delta} \mathbb{E}[\mathcal{N}_n^4 \log(\mathcal{N}_n)] \Gamma_2 \sqrt{\frac{VC(\Pi)}{n}}$$

for a constant C' that only depends on u . Similarly, by Lemma B.6 and Lemma B.18 and the same argument used for the first term,

$$\mathbb{E}\left[\sup_{\pi \in \Pi} |T_3(\pi, \hat{m}^c) - \mathbb{E}[T_3(\pi, \hat{m}^c)]|\right] \leq C'' (L+1) \mathbb{E}[\mathcal{N}_n^4 \log(\mathcal{N}_n)] \Gamma_2 \sqrt{\frac{VC(\Pi)}{n}}$$

for a constant C'' that only depends on u .

Proof of Theorem 5.2

First notice that with probability $1 - \gamma$, by Lemma 5.1,

$$\begin{aligned} \int \hat{\pi}_{K_{\gamma,n}}(X) dF_X &\leq \frac{1}{n} \sum_{i=1}^n \hat{\pi}_{K_{\gamma,n}}(X_i) + 2\sqrt{\log(2/\gamma)/n} + \bar{C}\sqrt{VC(\Pi)/n} \\ &\leq K_{\gamma,n} + 2\sqrt{\log(2/\gamma)/n} + \bar{C}\sqrt{VC(\Pi)/n} \\ &= K + 4\sqrt{\log(2/\gamma)/n} + 2\bar{C}\sqrt{VC(\Pi)/n}. \end{aligned}$$

Let Π^{oc} be the function class whose elements $\pi \in \Pi$ satisfy the constraint in Equation (26) and Π^c the function class whose elements $\pi \in \Pi$ satisfy the constraint in Equation (28). By construction of $K_{\gamma,n}$, with probability $1 - \gamma$,

$$\Pi^{oc} \subseteq \Pi^c.$$

Therefore on the event having probability $1 - \gamma$,

$$\begin{aligned} \sup_{\pi \in \Pi^{oc}} W(\pi) - W(\hat{\pi}_{K_{\delta,n}}) &= \sup_{\pi \in \Pi^{oc}} W(\pi) - W_n(\hat{\pi}_{K_{\delta,n}}) + W_n(\hat{\pi}_{K_{\delta,n}}) - W(\hat{\pi}_{K_{\delta,n}}) \\ &\leq \sup_{\pi \in \Pi^{oc}} W(\pi) - W_n(\hat{\pi}_K^{oc}) + W_n(\hat{\pi}_{K_{\delta,n}}) - W(\hat{\pi}_{K_{\delta,n}}) \\ &\leq 2\sup_{\pi \in \Pi} |W(\pi) - W_n(\pi)|, \end{aligned} \tag{60}$$

where $\hat{\pi}_K^{oc}$ solves the optimization problem in Equation (26). The final result follows by Theorem C.1.

Appendix D Empirical Application: Details

In this section we discuss the algorithms used for the estimation of the confidence intervals and the estimation of the policy function. We split the sample in two folders, the first folder \mathcal{I}_2 containing the first three villages (approximately 700 observations) and the other denoted as \mathcal{I}_1 , containing 35 villages. The latter folder is used for estimating the welfare criterion and the policy function. For a given policy π we estimate the welfare by debiasing the welfare by

$$\hat{m}^{\mathcal{I}_1}(\pi^{\mathcal{I}_1}(X_i), \sum_{k \in N_i} \pi^{\mathcal{I}_1}(X_k), Z_i) - \hat{Bias}_i \tag{61}$$

where $\hat{Bias}_i = \hat{m}^{\mathcal{I}_1}(D_i, \sum_{k \in N_i} D_k, Z_i) - Y_i$. We construct confidence intervals as follows.

Bootstrap for NEWM

1. Partition clusters into two equally sized groups, denoted as $\mathcal{I}_1, \mathcal{I}_2$;

2. Estimate the nuisance functions and the policy function using only information on \mathcal{I}_1 ; denote such estimates as $\hat{m}^{\mathcal{I}_1}(\cdot), \hat{e}^{\mathcal{I}_1}(\cdot), \hat{\pi}^{\mathcal{I}_1}$;
3. For $b \in 1 : B$:
 - (a) Random sample n units by sampling $(Y_i, Z_i, D_i, D_{j \in N_i}, X_{j \in N_i})$ for units $i \in \mathcal{I}_2$;
 - (b) Compute

$$W^b := \frac{1}{n} \sum_{i=1}^n \hat{m}^{\mathcal{I}_1} \left(\pi^{\mathcal{I}_1}(X_i^*), \sum_{k \in N_i^*} \pi^{\mathcal{I}_1}(X_k^*), Z_i^* \right) - \hat{m}^{\mathcal{I}_1}(D_i^*, \sum_{k \in N_i^*} D_k^*, Z_i^*) + Y_i^*$$

4. Return critical quantiles of $\{W^b\}_{b=1}^B$,

The procedure is computationally efficient: in fact, it only requires to estimate the policy function once from in sample data. Under mutual independence, the condition is robust to estimation error of the policy and nuisance functions through the sampling splitting rule.

Appendix E Examples

Example 4.1

In this subsection we discuss the validity of the claim in Example 4.1. In the example we suppose that $\hat{m}^c(d, S, Z_i; \hat{\gamma}) = \Phi(d, s, Z_i) \hat{\gamma}$ is a parametric function linear in $\hat{\gamma}$ with regressors $\Phi(d, s, Z_i)$ for some known function $\Phi(\cdot)$. We denote $V_i = \Phi(D_i, \sum_{k \in N_i} D_k, Z_i)$ the vector of observed covariates and V the corresponding matrix of observed covariates. We denote the regularization parameter λ_n . We let Y_i be the observed outcome, and $\gamma = (\mathbb{E}[V_i' V_i])^{-1} \mathbb{E}[V_i' Y_i]$ ²⁰. We denote $\varepsilon_i = Y_i - V_i \gamma$. We state the following conditions:

Assumption E.1. Assume in addition that for each entry (j) of $\Phi(\cdot)$ and for each i, k ,

$$\begin{aligned} \mathbb{E} \left[\sup_{d \in \{0,1\}, s \leq |N_i|} \left(\Phi^{(j)}(d, s, Z_i) \right)^2 \middle| A \right] &\leq \sigma_1^2 < \infty \\ \mathbb{E} \left[\sup_{d, d' \in \{0,1\}, s \leq |N_i|, s' \leq |N_k|} \Phi^{(j)}(d, s, Z_i) \Phi^{(j)}(d', s', Z_k) \middle| A \right] &\leq \sigma_2^2 < \infty. \end{aligned}$$

Assume also

$$\text{Var} \left(V_i^{(j)} \varepsilon_i \middle| A \right), \text{Cov} \left(V_i^{(j)} \varepsilon_i, V_k^{(j)} \varepsilon_k \middle| A \right) \leq \sigma^2 < \infty.$$

Assumption E.1 imposes moment conditions on the variables of interest and on the covariance between variables. Next we impose the following set of regularity conditions.

²⁰Here Y_i denotes the random variables i under assignment $(D_i, \sum_{k \in N_i} D_k)$.

Assumption E.2. Assume that the minimum eigenvalue of $\frac{1}{n}V^\top V$ is bounded by $h > 0$.

Assumption E.2 is often assumed in low dimensional scenario. The assumption is mostly for expositional convenience and it can be replaced by the restricted eigenvalue condition (Tibshirani et al., 2015).

Finally, we impose conditions on the expected degree.

Assumption E.3. Assume that $\mathbb{E}[|\mathcal{J}_A(i)|] < J < \infty$ for all i , where $\mathcal{J}_A(i) = \{k \neq i : k \in N_i \cup N_{j \in N_i} \cup N_{u \in N_j, j \in N_i}\}$.

Assumption E.3 requires that the expected number of first, second and third degree neighbors is finite. The following result provides an asymptotic rate as $n \rightarrow \infty$. In this example the pseudo-true counterfactual response surface is $m^c(d, N, z) = \Phi(d, N, z)\gamma$.

Proposition E.1. *Let Assumption 2.1, 2.3, 2.4, E.1, E.2, E.3 hold and let m^c be linear in the parameters as discussed in this subsection. Let the parameters be estimated via Lasso. Then*

$$\sup_{\pi \in \Pi} \frac{1}{n} \sum_{i=1}^n \left| \hat{m}^c\left(\pi(X_i), \sum_{k \in N_i} \pi(X_k), Z_i\right) - m^c\left(\pi(X_i), \sum_{k \in N_i} \pi(X_k), Z_i\right) \right| = O_p(1/\sqrt{n}).$$

Remark 7. *The result allows individuals to be locally dependent. In addition, it assume only pairwise independence across those observations that do not have common neighbors. The result is low dimensional(i.e. fixed dimension of covariates).*

Proof. Assume

$$\begin{aligned} & \sup_{\pi \in \Pi} \frac{1}{n} \sum_{i=1}^n \left| \Phi\left(\pi(X_i), \sum_{k \in N_i} \pi(X_k), Z_i\right) \hat{\gamma} - \Phi\left(\pi(X_i), \sum_{k \in N_i} \pi(X_k), Z_i\right) \gamma \right| \\ & \leq \sup_{\pi \in \Pi} \frac{1}{n} \sum_{i=1}^n \left\| \Phi\left(\pi(X_i), \sum_{k \in N_i} \pi(X_k), Z_i\right) \right\|_\infty \|\hat{\gamma} - \gamma\|_1, \end{aligned}$$

where the last inequality follows by Holder's inequality.

By the union bound, for any $\pi \in \Pi$

$$\mathbb{P}\left(\frac{1}{n} \sum_{i=1}^n \left\| \Phi\left(\pi(X_i), \sum_{k \in N_i} \pi(X_k), Z_i\right) \right\|_\infty > t\right) \leq \sum_{j=1}^{\dim(\gamma)} \mathbb{P}\left(\frac{1}{n} \sum_{i=1}^n \Phi^{(j)}\left(\pi(X_i), \sum_{k \in N_i} \pi(X_k), Z_i\right) > t\right).$$

where $\Phi^{(j)}(\cdot)$ denotes the j th entry of the vector. By Chebishev inequality, for some $\infty > \mu_j^2 \geq 0$,

$$\mathbb{P}\left(\frac{1}{n} \sum_{i=1}^n \Phi^{(j)}\left(\pi(X_i), \sum_{k \in N_i} \pi(X_k), Z_i\right) > t\right) \leq \frac{\text{Var}\left(\frac{1}{n} \sum_{i=1}^n \Phi^{(j)}\left(\pi(X_i), \sum_{k \in N_i} \pi(X_k), Z_i\right)\right) + \mu_j^2}{t^2}.$$

By Assumption 2.4(local dependence), the variance conditional on A is written as

$$\begin{aligned} \text{Var}\left(\frac{1}{n} \sum_{i=1}^n \Phi^{(j)}\left(\pi(X_i), \sum_{k \in N_i} \pi(X_k), Z_i\right) \middle| A\right) &\leq \frac{1}{n^2} \sum_{i=1}^n \text{Var}\left(\Phi^{(j)}\left(\pi(X_i), \sum_{k \in N_i} \pi(X_k), Z_i\right) \middle| A\right) \\ &+ \frac{1}{n^2} \sum_{i=1}^n \sum_{u \in \mathcal{J}_{|A}(i)} \text{Cov}\left(\Phi^{(j)}\left(\pi(X_i), \sum_{k \in N_i} \pi(X_k), Z_i\right), \Phi^{(j)}\left(\pi(X_u), \sum_{k \in N_u} \pi(X_k), Z_u\right) \middle| A\right). \end{aligned}$$

Since variance and covariances are assumed to be bounded, it follows that

$$\begin{aligned} &\frac{1}{n^2} \sum_{i=1}^n \text{Var}\left(\Phi^{(j)}\left(\pi(X_i), \sum_{k \in N_i} \pi(X_k), Z_i\right) \middle| A\right) \\ &+ \sum_{u \in \mathcal{J}_{|A}(i)} \text{Cov}\left(\Phi^{(j)}\left(\pi(X_i), \sum_{k \in N_i} \pi(X_k), Z_i\right), \Phi^{(j)}\left(\pi(X_u), \sum_{k \in N_u} \pi(X_k), Z_u\right) \middle| A\right) \\ &\leq \frac{\sigma_1^2 n + \sum_{i=1}^n |\mathcal{J}_{|A}(i)| \sigma_2^2}{n^2} \end{aligned}$$

and therefore

$$\mathbb{E}\left[\text{Var}\left(\frac{1}{n} \sum_{i=1}^n \Phi^{(j)}\left(\pi(X_i), \sum_{k \in N_i} \pi(X_k), Z_i\right) \middle| A\right)\right] = \mathbb{E}\left[\frac{\sigma_1^2 n + \sum_{i=1}^n |\mathcal{J}_{|A}(i)| \sigma_2^2}{n^2}\right] \leq \frac{\sigma_1^2 + \sigma_2^2 J}{n}.$$

This implies that for $\mu = \max_{j \in \{1, \dots, \dim(\gamma)\}} \mu_j$, with probability $1 - \nu$,

$$\sup_{\pi \in \Pi} \frac{1}{n} \sum_{i=1}^n \|\Phi\left(\pi(X_i), \sum_{k \in N_i} \pi(X_k), Z_i\right)\|_{\infty} \leq \sqrt{\frac{\dim(\gamma) \sigma_1^2 + \sigma_2^2 J}{n\nu}} + \frac{\dim(\gamma) \mu^2}{\nu}. \quad (62)$$

By Theorem 11.1 in Tibshirani et al. (2015), for some $h > 0$ and $\lambda_n \geq 2\|\frac{1}{n} \sum_{i=1}^n V_i \varepsilon_i\|_{\infty}$, we have

$$\|\gamma - \hat{\gamma}\|_2 \leq \frac{4}{h} \sqrt{\frac{\dim(\gamma)}{n}} \sqrt{n} \lambda_n \Rightarrow \|\gamma - \hat{\gamma}\|_1 \leq \frac{16}{h} \sqrt{\frac{\dim(\gamma)^2}{n}} \sqrt{n} \lambda_n.$$

We are left to bound $\|\frac{1}{n} \sum_{i=1}^n V_i \varepsilon_i\|_{\infty}$. By the union bound,

$$\mathbb{P}\left(\left\|\frac{1}{n} \sum_{i=1}^n V_i \varepsilon_i\right\|_{\infty} > t\right) \leq \sum_{j=1}^{\dim(\gamma)} \mathbb{P}\left(\frac{1}{n} \sum_{i=1}^n V_i^{(j)} \varepsilon_i > t\right).$$

Using Chebishev inequality, since $\mathbb{E}[\varepsilon_i V_i^{(j)}] = 0$ by construction,

$$\mathbb{P}\left(\frac{1}{n} \sum_{i=1}^n V_i^{(j)} \varepsilon_i > t\right) \leq \frac{\text{Var}\left(\sum_{i=1}^n V_i^{(j)} \varepsilon_i\right)}{n^2 t^2}.$$

Using the law of iterated expectations,

$$\frac{\text{Var}\left(\sum_{i=1}^n V_i^{(j)} \varepsilon_i\right)}{n^2 t^2} = \mathbb{E}\left[\frac{\text{Var}\left(\sum_{i=1}^n V_i^{(j)} \varepsilon_i \middle| A\right)}{n^2 t^2}\right]$$

In addition,

$$\begin{aligned} \mathbb{E}\left[\frac{\text{Var}\left(\sum_{i=1}^n V_i^{(j)} \varepsilon_i \middle| A\right)}{n^2 t^2}\right] &= \\ &= \mathbb{E}\left[\frac{\sum_{i=1}^n \text{Var}\left(V_i^{(j)} \varepsilon_i \middle| A\right) + \sum_{k \in \mathcal{J}_{|A}} \text{Cov}\left(V_i^{(j)} \varepsilon_i, V_k^{(j)} \varepsilon_k \middle| A\right)}{n^2 t^2}\right] \leq \frac{n\sigma^2 + nJ\sigma^2}{n^2 t^2}. \end{aligned}$$

By the union bound, combining the latter equation with Equation (62) with probability $1 - 2\nu$,

$$\begin{aligned} &\sup_{\pi \in \Pi} \left| \frac{1}{n} \sum_{i=1}^n m^c\left(\pi(X_i), \sum_{k \in N_i} \pi(X_k), Z_i\right) - m^c\left(\pi(X_i), \sum_{k \in N_i} \pi(X_k), Z_i\right) \right| \\ &\leq \frac{16\dim(\gamma)}{h} \sqrt{\frac{\dim(\gamma)\sigma_1^2 + \sigma_2^2 J}{n\nu}} + \frac{\dim(\gamma)\mu^2}{\nu} \sqrt{\frac{\dim(\gamma)\sigma^2 J + \dim(\gamma)\sigma^2}{n\nu}}. \end{aligned}$$

□