

# Anomalous phase shift in a Josephson junction via an antiferromagnetic interlayer

D. S. Rabinovich,<sup>1,2,3</sup> I. V. Bobkova,<sup>3,2</sup> and A. M. Bobkov<sup>3</sup>

<sup>1</sup>*Skolkovo Institute of Science and Technology, Skolkovo 143026, Russia*

<sup>2</sup>*Moscow Institute of Physics and Technology, Dolgoprudny, 141700 Russia*

<sup>3</sup>*Institute of Solid State Physics, Chernogolovka, Moscow reg., 142432 Russia*

(Dated: April 13, 2023)

The anomalous ground state phase shift in S/AF/S Josephson junctions in the presence of the Rashba SO-coupling is predicted and numerically investigated. It is found to be a consequence of the uncompensated magnetic moment at the S/AF interfaces. The anomalous phase shift exhibits a strong dependence on the value of the SO-coupling and the sublattice magnetization with the simultaneous existence of stable and metastable branches. It depends strongly on the orientation of the Neel vector with respect to the S/AF interfaces via the dependence on the orientation of the interface uncompensated magnetic moment, what opens a way to control the Neel vector by supercurrent in Josephson systems.

The current-phase relation (CPR) of a Josephson junction (JJ) in its minimal form can be written as  $j = j_c \sin(\varphi - \varphi_0)$ , where  $j_c > 0$  is the critical current of the junction and  $\varphi$  is the phase difference between the superconducting leads. In the ground state, which corresponds to  $j = 0$ , the phase difference  $\varphi = \varphi_0$ . Ordinary Josephson junctions are characterized by  $\varphi_0 = 0$ . There are various examples, including superconductor/ferromagnet/superconductor JJs [1–3], JJs via nonequilibrium normal interlayer [4], composed of d-wave superconductors [5, 6], JJs through quantum dots [7] and gate-controlled carbon nanotubes [8], where  $\varphi_0 = \pi$  state is realized. The so-called anomalous ground state phase shift  $\varphi_0 \neq \pi n$  can also occur in systems with broken time-reversal symmetry. For more general non-sinusoidal CPR it means that condition  $j(\varphi) = -j(-\varphi)$  is violated. It has been reported that such a state can be realized in Josephson junctions with ferromagnetic interlayers or under externally applied Zeeman field in the presence of a spin-orbit(SO) coupling [9–24], as well as with inhomogeneous ferromagnetic interlayers without an external SO-coupling [23–32] and for JJs between unconventional superconductors [33, 34]. This effect has been observed in the Josephson junctions through a quantum dot[35],  $Bi_2Se_3$  and  $InAs$  interlayers [36–38]. The  $\varphi_0$ -shift should be distinguished from the symmetric ground state phase shift  $\pm|\varphi| \neq \pi n$ , which does not require the time-reversal symmetry breaking and can occur due to the presence of higher harmonics in the CPR [39, 40].

Furthermore, it was realized that the anomalous phase shift is of great interest for superconducting spintronics because provides a possibility for control of magnetization by supercurrent [28, 41–45] and electrical detection of magnetization dynamics [46].

Traditionally spintronic devices have been based on ferromagnetic materials. At the same time nowadays there is an emerging subfield of spintronics research in which the central role is played by antiferromagnets [47]. Among them are demonstrations of experimental micro-electronic memory devices [48–51], optical control of an-

tiferromagnetic spins [52–54], interplay of antiferromagnetic spintronics with topological phenomena [55–57], large anomalous Hall effect and topological Hall effect in non-collinear antiferromagnets [58–60]. However, the prospects of synergy between antiferromagnets and superconducting spintronics are practically not investigated yet. In this respect it was reported that an antiferromagnetic insulator with effectively uncompensated interface induces a spin splitting in the adjacent superconductor [61]. An enhancement of magnon-mediated superconductivity on the surface of the topological insulator was also predicted [62].

Josephson current through antiferromagnetic interlayers has already been investigated [63–67]. In particular, it was found that it is highly sensitive to the junction length revealing  $0 - \pi$ -transitions depending on the number of atomic layers. However, to the best of our knowledge, the anomalous ground state phase shift in Josephson junctions through antiferromagnets has not been reported. In the present Letter we predict an anomalous ground state phase shift in a Josephson junction through a metallic antiferromagnet in the presence of Rashba SO-coupling. Our findings open a way to Josephson detection of antiferromagnetic order dynamics and its control by supercurrent. It is found that this effect only exists if the antiferromagnet is uncompensated. However, we demonstrate that it cannot be explained by an influence of just one uncompensated magnetic layer and the AF order by itself is of crucial importance for obtaining essential values of the anomalous phase shift  $\varphi_0$ . The presence of surface magnetization, stemming from broken translational symmetry at interfaces has already been observed experimentally [68–72]. The effect can be also relevant to 2D antiferromagnets discovered recently [73–75], especially taking into account the large SO-coupling predicted for these materials.

*Model and method.* The sketch of the system under consideration is presented in Fig. 1. We focus on junctions with (110) oriented interfaces. Different situations were studied: the junction with uncompensated

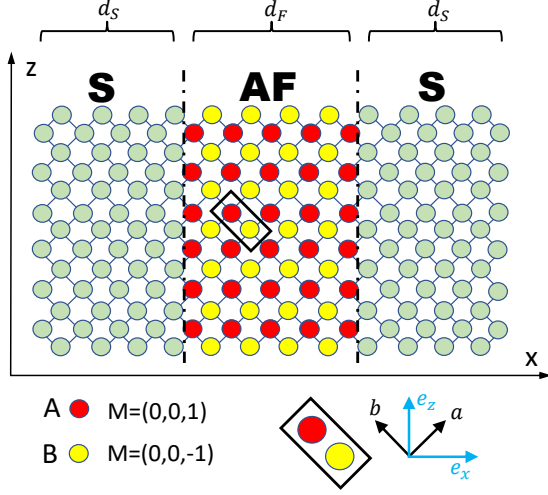


FIG. 1. System under consideration: S/AF/S junction in (110) orientation. The presented junction is called AA-junction in the text because the both interface planes of the antiferromagnet are occupied by A-atoms. The unit cell containing two neighboring atoms belonging to different sublattices is shown by the black bar. The basis vectors  $\mathbf{e}_{x,z}$  are shown together with the unit vectors  $\mathbf{a}$  and  $\mathbf{b}$  along the crystal axes.

magnetic moment, shown in the sketch (this example is called by AA-junction) and the junction with fully compensated magnetic moment (AB-junction). For studying the S/AF/S Josephson junction we consider the following two-dimensional mean-field Hamiltonian on a square lattice

$$H = -t \sum_{\langle ij \rangle \sigma} c_{i\sigma}^\dagger c_{j\sigma} + \sum_{\langle ij \rangle} (\Delta_i c_{i\uparrow}^\dagger c_{j\downarrow}^\dagger + H.c.) - \mu \sum_{i\sigma} \hat{n}_{i\sigma} + \sum_i \hat{c}_i^\dagger \mathbf{m}_i \boldsymbol{\sigma} \hat{c}_i + H_R, \quad (1)$$

where  $\Delta_i$  and  $\mathbf{m}_i$  denote the superconducting and magnetic order parameters, respectively. For a square lattice with the crystal coordinate axes  $a$  and  $b$ , the staggered magnetic order parameter takes the form  $\mathbf{m}_i = (-1)^{i_a+i_b} \mathbf{m}$ .  $c_{i\sigma}^\dagger$  creates an electron of spin  $\sigma$  on the site  $i$ ,  $t$  denotes the nearest-neighbor hopping integral,  $\mu$  is the filling factor, and  $\hat{n}_{i\sigma} = c_{i\sigma}^\dagger c_{i\sigma}$  is the particle number operator on site  $i$ .  $\hat{c}_i = (c_{i\uparrow}, c_{i\downarrow})^T$  and  $\boldsymbol{\sigma} = (\sigma_x, \sigma_y, \sigma_z)$  is a vector of Pauli matrices in spin space.

$H_R$  is the Rashba spin-orbit coupling due to the broken structural inversion symmetry and is relevant to common experimental geometries in which a thin AF film is on the substrate:

$$H_R = -i \frac{V_R}{\sqrt{2}} \sum_i \left[ \hat{c}_i^\dagger (\sigma_x + \sigma_z) \hat{c}_{i+\mathbf{b}} + \hat{c}_i^\dagger (\sigma_x - \sigma_z) \hat{c}_{i+\mathbf{a}} - H.c. \right], \quad (2)$$

where  $\mathbf{a}$  and  $\mathbf{b}$  are unit vectors along the corresponding crystal coordinate axes.

We diagonalize Hamiltonian (1) with the Bogoliubov transformations  $c_{i\sigma} = \sum_n u_{n\sigma}^i \hat{b}_n + v_{n\sigma}^{i*} \hat{b}_n^\dagger$ , where sum is taken over positive eigenstates of (1). To simplify the problem we consider the junction infinite along the interface. We take into account the magnetic crystal symmetry by introducing a unit cell which contains two neighboring atoms belonging to different magnetic sublattices A and B (see Fig 1). The Fourier transformation is taken to be of the form:

$$u_{n,\sigma}^{j,A(B)} = \frac{a}{\sqrt{2\pi}} \int_{-\pi/\sqrt{2}a}^{\pi/\sqrt{2}a} dk_z e^{ik_z a \sqrt{2}(j_z \pm 1/4)} u_{n,\sigma}^{j,A(B)}(k_z). \quad (3)$$

The same expression is also valid for  $v_{n,\sigma}^{j,A(B)}$ . The vector  $\mathbf{j} = (j_x, j_z)$  denotes coordinates of the cells,  $j_{x,z}$  are measured in units of the corresponding basis vectors  $\mathbf{e}_{x,z}$ , see Fig. 1. For definiteness we identify cell positions with positions of the associated site A.

The corresponding Bogoliubov-de Gennes (BdG) equations take the form

$$\begin{aligned} & -\mu \hat{u}_n^{j_x,A(B)} - 2t \cos \frac{k_z}{\sqrt{2}} (\hat{u}_n^{j_x,B(A)} + \hat{u}_n^{j_x \mp 1,B(A)}) + \\ & \mathbf{m}_{j_x}^{A(B)} \boldsymbol{\sigma} \hat{u}_n^{j_x,A(B)} + \Delta_{j_x}^{A(B)} i \sigma_y \hat{u}_n^{j_x,A(B)} + \frac{V_R}{\sqrt{2}} \times \\ & 2 \sin \frac{k_z}{\sqrt{2}} \sigma_x (\hat{u}_n^{j_x,B(A)} + \hat{u}_n^{j_x \mp 1,B(A)}) \pm i \frac{V_R}{\sqrt{2}} \times \\ & 2 \cos \frac{k_z}{\sqrt{2}} \sigma_z (\hat{u}_n^{j_x,B(A)} - \hat{u}_n^{j_x \mp 1,B(A)}) = \varepsilon_n \hat{u}_n^{j_x,A(B)}, \quad (4) \end{aligned}$$

where  $\hat{u}(\hat{v})_n^{j_x,A(B)} = (u(v)_n^{j_x,A(B)}, u(v)_n^{j_x,A(B)})^T$ . The second equation is obtained by the transformation  $\hat{u}_n^{j_x,A(B)} \leftrightarrow \hat{v}_n^{j_x,A(B)}$ ,  $\varepsilon_n \rightarrow -\varepsilon_n$ ,  $V_R \rightarrow -V_R$ ,  $\Delta_{j_x}^{A(B)} \rightarrow \Delta_{j_x}^{A(B)*}$  and  $\boldsymbol{\sigma} \rightarrow \boldsymbol{\sigma}^T$ . The electric current from A atom in  $j_x$  unit cell is

$$J_x = \frac{2ae}{\pi} \text{Re} \sum_n \int_{-\pi/\sqrt{2}a}^{\pi/\sqrt{2}a} dk_z \left\{ f(\varepsilon_n) \hat{u}_n^{j_x,B\dagger} (it_{k_z} - \hat{V}_R) \hat{u}_n^{j_x,A} - (1 - f(\varepsilon_n)) \hat{v}_n^{j_x,B\dagger} (it_{k_z} + \hat{V}_R) \hat{v}_n^{j_x,A} \right\}, \quad (5)$$

where  $t_{k_z} = t \cos(k_z a / \sqrt{2})$  and we define the SO-operator in the spin space as  $\hat{V}_R = (V_R / \sqrt{2}) [\sigma_z \cos(k_z a / \sqrt{2}) + \sigma_x i \sin(k_z a / \sqrt{2})]$ .  $f(\varepsilon_n)$  is the Fermi distribution function. For numerical calculations we assume  $T = 0$ .

**Results.** At first the spin quantization axis is chosen along the S/AF interface and the magnetic moment of A-sites is directed along this axis, while the moment of B-sites is the opposite. The dependence of  $\varphi_0$  on the

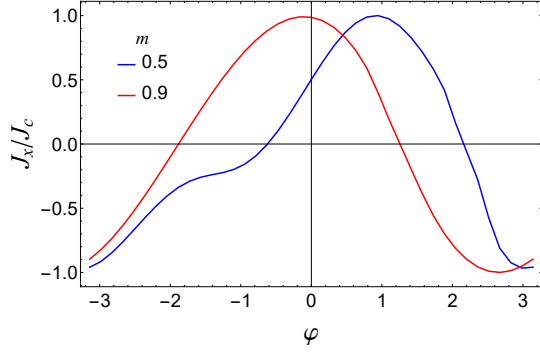


FIG. 2. CPRs for AA-junction. The current is normalized to its critical value. Other parameters are  $V_R = 0.28$ ,  $d_F = 21$ , where  $d_F$  is the number of vertical atomic layers in the interlayer. Here and below the number of vertical atomic layers in the superconductors  $d_S = 40$ ,  $m$  and  $V_R$  are measured in units of  $t$ .

orientation of the Neel vector is discussed below. A typical example of CPR calculated numerically for the AA-junction according to Eq. (5) is presented in Fig. 2 for two different values of  $m$ . The CPR is close to a shifted sinusoidal shape for large values of  $m$ , while the higher harmonics are more pronounced for smaller  $m$  values. For the BB-junction corresponding to the same parameters  $j^{BB}(\varphi) = -j^{AA}(-\varphi)$ , therefore the value of the anomalous phase shift is just the opposite. The AB-junction exhibits no anomalous phase shift. Therefore, we conclude that the anomalous phase shift is a consequence of an uncompensated magnetic moment presence. (100) oriented interface has also been considered, however we have found zero anomalous ground state phase in this case. It also indicates the necessity of the uncompensated magnetic moment, which is absent for this orientation. Moreover, our results demonstrate that in the presence of the uncompensated interface magnetic moment the Josephson energies are different for opposite directions of the Neel vector, while these states are degenerate in the absence of the uncompensated moment, for example, for the AB-junction.

Naively, one can suppose that the anomalous state might be the same if we introduce to a normal interlayer a thin ferromagnetic layer with the magnetic moment equal to the uncompensated magnetic moment of the antiferromagnet, as it is shown schematically in the insert to Fig. 3(b). To check this hypothesis in Fig. 3 we compare the values of the critical Josephson current and the anomalous ground state phase for the antiferromagnetic interlayer and the normal interlayer with an additional layer having magnetization  $m$  equal to the uncompensated magnetic moment of the antiferromagnet. The total widths of the interlayers are the same. Below we call the latter system by "normal+m".

From Fig. 3(a) it is seen that the critical current of the S/AF/S junction is strongly suppressed with respect

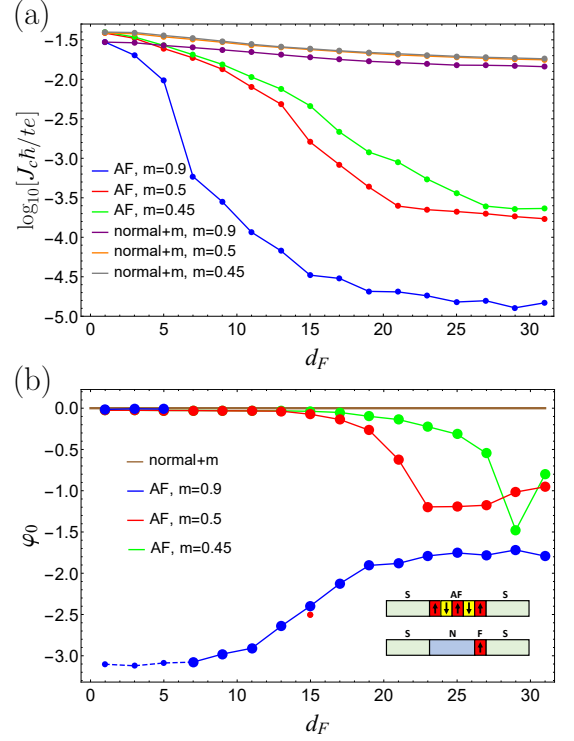


FIG. 3. (a) Critical Josephson current and (b) ground state phase shift  $\varphi_0$  as functions of  $d_F$  for the AA-type S/AF/S junction with different  $m$  in comparison to the critical current for "normal+m" interlayer having the same total magnetic moments.  $V_R = 0.28$ . In panel (b) stable (metastable) branches of  $\varphi_0$  are plotted by solid (dashed) lines and by big (small) dots. Insert to panel (b): sketch of the "normal+m" interlayer in comparison to the antiferromagnetic one.

to the normal+m system. It is in agreement with the available experimental results on the Josephson current via a metallic antiferromagnet [64], where the strong suppression of the critical current has been observed. The anomalous phase shift is nonzero as for the S/AF/S junction, so as for normal+m junction. However, in the latter case the anomalous phase shift is always very small. At the same time the anomalous phase shift for the S/AF/S can take any intermediate values between  $-\pi$  and 0, as it is seen from Fig. 3(b). It can be explained by the fact that the presence of the antiferromagnetism in the interlayer strongly influences current-carrying Andreev bound states spectra inside the junction providing the possibility for  $0-\pi$  transitions upon varying the junction length in the absence of SO-coupling. In the presence of SO-coupling these  $0-\pi$  transitions occur via the intermediate ground phase shifts. In the vicinity of  $0-\pi$  transitions the anomalous phase shift can be large enough due to the strong suppression of the critical current. At the same time we do not obtain  $0-\pi$  transitions for the "normal+m" model. Consequently, the anomalous ground state phase is always small for this case as expected for

a ferromagnet with very small average magnetic moment corresponding to the uncompensated magnetic moment of the antiferromagnet.

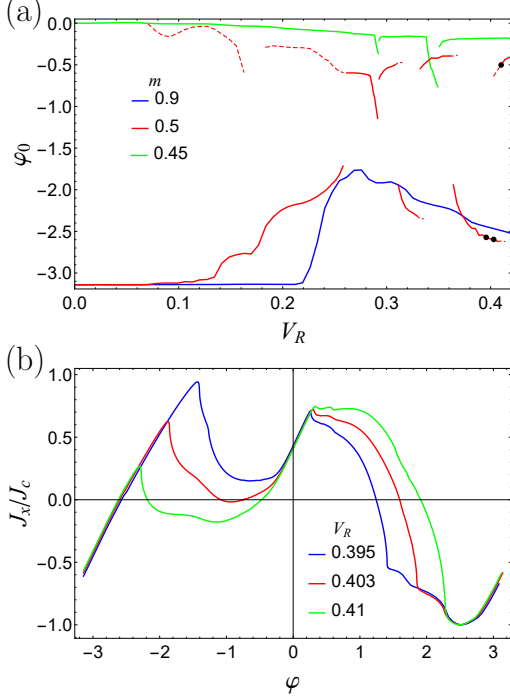


FIG. 4. (a)  $\varphi_0$  as a function of  $V_R$  for different  $m$ .  $d_F = 21$ . Stable (metastable) branches of  $\varphi_0$  are plotted by solid (dashed) lines. (b) CPRs taken at  $V_R$  marked by black points in panel (a).

Motivated by the fact that the value of the Rashba coupling can be controlled by electrical gating, we investigate the dependence of the anomalous ground phase shift on the value of the Rashba SO-coupling. It is presented in Fig. 4(a). First of all, it is demonstrated that  $\varphi_0$  strongly depends on  $V_R$  and varies in a wide range of values between  $-\pi$  and 0. The most interesting feature is that in a particular range of the on-site magnetization values we observe simultaneous existence of several  $\varphi_0$  branches. The stable branches, corresponding to the global minima of the Josephson energy, are plotted by solid lines, while metastable solutions, corresponding to local minima, are shown by dashed lines.

To demonstrate the transition between the branches in details, in Fig. 4(b) we plot CPRs for three close values of  $V_R$ , marked by black points in Fig. 4(a). It is seen that in this range of  $V_R$  a new pair of zero crossing at the CPR occurs. One of them corresponds the local minimum and the other one to the maximum of the Josephson energy. Upon further increase of  $V_R$  the local maximum becomes global one, what corresponds to the abrupt change of the stable branch.

The dependence of the anomalous phase shift on the

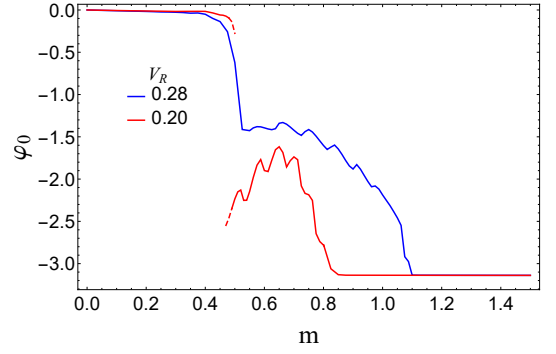


FIG. 5.  $\varphi_0$  as a function of  $m$  for two different values of  $V_R$ .  $d_F = 21$ . Stable (metastable) branches of  $\varphi_0$  are plotted by solid (dashed) lines.

value of on-site magnetization  $m$  is presented in Fig. 5. It is clearly seen that the system evolves between 0 and  $\pi$  states as a function of  $m$  and the transition occurs via a wide region of intermediate  $\varphi_0$ -states. It is also seen that  $\varphi_0$  is a highly nonlinear function of  $m$ , what is in sharp contrast to the available theoretical and experimental results on the anomalous phase shift in Josephson junctions with low-dimensional ferromagnetic interlayers or under the applied in-plane magnetic field in the presence of the Rashba SO-coupling [12, 19, 37, 38]. Here we also observe multi-valued behavior of the anomalous phase shift with stable and metastable branches.

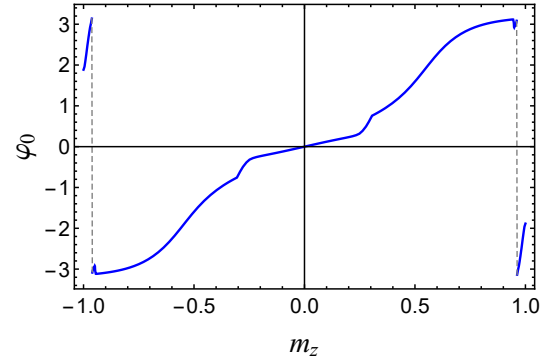


FIG. 6.  $\varphi_0$  as a function of  $m_z$  component of the  $A$ -site magnetization for  $d_F = 21$ ,  $m = 0.9$  and  $V_R = 0.28$ .

Up to now we have discussed the anomalous phase shift obtained for the case when the Neel vector of the antiferromagnet is directed along the S/AF interface, that is perpendicular to the Josephson current direction. In Fig. 6 we demonstrate that the anomalous phase shift manifests strong dependence on the angle  $\alpha$  between the  $A$ -site magnetization  $\mathbf{m}$  and the interface (or, in other words, between the Neel vector and the interface). The Neel vector rotates in the  $(x, z)$ -plane.  $\varphi_0 = 0$  when the component of the Neel vector along the interface vanishes. In principle, this dependence of the anomalous

phase shift on the Neel vector orientation opens a new direction of studying prospects of the Neel vector control by supercurrent.

In conclusion, we have predicted and numerically investigated the anomalous ground state phase shift in S/AF/S Josephson junctions in the presence of the Rashba SO-coupling. It is found that the nonzero anomalous phase shift only takes place in the presence of the uncompensated magnetic moment at S/AF interfaces. Large values of the anomalous phase shift are the consequence of the critical current suppression in the vicinity of  $0-\pi$  transitions in the S/AF/S junction. The anomalous phase shift exhibits strong dependence on the value of the SO-coupling and the sublattice magnetization with simultaneous existence of stable and metastable branches. One of the most interesting findings is a strong dependence of the anomalous phase shift on the orientation of the Neel vector with respect to S/AF interfaces. The interface uncompensated magnetic moment does not require any cost in the antiferromagnetic exchange energy, as opposed to the uncompensated moment in the bulk of the antiferromagnet. Due to this fact our finding opens a way to the Neel vector control by supercurrent in Josephson systems. By analogy with ferromagnetic systems [46] the presence of the anomalous phase shift provides a possibility of electrical detection of the Neel vector dynamics.

*Acknowledgements.* The research of I.V.B and A.M.B has been carried out within the state task of ISSP RAS with the support by RFBR grant 19-02-00466. D.S.R acknowledges the support by RFBR grants 19-02-00466 and 19-02-00898. I.V.B. and D.S.R. also acknowledge the financial support by Foundation for the Advancement of Theoretical Physics and Mathematics BASIS.

- 
- [1] V. V. Ryazanov, V. A. Oboznov, A. Yu. Rusanov, A. V. Veretennikov, A. A. Golubov, and J. Aarts, Phys. Rev. Lett. **86**, 2427 (2001).
  - [2] A. I. Buzdin, Rev. Mod. Phys. **77**, 935 (2005).
  - [3] V. A. Oboznov, V. V. Bolginov, A. K. Feofanov, V. V. Ryazanov, and A. I. Buzdin, Phys. Rev. Lett. **96**, 197003 (2006).
  - [4] J. J. A. Baselmans, A. F. Morpurgo, B. J. Van Wees, and T. M. Klapwijk, Nature (London) **397**, 43 (1999).
  - [5] D. J. Van Harlingen, Rev. Mod. Phys. **67**, 515 (1995).
  - [6] H. Hilgenkamp, Ariando, H.-J. H. Smilde, D. H. A. Blank, G. Rijnders, H. Rogalla, J. R. Kirtley, and C. C. Tsuei, Nature (London) **422**, 50 (2003).
  - [7] J. A. van Dam, Y. V. Nazarov, E. P. A. M. Bakkers, S. D. Franceschi, and L. P. Kouwenhoven, Nature (London) **442**, 667 (2006).
  - [8] J.-P. Cleuziou, W. Wernsdorfer, V. Bouchiat, T. Ondarcuhu, and M. Monthieux, Nat. Nanotechnol. **1**, 53 (2006).
  - [9] V. Krive, L. Y. Gorelik, R. I. Shekhter, and M. Jonson, Low Temperature Physics **30**, 398 (2004).
  - [10] Y. Asano, Y. Sawa, Y. Tanaka, and A. A. Golubov, Phys. Rev. B **76**, 224525 (2007).
  - [11] A. A. Reynoso, G. Usaj, C. A. Balseiro, D. Feinberg, and M. Avignon, Phys. Rev. Lett. **101**, 107001 (2008).
  - [12] A. Buzdin, Phys. Rev. Lett. **101**, 107005 (2008).
  - [13] Y. Tanaka, T. Yokoyama, and N. Nagaosa, Phys. Rev. Lett. **103**, 107002 (2009).
  - [14] A. Zazunov, R. Egger, T. Jonckheere, and T. Martin, Phys. Rev. Lett. **103**, 147004 (2009).
  - [15] A. G. Malshukov, S. Sadjina, and A. Brataas, Phys. Rev. B **81**, 060502 (2010).
  - [16] A. Brunetti, A. Zazunov, A. Kundu, and R. Egger, Phys. Rev. B **88**, 144515 (2013).
  - [17] T. Yokoyama, M. Eto, and Y. V. Nazarov, Phys. Rev. B **89**, 195407 (2014).
  - [18] F. S. Bergeret and I. V. Tokatly, Europhys. Lett. **110**, 57005 (2015).
  - [19] F. Konschelle, I. V. Tokatly, and F. S. Bergeret, Phys. Rev. B **92**, 125443 (2015).
  - [20] G. Campagnano, P. Lucignano, D. Giuliano, and A. Tagliacozzo, Journal of Physics: Cond. Matt. **27**, 205301 (2015).
  - [21] D. Kuzmanovski, J. Linder, and A. Black-Schaffer, Phys. Rev. B **94**, 180505 (2016).
  - [22] A. Zyuzin, M. Alidoust, and D. Loss, Phys. Rev. B **93**, 214502 (2016).
  - [23] M. A. Silaev, I. V. Tokatly, and F. S. Bergeret, Phys. Rev. B **95**, 184508 (2017).
  - [24] I. V. Bobkova, A. M. Bobkov, and M. A. Silaev, Phys. Rev. B **96**, 094506 (2017).
  - [25] V. Braude and Y. V. Nazarov, Phys. Rev. Lett. **98**, 077003 (2007).
  - [26] R. Grein, M. Eschrig, G. Metalidis, and G. Schon, Phys. Rev. Lett. **102**, 227005 (2009).
  - [27] J.-F. Liu and K. S. Chan, Phys. Rev. B **82**, 184533 (2010).
  - [28] I. Kulagina and J. Linder, Phys. Rev. B **90**, 054504 (2014).
  - [29] A. Moor, A. F. Volkov, and K. B. Efetov, Phys. Rev. B **92**, 214510 (2015).
  - [30] A. Moor, A. F. Volkov, and K. B. Efetov, Phys. Rev. B **92**, 180506 (2015).
  - [31] S. Mironov and A. Buzdin, Phys. Rev. B **92**, 184506 (2015).
  - [32] D. S. Rabinovich, I. V. Bobkova, A. M. Bobkov, and M. A. Silaev, Phys. Rev. B **98**, 184511 (2018).
  - [33] Y. Tanaka and S. Kashiwaya, Phys. Rev. B **56**, 892 (1997).
  - [34] M. Sigrist, Prog. Theor. Phys. **99**, 899 (1998).
  - [35] D. B. Szombati, S. Nadj-Perge, D. Car, S. R. Plissard, E. P. A. M. Bakkers, and L. P. Kouwenhoven, Nat. Phys. **12**, 568 (2016).
  - [36] A. Murani, A. Kasumov, S. Sengupta, Y. A. Kasumov, V. T. Volkov, I. I. Khodos, F. Brisset, R. Delagr ange, A. Chepelianskii, R. Deblock, H. Bouchiat, and S. Guron, Nature Communications **8**, 15941 (2017).
  - [37] A. Assouline, C. Feuillet-Palma, N. Bergeal, T. Zhang, A. Mottaghizadeh, A. Zimmers, E. Lhuillier, M. Marangolo, M. Eddrief, P. Atkinson, M. Aprili, and H. Aubin, Nat. Commun. **10**, 126 (2019).
  - [38] W. Mayer, M. C. Dartailh, J. Yuan, K. S. Wickramasinghe, E. Rossi, J. Shabani, arXiv:1905.12670
  - [39] Yu. S. Barash, A. V. Galaktionov, and A. D. Zaikin, Phys. Rev. B **52**, 665 (1995).

- [40] S. K. Yip, Phys. Rev. B **52**, 3087 (1995).
- [41] Braude and Ya. M. Blanter, Phys. Rev. Lett. **100**, 207001 (2008).
- [42] Konschelle, A. Buzdin, Phys. Rev. Lett. **102**, 017001 (2009).
- [43] Yu. M. Shukrinov, I. R. Rahmonov, K. Sengupta, and A. Buzdin, Appl. Phys. Lett. **110**, 182407 (2017).
- [44] I. V. Bobkova, A. M. Bobkov, and M. A. Silaev, Phys. Rev. B **98**, 014521 (2018).
- [45] Yu. M. Shukrinov, A. Mazanik, I. R. Rahmonov, A. E. Botha, A. Buzdin, Europhys. Lett. **122**, 37001 (2018).
- [46] D. S. Rabinovich, I. V. Bobkova, A. M. Bobkov, M. A. Silaev, arXiv:1904.03449
- [47] T. Jungwirth, J. Sinova, A. Manchon, X. Marti, J. Wunderlich and C. Felser, Nature Physics **14**, 200 (2018).
- [48] P. Wadley, B. Howells, J. Zelezny, C. Andrews, V. Hills, R.P.Campion, V. Novak, K. Olejnik, F. Maccherozzi, S.S. Dhesi, S.Y. Martin, T. Wagner, J. Wunderlich, F. Freimuth, Y. Mokrousov, J. Kunes, J.S. Chauhan, M.J. Grzybowski, A.W. Rushforth, K.W. Edmonds, B.L. Gallagher, T. Jungwirth, Science **351**, 587 (2016).
- [49] K. Olejnik, V. Schuler, X. Marti, V. Novak, Z. Kaspar, P. Wadley, R. P. Champion, K. W. Edmonds, B. L. Gallagher, J. Garces, M. Baumgartner, P. Gambardella, and T. Jungwirth, Nat. Commun. **8**, 15434 (2017).
- [50] S. Yu. Bodnar, L. Smejkal, I. Turek, T. Jungwirth, O. Gomonay, J. Sinova, A. A. Sapozhnik, H.-J. Elmers, M. Klaui, and M. Jourdan Nat. Commun. **9**, 348 (2018).
- [51] M. Meinert, D. Graulich, T. Matalla-Wagner, Phys. Rev. Applied **9**, 064040 (2018).
- [52] S. Manz, M. Matsubara, T. Lottermoser, J. Buchi, A. Iyama, T. Kimura, D. Meier, and M. Fiebig, Nat. Photon. **10**, 653 (2016).
- [53] S. Baierl, M. Hohenleutner, T. Kampfrath, A. K. Zvezdin, A. V. Kimel, R. Huber, and R. V. Mikhaylovskiy, Nat. Photon. **10**, 715 (2016).
- [54] D. Bossini, S. Dal Conte, Y. Hashimoto, A. Secchi, R. V. Pisarev, Th. Rasing, G. Cerullo, and A. V. Kimel Nat. Commun. **7**, 10645 (2016).
- [55] P. Tang, Q. Zhou, G. Xu, and S.-C. Zhang, Nat. Phys. **12**, 1100 (2016).
- [56] L. Smejkal, J. Zelezny, J. Sinova, and T. Jungwirth, Phys. Rev. Lett. **118**, 106402 (2017).
- [57] H. Yang, Y. Sun, Y. Zhang, Wu-Jun Shi, S. S. P. Parkin, and B. Yan, New J. Phys. **19**, 015008 (2017).
- [58] H. Chen, Q. Niu, and A. H. MacDonald, Phys. Rev. Lett. **112**, 017205 (2014).
- [59] S. Nakatsuji, N.Kiyohara, T. Higo, Nature **527**, 212 (2015).
- [60] C. Surgers, G. Fischer, P. Winkel, and H. v. Lohneysen, Nat. Commun. **5**, 3400 (2014).
- [61] A. Kamra, A. Rezaei, W. Belzig, Phys. Rev. Lett. **121**, 247702 (2018).
- [62] E. Erlandsen, A. Kamra, A. Brataas, and A. Sudbo, arXiv:1903.01470
- [63] L. Gorkov and V. Kresin, Appl. Phys. Lett. **78**, 3657 (2001).
- [64] C. Bell, E. J. Tarte, G. Burnell, C. W. Leung, D.-J. Kang, and M. G. Blamire, Phys. Rev. B **68**, 144517 (2003).
- [65] B.M. Andersen, I.V. Bobkova, P.J. Hirschfeld, and Yu. S. Barash, Phys. Rev. Lett. **96**, 117005 (2006).
- [66] B. M. Andersen, Yu. S. Barash, S. Graser, and P. J. Hirschfeld, Phys. Rev. B **77**, 054501 (2008).
- [67] H. Enoksen, J. Linder, and A. Sudbo, Phys. Rev. B **88**, 214512 (2013).
- [68] K. Takano, R. H. Kodama, and A. E. Berkowitz, Phys. Rev. Lett. **79**, 1130 (1997).
- [69] W. J. Antel, F. Perjeru, and G. R. Harp, Phys. Rev. Lett. **83**, 1439 (1999).
- [70] T. P. A. Hase, B. D. Fulthorpe, S. B. Wilkins, and B. K. Tanner, Appl. Phys. Lett. **79**, 985 (2001).
- [71] H. Ohldag, T. J. Regan, J. Stohr, A. Scholl, F. Nolting, J. Luning, C. Stamm, S. Anders, and R. L. White, Phys. Rev. Lett. **87**, 247201 (2001).
- [72] H. Ohldag, A. Scholl, F. Nolting, E. Arenholz, S. Maat, A. T. Young, M. Carey, and J. Stohr, Phys. Rev. Lett. **91**, 017203 (2003).
- [73] C. Gong, X. Zhang, Science **363**, eaav4450 (2019).
- [74] H. Taniguchi, S. Suzuki, T. Arakawa, H. Yoshida, Y. Niimi, and K. Kobayashi, AIP Advances **8**, 025010 (2018).
- [75] L. Hu, X. Wu, and J. Yang, Nanoscale **8**, 12939 (2016).