

# Renormalized Circuit Complexity

Arpan Bhattacharyya<sup>x\*</sup>, Pratik Nandy<sup>y†</sup> and Aninda Sinha<sup>y‡</sup>

<sup>x</sup> *Center for Gravitational Physics,  
Yukawa Institute for Theoretical Physics, Kyoto University,  
Kitashirakawa Oiwakecho, Sakyo-ku, Kyoto 606-8502, Japan.*  
<sup>y</sup> *Centre for High Energy Physics, Indian Institute of Science,  
C.V. Raman Avenue, Bangalore 560012, India.*

## Abstract

We propose a modification to Nielsen's circuit complexity, where the minimum number of gates to synthesize a desired unitary operator is related to a geodesic length in circuit space. Our proposal uses the Suzuki-Trotter iteration scheme, usually used to reduce computational time cost, which provides a network like structure for the circuit. This leads to an optimized gate counting linear in the geodesic distance unlike in the original proposal. We show how a renormalization beta-function type equation can be written for the penalty factors where the role of the RG scale is played by the network depth, which itself is correlated with the tolerance. The density of gates is shown to be monotonic with the tolerance and a holographic interpretation arising from c-theorems is given. This picture appears to be closely connected with the AdS/CFT correspondence via path integral optimization.

## Contents

<b>1</b>	<b>Introduction</b>	<b>2</b>
<b>2</b>	<b>Network structure for the circuit</b>	<b>4</b>
2.1	Suzuki-Trotter . . . . .	4

---

\*bhattacharyya.arpan@yahoo.com

†pratknandy94@gmail.com

‡asinha@iisc.ac.in

2.2	Optimizing $N_{\text{gates}}$ . . . . .	6
2.2.1	Flow equation for the penalty factor . . . . .	7
2.2.2	A c-theorem and relation to binding complexity . . . . .	9
<b>3</b>	<b>Examples</b>	<b>9</b>
<b>4</b>	<b>Connection with holography</b>	<b>11</b>
4.1	Path integral optimization . . . . .	11
4.2	Relation to holographic c-theorems . . . . .	12
<b>5</b>	<b>Discussion</b>	<b>12</b>
<b>A</b>	<b>Complexity for ground state of free scalar field theory:</b>	<b>13</b>
<b>B</b>	<b>Complexity for time evolution operator: a perturbative computation</b>	<b>16</b>

# 1 Introduction

One of the key questions in quantum computing is to find efficient quantum circuits which can synthesize a desired unitary operation. The corresponding Hamiltonian could be one for a quantum mechanical many body system or even for a quantum field theory like QCD. Nielsen and collaborators showed that this problem can be mapped to a Hamiltonian control problem and can be geometrized in such a way that the minimum number of quantum gates is given by the geodesic length between the identity operator  $I$  and the desired unitary  $U$  in the “circuit space” [1–4]. The solution is given by

$$\tilde{U}(s) = \overleftarrow{P} \exp \left( -i \int_0^s \tilde{H}(s') ds' \right) \quad (1.1)$$

with the boundary condition  $\tilde{U}(s=0) = I$  and  $\tilde{U}(s=1) = U$  which is our desired unitary. Here  $\overleftarrow{P}$  denotes the path ordering. This  $\tilde{U}(s)$  will give the desired  $U = e^{-iHt}$  at  $s=1$ .  $\tilde{H}(s)$  satisfies the Schrödinger equation  $d\tilde{U}(s)/ds = -i\tilde{H}(s)\tilde{U}(s)$ , where  $s$  is parameter along the path in the circuit space.

In [1], a very explicit procedure was given to construct the circuit, which can be divided into three steps. The first step is to define the control Hamiltonian  $\tilde{H}(s)$  and split it into an “easy” part and a “hard” part where the latter involves gates difficult to make in a laboratory. Explicitly

$$\tilde{H}(s) = \sum_{\sigma'} Y_{\sigma'}(s) M_{\sigma'} + \sum_{\sigma''} p_{\sigma''} Y_{\sigma''}(s) M_{\sigma''}. \quad (1.2)$$

Here  $M_{\sigma}$ ’s are generators and  $\sigma$  is an index running over “easy” gates while  $\sigma''$  is an index running over “hard” gates. In other words, we can split the Hamiltonian in terms of “local” gates and “non-local” gates as “local” gates are “easy” to build while “non-local” gates are “hard” to build<sup>1</sup>. We take the coefficients  $Y_{\sigma'}(s)$  and  $Y_{\sigma''}(s)$  as real. The idea is to penalize the hard gates by choosing

---

<sup>1</sup>For example, in case of qubits, the control Hamiltonian can be split into tensor products of Pauli matrices where the first sum (primed sum) ranges over all possible one- and two-body interactions (“local” and “easy”) while the double-primed sum ranges over more-than two body terms (“non-local” and “hard”), and here the “easy” gates are specifically “bilocal” [5].

non-zero penalties  $p_{\sigma''}$  thereby increasing the cost in that direction. The measure of the cost is found using  $F(\tilde{H}(s)) = \sqrt{\sum_{\sigma'} Y_{\sigma'}^2(s) + \sum_{\sigma''} p_{\sigma''}^2 Y_{\sigma''}^2(s)}$ . There cost functional satisfies certain properties [3, 4, 6–8] but the precise choice is not going to be relevant for most of our discussion. This definition of cost leads to the notion of distance between the identity  $I$  and the desired unitary  $U$ , in terms of a fixed metric tensor with components  $g_{\sigma\tau} = 0$  if  $\sigma \neq \tau$ ,  $g_{\sigma\tau} = 1$  if  $\sigma = \tau$  and  $\sigma$  corresponds to “easy” gates and  $g_{\sigma\tau} = p_{\sigma}^2$  if  $\sigma = \tau$  where  $\sigma$  now corresponds to “hard” gates. This cost functional induces a Riemannian metric on a given manifold [5–25]. In [26], this geometry has been called the “complexity geometry”. In recent literature, this has played a crucial role to compare with holography [27–49]. While holography provides a natural framework for talking about renormalization group flows, it is not entirely clear how to think about flows in terms of complexity geometry.

On the geodesic solution, the unpenalized coefficients  $Y_{\sigma'}(s)$  implicitly know about the information of the penalized coefficients  $Y_{\sigma''}(s)$ . At this stage, if one so desires, a projected Hamiltonian  $\tilde{H}_p(s)$  can be constructed, by simply dropping the  $\sigma''$  terms in eq.(1.2). The corresponding projected unitary  $\tilde{U}_p$  provide a good approximation to the target  $U$  up to some error [1, 2]. The next step according to [1] is to divide the total path  $d(I, U) \equiv d$  into  $N = d/\Delta$  steps of equal interval  $[0, \Delta]$ , and for each of these intervals  $[0, \Delta]$  we define an averaged Hamiltonian,  $\bar{H} = \frac{1}{\Delta} \int_0^\Delta ds \tilde{H}_P(s)$  with the average unitary  $\bar{U} = e^{-i\bar{H}\Delta}$  which is applied  $N$  times. This step bypasses the need to work with path-ordered expressions. The final step is to further divide the interval  $[0, \Delta]$  into  $r = 1/\Delta$  intervals with each of length  $\Delta^2$  and approximate the average unitary by quantum gates using Lie-Trotter formula by standard simulation methods [50]. Putting all these results together and assuming all penalty factors to be identical (without loss of generality)  $p_{\sigma} = p$ , one obtains<sup>2</sup> [1]

$$\|U - U_A\| \leq \frac{\mathcal{N}d}{p} + 9\frac{d}{\Delta}(n^2\Delta^2) + c_2 d n^4 \Delta^2 \quad (1.3)$$

where  $U$  is our desired unitary and  $U_A$  is the approximated unitary and  $c_2$  is some constant [1, 2]. Here  $\mathcal{N}$  is the dimension of Hilbert space (for  $n$  qubit system,  $\mathcal{N} = 2^n$ ) and  $n$  counts the degrees of freedom of the system (for example, in qubit systems  $n$  is the number of qubits, while in lattice system  $n$  can be thought as the number of lattice points). The first error comes due to the deletion of the hard gates in the cost Hamiltonian. The second error comes from the approximation using the circuit-time ( $s$ ) averaged projected Hamiltonian and the third error comes due to approximating<sup>3</sup> using the Lie-Trotter formula. Nielsen and collaborators suggested using a large penalty factor  $p = \mathcal{N}^2/\mathcal{O}(\epsilon)$  to suppress the first term [1, 2]. If we choose  $\Delta = \epsilon/n^2d$  then the second term will be of  $\mathcal{O}(\epsilon)$  and the same  $\Delta$  will give the last term as  $\mathcal{O}(\epsilon^2)$  so that the full approximation becomes  $\|U - U_A\| \leq \mathcal{O}(\epsilon)$ . The total number of gates required to synthesize the unitary can be calculated easily and is given by  $N_{\text{gates}} \in \mathcal{O}(Nn^2r) = \mathcal{O}(n^6d^3/\epsilon^2)$  [1, 2]. Notice that the dependence of  $d$  as found in [1, 2] is  $d^3$  and not linear in  $d$ ; holographic proposals so far have suggested that complexity should be just linear in  $d$  [28, 31] – these proposals take  $d$  as the measure for complexity ignoring the second and third steps above. We will give an improvement below which will make the optimized number of gates linear in  $d$ .

The penalty factors as described in [1–3] seems to allow suppressing gates corresponding to interaction terms. In other words, the cost Hamiltonian evaluated on the geodesic seems to be

<sup>2</sup>Here  $\|\cdot\|$  is the operator norm which is defined as  $\|X\| = \max_{|\psi\rangle} |\langle\psi|X|\psi\rangle|$ , and the maximization is over all normalized vectors,  $|\langle\psi|\psi\rangle|^2 = 1$ , for any operator  $X$ .

<sup>3</sup> $e^{-i\bar{H}\Delta}$  in general still needs to be written explicitly in terms of gates since  $\bar{H}$  can be a sum of simpler pieces which do not mutually commute.

analogous to the “Gaussian approximation” in quantum field theory [51–56]. The question then becomes under what conditions can this picture be true? The choice of using a large penalty factor works when  $d$  does not scale too fast with respect to  $p$ . However, there is no guarantee that this always happens and indeed there are examples [6] where using a large penalty factor cannot work if one is to work with the projected Hamiltonian. Furthermore, as is clear from our current discussion, the penalty factors are ad-hoc. It would be more desirable to have some principle to fix them. We will attempt to provide such a scheme leading to what we term as “renormalized circuit complexity.”

The plan of the paper is follows: In section 2.1 we use Suzuki-Trotter decomposition to improve Nielsen’s construction. In section 2.2, we propose various ways of optimizing the total number of gates  $N_{\text{gates}}$  and show that they lead to a RG like equation for the penalty factor. Further we show that the density of gates is monotonic with tolerance. In section 3 we discuss several examples. In section 4 we make a connection with the path integral optimization and holographic c-theorems. In section 5 we conclude with a discussion. All the essential details about the computation of circuit complexity are given in the appendices.

## 2 Network structure for the circuit

The only thing we know about penalty factors at this stage is that we require high penalty to suppress the “hard” gates, while, we have to choose unit penalties for the “easy” gates. Now it should not have escaped notice, that the role of the penalty factor is in some sense like an inverse coupling. Suppose the penalty factors were suppressing interaction terms in a QFT. Then if a theory “flows” to a free theory, it would be analogous to finding a large penalty factor which suppresses the gates corresponding to the interaction term. But what does “flow” mean here? What is the analog of the RG scale—or in other words where is the holographic extra direction?

### 2.1 Suzuki-Trotter

We now observe that the third step used above seems to admit an immediate improvement. Instead of the Lie-Trotter formula used above, we can use the  $k$ -th order integrators of the Suzuki-Trotter method [57, 58] to approximate the circuit constructed by the average unitary in the final step. Thus, for any small time interval  $\Delta$ , the unitary made of the mean Hamiltonian  $\bar{H}$  can be approximated by  $S_{2k}(-i\Delta/r)$  [57–61] :

$$\left\| \exp \left( -i \sum_{j=1}^m \bar{H}_j \Delta \right) - [S_{2k}(-i\Delta/r)]^r \right\| \leq \frac{2(2m5^{k-1} \|\bar{H}\| \Delta)^{2k+1}}{r^{2k}} \quad (2.1)$$

for  $\Delta \rightarrow 0$  <sup>4</sup>. Here we have assumed that the full average Hamiltonian can be separated into  $m$  simple parts,  $\bar{H} = \sum_{j=1}^m \bar{H}_j$ , which can be written in terms of elementary gates more easily and satisfies  $\|\bar{H}\| \geq \max \|\bar{H}_j\|$ . Here, we have also divided each path interval  $[0, \Delta]$  into  $r$  intervals and

---

<sup>4</sup>The method is known as the higher-order integrator method [60, 61]. To understand each terms in right hand side observe that  $\|e^{\sum_{j=1}^m \bar{H}_j \lambda} - S_{2k}(\lambda)\| \leq \mathcal{O}(\lambda^{2k+1})$ , which is because the exponential is approximated by  $S_{2k}(\lambda)$  up to  $\mathcal{O}(\lambda^{2k})$ , and hence the error starts from  $\mathcal{O}(\lambda^{2k+1})$ . The  $m 5^{k-1}$  factor is because at each step the number of terms increased by a factor of 5 and the iteration is valid for  $k > 1$ . Now substituting  $\lambda = -i\Delta/r$  (which is because of Hamiltonian evolution) as we have sliced  $[0, \Delta]$  interval  $r$  times, and repeating the procedure  $r$  times will give Eq. (2.1). This justifies the  $r^{2k}$  factor in the denominator.

$S_{2k}(-i\Delta/r)$  is given by the recursion relation  $S_{2k}(-i\Delta/r) = [S_{2k-2}(-i\Delta q_k/r)]^2 S_{2k-2}(-i\Delta(1 - 4q_k)/r) [S_{2k-2}(-i\Delta q_k/r)]^2$  with  $q_k = (4 - 4^{\frac{1}{2k-1}})^{-1}$  for  $k > 1$  [59, 60] with the initial condition  $S_2(-i\Delta/r) = \prod_{j=1}^m e^{-i\bar{H}_j \Delta/2r} \prod_{j'=m}^1 e^{-i\bar{H}_{j'} \Delta/2r}$ . The recursion relation naturally gives a network structure of the circuit which can be visualized in the form in the figure (1). The recursion relation involves four  $S_{2k-2}$  (solid blue circles in fig.(1)) with the same argument with another  $S_{2k-2}$  with a different argument in the middle (solid red circles in fig.(1)). The magenta solid circle represents the initial  $S_2(-i\Delta/r)$ . The iteration order  $k$  increases in the radial direction and gives the network depth. As  $k$  becomes large, the error is  $O(\Delta^{2k+1})$  and becomes small. So the boundary circuit in fig.(1) has the lowest Suzuki-Trotter error whereas a circuit in the bulk would have a higher error. In terms of such a network circuit, we modify (1.3) to

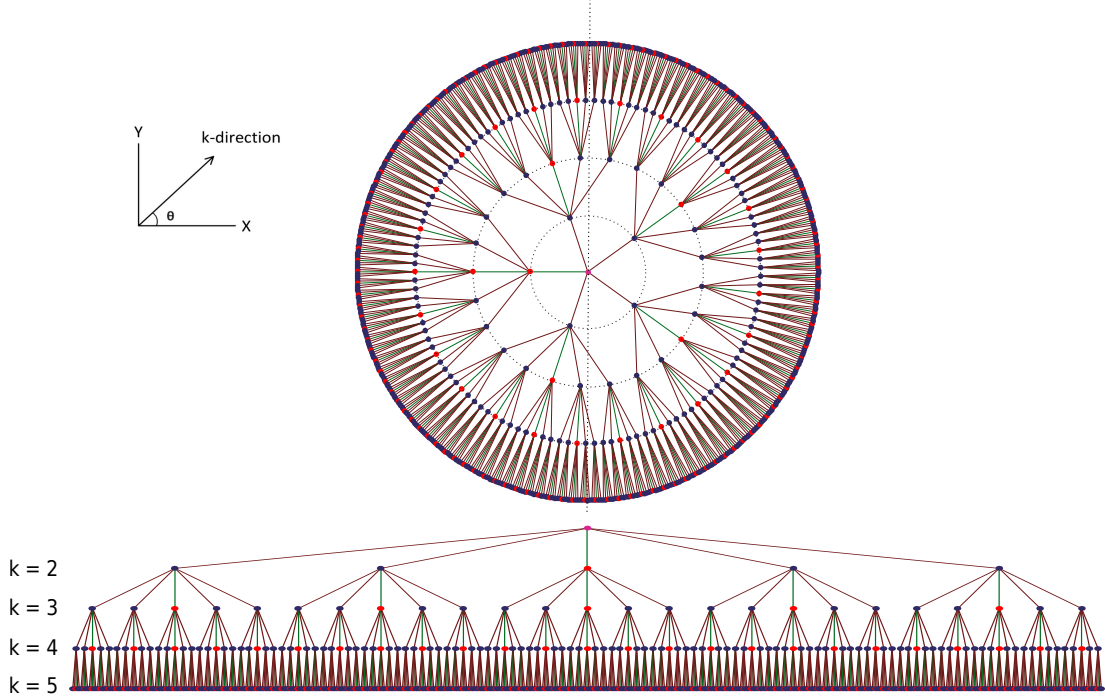


Figure 1: The Suzuki-Trotter “holographic” network. The circuit above is a “compactified” version of the circuit below and is a pictorial representation of the Suzuki-Trotter recursion relation. The full circuit is obtained by applying this  $rd/\Delta$  times.

$$\|U - U_A\| \leq \chi \frac{\mathcal{N}d}{p} + 9 \frac{d}{\Delta} (n^2 \Delta^2) + 2 \frac{d}{\Delta} \frac{(a 5^k \Delta)^{2k+1}}{r^{2k}}. \quad (2.2)$$

where  $a = 2m \|\bar{H}\|/5$ . Here we have introduced a  $\chi$  factor in front of the first error which can be set to zero if we work with the original Hamiltonian instead of projected Hamiltonian. We take  $\Delta = \epsilon/n^2 d$ , so the second term will be of  $\mathcal{O}(\epsilon)$ . Now instead of taking  $r = 1/\Delta$ , we slice the time interval by  $r$  such that the first term and the third term together give the error of  $\mathcal{O}(\epsilon)$  so that for the full circuit, we have  $\|U - U_A\| \leq \mathcal{O}(\epsilon)$ . Thus we have,

$$r = \left\lceil a\Delta 5^{k+\frac{1}{2}} \left( \frac{2a}{\tilde{\epsilon}} \right)^{\frac{1}{2k}} \right\rceil \quad (2.3)$$

where  $\lceil \cdot \rceil$  is the ceiling function and  $\tilde{\epsilon}$  is given by  $\tilde{\epsilon} = \epsilon - \chi \mathcal{N}d/p$ .

Using the value of  $r$  the total number of gates becomes [59, 60]  $N_{\text{gates}} = 2m5^{k-1}rd/\Delta$ , which is given by

$$N_{\text{gates}} \sim 2ma 5^{2k-\frac{1}{2}} d^{1+\frac{1}{2k}} \left( \frac{2a}{\tilde{\epsilon}} \right)^{\frac{1}{2k}}, \quad (2.4)$$

which gives a super-linear scaling with  $d$ . Note that in reaching (2.4), we did not need the explicit form for  $\Delta$  which cancelled out in the end; however, to keep the second term in (2.2) to be  $O(\epsilon)$  we will choose  $\Delta = \epsilon/n^2d$  as mentioned earlier. If we wanted to decompose further in terms of a universal set of quantum gates, then the Solovay-Kitaev theorem would give an additional  $\ln^c(\frac{2ad}{\tilde{\epsilon}})$  factor with  $1 < c \leq 2$ . [50, 62, 63].

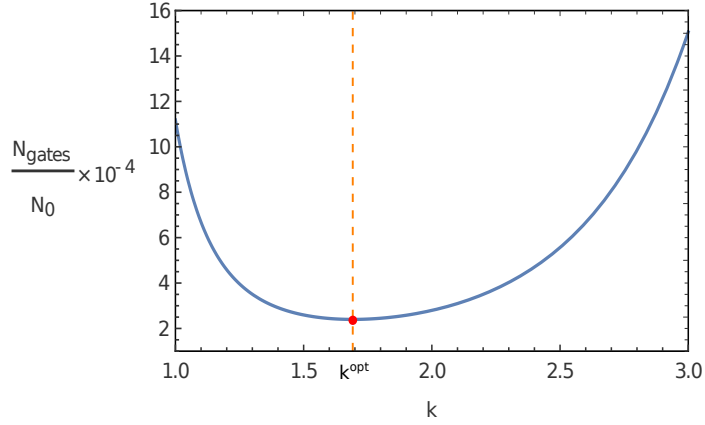


Figure 2:  $N_{\text{gates}}$  as a function of  $k$ . Here  $N_0 = 2ma d^{1+\frac{1}{2k}}$  and we have chosen  $\chi = 0$  and  $2a/\epsilon = 10^8$ .

## 2.2 Optimizing $N_{\text{gates}}$

A normalized  $N_{\text{gates}}$  as a function of the network depth  $k$  is plotted in figure (2). If  $d$  is independent of  $k$  the behaviour of  $N_{\text{gates}}$  will be similar. Notice that for  $k \rightarrow \infty$ , the dependence of  $N_{\text{gates}}$  on  $d$  becomes linear. At this stage we could proceed in the following ways:

1. Following [59, 60], one could optimize  $k$  to minimize the number of gates, assuming  $a, d, m$  to be independent of  $k$ . Doing this would lead to

$$N_{\text{gates}}^{\text{opt}} \sim N_0 d \exp(4 \ln 5 k^{\text{opt}})$$

for the optimum

$$k^{\text{opt}} = \frac{1}{2} \sqrt{\log_5(2ad/\tilde{\epsilon})}, \quad (2.5)$$

and  $N_0 = \frac{2ma}{\sqrt{5}}$ . The  $d$  dependence now is manifestly linear for fixed  $k^{\text{opt}}$  as suggested by holographic proposals (fixing  $k^{\text{opt}}$  is like fixing the AdS cut-off). As the tolerance  $\epsilon \rightarrow 0$ ,

$k^{\text{opt}} \rightarrow \infty$ . In other words, the circuit for large  $k^{\text{opt}}$  would be have lower error and small  $k^{\text{opt}}$  would correspond to more coarse-graining. The penalty factors remain ad-hoc. With the Solovay-Kitaev factor  $N_0$  would be scaled by  $\ln^c(\frac{2ad}{\tilde{\epsilon}})$ , where  $1 < c \leq 2$  [50].

2. More generally though, we could do things differently. We could consider making the penalty factors functions of  $k$  or even the tolerance  $\epsilon$ . Then minimizing  $N_{\text{gates}}$  would lead to

$$4k^2 \ln 5 - \ln\left(\frac{2ad}{\tilde{\epsilon}}\right) + (2k+1)k \frac{d}{dk} \ln d - k \frac{d}{dk} \ln \tilde{\epsilon} = 0. \quad (2.6)$$

In the large  $k$  limit, the approximate solution would give  $d = d_0 \exp(-2 \ln 5 k)$  which is a monotonically decreasing function of  $k$  leading to  $N_{\text{gates}}^{\text{opt}} = \frac{2mad_0}{5^{3/2}}$ . In this case, there would be no correlation between  $k$  and the tolerance  $\epsilon$ . When  $\chi = 0$ , i.e., when we choose to work with the full Hamiltonian rather than the projected one, we can find  $d(k) = \exp(-\frac{4k(k+c_1) \ln 5 - \ln \frac{\epsilon}{2a}}{2k+1})$  with  $c_1$  being an integration constant. If  $c_1 < 0$  this exhibits a maximum for some  $k = k_0$  after which it is monotonically decreasing while for  $c_1 > 0$  it is always monotonically decreasing with  $k$ .  $N_{\text{gates}}^{\text{opt}} = N_0 5^{-2c_1}$  which is independent of  $k$  as expected. Unlike case 1, using penalty factors we can minimize  $N_{\text{gates}}$  for any  $k$ . With the Solovay-Kitaev factor, the optimization condition would get an additional  $c \frac{d}{dk} \ln(\ln(\frac{2ad}{\tilde{\epsilon}})) = \frac{c}{\ln(\frac{2ad}{\tilde{\epsilon}})} \frac{d}{dk} \ln d$ , with  $1 < c \leq 2$ , which would be very subleading in the  $k \gg 1$  limit in (2.6).

3. It is tempting at this stage to consider using such a circuit to simulate renormalization by considering  $\epsilon$  as the substitute for a renormalization parameter. Loosely speaking,  $\epsilon$  measures the amount of coarse-graining. If we considered  $d$  and  $p$  to be independent of  $\epsilon$ , this would mean (expectedly at this point) that as  $\epsilon \rightarrow 0$ ,  $N_{\text{gates}}^{\text{opt}} \rightarrow \infty$ . From an experimentalist's point of view this would be a disastrous situation—it is no doubt difficult for an experimentalist to adjust the tolerance in order to model a renormalization group flow leave alone deal with a situation where the number of gates keeps increasing. We could attempt to use the penalty factors to make  $N_{\text{gates}}^{\text{opt}}$  independent of tolerance, i.e., we make the penalty factor a function of  $\epsilon$  via  $k^{\text{opt}}$ ,

$$p \rightarrow p(k^{\text{opt}}).$$

### 2.2.1 Flow equation for the penalty factor

The second and third possibilities mentioned above both give flow equations for the penalty factors since the only way  $d$  can depend on  $k$  or the tolerance is through the penalty factors. This explains our usage of “renormalized circuit complexity.” We will consider the third possibility mentioned above in more detail now. The large  $k$  limit of the second possibility leads to similar conclusions except that in the third case, there is a correlation between  $k^{\text{opt}}$  and the tolerance. We demand that  $N_{\text{gates}}^{\text{opt}}$  is independent of  $k^{\text{opt}}$ , so differentiating with respect to  $k^{\text{opt}}$  and setting it to zero gives the differential equation

$$\frac{d \ln d(k^{\text{opt}})}{dk^{\text{opt}}} + 4 \ln 5 = 0. \quad (2.7)$$

We can easily see that  $d = d_0 \exp(-4 \ln 5 k^{\text{opt}})$  would be a monotonically *decreasing* function of  $k^{\text{opt}}$ . Here  $d_0$  satisfies  $N_{\text{gates}}^{\text{opt}} = 2mad_0/\sqrt{5}$ . Recall that we are taking  $dm/dk^{\text{opt}} = 0$ , i.e., in a sense we are talking about a fixed point since the number of simple parts  $m$  that the averaged hamiltonian  $\bar{H}$  splits into does not change. One can also find  $d$  in terms of  $\epsilon$ —see figure (3a). But for  $p(k^{\text{opt}})$ , a general solution to the differential equation (2.7) is rather hard—it would need explicit



knowledge of  $d$  as a function of  $p$ . Let us focus on the situation when  $p$  can be large. Here we will assume that  $d(p) \sim p^\alpha$  and consider two logical possibilities:  $\alpha > 0, \alpha < 0$ . Let us write  $d = \tilde{d}_0 p^\alpha$ . The  $\alpha = 0$  case will be similar to  $\alpha < 0$  since we can write  $d = \tilde{d}_0 + \tilde{d}_1 p^\alpha$  here. Defining the effective coupling as  $g = 1/\ln p$  and  $k^{\text{opt}} = \ln(\mu/\mu_0)$  where  $\mu_0$  is some reference scale, the differential equation for  $g$  reads

$$\beta(g) = \mu \frac{dg}{d\mu} = \frac{4 \ln 5}{\alpha} g^2, \quad \alpha \neq 0, \quad (2.8)$$

where  $\beta(g)$  can be termed as the “beta function” for the effective coupling  $g$ . The sign of the beta function is solely determined by the sign of  $\alpha$ , so the  $\beta(g)$  can be increasing or decreasing depending upon whether  $\alpha > 0$  or  $\alpha < 0$ . The solution of this equation is well known from standard quantum field theory results [64]. One can show that for  $\alpha > 0$ , the coupling is increasing with the scale implying the corresponding theory is “IR free” while for  $\alpha < 0$  the coupling is decreasing with the scale implying the corresponding theory is “asymptotically free”.

The respective plots<sup>5</sup> are shown in the figure (3b). Where the coupling blows up (analogous to the location of the Landau pole in QFT), the usage of penalty factors to suppress the hard gates is no longer permitted. An important point to emphasize here is that we could have considered a penalty factor in front of any gate (which may be difficult to manufacture for instance); the flow equation is not restricted to penalty factors in front of interaction terms in the Hamiltonian.

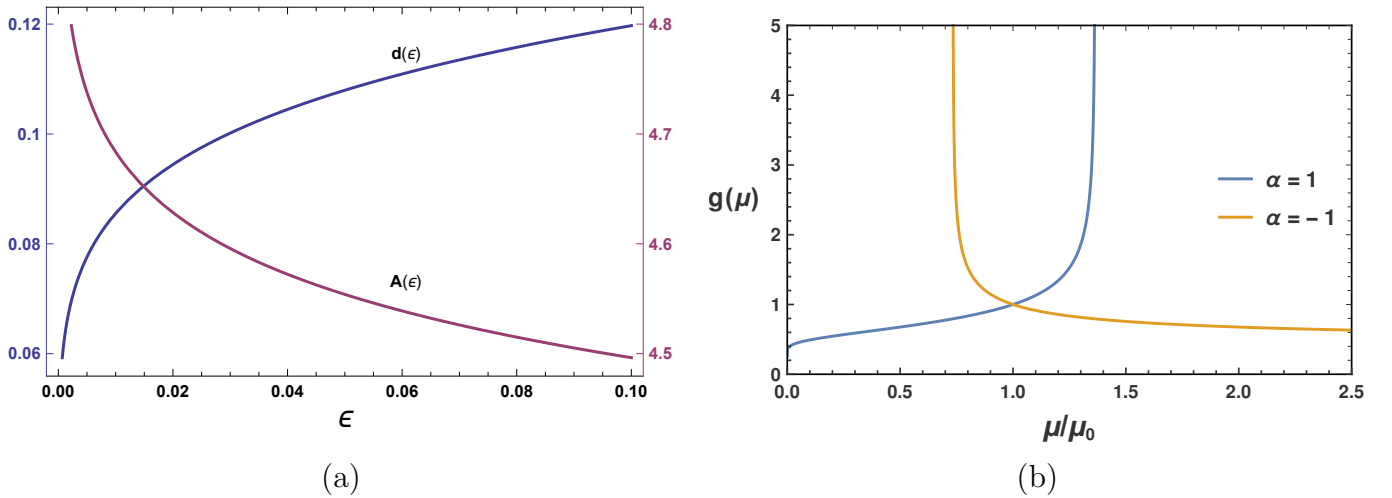


Figure 3: (a)  $d(\epsilon)$  and  $A(\epsilon)$  as a function of  $\epsilon$  where  $2A(\epsilon) = \ln N_{\text{gates}}^{\text{opt}}/d(\epsilon)$  is the density of gates defined later. Here we have set  $\chi = 0$ ,  $2a = 10^6$  and  $d_0 = 1$ . (b) Schematic flow of the coupling  $g = 1/\ln p$  with scale  $k = \ln(\mu/\mu_0)$ . Here  $g(\mu = \mu_0) = 1$ .

The main lessons to learn from the circuit point of view are the following. With the given set of gates,

1.  $\alpha > 0$  is analogous to a QED like theory where the coupling constant has a lower value for low RG scale. In short  $\alpha > 0 \implies$  boundary harder, bulk easier.
2.  $\alpha \leq 0$  is analogous to an asymptotically free theory like QCD, where the coupling constant has a lower value for high RG scale. In short  $\alpha < 0 \implies$  bulk harder, boundary easier.

<sup>5</sup> Explicitly  $d(\epsilon) = 25 d_0 \exp\left(-\sqrt{(\ln 5)^2 + \ln 5 \ln\left(\frac{2a}{\epsilon}\right)}\right)$ .



3. Whether we use the 4-th order Suzuki-Trotter scheme as we have done or some other scheme<sup>6</sup> does not appear to be vital. Note that we just needed an exponential growth in the number of gates with  $k$ . If the growth was  $e^{\gamma k}$  then the RHS of eq.(2.7) would be replaced by  $2\gamma$ .

Now notice that if we were to find the explicit circuit, there would still be some work to do. First, we need to solve the geodesic equation which gives  $d$  as a function of  $p$ . Then as in figure (3a) we have  $d$  as a function of  $\epsilon$  by solving eq.(2.7) and using the transcendental equation  $k^{\text{opt}} = \frac{1}{2}\sqrt{\log_5(2ad/\tilde{\epsilon})}$ . This would then give us  $p$  in terms of  $\epsilon$ .

### 2.2.2 A $c$ -theorem and relation to binding complexity

Figure (3a) suggests that  $d$  as a function of  $\epsilon$  is monotonically increasing which would appear to be counterintuitive. But recall that this is because we are demanding that  $N_{\text{gates}}^{\text{opt}}$  is independent of  $\epsilon$ . At the same time, intuitively we would expect the circuit to become harder as the tolerance decreases. Then what is a good measure of the hardness of the circuit? First notice that  $N_{\text{gates}}^{\text{opt}}/d \propto \exp(4 \ln 5 k^{\text{opt}})$  which monotonically increases with  $k^{\text{opt}}$  and hence with  $1/\epsilon$ .  $N_{\text{gates}}^{\text{opt}}/d$  can be thought of as the number of gates per unit circuit length or as a density of gates. This is monotonically increasing in  $k^{\text{opt}}$  irrespective of how we decide to optimize. We can also understand this by thinking of the total cost as given by the total circuit time cost and the total memory cost used in the computation [63]. In this language,  $d$  is the circuit time (also called circuit depth) while  $\exp(2A(\epsilon)) \equiv N_{\text{gates}}^{\text{opt}}/d(\epsilon)$  quantifies the memory (space) needed (also called circuit width). We are keeping total cost fixed by decreasing the time cost while increasing the memory cost. We will show how  $A(\epsilon)$  is connected to holographic  $c$ -theorems (eg. [66,67]). Second, in [5], a proposal was given to count only entangling gates which was dubbed as binding complexity. In our notation, this works out to be  $\mathcal{C}_b = d/p$  where  $p$  is taken to be very large and the penalty factor is associated with entangling gates. We could just use the same idea to count the hard gates. For  $|\alpha| < 1$ ,  $\mathcal{C}_b$  and the effective coupling  $g$  have the same trend with respect to  $k$ . Hence the effective coupling introduced before can be thought to be measuring binding complexity and for  $0 < \alpha < 1$  increases as a function of  $1/\epsilon$  which bears out the intuition that the circuit should become harder as tolerance decreases.

## 3 Examples

In this section we will provide that some explicit examples for  $d(p)$ . As we have pointed out before, penalty factors can be associated with any gate that is difficult to make.

- **2-Majorana ( $N = 2$ ) SYK like model:** The Hamiltonian for this case,

$$H = J_1\gamma_1 + J_2\gamma_2 + J_3\gamma_1\gamma_2, \quad (3.1)$$

where,  $\gamma_1, \gamma_2$  are two Majorana operators and  $J_1, J_2, J_3$  are the random couplings. Following the analysis of [22] if we suppress the contribution of the  $\gamma_1\gamma_2$  by a large penalty factor, then we can show that in this case  $d(p) \sim p^0$ . This means that as  $k$  becomes large, the circuit will involve less of these gates.

---

<sup>6</sup>For example, the leap-frog algorithm in [65] which has a similar recursion relation as the Suzuki-Trotter discussed here.

- **Free scalar field theory:** We consider a free scalar field theory (in  $1 + 1$  dimensions) and discretize it on the lattice. Effectively we get a system of coupled oscillators. The Hamiltonian is [6],

$$H = \frac{1}{2} \sum_{i=0}^{N-1} \left( p_i^2 + \omega^2 x_i^2 + \Omega^2 (x_i - x_{i+1})^2 \right), \quad (3.2)$$

where,  $\omega = m, \Omega = \frac{1}{\delta}$ .  $\delta$  is the lattice spacing and  $i$  denotes the position on the lattice. We are interested in the complexity for the ground state with respect to a reference state with no entanglement in real space. For more details readers are referred to appendix (A). For this case we consider two types of gates: scaling ( $e^{i \epsilon x_i p_i}$ ) and entangling ( $e^{\frac{i \epsilon}{2} (x_i p_j + p_i x_j)}, i \neq j$ ) gates. Then following the analysis in [6], if we suppress the contribution of the entangling gates we will get  $d(p) \sim p$  and if we suppress the contribution of the scaling gates we get,  $d(p) \sim p^0$ . We can intuitively explain this in the following way. From the operator algebra, we can see that the commutators of entangling gates generate linear combinations of scaling gates and the reverse is not true. So if we suppress the entangling gates then we will be required to use more number of gates. On the other hand, if we suppress the scaling gates and use only the entangling gates we can generate the effect of scaling using the commutator of the entangling gates and hence we will require less number of gates. So this establishes the plausibility of the above results.

- **Interacting scalar field theory:** We consider first  $\lambda \phi^4$  theory in  $D + 1$  dimensions. A first principle analysis will require working out the algebra of operators systematically and computing the geodesic—this has not been done and appears difficult with current technology [68, 69]. However, we can give a heuristic argument as follows. Consider the discretized theory on the lattice. Then following the analysis of [70], we have the perturbative term  $(\delta p)^{4-D}$  suppressing the contribution of the non-gaussian operators in the expression for complexity<sup>7</sup>. Again,  $\delta$  is the lattice spacing and  $\delta \rightarrow 0$  to recover the continuous theory. We demand that the result is perturbatively finite once (large) penalty factors are included. So for  $D < 4$  we have  $\alpha > 0$  and for  $D > 4$  we have  $\alpha < 0$ . This is consistent with the fact that there is a Wilson-Fisher fixed point for  $D < 4$  in the IR since an efficient description in this case will need a lower value of  $k$ . For  $D > 4$ , one can efficiently describe using a large  $k$  and a large  $p$  which would correspond to the Gaussian fixed point. A similar argument can be given for the  $\phi^3$  theory as well. It will be gratifying to have a more rigorous argument based on the determination of  $\alpha$  in a non-perturbative framework.
- **Perturbative complexity for time evolution of operator:** We now consider the time evolution operator  $e^{-iHt}$  with  $H = \sum_I h^I M_I$ .  $M_I$ s are some basis. Now we can compute the complexity perturbatively in  $t$  and can easily show that,

$$d(p) \approx t p^\alpha + \mathcal{O}(t^2) + \dots, \quad (3.3)$$

where we have either  $\alpha = 0$  or  $\alpha = 1$ . For the details of the computation the readers are referred to [5] and appendix (B).

---

<sup>7</sup>In [70], the analysis was for state complexity which can be thought of as finding the operator which takes the initial state to final state and which leads to the lowest complexity.

## 4 Connection with holography

Let us now make some observations about how our description ties up with the AdS/CFT correspondence. We will show how the path integral optimization [71–76] can be used to get the holographic beta functions for the penalty factors. We will also see how holographic c-theorems are related to the gate counting discussion above.

### 4.1 Path integral optimization

In [71–76] a definition of complexity (for  $1+1$  dimensions) of has been proposed based on path integral optimization technique which may be more suitable for a continuum quantum field theory. It has been postulated that, that the complexity functional is nothing but the Liouville action. Furthermore, in [77] inspired by the cMERA construction [78, 79], it has been argued that the for a certain type of operator, using the notion of Nielsen circuit complexity [1], one can obtain a Liouville type action as complexity functional at the leading order in a derivative expansion. We start from the following action [76, 77],

$$F_{\text{holo}} = -\frac{c}{24\pi} \int_{-\infty}^{-\epsilon} dt \int_{-\infty}^{\infty} dx \left[ 2e^{2\phi} + p(\epsilon)^2 \left( (\partial_t \phi)^2 + (\partial_x \phi)^2 \right) + \dots \right]. \quad (4.1)$$

$p(\epsilon)^2$  is the penalty factor. Extremizing this action w.r.t  $\phi$  (with the boundary condition  $e^{2\phi(t=-\epsilon, x)} = \frac{2p(\epsilon)^2}{\epsilon^2}$  [71, 72, 76] we get,  $e^{2\phi(t, x)} = \frac{2p(\epsilon)^2}{|t|^2}$ . This corresponds to the complexity of the ground-state [73]. Then evaluating  $F_{\text{holo}}$  on this solution and minimizing further w.r.t  $\epsilon$  we get (to make the total number of gates independent of  $\epsilon$  similar to what we have done in the previous section),

$$\frac{d}{d\epsilon} \left( \frac{p(\epsilon)^2}{\epsilon} \right) = 0. \quad (4.2)$$

Defining the effective coupling as before,  $g = 1/\ln p(\epsilon)$  and identifying  $\epsilon = 1/\mu$  as the UV cut-off we get,

$$\mu \frac{dg}{d\mu} = \frac{g^2}{2}. \quad (4.3)$$

Here we find a positive  $\beta$ -function for the penalty factor  $p(\mu)$ , further consolidating the fact that the bulk gravity theory is weakly coupled one (easier) and dual to a strongly coupled boundary theory (harder).

Furthermore we compute the on-shell Hamiltonian density ( $h_{\text{holo}}$ ) at  $t = \epsilon$  corresponding to the action (4.1). We get,

$$h_{\text{holo}} = \frac{c}{8\pi} \frac{p(\epsilon)^2}{\epsilon^2}. \quad (4.4)$$

Now using (4.2) we can easily show that,

$$\frac{dh_{\text{holo}}}{d\epsilon} = -\frac{c}{8\pi} \frac{p(\epsilon)^2}{\epsilon^3} < 0, \quad \frac{d^2 h_{\text{holo}}}{d\epsilon^2} = \frac{c}{4\pi} \frac{p(\epsilon)^2}{\epsilon^4} > 0. \quad (4.5)$$

So we find that Hamiltonian density evaluated at  $t = \epsilon$  is a monotonically decreasing quantity in  $\epsilon$ . Note that eq.(4.2) which was the analog of  $dN_{\text{gates}}^{\text{opt}}/dk^{\text{opt}} = 0$  was vital in reaching this conclusion.

Now this Liouville action can be derived from the three dimensional Einstein action with the Gibbons-Hawking term by evaluating it on an AdS metric with a particular spacetime dependent cut-off for the radial direction [76]. This paves the way to make a direct comparison with the

AdS/CFT. It is also curious to note that adding counterterms and demanding a cut-off independence led to DBI type actions [80]—it will be interesting to see if this is connected with the recent observation made in [77] that instead of the Liouville action, a DBI action is presumably the correct cost functional to all orders in a derivative expansion.

## 4.2 Relation to holographic c-theorems

It is tempting to think that the monotonicity discussed above is connected to c-theorems in QFTs [81]. We will now establish a connection with holographic c-theorems following [66, 67]. In holographic c-theorems, the RG flow metric for a QFT living in  $D$ -dimensions is written as

$$ds^2 = dr^2 + e^{2A(r)}(-dt^2 + d\vec{x}_{D-1}^2). \quad (4.6)$$

For Einstein gravity in the bulk, when the matter sector inducing the flow satisfies the null energy condition,  $a(r) = \frac{\pi^{\frac{D}{2}}}{\Gamma(\frac{D}{2})(A'(r))^{D-1}}$ , can be shown to be monotonic  $a'(r) \geq 0$ . At the fixed points  $A(r) \propto r$  and we have AdS metric. To connect with the previous discussion, we need  $D = 2$  and it will be convenient to make a change of coordinates  $r = \ln z$ . In terms of this, it is easy to see that we must have  $e^{2A(z=\epsilon)} = 2\frac{p(\epsilon)^2}{\epsilon^2}$ . Thus the density of gates is related to the geometric RG flow function  $A(r)$  and the monotonicity in  $h_{\text{holo}}$  that we found is related to the monotonicity in  $A(r)$ . It is easy to check using (4.2) that  $A(r) \propto r$  in the  $r$  coordinate. However, more generally in (4.2) we should have matter contribution on the rhs. In such a circumstance, the fact that  $A(r)$  should be monotonic in  $r$  was argued in [67] using the null energy condition. In fact, it can be shown that to have  $a'(r) > 0$  one needs to put in matter satisfying the null energy condition to drive the flow.

It is tempting to push this analogy further—in terms of the density of gates  $2A(k^{\text{opt}}) = \ln N_{\text{gates}}^{\text{opt}}/d(k^{\text{opt}})$ , then we would have

$$a(k^{\text{opt}}) \propto A'(k^{\text{opt}})^{-1}, \quad (4.7)$$

as the analog of the holographic  $c$ -function (in  $D = 2$ ) where  $k^{\text{opt}}$  is the analog of the AdS radial coordinate  $r$ <sup>8</sup>. Analogous to holography, fixed points would correspond to  $A''(k^{\text{opt}}) = 0$ . We indeed have  $A''(k^{\text{opt}}) = 0$ , so the above quantity is like a central charge. To model RG flows between two fixed points, we would need to consider  $A''(k^{\text{opt}}) \neq 0$ . More specifically at fixed points we would have  $N_{\text{gates}}^{\text{opt}} \sim N_0 d \exp(\gamma k^{\text{opt}})$  with  $\gamma_{UV} < \gamma_{IR}$  for the c-theorem to hold; a plausible way this could happen is that for different hamiltonians, the quantity  $a$  in (2.5) would be different so for the same tolerance, we would effectively have a different  $k^{\text{opt}}$ . So that the same tolerance corresponds to the same  $k^{\text{opt}}$ , effectively  $\gamma$  changes. We will leave the details for future work.

## 5 Discussion

In this paper, we have proposed a modification to Nielsen’s circuit complexity calculation by introducing the Suzuki-Trotter iteration giving rise to what we call “renormalized circuit complexity”. This makes the connection with holography more plausible. First, we showed that the

<sup>8</sup>We can identify  $k^{\text{opt}}$  as  $Lr/\delta^2$ , where  $\delta$  is some fixed cutoff in the spirit of cMERA construction for holography [82].  $L$  is the AdS radius; this ensures that  $k_{UV}^{\text{opt}} > k_{IR}^{\text{opt}}$ . We can anticipate  $a$  in (2.5) to monotonically decrease as a function of  $\epsilon$  as with more coarse-graining  $m$  should decrease. This will lead to  $k^{\text{opt}}$  to decrease with  $\epsilon$ . From this it follows that  $L_{UV} > L_{IR}$  so that  $c_{UV} > c_{IR}$ .

optimized gate counting leads to a linear dependence on the geodesic length as suggested by holographic calculations unlike the cubic dependence found in [1]. The final form of the optimized gates  $N_{\text{gates}}^{\text{opt}} \sim N_0 d \exp(\gamma k^{\text{opt}})$  appears to be universal for any iteration scheme which leads to the number of gates growing exponentially with the iteration order; an unsolved question which we hope to return to in the near future is to prove that optimization cannot lead to sub-linear scaling with  $d$  in any quantum algorithm. We found that  $k^{\text{opt}}$  is related to the tolerance hinting at an obvious connection with holography similar in spirit to the connection between holography and cMERA. We further proposed using penalty factors to make the total number of gates independent of tolerance thereby leading to beta-function type equations for the penalty factors. This picture also suggested that the density of gates  $N_{\text{gates}}^{\text{opt}}/d$  is a monotonically increasing function with  $k^{\text{opt}}$ . The same physics arises from holography via the recent discussions on path-integral optimization [71, 72, 76, 77] leading to the Hamiltonian density of the Liouville action playing the role of the monotonic flow function, which we further correlated with holographic c-theorems [66, 67].

Since there have been recent experimental realizations of the 3-site spinless Hubbard model [83] and a proposal for realizing AdS/CFT using quantum circuits [84], it will be very interesting to write down efficient circuits in these cases using the ideas in this paper.

## Acknowledgments

We thank Kausik Ghosh, Apoorva Patel, Tadashi Takayanagi and Barry Sanders for useful discussions. We thank Barry Sanders and Tadashi Takayanagi for comments on this draft. A.S. acknowledges support from a DST Swarnajayanti Fellowship Award DST/SJF/PSA-01/2013-14. A.B. is supported by JSPS Grant-in-Aid for JSPS fellows (17F17023).

## A Complexity for ground state of free scalar field theory:

We compute the complexity for the ground state of a free scalar field theory in  $1+1$  dimensions. We discretize it on the lattice. Effectively we get a system of coupled oscillators. The Hamiltonian is [6],

$$H = \frac{1}{2} \sum_{i=0}^{N-1} \left( p_i^2 + \omega^2 x_i^2 + \Omega^2 (x_i - x_{i+1})^2 \right), \quad (\text{A.1})$$

where,  $\omega = m, \Omega = \frac{1}{\delta}$ .  $\delta$  is the lattice spacing and  $i$  denotes the position on the lattice. For simplicity we focus on the 2 coupled oscillator case. The Hamiltonian is,

$$H = \frac{1}{2} (p_1^2 + p_2^2 + (\omega^2 + \Omega^2)(x_1^2 + x_2^2) + 2\Omega^2 x_1 x_2) \quad (\text{A.2})$$

The ground state for this Hamiltonian is given by,

$$\psi^T(x_1, x_2) = \frac{(\omega_1 \omega_2 - \beta^2)^{1/4}}{\sqrt{\pi}} \exp \left( -\frac{\omega_1}{2} x_1^2 - \frac{\omega_2}{2} x_2^2 - \beta x_1 x_2 \right), \quad (\text{A.3})$$

with,

$$\omega_1 = \omega_2 = \frac{1}{2}(\omega + \sqrt{\omega^2 + 2\Omega^2}), \beta = \frac{1}{2}(\omega - \sqrt{\omega^2 + 2\Omega^2}). \quad (\text{A.4})$$

We will compute the complexity of this state w.r.t to the following state with no entanglement between  $x_1$  and  $x_2$ .

$$\psi^R(x_1, x_2) = \sqrt{\frac{\omega_r}{\pi}} \exp\left(-\frac{\omega_r}{2}(x_1^2 + x_2^2)\right), \quad (\text{A.5})$$

where  $\omega_r$  is a reference frequency. Now we have to construct the optimal circuit which will take us from  $\psi^R(x_1, x_2)$  to  $\psi^T(x_1, x_2)$ .

$$\psi^T(x_1, x_2) = \overleftarrow{\mathcal{P}} \exp\left(\int_0^1 Y^I(s) M_I ds\right) \psi^R(x_1, x_2), \quad (\text{A.6})$$

where the circuit  $U(s) = \overleftarrow{\mathcal{P}} \exp\left(\int_0^s Y^I(s) M_I ds\right)$  is generated by the four generators ( $M_I$ ) of  $GL(2, R)$  and  $Y^I$  are some control functions.  $s$  parametrizes the path in the space of circuit and for  $s = 0$  we have  $U(s = 0) = I$ , we get back the reference state. For  $s = 1$  we get the target state. We need to optimize  $Y^I$  as a function of  $s$  to get the optimal circuit. This is achieved by first writing down an action for  $Y^I$  and then minimizing it. We choose the following functional,

$$C(U(s)) = \int_0^1 ds \sqrt{\sum_{I,J} g_{IJ} Y^I(s) Y^J(s)}. \quad (\text{A.7})$$

$g_{IJ}$  are the penalty factors. For our case, the generators of the circuit takes the following form,  $M_{ab} = (ix_a p_b + \frac{1}{2}\delta_{ab})$ , where the index  $I$  which appears in eq. (A.6),  $\in \{11, 12, 21, 22\}$ . Now  $M_{11}$  and  $M_{22}$  both corresponds to scaling generators which scales the coefficients of  $x_1$  and  $x_2$  and  $M_{12}$  and  $M_{21}$  are the entangling generators which shifts  $x_1$  by  $x_2$  and vice versa thereby generating  $x_1 x_2$  term in the wavefunction. Both  $\psi^T(x_1, x_2)$  and  $\psi^R(x_1, x_2)$  can be written as

$$\psi(x_1, x_2) = \mathcal{N} \exp\left(x_a \cdot A_{ab} \cdot x_b\right), \quad (\text{A.8})$$

where,  $\vec{x} = \{x_1, x_2\}$ . Given this basis vector, the generators  $M$ 's take the form of a  $2 \times 2$  matrix.

$$M_{11} = \begin{pmatrix} 1 & 0 \\ 0 & 0 \end{pmatrix}, M_{22} = \begin{pmatrix} 0 & 0 \\ 0 & 1 \end{pmatrix}, M_{12} = \begin{pmatrix} 0 & 1 \\ 0 & 0 \end{pmatrix}, M_{21} = \begin{pmatrix} 0 & 0 \\ 1 & 0 \end{pmatrix}. \quad (\text{A.9})$$

These are nothing but the generators of  $GL(2, R)$ . Following [6] we can conveniently parametrize  $U(s)$  in the following way,

$$U(s) = \exp(y_3(s)) \begin{pmatrix} x_0 - x_3 & x_2 - x_1 \\ x_2 + x_1 & x_0 + x_3 \end{pmatrix}, \quad (\text{A.10})$$

with,

$$\begin{aligned} x_0 &= \cos(\tau(s)) \cosh(\rho(s)), x_1 = \sin(\tau(s)) \cosh(\rho(s)), \\ x_2 &= \cos(\theta(s)) \sinh(\rho(s)), x_3 = \sin(\theta(s)) \sinh(\rho(s)). \end{aligned} \quad (\text{A.11})$$

## Penalize entangling gates

First we will penalize the entangling gates corresponding to the generators  $M_{12}$  and  $M_{21}$ . We set following [6],

$$g_{IJ} = \text{diag}\{1, p^2, p^2, 1\}. \quad (\text{A.12})$$

Given this and using (A.10), the complexity functional (A.7) becomes a distance functional

$$d(p) = \sqrt{2} \int_0^1 ds k, \quad (\text{A.13})$$

where,

$$k^2 = \dot{y}^2 + (p^2 - (p^2 - 1) \sin^2(2x)) \dot{\rho}^2 - (p^2 - 1) \sin(4x) \sinh(2\rho) \dot{\rho} \dot{z} \\ + p^2 \dot{x}^2 + (p^2 \cosh(4\rho) - (p^2 - 1) \cos^2(2x) \sinh^2(2\rho)) \dot{z}^2 - 2p^2 \cosh(2\rho) \dot{x} \dot{z}. \quad (\text{A.14})$$

for the manifold associated with the following metric,

$$ds^2 = 2dy^2 + 2(p^2 - (p^2 - 1) \sin^2(2x)) d\rho^2 - 2(p^2 - 1) \sin(4x) \sinh(2\rho) d\rho dz \quad (\text{A.15})$$

$$+ 2p^2 dx^2 + 2(p^2 \cosh(4\rho) - (p^2 - 1) \cos^2(2x) \sinh^2(2\rho)) dz^2 - 4p^2 \cosh(2\rho) dx dz. \quad (\text{A.16})$$

Here the dot denote the derivative w.r.t  $s$  and  $\theta(s) = x(s) + z(s)$ ,  $\tau(s) = x(s) - z(s)$ .

Then following the analysis of [6] one can show that for large  $p$ ,

$$d(p) \approx p + \dots \quad (\text{A.17})$$

## Penalize scaling gates

First we will penalize the entangling gates corresponding to the generators  $M_{11}$  and  $M_{22}$ . We set,

$$g_{IJ} = \text{diag}\{p^2, 1, 1, p^2\}. \quad (\text{A.18})$$

In this case, the complexity functional (A.7) becomes a distance functional

$$d(p) = \sqrt{\frac{1}{2}} \int_0^1 ds k, \quad (\text{A.19})$$

where,

$$k^2 = \left( 2(p^2 + 1 - (p^2 - 1) \cos(4x)) \dot{\rho}^2 + 4(p^2 - 1) \sinh(2\rho) \sin(4x) \dot{\rho} \dot{z} \right. \\ \left. + ((p^2 + 3) \cosh(4\rho) + (p^2 - 1) (2\sinh^2(2\rho) \cos(4x) - 1)) \dot{z}^2 + 4p^2 \dot{y}^2 \right. \\ \left. - 8 \cosh(2\rho(s)) \dot{x} \dot{z} + 4 \dot{x}^2 \right), \quad (\text{A.20})$$

for the manifold associated with the following metric,

$$ds^2 = \frac{1}{2} \left( 2(p^2 + 1 - (p^2 - 1) \cos(4x)) d\rho^2 + 4(p^2 - 1) \sinh(2\rho) \sin(4x) d\rho dz \right. \quad (\text{A.21})$$

$$\left. + ((p^2 + 3) \cosh(4\rho) + (p^2 - 1) (2\sinh^2(2\rho) \cos(4x) - 1)) dz^2 + 4p^2 dy^2 \right. \quad (\text{A.22})$$

$$\left. - 8 \cosh(2\rho) dx dz + 4 dx^2 \right). \quad (\text{A.23})$$

Performing an analysis similar to one done in [6] we can show that in the large  $p$  limit,

$$d(p) \approx p^0 + \dots \quad (\text{A.24})$$

The results in (A.17) and (A.24) can be intuitively explained in the following way. If we look the algebra of generators we can see that,

$$[M_{12}, M_{21}] = M_{11} - M_{22}. \quad (\text{A.25})$$



The commutator of the entangling gates generate the scaling gates. But the converse is not true as the scaling gates commute with each other. Here we have used (A.9). So naturally if we suppress the entangling gates we will be requiring more number of gates to reproduce the target state compared to the case when we suppress the scaling gates as the effects of the scaling can be still be generated by the entangling gates. This shows the plausibility of the results mentioned in (A.17) and (A.24).

## B Complexity for time evolution operator: a perturbative computation

We compute the circuit complexity for the time evolution operator  $U = e^{-iHt}$ , where  $H$  is the Hamiltonian. We want to find the efficient circuit which represents this the unitary. We essentially follow the steps as before. The circuit is parametrized as,

$$U(s) = \overleftarrow{\mathcal{P}} \exp \left( -i \int_0^s Y^I(s) M_I ds \right) \quad (\text{B.1})$$

as before. Here  $U(s=0) = I$  and  $U(s=1) = e^{-iHt}$ .  $I$  is the identity operator. Given this boundary condition we again proceed to minimize the cost functional (A.7). Again after suitable parametrization (A.7) becomes the distance functional  $d(p)$  for a certain manifold. Now we will consider  $t$  is small. So it will enable us to do the calculation perturbatively in  $t$ .  $H$  typically takes the following form,

$$H = \sum_I h^I M_I. \quad (\text{B.2})$$

$M_I$  forms a complete basis. These operators typically satisfy the following Lie-algebra,

$$[M_I, M_J] = i \sum_K f_{IJ}^K M_K, \quad (\text{B.3})$$

where,  $f_{IJ}^K$  are the structure constants. Now we have to solve these  $Y^I$ s by minimizing (A.7). As  $t$  is small,  $Y^I$ s can be solved perturbatively in  $t$ . We quote simply the results here. The detailed calculations are done in [5].

$$Y^I(s) = t h^I - \frac{1}{2} t^2 (1-2s) \sum_{J,K} C_{JK}^I h^J h^K + \mathcal{O}(t^3) + \dots, \quad (\text{B.4})$$

where,  $h^I$ s are defined in (B.2) and

$$C_{JK}^I = \sum f_{JL}^M (\mathcal{I}^{-1})_M^I \mathcal{I}_K^L, \quad \mathcal{I}_J^I = \sum_M K^{IM} g_{MJ}, \quad K_{IJ} = \sum_{M,L} f_{IM}^L f_{JL}^M. \quad (\text{B.5})$$

Also we have used the fact that,

$$g_{IJ} = \frac{c_I + c_J}{2} K_{IJ} \quad (\text{B.6})$$

Again we can penalize certain gates by choose  $c_I = p^2$  for some  $I$  and  $p$  is very large. For other gates we can set  $c_I = 1$ . We can easily see that in our previous example,  $K_{IJ} = \delta_{IJ}$  and we can get either (A.12) or (A.18) depending on whether we choose to suppress the entangling or scaling gates. Now using (B.4) we get after evaluating (A.7),

$$d(p) = t \sqrt{\sum_{I,J} g_{IJ} h^I h^J} + \mathcal{O}(t^2) + \dots \quad (\text{B.7})$$

Now from (B.7) it is evident that, for large  $p$  depending on the structure of  $g_{IJ}$  we will have the following leading order behaviour of  $d(p)$ .

$$d(p) \approx t p^\alpha + \mathcal{O}(t^2) + \dots, \quad (\text{B.8})$$

where either  $\alpha = 0$  or  $1$ .

## References

- [1] M. A. Nielsen, M. R. Dowling, M. Gu, and A. C. Doherty, “Quantum Computation as Geometry”, *Science* **311** (2006) 1133–1135, [quant-ph/0603161].
- [2] M. A. Nielsen, M. R. Dowling, M. Gu, and A. C. Doherty, “Optimal control, geometry, and quantum computing”, *Phys. Rev. A* **73**, 062323 [arXiv:quant-ph/0603160].
- [3] M. A. Nielsen, “A geometric approach to quantum circuit lower bounds”, *Quantum Information and Computation*, **6**, 213 (2006), arXiv:quant-ph/0502070[quant-ph].
- [4] M. A. Nielsen and M. R. Dowling, The geometry of quantum computation, *Quantum Information & Computation*, **8**, 861 (2008) quant-ph/0701004.
- [5] V. Balasubramanian, M. DeCross, A. Kar and O. Parrikar, “Binding Complexity and Multi-party Entanglement,” *JHEP* **1902** (2019) 069 [arXiv:1811.04085 [hep-th]].
- [6] R. Jefferson and R. C. Myers, “Circuit complexity in quantum field theory,” *JHEP* **1710**, 107 (2017) [arXiv:1707.08570 [hep-th]].
- [7] L. Hackl and R. C. Myers, “Circuit complexity for free fermions,” *JHEP* **1807**, 139 (2018) [arXiv:1803.10638 [hep-th]].
- [8] M. Guo, J. Hernandez, R. C. Myers and S. M. Ruan, “Circuit Complexity for Coherent States,” *JHEP* **1810**, 011 (2018) [arXiv:1807.07677 [hep-th]].
- [9] S. Chapman, M. P. Heller, H. Marrochio and F. Pastawski, “Toward a Definition of Complexity for Quantum Field Theory States,” *Phys. Rev. Lett.* **120**, no. 12, 121602 (2018) [arXiv:1707.08582 [hep-th]].
- [10] R. Q. Yang, “Complexity for quantum field theory states and applications to thermofield double states,” *Phys. Rev. D* **97** (2018) no.6, 066004 [arXiv:1709.00921 [hep-th]].
- [11] R. Khan, C. Krishnan and S. Sharma, “Circuit Complexity in Fermionic Field Theory,” *Phys. Rev. D* **98**, no. 12, 126001 (2018) [arXiv:1801.07620 [hep-th]].
- [12] R. Q. Yang, Y. S. An, C. Niu, C. Y. Zhang and K. Y. Kim, “Principles and symmetries of complexity in quantum field theory,” *Eur. Phys. J. C* **79**, no. 2, 109 (2019) [arXiv:1803.01797 [hep-th]].
- [13] D. W. F. Alves and G. Camilo, “Evolution of complexity following a quantum quench in free field theory,” *JHEP* **1806** (2018) 029 [arXiv:1804.00107 [hep-th]].
- [14] P. Caputa and J. M. Magan, “Quantum Computation as Gravity,” *Phys. Rev. Lett.* **122** no.23, 231302 (2019) [arXiv:1807.04422 [hep-th]].
- [15] H. A. Camargo, P. Caputa, D. Das, M. P. Heller and R. Jefferson, “Complexity as a novel probe of quantum quenches: universal scalings and purifications,” *Phys. Rev. Lett.* **122**, no. 8, 081601 (2019) [arXiv:1807.07075 [hep-th]].

- [16] A. R. Brown and L. Susskind, “Second law of quantum complexity,” *Phys. Rev. D* **97**, no. 8, 086015 (2018) [arXiv:1701.01107 [hep-th]].
- [17] T. Ali, A. Bhattacharyya, S. Shajidul Haque, E. H. Kim and N. Moynihan, “Time Evolution of Complexity: A Critique of Three Methods,” *JHEP* **1904** (2019) 087 [arXiv:1810.02734 [hep-th]].
- [18] S. Chapman, J. Eisert, L. Hackl, M. P. Heller, R. Jefferson, H. Marrochio and R. C. Myers, “Complexity and entanglement for thermofield double states,” *SciPost Phys.* **6**, no. 3, 034 (2019) [arXiv:1810.05151 [hep-th]].
- [19] R. Q. Yang and K. Y. Kim, “Complexity of operators generated by quantum mechanical Hamiltonians,” *JHEP* **1903**, 010 (2019) [arXiv:1810.09405 [hep-th]].
- [20] T. Ali, A. Bhattacharyya, S. Shajidul Haque, E. H. Kim and N. Moynihan, “Post-Quench Evolution of Distance and Uncertainty in a Topological System: Complexity, Entanglement and Revivals,” arXiv:1811.05985 [hep-th].
- [21] A. Bernamonti, F. Galli, J. Hernandez, R. C. Myers, S. M. Ruan and J. Simn, “The First Law of Complexity,” arXiv:1903.04511 [hep-th].
- [22] V. Balasubramanian, M. Decross, A. Kar and O. Parrikar, “Quantum Complexity of Time Evolution with Chaotic Hamiltonians,” arXiv:1905.05765 [hep-th].
- [23] I. Akal, “Weighting gates in circuit complexity and holography,” arXiv:1903.06156 [hep-th].
- [24] T. Ali, A. Bhattacharyya, S. S. Haque, E. H. Kim, N. Moynihan and J. Murugan, “Chaos and Complexity in Quantum Mechanics,” arXiv:1905.13534 [hep-th].
- [25] R. Q. Yang and K. Y. Kim, “Time evolution of the complexity in chaotic systems: concrete examples,” arXiv:1906.02052 [hep-th].  
R. Q. Yang, Y. S. An, C. Niu, C. Y. Zhang and K. Y. Kim, “To be unitary-invariant or not?: a simple but non-trivial proposal for the complexity between states in quantum mechanics/field theory,” arXiv:1906.02063 [hep-th].
- [26] A. R. Brown and L. Susskind, “The Complexity Geometry of a Single Qubit,” arXiv:1903.12621 [hep-th].
- [27] L. Susskind, “Computational Complexity and Black Hole Horizons”, *Fortsch. Phys.* **64** (2016) 24–43, arXiv:1403.5695[hep-th].
- [28] D. Stanford and L. Susskind, “Complexity and Shock Wave Geometries”, *Phys. Rev.* **D90**, no. 12 126007 (2014), arXiv:1406.2678 [hep-th].
- [29] L. Susskind and Y. Zhao, “Switchbacks and the Bridge to Nowhere”, arXiv:1408.2823 [hep-th].
- [30] L. Susskind, “Entanglement is not enough”, *Fortsch. Phys.* **64** (2016) 49–71, arXiv:1411.0690 [hep-th].
- [31] A. R. Brown, D. A. Roberts, L. Susskind, B. Swingle, and Y. Zhao, “Holographic Complexity Equals Bulk Action?”, *Phys. Rev. Lett.* **116** (2016), no. 19 191301, arXiv:1509.07876[hep-th].
- [32] A. R. Brown, D. A. Roberts, L. Susskind, B. Swingle, and Y. Zhao, “Complexity, action, and black holes”, *Phys. Rev.* **D93** (2016), no. 8 086006, arXiv:1512.04993 [hep-th].
- [33] L. Susskind, “Three Lectures on Complexity and Black Holes,” arXiv:1810.11563 [hep-th].
- [34] M. Alishahiha, “Holographic Complexity”, *Phys. Rev.* **D92**, no. 12 126009 (2015), arXiv:1509.06614[hep-th].

- [35] R.-G. Cai, S.-M. Ruan, S.-J. Wang, R.-Q. Yang, and R.-H. Peng, “Action growth for AdS black holes”, JHEP **09** (2016) 161, arXiv:1606.08307[hep-th].
- [36] A. R. Brown, L. Susskind, and Y. Zhao, “Quantum Complexity and Negative Curvature”, Phys. Rev. **D95** (2017), no. 4 045010, arXiv:1608.02612 [hep-th].
- [37] L. Lehner, R. C. Myers, E. Poisson, and R. D. Sorkin, “Gravitational action with null boundaries”, Phys. Rev. **D94**, no. 8 084046 (2016), arXiv:1609.00207[hep-th].
- [38] S. Chapman, H. Marrochio, and R. C. Myers, “Complexity of Formation in Holography”, JHEP **01** (2017) 062, arXiv:1610.08063[hep-th].
- [39] D. Carmi, R. C. Myers, and P. Rath, “Comments on Holographic Complexity”, JHEP **03** (2017) 118, arXiv:1612.00433[hep-th].
- [40] A. Reynolds and S. F. Ross, “Divergences in Holographic Complexity”, Class. Quant. Grav. **34** (2017), no. 10 105004, arXiv:1612.05439 [hep-th].
- [41] D. Carmi, S. Chapman, H. Marrochio, R. C. Myers, and S. Sugishita, “On the Time Dependence of Holographic Complexity”, JHEP **11** (2017) 188, arXiv:1709.10184 [hep-th].
- [42] R. Q. Yang, C. Niu, C. Y. Zhang and K. Y. Kim, “Comparison of holographic and field theoretic complexities for time dependent thermofield double states,” JHEP **1802**, 082 (2018) [arXiv:1710.00600 [hep-th]].
- [43] M. Moosa, “ Evolution of Complexity Following a Global Quench,” JHEP **1803**, 031 (2018) [arXiv:1711.02668 [hep-th]].
- [44] M. Moosa, “Divergences in the rate of complexification,” Phys. Rev. D **97**, no.10, 106016 (2018) [arXiv:1712.07137 [hep-th]].
- [45] S. Chapman, H. Marrochio and R. C. Myers, “Holographic complexity in Vaidya spacetimes. Part I,” JHEP **1806**, 046 (2018) [arXiv:1804.07410 [hep-th]].
- [46] S. Chapman, H. Marrochio and R. C. Myers, “ Holographic complexity in Vaidya spacetimes. Part II,” JHEP **1806**, 114 (2018) [arXiv:1805.07262 [hep-th]].
- [47] J. Couch, S. Eccles, T. Jacobson and P. Nguyen, “Holographic Complexity and Volume,” JHEP **1811** (2018) 044 [arXiv:1807.02186 [hep-th]].
- [48] K. Goto, H. Marrochio, R. C. Myers, L. Queimada and B. Yoshida, “Holographic Complexity Equals Which Action?,” JHEP **1902**, 160 (2019) [arXiv:1901.00014 [hep-th]].
- [49] A. R. Brown, H. Gharibyan, H. W. Lin, L. Susskind, L. Thorlacius and Y. Zhao, “Complexity of Jackiw-Teitelboim gravity,” Phys. Rev. D **99**, no. 4, 046016 (2019) [arXiv:1810.08741 [hep-th]].
- [50] I. Chuang, and M. Nielsen, “Quantum Computation and Quantum Information”, Cambridge University Press, 2nd ed. (2010).
- [51] J. S. Cotler, J. Molina-Vilaplana and M. T. Mueller, “A Gaussian Variational Approach to cMERA for Interacting Fields,” arXiv:1612.02427 [hep-th].
- [52] T. Barnes and G. I. Ghandour, “Variational Treatment of the Effective Potential and Renormalization in Fermi-Bose Interacting Field Theories,” Phys. Rev. D **22**, 924 (1980).
- [53] P. M. Stevenson, “The Gaussian Effective Potential. 2.  $\lambda\phi^4$  Field Theory,” Phys. Rev. D **32**, 1389 (1985).

- [54] P. M. Stevenson and I. Roditi, “The Gaussian Effective Potential. 3.  $\phi^6$  Theory And Bound States,” *Phys. Rev. D* **33**, 2305 (1986).
- [55] W. Namgung, P. M. Stevenson and J. F. Reed, “Gaussian Effective Potential Studies of Fermion Scalar Theories,” *Z. Phys. C* **45**, 47 (1989).
- [56] F. Siringo and L. Marotta, “Gaussian effective potential for the standard model  $SU(2) \times U(1)$  electroweak theory,” *Phys. Rev. D* **78**, 016003 (2008) [arXiv:0803.3043 [hep-ph]].
- [57] M. Suzuki, “Fractal decomposition of exponential operators with applications to many-body theories and Monte Carlo simulations”, *Physics Letters A*, Volume 146, Issue 6, p. 319-323.
- [58] M. Suzuki, “General theory of fractal path integrals with applications to many body theories and statistical physics”, *Journal of Mathematical Physics*, Volume 32, Issue 2, February 1991, pp.400-407.
- [59] D. W. Berry, G. Ahokas, R. Cleve, and B. C. Sanders, “Quantum algorithms for Hamiltonian simulation”, chapter 4 of “Mathematics of quantum computation and quantum technology”, Chapman and Hall, pages 89-112 (2007)
- [60] D. W. Berry, G. Ahokas, R. Cleve, and B. C. Sanders, “Efficient Quantum Algorithms for Simulating Sparse Hamiltonians”, *Communications in Mathematical Physics* 270, 359 (2007).
- [61] N. Wiebe, D. W. Berry, P. Hoyer, and B. C. Sanders, “Higher Order to Decompositions of Ordered Operator Exponentials”, *J. Phys. A: Math. Theor.* 43, 065203 (2010).
- [62] <http://www.theory.caltech.edu/preskill/ph219/quantum-simulation-23feb2009.pdf>
- [63] See [http://www.theory.caltech.edu/preskill/ph219/chap5\\_13.pdf](http://www.theory.caltech.edu/preskill/ph219/chap5_13.pdf)
- [64] M. Srednicki, “Quantum Field Theory”, Cambridge University Press, Jan 25, 2007
- [65] M. Creutz and A. Gocksch, “Higher-order hybrid Monte Carlo algorithms”, *Phys. Rev. Lett.* 63, 9 (1989).
- [66] R. C. Myers and A. Sinha, “Seeing a c-theorem with holography,” *Phys. Rev. D* **82**, 046006 (2010) [arXiv:1006.1263 [hep-th]].
- [67] R. C. Myers and A. Sinha, “Holographic c-theorems in arbitrary dimensions,” *JHEP* **1101**, 125 (2011) [arXiv:1011.5819 [hep-th]].
- [68] J. Cotler, M. R. Mohammadi Mozaffar, A. Mollabashi and A. Naseh, “Renormalization Group Circuits for Weakly Interacting Continuum Field Theories,” arXiv:1806.02831 [hep-th].
- [69] J. Cotler, M. R. Mohammadi Mozaffar, A. Mollabashi and A. Naseh, “Entanglement Renormalization for Weakly Interacting Fields,” arXiv:1806.02835 [hep-th].
- [70] A. Bhattacharyya, A. Shekar and A. Sinha, “Circuit complexity in interacting QFTs and RG flows,” *JHEP* **1810**, 140 (2018) [arXiv:1808.03105 [hep-th]].
- [71] P. Caputa, N. Kundu, M. Miyaji, T. Takayanagi and K. Watanabe, “Anti-de Sitter Space from Optimization of Path Integrals in Conformal Field Theories,” *Phys. Rev. Lett.* **119** (2017) no.7, 071602 [arXiv:1703.00456 [hep-th]].
- [72] P. Caputa, N. Kundu, M. Miyaji, T. Takayanagi and K. Watanabe, “Liouville Action as Path-Integral Complexity: From Continuous Tensor Networks to AdS/CFT,” *JHEP* **1711** (2017) 097 [arXiv:1706.07056 [hep-th]].

- [73] B. Czech, “Einstein Equations from Varying Complexity,” *Phys. Rev. Lett.* **120**, no.3, 031601 (2018) [arXiv:1706.00965 [hep-th]].
- [74] J. Molina-Vilaplana and A. Del Campo, “Complexity Functionals and Complexity Growth Limits in Continuous MERA Circuits,” *JHEP* **1808** (2018) 012 [arXiv:1803.02356 [hep-th]].
- [75] A. Bhattacharyya, P. Caputa, S. R. Das, N. Kundu, M. Miyaji and T. Takayanagi, “Path-Integral Complexity for Perturbed CFTs,” *JHEP* **1807** (2018) 086 [arXiv:1804.01999 [hep-th]].
- [76] T. Takayanagi, “Holographic Spacetimes as Quantum Circuits of Path-Integrations,” *JHEP* **1812** (2018) 048 [arXiv:1808.09072 [hep-th]].
- [77] H. A. Camargo, M. P. Heller, R. Jefferson and J. Knaute, “Path integral optimization as circuit complexity,” *Phys. Rev. Lett.* **123**, no.1, 011601 (2019) [arXiv:1904.02713 [hep-th]].
- [78] A. Milsted and G. Vidal, “Tensor networks as path integral geometry,” arXiv:1807.02501 [cond-mat.str-el].
- [79] A. Milsted and G. Vidal, “Geometric interpretation of the multi-scale entanglement renormalization ansatz,” arXiv:1812.00529 [hep-th].
- [80] D. P. Jatkar and A. Sinha, “New Massive Gravity and  $AdS_4$  counterterms,” *Phys. Rev. Lett.* **106**, 171601 (2011) [arXiv:1101.4746 [hep-th]].
- [81] A.B. Zamolodchikov, “Irreversibility of the Flux of the Renormalization Group in a 2D Field Theory,” *JETP Lett.* **43**, 730 (1986).  
Z. Komargodski and A. Schwimmer, “On Renormalization Group Flows in Four Dimensions,” *JHEP* **1112**, 099 (2011) [arXiv:1107.3987 [hep-th]].
- [82] M. Nozaki, S. Ryu and T. Takayanagi, “Holographic Geometry of Entanglement Renormalization in Quantum Field Theories,” *JHEP* **1210** (2012) 193 [arXiv:1208.3469 [hep-th]].
- [83] R. Barends, L. Lamata, J. Kelly, L. García-Álvarez, A. G. Fowler, A. Megrant, E. Jeffrey, T. C. White, D. Sank and J. Y. Mutus, “Digital quantum simulation of fermionic models with a superconducting circuit”, *Nature Communications* **6**, 7654 (2015), arXiv:1501.07703 [quant-ph].
- [84] L. Garca-lvarez, I. L. Egusquiza, L. Lamata, A. del Campo, J. Sonner and E. Solano, “Digital Quantum Simulation of Minimal AdS/CFT,” *Phys. Rev. Lett.* **119** (2017) no.4, 040501 [arXiv:1607.08560 [quant-ph]].