

A Groupwise Approach for Inferring Heterogeneous Treatment Effects in Causal Inference

Chan Park and Hyunseung Kang

Department of Statistics, University of Wisconsin–Madison

Abstract

Recently, there has been great interest in estimating the conditional average treatment effect using flexible machine learning methods. However, in practice, investigators often have working hypotheses about effect heterogeneity across pre-defined subgroups of individuals, which we call the groupwise approach. The paper compares two modern ways to estimate groupwise treatment effects, a nonparametric approach and a semiparametric approach, with the goal of better informing practice. Specifically, we compare (a) the underlying assumptions, (b) efficiency characteristics, and (c) a way to combine the two approaches. We also discuss how to obtain cluster-robust standard errors if the study units in the same subgroups are not independent and identically distributed. We conclude by reanalyzing the National Educational Longitudinal Study of 1988.

Keywords: Conditional average treatment effect, Sample splitting least squares, Semiparametric efficiency, Simultaneous inference

1 Introduction

1.1 Motivation: A Groupwise Approach to Effect Heterogeneity

Recently, there has been great interest in estimating heterogeneous treatment effects using machine learning methods (Su et al., 2009; Hill, 2011; Athey and Imbens, 2016; Shalit et al., 2017; Chernozhukov et al., 2018; Dorie et al., 2019; Hahn et al., 2020; Nie and Wager, 2020). A common focus in these works is estimating the conditional average treatment effect given a specific value of p covariates $\mathbf{X}_i \in \mathbb{R}^p$, i.e., $\tau^*(\mathbf{X}_i) = E\{Y_i^{(1)} - Y_i^{(0)} \mid \mathbf{X}_i\}$ where $Y_i^{(a)}$ is the potential outcome of individual i if he/she were to receive a binary treatment value $a \in \{0, 1\}$. However, in practice, investigators often hypothesize and discuss effect heterogeneity based on pre-defined, meaningful subgroups of individuals. For example, Neal (1997) and Grogger et al. (2000) studied the effect of Catholic secondary schooling on educational achievements across pre-defined subgroups defined by races and community types. For other examples, see Card (1999), Altonji et al. (2005), Brand (2006), Brand and Xie (2010), Gerber et al. (2017), Dynarski et al. (2018), and Chetty et al. (2019). We call this approach to studying effect heterogeneity the *groupwise approach* and the target estimand $\boldsymbol{\tau}^* = (\tau_1^*, \dots, \tau_G^*)^\top$ is formally represented as

$$\tau_g^* = E\{Y_i^{(1)} - Y_i^{(0)} \mid M(\mathbf{X}_i) = g\} = E\{\tau^*(\mathbf{X}_i) \mid M(\mathbf{X}_i) = g\} . \quad (1)$$

The function $M : \mathbf{X}_i \rightarrow \{1, \dots, G\}$ is a fixed, well-defined (i.e., $P(M(\mathbf{X}_i) = g)$ is away from 0 and 1) function that partitions the p -dimensional covariates \mathbf{X}_i into G non-overlapping subgroups and τ_g^* is the average treatment effect within the g th partition. The overall goal of the paper is to explore recent, modern approaches of estimating τ_g^* based on different models of the observed data and to use the insights from our investigation to inform practice.

1.2 Nonparametric Versus Semiparametric Approaches to Estimate τ_g^*

Estimation and inference of τ_g^* have been discussed in many prior works (Imai and Ratkovic, 2013; Chernozhukov et al., 2017; Künzel et al., 2018; Athey et al., 2019; Nie and Wager, 2020) and modern works in this area can be roughly divided into two types, a nonparametric approach and a semiparametric approach. A nonparametric approach usually starts by estimating $\tau^*(\mathbf{X}_i)$ with nonparametric, machine learning methods, say by the generalized random forest (GRF) (Athey et al., 2019) or the X-learner (Künzel et al., 2019), and averaging $\tau^*(\mathbf{X}_i)$ over \mathbf{X}_i with $M(\mathbf{X}_i) = g$. This approach typically makes no parametric assumptions about the functional form of $\tau^*(\mathbf{X}_i)$, the outcome regression, or the propensity score (Rosenbaum and Rubin, 1983). In contrast, a semiparametric approach usually makes a semiparametric modeling assumption about $\tau^*(\mathbf{X}_i)$ where the parametric component of the semiparametric model often equals the target parameter of interest τ_g^* ; see Section 2.2 for details. We remark that there are works that are in-between or outside of the two aforementioned approaches, notably the R-learner of Nie and Wager (2020) (see Sections 2.2 and 3.1) and Chernozhukov et al. (2017). In particular, Chernozhukov et al. (2017) focused on estimating a version of the groupwise effects in a randomized experiment with a known propensity score whereas we primarily focus on an observational study with an unknown propensity score. Also, the target estimand in Chernozhukov et al. (2017) is a conditional groupwise effect where the subgroups are random and depend on particular sample-splitting realizations; in contrast, our target estimand, the groupwise effect τ_g^* , and the subgroups are fixed regardless of sample-splitting realizations.

The focus of the paper is to compare and contrast the semiparametric approach and the nonparametric approach on estimating τ_g^* , with the ultimate goal to inform modern practice. In particular, given the estimators from each approach, we characterize their statistical properties under different assumptions about the underlying data generating model. Some notable results in the paper include (a) a sufficient and necessary conditions for the estimator developed under the semiparametric approach to consistently estimate the groupwise effect, (b) efficiency-related adaptation to underlying data generating model, (c) a combined estimator that can be more efficient than either estimators in finite samples, and (d) adjusting standard errors of each estimator when we have clustered/non-i.i.d. data. For practitioners, we compactly summarize our finding about the two approaches in Table 3.1.

2 Different Approaches of Estimating Groupwise Effects

2.1 Setup

For each individual $i = 1, \dots, N$, we observe $\mathbf{O}_i = (Y_i, A_i, \mathbf{X}_i)$ where $Y_i \in \mathbb{R}$ is the outcome, $A_i \in \{0, 1\}$ is the treatment indicator with 1 indicating treatment and 0 indicating control, and $\mathbf{X}_i \in \mathbb{R}^p$ are p pre-treatment covariates. Let $Y_i^{(1)}$ and $Y_i^{(0)}$ be the potential outcomes under treatment and control, respectively. Let $\boldsymbol{\tau}^* = (\tau_1^*, \dots, \tau_G^*)^\top$ be the vector of groupwise treatment effects.

We use the following notations for sets, norms, and convergence. For a subset $\mathcal{S} \subseteq \{1, \dots, N\}$, we denote its complement $\mathcal{S}^C = \{1, \dots, N\} \setminus \mathcal{S}$. We denote both the 2-norm of a vector and the spectral norm of a matrix as $\|\cdot\|_2$. For a vector \mathbf{v} , let $\mathbf{v}^{\otimes 2}$ be the outer product of \mathbf{v} , i.e., $\mathbf{v}^{\otimes 2} = \mathbf{v}\mathbf{v}^\top$. Let $L^r(P)$ -norm for a random variable \mathbf{W} and its function $h(\mathbf{W})$ be denoted as $\|\mathbf{W}\|_{P,r} = \left\{ \int \|\mathbf{w}\|_2^r dP(\mathbf{w}) \right\}^{1/r}$ and $\|h\|_{P,r} = \|h(\mathbf{W})\|_{P,r} = \left\{ \int \|h(\mathbf{w})\|_2^r dP(\mathbf{w}) \right\}^{1/r}$, respectively, where $P(\mathbf{w})$ is the distribution of \mathbf{W} . For a sequence a_N , let $\mathbf{X}_N = O_P(a_N)$ and $\mathbf{X}_N = o_P(a_N)$ be the usual big-O and little-O notations, respectively.

Next, we make the standard causal assumptions for observational data; see [Imbens and Rubin \(2015\)](#) and [Hernán and Robins \(2020\)](#) for textbook discussions.

Assumption 2.1. Suppose the following conditions hold.

- (A1) *Stable Unit Treatment Value Assumption (SUTVA)*: $Y_i = Y_i^{(a)}$ if $A_i = a \in \{0, 1\}$ ([Rubin, 1976, 1978](#); [Rosenbaum and Rubin, 1983](#)).
- (A2) *Conditional Unconfoundedness*: $\{Y_i^{(1)}, Y_i^{(0)}\} \perp\!\!\!\perp A_i \mid \mathbf{X}_i = \mathbf{x}$ for all \mathbf{x} .
- (A3) *Overlap/Positivity*: For all \mathbf{x} and some positive constant c_e , the propensity score $e^*(\mathbf{x}) = P(A_i = 1 \mid \mathbf{X}_i = \mathbf{x})$ satisfies $c_e \leq e^*(\mathbf{x}) \leq 1 - c_e$.
- (A4) *Well-defined Subgroups*: For all $g = 1, \dots, G$ and for some positive constant c_M , we have $c_M \leq P\{M(\mathbf{X}_i) = g\} \leq 1 - c_M$.

Under Assumption 2.1, the target estimand τ_g^* in (1) is identifiable from the observed data as follows:

$$\tau_g^* = \frac{\int \{\mu^*(1, \mathbf{x}) - \mu^*(0, \mathbf{x})\} \mathbb{1}\{M(\mathbf{x}) = g\} dP_{\mathbf{X}}(\mathbf{x})}{\int \mathbb{1}\{M(\mathbf{x}) = g\} dP_{\mathbf{X}}(\mathbf{x})}. \quad (2)$$

The function $\mu^*(A_i, \mathbf{X}_i) = E(Y_i \mid A_i, \mathbf{X}_i)$ is the outcome regression. The rest of the sections below discuss various approaches of estimating τ_g^* using equation (1) by imposing different assumptions on the observed data \mathbf{O}_i .

2.2 A Semiparametric Approach With a Partially Linear Outcome Model

This section reviews a popular, semiparametric approach to estimate τ_g^* based on the following semiparametric outcome model:

$$\begin{aligned} Y_i &= \mu^*(0, \mathbf{X}_i) + A_i \sum_{g=1}^G \beta_g^* \mathbb{1}\{M(\mathbf{X}_i) = g\} + \epsilon_i, \quad \mathbb{E}(\epsilon_i | A_i, \mathbf{X}_i) = 0 \\ &= \mu^*(0, \mathbf{X}_i) + A_i \mathbf{I}(\mathbf{X}_i)^\top \boldsymbol{\beta}^* + \epsilon_i, \end{aligned} \quad (\text{SP})$$

Here, $\mathbf{I}(\mathbf{X}_i) = (\mathbb{1}\{M(\mathbf{X}_i) = 1\}, \dots, \mathbb{1}\{M(\mathbf{X}_i) = G\})^\top$ and $\boldsymbol{\beta}^* = (\beta_1^*, \dots, \beta_G^*)^\top$. In words, model (SP) states that given individual i 's covariate \mathbf{X}_i , his/her observed outcome shifts by a constant amount β_g^* if individual i is treated, i.e., $A_i = 1$, and he/she belongs to group g . If model (SP) is the correct model for the observed data and the causal identifying assumptions in Assumption 2.1 hold, the causal parameters based on potential outcomes are related to the model parameters based on the observed data as follows: $\tau^*(\mathbf{x}) = \sum_{g=1}^G \mathbb{1}\{M(\mathbf{x}) = g\} \beta_g^*$ for all \mathbf{x} and $\tau_g^* = \beta_g^*$. That is, the average treatment effect does not vary once the subgroup membership is fixed. Finally, model (SP) belongs to a class of models known as partially linear models where β_g^* represents the parametric component and $\mu^*(0, \mathbf{X}_i)$ represents the nonparametric component.

Robinson (1988) provided a general approach to estimate semiparametric models such as model (SP) by using the following procedure. First, we remove the nonparametric component $\mu^*(0, \mathbf{x})$ in (SP) by subtracting $\nu^*(\mathbf{X}_i) = \mathbb{E}(Y_i | \mathbf{X}_i)$ from (SP). By the definition of conditional expectations, we arrive at

$$Y_i - \nu^*(\mathbf{X}_i) = \{A_i - e^*(\mathbf{X}_i)\} \mathbf{I}(\mathbf{X}_i)^\top \boldsymbol{\beta}^* + \epsilon_i. \quad (3)$$

Second, if we define $Z_i^* = Y_i - \nu^*(\mathbf{X}_i)$ and $\mathbf{V}_i^* = \{A_i - e^*(\mathbf{X}_i)\} \mathbf{I}(\mathbf{X}_i)^\top$, model (3) becomes a classic linear regression model with Z_i^* as the outcome and \mathbf{V}_i^* as the G dimensional regressors. In particular, if the two functions ν^* and e^* that define the variables Z_i^* and \mathbf{V}_i^* are known, we can use ordinary least squares to arrive at consistent, asymptotically Normal estimates of $\boldsymbol{\beta}^*$. But, since the two functions ν^* and e^* are not known, we must estimate them before applying ordinary least squares. There are many estimators for ν^* and e^* and arguably, the most popular and modern approach involves cross-fitting (Chernozhukov et al., 2018). Briefly, cross-fitting involves (i) splitting the data into non-overlapping two folds, say \mathcal{I}_1 and \mathcal{I}_2 , (ii) using one fold \mathcal{I}_k^C to estimate the two functions, (iii) using the other fold \mathcal{I}_k to compute the regressors and the dependent variable from the estimated functions, and (iv) repeating (i)-(iii) for $k = 1, 2$; see Algorithm 1 for details.

We make some additional remarks about the semiparametric estimator $\hat{\tau}_{\text{SP}}$. First, $\hat{\tau}_{\text{SP}}$ is a special case of the R -learner (Nie and Wager, 2020). In particular, their work focuses on estimating the entire CATE function $\tau^*(\mathbf{X}_i)$ across all \mathbf{X}_i whereas our task is to estimate groupwise summary of the CATE function. Also, under model (SP), our parameter parametrize $\tau^*(\mathbf{X}_i)$ in equation (4) of Nie and Wager (2020) by G finite-dimensional parameters. Second, we use a linear regression reformulation of cross-fitting in Chernozhukov et al. (2018) and this formulation is sufficient for

Algorithm 1 A Semiparametric Approach to Groupwise Treatment Effects

Require: Original data \mathbf{O}_i , $i = 1, \dots, N$.

Randomly split data into $\mathcal{I}_1, \mathcal{I}_2 \subseteq \{1, \dots, N\}$ where $|\mathcal{I}_1| = |\mathcal{I}_2| = N/2$ and $\mathcal{I}_1 \cap \mathcal{I}_2 = \emptyset$.

for $k = 1, 2$ **do**

1. Estimate nuisance functions ν^* and e^* with subsample \mathcal{I}_k^C . Denote them as $\hat{\nu}^{(-k)}$ and $\hat{e}^{(-k)}$.

2. Evaluate $\hat{\nu}^{(-k)}(\mathbf{X}_i)$ and $\hat{e}^{(-k)}(\mathbf{X}_i)$ for $i \in \mathcal{I}_k$.

end for

return Run ordinary least squares estimates with $\{A_i - \hat{e}^{(-k)}(\mathbf{X}_i)\}\mathbf{I}(\mathbf{X}_i)$ as the regressors and $Y_i - \hat{\nu}^{(-k)}(\mathbf{X}_i)$ as the dependent variable, i.e.,

$$\begin{aligned}\hat{\tau}_{\text{SP},g} &= \frac{\sum_{k=1}^2 \sum_{i \in \mathcal{I}_k} \{Y_i - \hat{\nu}^{(-k)}(\mathbf{X}_i)\} \{A_i - \hat{e}^{(-k)}(\mathbf{X}_i)\} \mathbb{1}\{M(\mathbf{X}_i) = g\}}{\sum_{k=1}^2 \sum_{i \in \mathcal{I}_k} \{A_i - \hat{e}^{(-k)}(\mathbf{X}_i)\}^2 \mathbb{1}\{M(\mathbf{X}_i) = g\}} \\ \hat{\sigma}_{\text{SP},g}^2 &= \frac{\frac{1}{N} \sum_{k=1}^2 \sum_{i \in \mathcal{I}_k} \{\hat{\epsilon}_i^{(-k)}\}^2 \{A_i - \hat{e}^{(-k)}(\mathbf{X}_i)\}^2 \mathbb{1}\{M(\mathbf{X}_i) = g\}}{\left[\frac{1}{N} \sum_{k=1}^2 \sum_{i \in \mathcal{I}_k} \{A_i - \hat{e}^{(-k)}(\mathbf{X}_i)\}^2 \mathbb{1}\{M(\mathbf{X}_i) = g\} \right]^2}, \\ \hat{\epsilon}_i^{(-k)} &= \{Y_i - \hat{\nu}^{(-k)}(\mathbf{X}_i)\} - \{A_i - \hat{e}^{(-k)}(\mathbf{X}_i)\} \mathbf{I}(\mathbf{X}_i)^\top \hat{\tau}_{\text{SP}}\end{aligned}$$

estimating β^* . Third, we can split the sample more than two times to stabilize the cross-fitted estimates. Fourth, investigators can use popular machine learning method to estimate ν^* and e^* ; see Section 6 for one example.

2.3 A Nonparametric Approach With a Nonparametric Linear Outcome Model

This section reviews a nonparametric approach to estimate groupwise effects under a nonparametric linear model of the outcome. Formally, consider the following nonparametric outcome model

$$Y_i = \mu^*(0, \mathbf{X}_i) + A_i \gamma^*(\mathbf{X}_i) + \epsilon_i, \quad \text{E}(\epsilon_i | A_i, \mathbf{X}_i) = 0 \quad (\text{NP})$$

where γ^* is a nonparametric function. In words, model (NP) states that given individual i 's covariate \mathbf{X}_i , his/her observed outcome shifts by an amount $\gamma^*(\mathbf{X}_i)$ if individual i is treated. Compared to model (SP), two people in the same subgroup g may have their outcomes shifted by a different amount depending on their respective covariates. Also, unlike model (SP), model (NP) does not make any parametric or semiparametric assumptions about the outcome; the outcome is determined by two nonparametric functions μ^* and γ^* . Finally, if model (NP) is correct and the causal identifying assumptions in Assumption 2.1 hold, the causal parameters based on potential outcomes are related to the model parameters based on the observed data as follows: $\tau^*(\mathbf{x}) = \gamma^*(\mathbf{x})$ and $\tau_g^* = \text{E}\{\gamma^*(\mathbf{X}_i) | M(\mathbf{X}_i) = g\}$.

We can adapt the results in Robins (1994), Hahn (1998), Scharfstein et al. (1999), and van der Laan and Robins (2003) to obtain the most efficient estimator of τ_g^* under model (NP). Specifically, under the nonparametric model (NP), the most efficient estimator of the average treatment effect

among all regular, asymptotically linear estimators is $N^{-1} \sum_{i=1}^N \varphi^*(\mathbf{O}_i)$ where

$$\varphi^*(\mathbf{O}_i) = \frac{A_i\{Y_i - \mu^*(1, \mathbf{X}_i)\}}{e^*(\mathbf{X}_i)} - \frac{(1 - A_i)\{Y_i - \mu^*(0, \mathbf{X}_i)\}}{1 - e^*(\mathbf{X}_i)} + \mu^*(1, \mathbf{X}_i) - \mu^*(0, \mathbf{X}_i) .$$

If the nuisance functions e^* and μ^* are known, we can run a linear regression with $\varphi^*(\mathbf{O}_i)$ as the outcome variable and the dummy variables representing each group g (without the intercept term) as the regressors. The estimated slope coefficients from this linear regression is the efficient estimator of τ_g^* ; see Section C.5 of the supplementary materials for a formal proof. If the nuisance functions are unknown, we can use plug-in estimates from cross-fitting, similar to the semiparametric approach; see Algorithm 2 for details.

Algorithm 2 A Nonparametric Approach to Groupwise Treatment Effects

Require: Original data \mathbf{O}_i , $i = 1, \dots, N$.

Randomly split data into $\mathcal{I}_1, \mathcal{I}_2 \subseteq \{1, \dots, N\}$ where $|\mathcal{I}_1| = |\mathcal{I}_2| = N/2$ and $\mathcal{I}_1 \cap \mathcal{I}_2 = \emptyset$.

for $k = 1, 2$ **do**

1. Estimate nuisance functions $\mu^*(1, \mathbf{X}_i)$, $\mu^*(0, \mathbf{X}_i)$, and $e^*(\mathbf{X}_i)$ with subsample \mathcal{I}_k^C . Denote them as $\hat{\mu}^{(-k)}(1, \mathbf{X}_i)$, $\hat{\mu}^{(-k)}(0, \mathbf{X}_i)$, and $\hat{e}^{(-k)}(\mathbf{X}_i)$.
2. Compute transformed variables $\hat{\mu}^{(-k)}(1, \mathbf{X}_i)$, $\hat{\mu}^{(-k)}(0, \mathbf{X}_i)$, and $\hat{e}^{(-k)}(\mathbf{X}_i)$ for $i \in \mathcal{I}_k$.

end for

return Run ordinary least squares estimates with $\mathbf{I}(\mathbf{X}_i)$ as the regressors and $\hat{\varphi}^{(-k)}(\mathbf{O}_i)$ as the dependent variable, i.e.,

$$\begin{aligned} \hat{\tau}_{\text{NP},g} &= \frac{\sum_{k=1}^2 \sum_{i \in \mathcal{I}_k} \hat{\varphi}^{(-k)}(\mathbf{O}_i) \mathbb{1}\{M(\mathbf{X}_i) = g\}}{\sum_{i=1}^N \mathbb{1}\{M(\mathbf{X}_i) = g\}} , \\ \hat{\sigma}_{\text{NP},g}^2 &= \frac{\frac{1}{N} \sum_{k=1}^2 \sum_{i \in \mathcal{I}_k} \{\hat{\varphi}^{(-k)}(\mathbf{O}_i) - \mathbf{I}(\mathbf{X}_i)^\top \hat{\tau}_{\text{NP}}\}^2 \mathbb{1}\{M(\mathbf{X}_i) = g\}}{\left[\frac{1}{N} \sum_{i=1}^N \mathbb{1}\{M(\mathbf{X}_i) = g\}\right]^2} , \\ \hat{\varphi}^{(-k)}(\mathbf{O}_i) &= \frac{A_i\{Y_i - \hat{\mu}^{(-k)}(1, \mathbf{X}_i)\}}{\hat{e}^{(-k)}(\mathbf{X}_i)} - \frac{(1 - A_i)\{Y_i - \hat{\mu}^{(-k)}(0, \mathbf{X}_i)\}}{1 - \hat{e}^{(-k)}(\mathbf{X}_i)} + \hat{\mu}^{(-k)}(1, \mathbf{X}_i) - \hat{\mu}^{(-k)}(0, \mathbf{X}_i) . \end{aligned}$$

2.4 A Combined Approach

Suppose an investigator wants to combine the estimates from the semiparametric approach and the nonparametric approach. While the motivation for such an estimator may seem odd at first, especially since the nonparametric approach makes fewer assumptions than the semiparametric approach in term of modeling assumptions, we show in Section 3.3 how this combined estimator can achieve better finite-sample performance than either estimator alone in some settings. Formally, for each group g , consider the weighted combination of the nonparametric and the semiparametric estimators where the weight is the value that minimizes the variance of the combined estimator

$\hat{\tau}_{W,g}$, i.e.,

$$\hat{\tau}_{W,g} = \hat{w}_g \hat{\tau}_{SP,g} + (1 - \hat{w}_g) \hat{\tau}_{NP,g}, \quad (4)$$

$$\hat{w}_g = \arg \min_{w \in [0,1]} \widehat{\text{Var}} \left\{ w \hat{\tau}_{SP,g} + (1 - w) \hat{\tau}_{NP,g} \right\} = \left(\frac{\hat{\sigma}_{NP,g}^2 - \hat{\sigma}_{SP,NP,g}}{\hat{\sigma}_{SP,g}^2 - 2\hat{\sigma}_{SP,NP,g} + \hat{\sigma}_{NP,g}^2} \right)_{[0,1]}.$$

Here, the function $(t)_{[0,1]} = t\mathbb{1}(0 < t < 1) + \mathbb{1}(t \geq 1)$ winsorizes $t \in \mathbb{R}$ to be between 0 and 1. The term $\hat{\sigma}_{SP,NP,g}$ is the estimate of the covariance between $\hat{\tau}_{SP,g}$ and $\hat{\tau}_{NP,g}$, which has the form

$$\hat{\sigma}_{SP,NP,g} = \frac{\frac{1}{N} \sum_{k=1}^2 \sum_{i \in \mathcal{I}_k} \hat{\epsilon}_i^{(-k)} \{A_i - \hat{e}^{(-k)}(\mathbf{X}_i)\} \{ \hat{\varphi}^{(-k)}(\mathbf{O}_i) - \mathbf{I}(\mathbf{X}_i)^\top \hat{\tau}_{NP} \} \mathbb{1}\{M(\mathbf{X}_i) = g\}}{\left[\frac{1}{N} \sum_{i=1}^N \mathbb{1}\{M(\mathbf{X}_i) = g\} \right] \left[\frac{1}{N} \sum_{k=1}^2 \sum_{i \in \mathcal{I}_k} \{A_i - \hat{e}^{(-k)}(\mathbf{X}_i)\}^2 \mathbb{1}\{M(\mathbf{X}_i) = g\} \right]}.$$

By construction, the variance of $\hat{\tau}_{W,g}$ is always less than or equal to those of $\hat{\tau}_{SP,g}$ and $\hat{\tau}_{NP,g}$. Subsequent sections will describe the properties of $\hat{\tau}_W = (\hat{\tau}_{W,1}, \dots, \hat{\tau}_{W,G})^\top$.

3 Statistical Properties of Estimators

3.1 The Semiparametric Estimator

In this section, we characterize properties of the estimator $\hat{\tau}_{SP}$ derived under the semiparametric approach. Consider the following set of conditions.

Assumption 3.1. Suppose the following conditions hold.

- (a) *Bounded Moment of Y_i :* $E(Y_i^4 | A_i, \mathbf{X}_i)$ is bounded.
- (b) *Bounded Moment of $\hat{\nu}^{(-k)}(\mathbf{X}_i)$:* $\|\hat{\nu}^{(-k)}(\mathbf{X}_i)\|_{P,4}$ is bounded.
- (c) *Consistency of $\hat{\nu}^{(-k)}(\mathbf{X}_i)$ and $\hat{e}^{(-k)}(\mathbf{X}_i)$:*
 $\|\hat{\nu}^{(-k)}(\mathbf{X}_i) - \nu^*(\mathbf{X}_i)\|_{P,2} = O_P(r_{\nu,N})$, $\|\hat{e}^{(-k)}(\mathbf{X}_i) - e^*(\mathbf{X}_i)\|_{P,2} = O_P(r_{e,N})$ where $r_{\nu,N} = o(1)$, $r_{e,N} = o(N^{-1/4})$, and $r_{\nu,N}r_{e,N} = o(N^{-1/2})$ as $N \rightarrow \infty$.

Conditions (a) and (b) in Assumption 3.1 impose bounded moment conditions; these conditions will hold if the outcome is bounded. Condition (c) controls how fast the estimated functions converge and this condition can be satisfied by many data-adaptive supervised learning methods such as the Nadaraya–Watson kernel regression estimator (Nadaraya, 1964; Watson, 1964), penalized generalized linear models (Bickel et al., 2009), random forests (Wager and Walther, 2016), neural networks (Chen and White, 1999), and the highly-adaptive lasso (Benkeser and van der Laan, 2016) under mild conditions. Also, condition (c) matches Assumption 4.1 of Chernozhukov et al. (2018), which is used to prove asymptotic Normality of partialling-out/“Robinson-style” estimators.

Theorem 3.1 describes the asymptotic properties of $\hat{\tau}_{SP}$.

Theorem 3.1. Suppose Assumptions 2.1 and 3.1 hold. Under model (SP), the estimator $\hat{\tau}_{SP}$ is

asymptotically Normal with a diagonal covariance $\Sigma_{\text{SP}} = \text{diag}(\sigma_{\text{SP},1}^2, \dots, \sigma_{\text{SP},G}^2)$, i.e.,

$$\sqrt{N}(\hat{\tau}_{\text{SP}} - \tau^*) \xrightarrow{D} N(0, \Sigma_{\text{SP}}), \quad \sigma_{\text{SP},g}^2 = \frac{\mathbb{E}[\epsilon_i^2 \{A_i - e^*(\mathbf{X}_i)\}^2 \mathbb{1}\{M(\mathbf{X}_i) = g\}]}{[\mathbb{E}[\{A_i - e^*(\mathbf{X}_i)\}^2 \mathbb{1}\{M(\mathbf{X}_i) = g\}]]^2}.$$

Furthermore, the variance $\sigma_{\text{SP},g}^2$ is the semiparametric efficiency lower bound under model (SP) with homoscedastic errors within each subgroup (i.e., $\mathbb{E}(\epsilon_i^2 | A_i, \mathbf{X}_i) = \mathbb{E}(\epsilon_i^2 | A'_i, \mathbf{X}'_i)$ for any $(A_i, A'_i, \mathbf{X}_i, \mathbf{X}'_i)$ satisfying $M(\mathbf{X}_i) = M(\mathbf{X}'_i)$). Lastly, $\sigma_{\text{SP},g}^2$ can be consistently estimated by the following plug-in estimator

$$\hat{\sigma}_{\text{SP},g}^2 = \frac{\frac{1}{N} \sum_{k=1}^2 \sum_{i \in \mathcal{I}_k} \{\hat{\epsilon}_i^{(-k)}\}^2 \{A_i - \hat{e}^{(-k)}(\mathbf{X}_i)\}^2 \mathbb{1}\{M(\mathbf{X}_i) = g\}}{[\frac{1}{N} \sum_{k=1}^2 \sum_{i \in \mathcal{I}_k} \{A_i - \hat{e}^{(-k)}(\mathbf{X}_i)\}^2 \mathbb{1}\{M(\mathbf{X}_i) = g\}]^2}$$

where $\hat{\epsilon}_i^{(-k)} = Y_i - \hat{\nu}^{(-k)}(\mathbf{X}_i) - \{A_i - \hat{e}^{(-k)}(\mathbf{X}_i)\} \mathbf{I}(\mathbf{X}_i)^\top \hat{\tau}_{\text{SP}}$.

We make four remarks about the result. First, since our target estimand (i.e., a G -dimensional parameter) is statistically simpler than Nie and Wager (2020)'s target estimand (i.e., a function), our condition (c) in Assumption 3.1 is weaker than theirs; see Lemma 2 of their paper. Second, suppose the semiparametric model (SP) no longer holds in Theorem 3.1. Surprisingly, the estimator $\hat{\tau}_{\text{SP}}$ can still converge to the target groupwise effect under other assumptions and the following result shows the necessary and sufficient assumptions for $\hat{\tau}_{\text{SP}}$ to achieve consistency and asymptotic Normality not necessarily under model (SP).

Theorem 3.2. *Suppose all the assumptions in Theorem 3.1 hold except for model (SP). The estimator $\hat{\tau}_{\text{SP}}$ still achieves the exact same properties in Theorem 3.1 if and only if the following condition hold for every $g = 1, \dots, G$.*

$$\mathbb{E}[e^*(\mathbf{X}_i) \{1 - e^*(\mathbf{X}_i)\} \{\tau^*(\mathbf{X}_i) - \tau_g^*\} | M(\mathbf{X}_i) = g] = 0. \quad (5)$$

If equation (5) does not hold, $\hat{\tau}_{\text{SP}}$ is still asymptotically Normal with the variance in Theorem 3.1, except it is centered around the overlap-weighted groupwise treatment effect $\tau_{\text{OV}}^* = (\tau_{\text{OV},1}^*, \dots, \tau_{\text{OV},G}^*)^\top$ (Crump et al., 2006, 2009) where

$$\tau_{\text{OV},g}^* = \frac{\mathbb{E}[e^*(\mathbf{X}_i) \{1 - e^*(\mathbf{X}_i)\} \tau^*(\mathbf{X}_i) | M(\mathbf{X}_i) = g]}{\mathbb{E}[e^*(\mathbf{X}_i) \{1 - e^*(\mathbf{X}_i)\} | M(\mathbf{X}_i) = g]}.$$

Even if model (SP) is not correct, so long as equation (5) is satisfied, the estimator $\hat{\tau}_{\text{SP}}$ is still a consistent and asymptotic Normal estimator of the groupwise effects. But, in this setting, $\hat{\tau}_{\text{SP}}$ may no longer be efficient and Section 3.3 provides more discussion on this matter. Some sufficient conditions for equation (5) are (i) model (SP) (i.e., the CATE function is constant within each subgroup) and (ii) a constant propensity score e^* within each subgroup, i.e.,

$$e^*(\mathbf{X}_i) = e^*(\mathbf{X}'_i) \text{ for all } \mathbf{X}_i = \mathbf{X}'_i \text{ such that } M(\mathbf{X}_i) = M(\mathbf{X}'_i). \quad (6)$$

That is, even if the treatment effect varies within each subgroup g , so long as the propensity score is constant within the subgroup, $\hat{\tau}_{\text{SP}}$ is still consistent and asymptotically Normal for the groupwise

effects. In practice, condition (6) can be satisfied in completely or stratified randomized experiments where the strata are defined by subgroups and $\hat{\tau}_{\text{SP}}$ will still be a consistent and asymptotically Normal estimator of the groupwise effects. Finally, if equation (5) does not hold, the estimator $\hat{\tau}_{\text{SP}}$ is still asymptotically Normal, but it is converging to a version of the overlap-weighted treatment effect in Crump et al. (2006, 2009) stratified by subgroups.

3.2 Properties of the Nonparametric Estimator

In this section, we characterize properties of the estimator $\hat{\tau}_{\text{NP}}$ derived under the nonparametric approach. Consider the following set of conditions.

Assumption 3.2. Suppose the following conditions hold.

- (a) *Bounded Moment of Y_i* : $E(Y_i^4 | A_i, \mathbf{X}_i)$ is bounded.
- (b) *Bounded Moment of $\hat{\mu}^{(-k)}(a, \mathbf{X}_i)$* : For $a = 0, 1$, $\|\hat{\mu}^{(-k)}(a, \mathbf{X}_i)\|_{P,4}$ is bounded.
- (c) *Consistency of $\hat{\mu}^{(-k)}(a, \mathbf{X}_i)$ and $\hat{e}^{(-k)}(\mathbf{X}_i)$* :
 $\|\hat{\mu}^{(-k)}(a, \mathbf{X}_i) - \mu^*(a, \mathbf{X}_i)\|_{P,2} = O_P(r_{\mu,N})$ for $a = 0, 1$, $\|\hat{e}^{(-k)}(\mathbf{X}_i) - e^*(\mathbf{X}_i)\|_{P,2} = O_P(r_{e,N})$ where $r_{\mu,N} = o(1)$, $r_{e,N} = o(1)$, and $r_{\mu,N}r_{e,N} = o(N^{-1/2})$.

Conditions (a)-(c) in Assumption 3.2 are nearly identical to those in Assumption 3.1, except for the differences in the nuisance functions. In particular, (c) controls how fast the estimated functions converge, and it is satisfied when both functions are estimated at $N^{1/4}$ -rate. Also, condition (c) matches Assumption 5.1 of Chernozhukov et al. (2018), which presents the conditions for the asymptotic Normality of the average treatment effect estimator.

Theorem 3.3 shows the asymptotic properties of $\hat{\tau}_{\text{NP}}$.

Theorem 3.3. Suppose Assumptions 2.1 and 3.2 hold. Under model (NP), $\hat{\tau}_{\text{NP}}$ is asymptotically Normal with a diagonal covariance $\Sigma_{\text{NP}} = \text{diag}(\sigma_{\text{NP},1}^2, \dots, \sigma_{\text{NP},G}^2)$, i.e.,

$$\sqrt{N}(\hat{\tau}_{\text{NP}} - \tau^*) \xrightarrow{D} N(0, \Sigma_{\text{NP}}), \quad \sigma_{\text{NP},g}^2 = \frac{E[\{\varphi^*(\mathbf{O}_i) - \mathbf{I}(\mathbf{X}_i)^\top \tau^*\}^2 \mathbb{1}\{M(\mathbf{X}_i) = g\}]}{[P\{M(\mathbf{X}_i) = g\}]^2}.$$

Moreover, Σ_{NP} is the semiparametric efficiency bound of τ^* under model (NP) and can be consistently estimated by a plug-in estimator

$$\hat{\sigma}_{\text{NP},g}^2 = \frac{\frac{1}{N} \sum_{k=1}^2 \sum_{i \in \mathcal{I}_k} \{\hat{\varphi}^{(-k)}(\mathbf{O}_i) - \mathbf{I}(\mathbf{X}_i)^\top \hat{\tau}_{\text{NP}}\}^2 \mathbb{1}\{M(\mathbf{X}_i) = g\}}{[\frac{1}{N} \sum_{i=1}^N \mathbb{1}\{M(\mathbf{X}_i) = g\}]^2}.$$

We make two remarks about Theorem 3.3. First, unlike $\hat{\tau}_{\text{SP}}$, $\hat{\tau}_{\text{NP}}$ is consistent for τ^* even if the sufficient and necessary condition (5) for $\hat{\tau}_{\text{SP}}$ does not hold. In other words, $\hat{\tau}_{\text{NP}}$ still estimates the groupwise effects even if the treatment effect or the propensity score vary within subgroups. Second, if the semiparametric model (SP) hold with homoscedastic error (see Theorem 3.1), the asymptotic variance of $\hat{\tau}_{\text{NP}}$ is larger (i.e., less efficient) than or equal to the asymptotic variance of $\hat{\tau}_{\text{SP}}$. This result is not surprising as the semiparametric estimator makes more assumptions

about the data generating model. But, when model (SP) does not hold, but the sufficient and necessary condition (5) holds or model (SP) has heteroskedastic errors, $\hat{\tau}_{\text{SP}}$ may no longer have the smallest asymptotic variance. We explore these questions concerning efficiency in the next section with the discussion of the combined estimator.

3.3 Properties of the Combined Estimator and Efficiency Comparisons

Theorem 3.4 formally summarizes the statistical property of the combined estimator $\hat{\tau}_{\text{W}}$.

Theorem 3.4. *Suppose that Assumptions 2.1, 3.1, and 3.2 hold, and the sufficient and necessary condition (5) holds. Then, the combined estimator $\hat{\tau}_{\text{W}}$ is asymptotically Normal with a diagonal covariance $\Sigma_{\text{W}} = \text{diag}(\sigma_{\text{W},1}^2, \dots, \sigma_{\text{W},G}^2)$, i.e.,*

$$\sqrt{N}(\hat{\tau}_{\text{W}} - \tau^*) \xrightarrow{D} N(0, \Sigma_{\text{W}}),$$

$$\sigma_{\text{W},g}^2 = w_g^2 \sigma_{\text{SP},g}^2 + 2w_g(1 - w_g)\sigma_{\text{SP},\text{NP},g} + (1 - w_g)^2 \sigma_{\text{NP},g}^2,$$

where $w_g = \arg \min_{w \in [0,1]} \{w^2 \sigma_{\text{SP},g}^2 + 2w(1 - w)\sigma_{\text{SP},\text{NP},g} + (1 - w)^2 \sigma_{\text{NP},g}^2\}$. Furthermore, $\sigma_{\text{W},g}^2$ can be consistently estimated by $\hat{w}_g^2 \hat{\sigma}_{\text{SP},g}^2 + 2\hat{w}_g(1 - \hat{w}_g)\hat{\sigma}_{\text{SP},\text{NP},g} + (1 - \hat{w}_g)^2 \hat{\sigma}_{\text{NP},g}^2$ in equation (4).

Theorem 3.4 shows that so long as equation (5) holds, the combined estimator $\hat{\tau}_{\text{W}}$ is consistent and asymptotically Normal for the groupwise effects; these statistical properties are identical to those of the semiparametric estimator $\hat{\tau}_{\text{SP}}$ and the nonparametric estimator $\hat{\tau}_{\text{NP}}$. Moreover, due to the construction of the combined estimator in Section 2.4, the variance of $\hat{\tau}_{\text{W}}$ is no larger than those of $\hat{\tau}_{\text{SP}}$ and $\hat{\tau}_{\text{NP}}$.

Table 3.1 provides a summary of the asymptotic variance of the three estimators $\hat{\tau}_{\text{SP}}$, $\hat{\tau}_{\text{NP}}$, and $\hat{\tau}_{\text{W}}$ by categorizing the above assumptions as assumptions about the propensity score and the outcome model. Overall, so long as the sufficient and necessary condition (5) holds, $\hat{\tau}_{\text{W}}$ is not only consistent for the groupwise effects, its asymptotic variance is no larger than those from the semiparametric estimator $\hat{\tau}_{\text{SP}}$ and the nonparametric estimator $\hat{\tau}_{\text{NP}}$. However, this does not mean that other estimators can be just as efficient, especially under stronger modeling assumptions. For example, if (a) the model (SP) holds, (b) the error in model (SP) is homoskedastic as defined in Theorem 3.1, and (c) the propensity score is constant within subgroups as defined in equation (6), all three estimators have the same efficiency; this is Case 1 in Table 3.1. Also, if only (a) and (b) hold, but not (c), the asymptotic variance of $\hat{\tau}_{\text{W}}$ is equal to that of $\hat{\tau}_{\text{SP}}$, which as stated in Theorem 3.1 is the most efficient estimator under (a) and (b); this is Case 2 in Table 3.1. Lastly, if the sufficient and necessary condition (5) does not hold, the nonparametric estimator is the only consistent estimator among the three estimators and is the most efficient; this is Case 4 in Table 3.1. For additional explanations and derivations, see Section C.7 of the supplementary material.

		Outcome Model			
		Semiparametric Model (SP)		Nonparametric Model (NP)	
		Homoskedastic Error	Heteroskedastic Error		
Propensity Score Model	Constant Propensity Score (6)	(Case 1) All estimators are equally efficient.	(Case 3) $\hat{\tau}_W$ is the most efficient.	(Case 3) $\hat{\tau}_W$ is the most efficient.	
	Non-constant Propensity Score (i.e., not (6))	(Case 2) $\hat{\tau}_{SP}$ and $\hat{\tau}_W$ are most efficient.	(Case 3) $\hat{\tau}_W$ is the most efficient.	Equation (5) holds	Equation (5) does not hold
				(Case 3) $\hat{\tau}_W$ is the most efficient.	(Case 4) $\hat{\tau}_{NP}$ is the most efficient.

Table 3.1: Comparison of Asymptotic Variances Among Estimators $\hat{\tau}_{SP}$, $\hat{\tau}_{NP}$, and $\hat{\tau}_W$ Under Different Assumptions About the Propensity Score and the Outcome Model. In Cases 1, 2, and 3, all estimators are consistent. In Case 4, $\hat{\tau}_{NP}$ is consistent whereas $\hat{\tau}_{SP}$ and $\hat{\tau}_W$ are inconsistent. Equation (5) refers to the sufficient and necessary condition in Theorem 3.2.

4 Some Useful Tools for Practice

4.1 Cluster-Robust Standard Errors

In the next two sections, we discuss how to apply some existing tools that could benefit practice when estimating groupwise effects. We focus on two tools, obtaining cluster-robust standard errors when the observed data is correlated within clusters and conducting simultaneous inference across all subgroups.

First, in some observational studies, study units may be grouped into non-overlapping clusters and exhibit correlation among units in the same clusters. These clusters could be same as the subgroups for the groupwise effects or the subgroups could partially overlap with the clusters. For example, in the Catholic schooling study discussed in Sections 1.1 and 6, students (i.e., the study unit) likely have correlated outcomes if they went to the same school and thus, investigators can define clusters by school. However, the groupwise effects of interest could be defined by race and urban area. In general, when the observations are correlated, the variance estimates we discussed above will often be smaller than the true variance and may lead to misleadingly narrow confidence intervals. To address this concern, we present cluster-robust variance estimators in [Cameron and Miller \(2015\)](#) adapted to our setting.

Formally, let there be C non-overlapping clusters with N_c individuals for each cluster $c \in \{1, \dots, C\}$. For each cluster c , let $\mathcal{C}_c \subset \{1, \dots, N\}$ be the subset of study units in cluster c . For both the semiparametric and the nonparametric estimators, we modify the cross-fitting procedures in Algorithms 1 and 2 so that individuals in the same cluster belong to the same split sample,

i.e., $\mathcal{C}_c \subset \mathcal{I}_1$ or $\mathcal{C}_c \subset \mathcal{I}_2$ for each cluster $c \in \{1, \dots, C\}$. Then, using the generalized estimating equation theory (Liang and Zeger, 1986), we can arrive at the following variance estimators for the estimators $\hat{\tau}_{\text{SP}}$ and $\hat{\tau}_{\text{NP}}$ under clustering

$$\begin{aligned}\widehat{\text{Var}}(\hat{\tau}_{\text{SP}}, \hat{\tau}_{\text{NP}}) &= \hat{V}_1^{-1} \hat{V}_2 \hat{V}_1^{-1} = \frac{1}{N} \begin{pmatrix} \tilde{\Sigma}_{\text{SP,CR}} & \tilde{\Sigma}_{\text{SP,NP,CR}} \\ \tilde{\Sigma}_{\text{SP,NP,CR}}^\top & \tilde{\Sigma}_{\text{NP,CR}} \end{pmatrix} \in \mathbb{R}^{2G \times 2G} \\ \hat{V}_1 &= \frac{1}{N} \sum_{k=1}^2 \sum_{i \in \mathcal{I}_k} \begin{bmatrix} \{A_i - \hat{e}^{(-k)}(\mathbf{X}_i)\} \mathbf{I}(\mathbf{X}_i) \\ \mathbf{I}(\mathbf{X}_i) \end{bmatrix}^{\otimes 2} \in \mathbb{R}^{2G \times 2G} \\ \hat{V}_2 &= \frac{1}{C} \sum_{k=1}^2 \sum_{c: \mathcal{C}_c \subset \mathcal{I}_k} \begin{bmatrix} \sum_{i \in \mathcal{C}_c} [\hat{e}_i^{(-k)} \{A_i - \hat{e}^{(-k)}(\mathbf{X}_i)\} \mathbf{I}(\mathbf{X}_i)] \\ \sum_{i \in \mathcal{C}_c} [\{\varphi^*(\mathbf{O}_i) - \mathbf{I}(\mathbf{X}_i)^\top \hat{\tau}_{\text{NP}}\} \mathbf{I}(\mathbf{X}_i)] \end{bmatrix}^{\otimes 2} \in \mathbb{R}^{2G \times 2G}.\end{aligned}$$

Unlike the original variance estimates without clustering, the cluster-robust variance estimates $\tilde{\Sigma}_{\text{SP}}$, $\tilde{\Sigma}_{\text{NP}}$, and $\tilde{\Sigma}_{\text{SP,NP}}$ are not diagonal matrices unless individuals in the same cluster belongs to the same subgroup, i.e., $M(\mathbf{X}_i) = M(\mathbf{X}_j)$ for any $i, j \in \mathcal{C}_c$. This means that the estimates across different subgroup effects are no longer asymptotically independent from each other when study units are clustered. Also, similar to the combined estimator without clustering, we can use the cluster-robust variance estimates to obtain the cluster-robust combined estimator of $\hat{\tau}_{\text{SP}}$ and $\hat{\tau}_{\text{NP}}$.

4.2 Simultaneous Inference

When studying groupwise effects, investigators often conduct multiple tests for treatment effects across subgroups. Thankfully, once we have an asymptotically Normal estimator of τ^* , simultaneous testing is straightforward and we briefly illustrate this with the nonparametric estimator; the procedure for the semiparametric and the combined estimators are similar so long as the necessary and sufficient condition (5) holds.

Formally, for $\alpha \in (0, 1)$ and subgroup g , consider the hypothesis $H_{0g} : \tau_g = \tau_{0g}$ versus $H_{1g} : \tau_g \neq \tau_{0g}$. Based on the asymptotic Normality of $\hat{\tau}_{\text{NP}}$, each H_{0g} can be tested by the usual t-test with the test statistic $T_g = \sqrt{N/\hat{\sigma}_{\text{NP},g}^2}(\hat{\tau}_{\text{NP},g} - \tau_{0g})$, i.e., reject H_{0g} is $|T_g| > z_{1-\alpha/2}$ where z_α is 100(1 - α)th percentile of the standard Normal distribution. Also, we can obtain the usual 1 - α confidence interval of τ_g , i.e., $\hat{\tau}_{\text{NP},g} \pm z_{1-\alpha/2} \sqrt{\hat{\sigma}_{\text{NP},g}^2/N}$.

Now, to test G hypotheses H_{01}, \dots, H_{0G} simultaneously, we can use a wide array of multiple testing procedures in the literature and we review one such procedure here. First, if there is no clustering and all study units are independent, $\hat{\tau}_{\text{NP},g}$ are asymptotically independent and follow a standard Normal distribution across subgroups. In this case, we can use Sidak's correction (Sidak, 1967) or the "maxT" method where a new, stringent critical value $q_{1-\alpha/2}$ based on the maximum of G independent standard Normals (i.e., $q_{1-\alpha/2} = z_{1-\{1-(1-\alpha)^{1/G}\}/2}$) is used. By rejecting H_{0g} if $|T_g|$ exceeds $q_{1-\alpha/2}$, the familywise error rate (FWER) is less than or equal to α . Relatedly, we can construct a simultaneous two-sided 1 - α confidence interval of τ_g by replacing the critical value $z_{1-\alpha/2}$ with $q_{1-\alpha/2}$, $\hat{\tau}_{\text{NP},g} \pm q_{1-\alpha/2} \sqrt{\hat{\sigma}_{\text{NP},g}^2/N}$. Also, if $\hat{\tau}_{\text{NP}}$ is Normal in finite sample and has

known variance Σ_{NP} , Sidak's correction is optimal in the sense that it controls the FWER exactly at level α and is the least conservative simultaneous, bounded two-sided $1 - \alpha$ confidence interval; see Section 7.1 of [Dunn \(1958\)](#).

Second, if there is clustering between study units where study units' data are correlated within clusters, we can use the same maxT statistic as before, but compute a different critical value $q_{1-\alpha/2}$ base on the maximum of G correlated standard Normal distributions; see Section 2.3 of [Westfall and Young \(1993\)](#) for details. Note that this procedure may not have the same optimality guarantees as the independent case.

5 Simulation

5.1 Setup

We conduct simulation studies to study the performance of the three estimators $\hat{\tau}_{\text{SP}}$, $\hat{\tau}_{\text{NP}}$, and $\hat{\tau}_{\text{W}}$. Our simulation scenario consists of $N = 2,000$ study units of $(Y_i, A_i, \mathbf{X}_i) \in \mathbb{R} \otimes \{0, 1\} \otimes \mathbb{R}^4$. We choose n_c and C as either (i) $(n_c, C) = (1, 2000)$ where there is no clustering or (ii) $(n_c, C) = (10, 200)$ where study units are correlated within clusters. The covariate vector $\mathbf{X}_i = (X_{i1}, X_{i2}, X_{i3}, X_{i4})$ consists of three continuous random variables, X_{i1} , X_{i2} , and X_{i3} , each from a standard Normal distribution, and one binary variable, X_{i4} from a Bernoulli distribution with $p = 0.5$; all four variables are mutually independent of each other and X_{i3} are same for all individuals in the same cluster. From the covariates \mathbf{X}_i , we define $G = 4$ mutually exclusive subgroups via $M(\mathbf{X}_{i1}) = \mathbb{1}(X_{i1} \leq -1) + 2\mathbb{1}(-1 < X_{i1} \leq 0) + 3\mathbb{1}(0 < X_{i1} \leq 1) + 4\mathbb{1}(1 \leq X_{i1})$.

We consider the following propensity score models

$$\begin{aligned} (\text{Constant, CPS}) \quad & A_i \sim \text{Ber}\{\text{logistic}(0.5 + V_c)\} \\ (\text{Varying, VPS}) \quad & A_i \sim \text{Ber}\{\text{logistic}(0.25X_{i1} + 0.3X_{i2}^2 - 0.3|X_{i3}|X_{i4} + V_c)\} \end{aligned} \quad (7)$$

where $\text{logistic}(x) = \exp(x)/\{1 + \exp(x)\}$ and V_c follows $N(0, \sigma_A^2)$ independently from the other variables. When $n_c = 1$, we set $\sigma_A = 0$. On the other hand, when $n_c = 10$, we set $\sigma_A = 5$ for the constant propensity score model and $\sigma_A = 2.5$ for the varying propensity score model. The constant propensity score model satisfies equation (6) so that $\hat{\tau}_{\text{SP}}$ and the $\hat{\tau}_{\text{W}}$ are consistent for the groupwise effects, irrespective of the outcome model. In contrast, the varying propensity score model does not satisfy equation (6) and $\hat{\tau}_{\text{SP}}$ and $\hat{\tau}_{\text{W}}$ can be consistent if they satisfy the necessary and sufficient condition 5.

Next, we consider the following outcome model:

$$Y_i^{(a)} = a \left[\underbrace{1 + 0.125\beta \left[\{-2X_{i1} - 1\} \mathbb{1}\{X_{i1} \leq -1\} + X_{i1}^2 \mathbb{1}\{-1 < X_{i1}\} \right]}_{\tau^*(\mathbf{X}_i)} \right] + \underbrace{X_{i1} - 0.5X_{i2}^2 + X_{i3}X_{i4}}_{\mu^*(0, \mathbf{X}_i)} + U_c + \epsilon_i .$$

Here, $\beta \in \{0, 1, 2, 3\}$ controls the effect heterogeneity within a subgroup where a larger β leads to more variation in the treatment effect within each subgroup g ; in other words, when $\beta = 0$, model

(SP) holds, and when $\beta \neq 0$, model (SP) fails to hold. Also, $\epsilon_i \sim N(0, 1)$ and $U_c \sim N(0, \sigma_Y^2)$ are the individual and cluster-level random effects, respectively. When $n_c = 1$, we set $\sigma_Y = 0$. When $n_c = 10$, we set $\sigma_Y = 0.75$. In total, we consider 16 scenarios based on different combinations of n_c , propensity score models, and the magnitude of the effect heterogeneity β . For each simulation scenario, we repeat the simulation 500 times.

To estimate the nuisance functions ν , μ , and e in the three estimators, we use ensembles of machine learning methods via the super learner algorithm (van der Laan et al., 2007; Polley and van der Laan, 2010). We include the following methods and the corresponding R packages in our super learner library: linear regression via `glm`, lasso/elastic net via `glmnet` (Friedman et al., 2010), spline via `earth` (Friedman, 1991) and `polyspline` (Kooperberg, 2020), generalized additive model via `gam` (Hastie and Tibshirani, 1986), boosting via `xgboost` (Chen and Guestrin, 2016) and `gbm` (Friedman, 2001), random forest via `ranger` (Wright and Ziegler, 2017), and neural net via `RSNNS` (Bergmeir and Benítez, 2012). To alleviate the impact of a particular random split, we use the median-adjustment of Chernozhukov et al. (2018) with five cross fitting repetitions; see Section A.1 of the supplementary materials for details.

Finally, for comparison, we use causal forests (Wager and Athey, 2018; Athey et al., 2019) implemented in the `grf` R-package (Tibshirani et al., 2021b) to estimate the groupwise effects. Specifically, we use the `subset` and `clusters` options in the `average_treatment_effect` function to accommodate clustering; see Tibshirani et al. (2021a) for additional details. We denote this estimator as GRF in the the results below.

5.2 Results

We only report the results associated with the first subgroup effect τ_1^* , but the results associated with other subgroup effects are similar; see Section A.2 of the supplementary material. We measure (a) bias (in z -score units), (b) ratio of standard errors where the denominator of this ratio is the standard error of the combined estimator $\hat{\tau}_W$, and (c) coverage of 95% confidence intervals (CIs).

Figure 5.1 summarizes the result. In terms of bias, when $\beta = 0$ so that $\tau^*(\mathbf{X}_i)$ is constant within each subgroup and the semiparametric model (SP) holds, all estimators presented in Section 2 have negligible bias, as expected from theory. Similarly, when the propensity score is constant so that equation (6) holds, all estimators have little to no bias, even if $\beta \neq 0$. However, when neither the semiparametric model (SP) nor equation (6) hold, the semiparametric estimator and the combined estimator show some bias. On the other hand, the nonparametric estimator shows little to no bias in this setting.

In terms of standard errors, as expected, the standard errors of the semiparametric estimator and the nonparametric estimator are always larger than the standard errors of the combined estimator across all scenarios, with the ratios of standard errors always exceeding 1. This also implies that the corresponding confidence intervals from the semiparametric estimator and the nonparametric estimator are larger than that from the combined estimator. For example, when $\beta = 0$ and the

true propensity score model is the VPS model, the average length of confidence interval from the nonparametric estimator is roughly 1.84 times longer than that from the combined estimator. In general, so long as the bias is negligible, inference based on the combined estimator is much more efficient than that based on the nonparametric or the semiparametric estimators.

For coverage, so long as the three estimators are consistent, using non-cluster-robust standard errors produce nominal coverage when the study units are not clustered. On the other hand, when the units are clustered, the three estimators using non-clustered standard errors may fail to achieve nominal coverage. This is most noticeable in the constant propensity score setting with clustered data where using cluster-robust standard errors help all three estimators achieve closer to nominal coverage compared to not using cluster-robust standard errors. Also, we see that using clustered standard errors when the underlying data is actually independent does not hurt coverage.

6 Application: National Education Longitudinal Study of 1988

6.1 Background, Defining Subgroups, and Clustering

To illustrate the different approaches of estimating groupwise effects, we study the effects of Catholic secondary schooling on educational achievements, which has been studied for some time in labor economics (Neal, 1997; Grogger et al., 2000; Altonji et al., 2005). We use the 1988 cohort from the National Educational Longitudinal Study, which is a nationally representative, panel study of almost 25,000 eighth-grade students from over 1,000 schools in 1988. The first and second follow-up surveys for the 1988 cohort were done when the students were in tenth-grade (i.e., 1990) and twelfth-grade (i.e., 1992). We define treatment to be if the student attended a Catholic high school at tenth-grade and control to be if the student attended a non-Catholic high school. The outcome of interest is the twelfth-grade math score, ranging from 16.97 to 78.10. We use the following pre-treatment covariates from each student: gender, race, rural, student’s eighth grade grade point average and math score, parental occupation, parental education, family income, family type, the presence of reading source in the home, student’s attitude, and religion. We restrict our analysis to students with complete data on the outcome, treatment, and pre-treatment covariates, resulting in $N = 7,812$ students from 1,246 number of schools.

Prior works (Neal, 1997; Grogger et al., 2000; Altonji et al., 2005) conjectured that the effect of attending Catholic school on student’s performance was heterogeneous across race and location. Neal (1997) and Grogger et al. (2000) tested this conjecture by dividing students into four subgroups, urban white, suburban white, urban minority, and suburban minority. We will use the exact same subgroups as them to define the groupwise effects. Also, students’ performances in the same school are likely correlated and to account for this correlation, we define clusters for the cluster-robust standard errors to be schools that students attended in 12th grade; if the students’ 12th grade school is not available, we use their 8th grade school. Also, to estimate ν^* , μ^* , and e^* , we use the same procedure in Section 5.1 except we repeat cross-fitting 100 times and use the

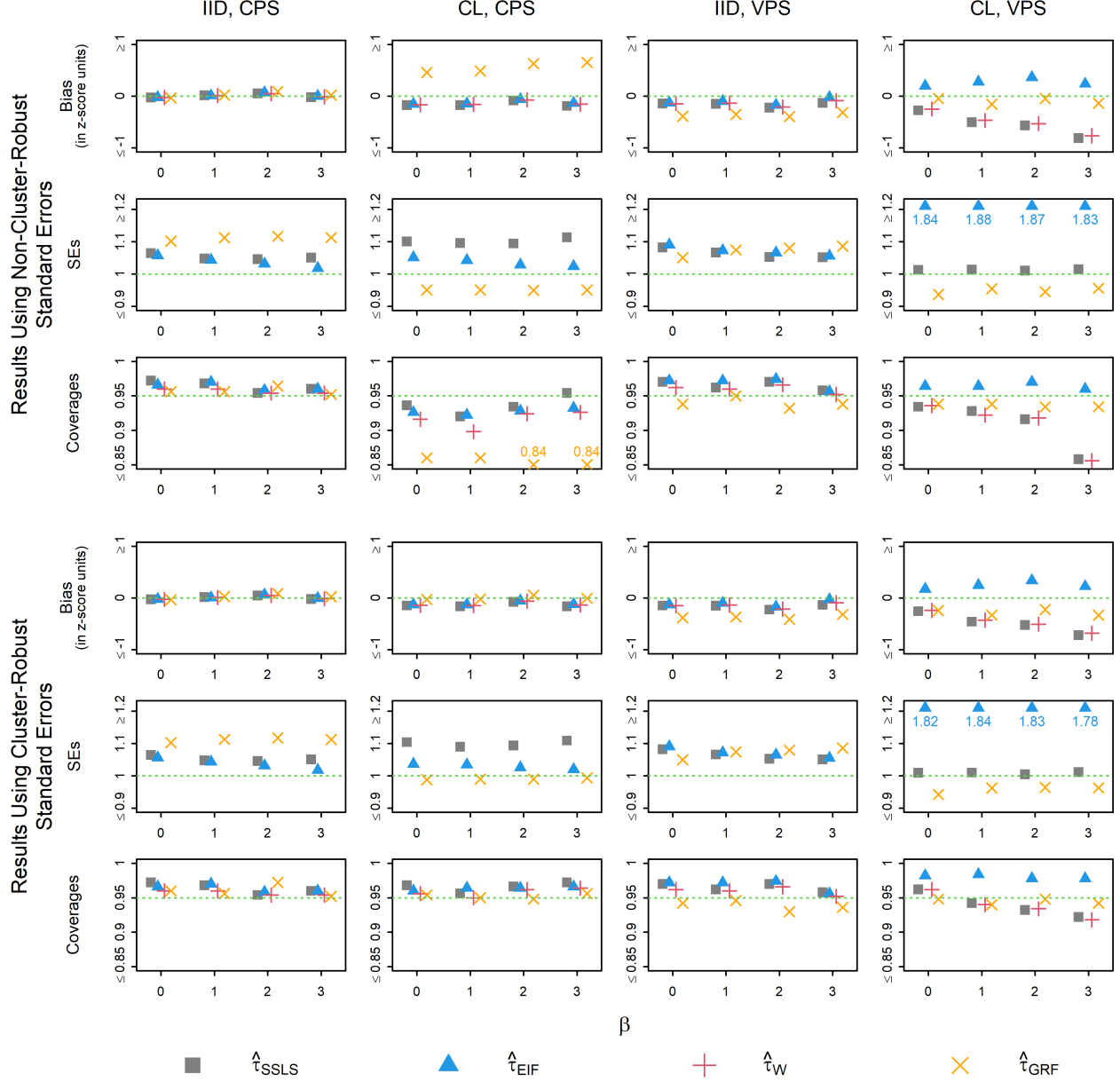


Figure 5.1: A Graphical Summary of the Simulation Results Associated with the First Groupwise Effect τ_1^* . Each column shows different combination of propensity score models (CPS, VPS) in equation (7) and whether the data is i.i.d. (IID) or clustered (CL). The top three rows use non-cluster-robust standard errors and the bottom three rows use cluster-robust standard errors. The x -axes indicate the effect heterogeneity parameter β with $\beta = 0$ satisfying the semiparametric model (SP). The first and fourth rows show bias in z-score units. The second and fifth rows show ratio of standard errors where the denominator of the ratio is the standard error of the combined estimator $\hat{\tau}_W$. The third and sixth rows show coverage of 95% CIs. Green dashed lines are drawn for reference.

median adjustment in Chernozhukov et al. (2018).

6.2 Results

We first assessed covariate balance and overlap. For covariate balance, we did not find any statistically significant differences in between the treated and the control groups in terms of their observed covariates. We also visually found sufficient overlap between the treated and control groups; see Section A.3 of the supplementary material for details.

After checking covariate balance and overlap, we estimated the groupwise effects and Table 6.1 summarizes the results. As conjectured by previous works, the magnitudes of the effect of Catholic schooling differed across the four subgroups, with the effect being significant among suburban white students at level $\alpha = 0.05$. Also, all four estimates for the suburban white subgroup were still significant after accounting for multiple testing across four subgroups.

Comparing between estimators, the semiparametric and combined estimators show similar effect sizes across all four groups. The nonparametric estimator and GRF also yielded similar effect sizes across four groups. As discussed above, the semiparametric and the combined estimators may be inconsistent unless the treatment effect is homogeneous within each group or the propensity score is constant within each group. Also, as expected, the standard error of the combined estimator was no larger than the standard errors from the semiparametric estimator or the nonparametric estimator.

Subgroup	Statistic	$\hat{\tau}_{SP}$	$\hat{\tau}_{NP}$	$\hat{\tau}_W$	$\hat{\tau}_{GRF}$
Urban Minority	Estimate	1.432	2.123	1.545	1.715
	SE	1.14	1.302	1.132	1.335
	Wald Statistic	1.257	1.630	1.365	1.285
Suburban Minority	Estimate	1.171	0.214	1.165	0.348
	SE	0.806	1.096	0.806	1.123
	Wald Statistic	1.454	0.195	1.446	0.310
Urban White	Estimate	0.816	0.094	0.765	-0.055
	SE	0.644	0.789	0.643	0.757
	Wald Statistic	1.266	0.119	1.189	-0.072
Suburban White	Estimate	1.580	2.482	2.044	2.233
	SE	0.572	0.566	0.520	0.428
	Wald Statistic	2.764	4.381	3.931	5.212

Table 6.1: Summary of the Data Analysis. Each row shows the statistics of interest for each subgroup. Each column shows the different estimators.

7 Conclusion

This paper compares different modern approaches of estimating groupwise treatment effects τ_g^* . We state the assumptions underlying each approach, compare their statistical properties, and

present a combined approach that has favorable efficiency properties in certain finite-sample settings. We also present ways to use cluster-robust standard errors whenever there is concern for clustered/dependent observations. We demonstrate each approach through simulation and empirical studies. For general practice, our work recommends using the combined estimator if the propensity score or the treatment effect are believed to be constant within subgroups as the combined estimator is the most efficient among the three estimators considered here. But, if neither is plausible and the bias may dominate efficiency gains from the combined estimator in finite-sample settings, we recommend the nonparametric approach to estimate groupwise treatment effects.

Supplementary Material

The supplementary material contains supplementary materials for “A Groupwise Approach for Inferring Heterogeneous Treatment Effects in Causal Inference.” Section A discusses the details about the results of the main paper. Section B presents useful lemmas used in the proofs. Section C contains the proofs of the lemmas in Section B. Lastly, Section D contains the proof of the theorems in the main paper.

A Details of the Main Paper

A.1 Details of the Cross-fitting Procedure

Let $\hat{\tau}_{\text{SP}}^{(s)}$ and $\hat{\tau}_{\text{NP}}^{(s)}$ be the estimators from s th cross-fitting procedure and let $\hat{\Sigma}_{\text{SP}}^{(s)}$, $\hat{\Sigma}_{\text{NP}}^{(s)}$, and $\hat{\Sigma}_{\text{SP,NP}}^{(s)}$ be the associated variance estimates. Afterwards, we compute the component-wise medians of the estimators, i.e.

$$\begin{pmatrix} \hat{\tau}_{\text{SP}}^{\text{med}} \\ \hat{\tau}_{\text{NP}}^{\text{med}} \end{pmatrix} = \text{median}_{s=1,\dots,S} \begin{pmatrix} \hat{\tau}_{\text{SP}}^{(s)} \\ \hat{\tau}_{\text{NP}}^{(s)} \end{pmatrix}.$$

Also, the following variance estimators are used:

$$\begin{bmatrix} \hat{\Sigma}_{\text{SP}}^{\text{med}} & \hat{\Sigma}_{\text{SP,NP}}^{\text{med}} \\ \hat{\Sigma}_{\text{SP,NP}}^{\text{med},\top} & \hat{\Sigma}_{\text{NP}}^{\text{med}} \end{bmatrix} = \text{median}_{s=1,\dots,S} \left[\begin{bmatrix} \hat{\Sigma}_{\text{SP}}^{(s)} & \hat{\Sigma}_{\text{SP,NP}}^{(s)} \\ \hat{\Sigma}_{\text{SP,NP}}^{(s),\top} & \hat{\Sigma}_{\text{NP}}^{(s)} \end{bmatrix} + \begin{pmatrix} \hat{\tau}_{\text{SP}}^{(s)} - \hat{\tau}_{\text{SP}}^{\text{med}} \\ \hat{\tau}_{\text{NP}}^{(s)} - \hat{\tau}_{\text{NP}}^{\text{med}} \end{pmatrix}^{\otimes 2} \right]$$

where the median is evaluated based on the matrix 2-norm. As shown in Corollary 3.3 of [Chernozhukov et al. \(2018\)](#), the established results extend to the median-adjusted estimators.

A.2 Additional Results of the Simulation

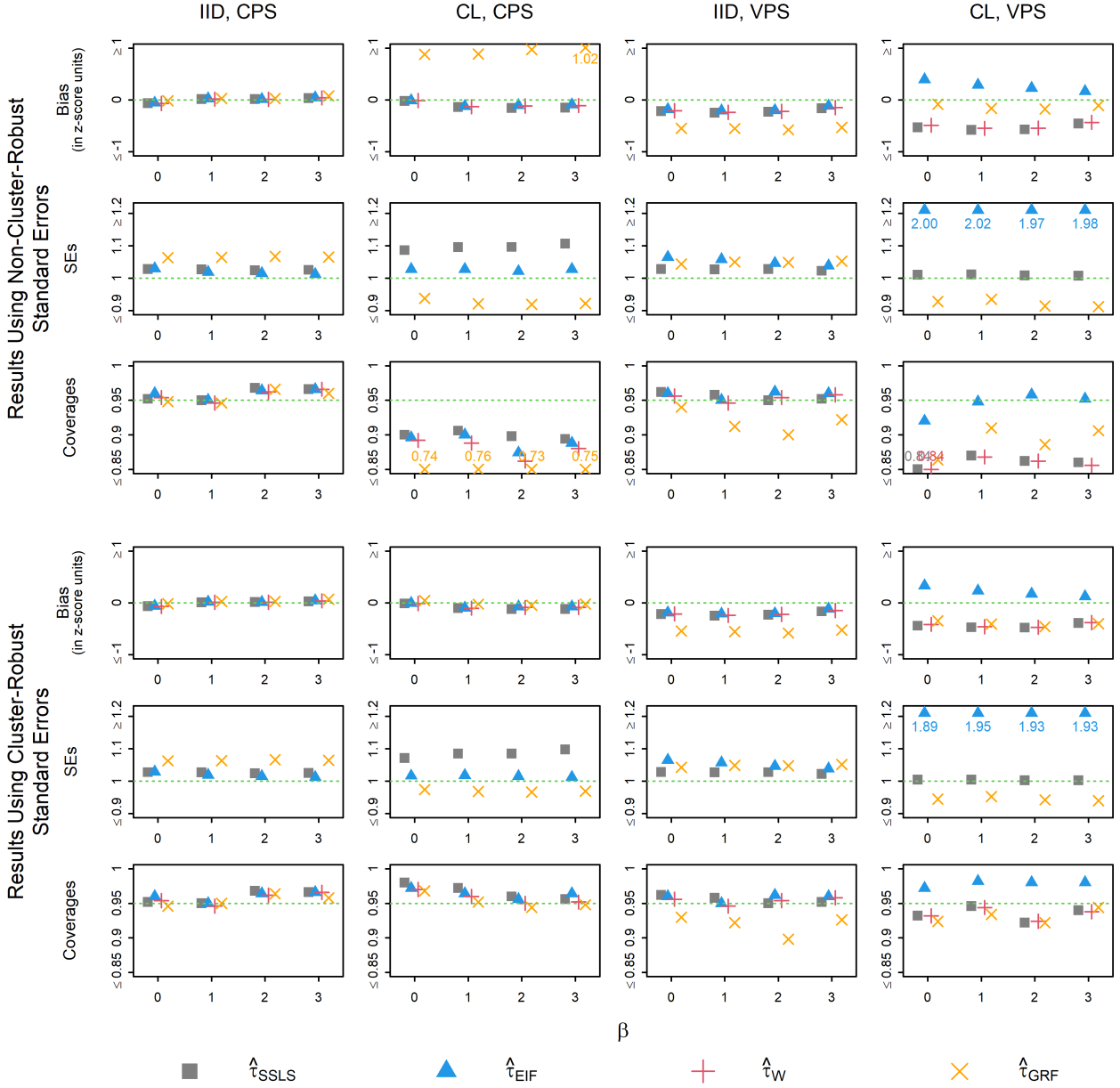


Figure A.1: Graphical Summary of the Simulation Results Associated with the Second Groupwise Effect τ_2^* . Each column shows different combination of propensity score (PS) models in (7) in the main paper and clustering. The top three rows use non-cluster-robust standard errors and the bottom three rows use cluster-robust standard errors. The x -axes of the plots indicate the effect heterogeneity parameter β . The first and fourth rows show bias in z-score units. The second and fifth rows show ratio of standard errors where the denominator is the combined estimator's standard error. The third and sixth rows show coverage of 95% CIs. Green dashed lines are drawn for reference.

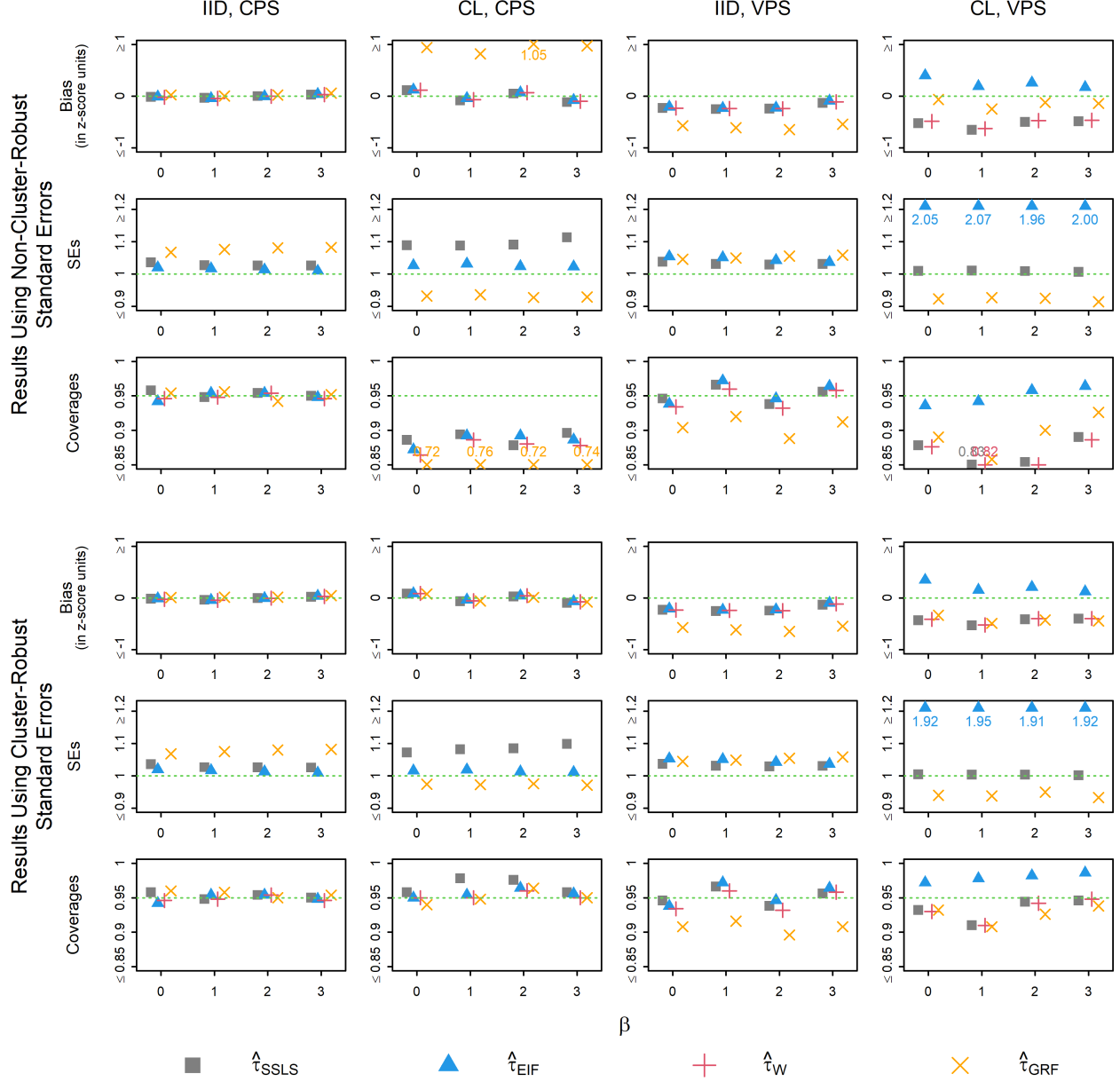


Figure A.2: Graphical Summary of the Simulation Results Associated with the Third Groupwise Effect τ_3^* . Each column shows different combination of propensity score (PS) models in (7) in the main paper and clustering. The top three rows use non-cluster-robust standard errors and the bottom three rows use cluster-robust standard errors. The x -axes of the plots indicate the effect heterogeneity parameter β . The first and fourth rows show bias in z-score units. The second and fifth rows show ratio of standard errors where the denominator is the combined estimator's standard error. The third and sixth rows show coverage of 95% CIs. Green dashed lines are drawn for reference.

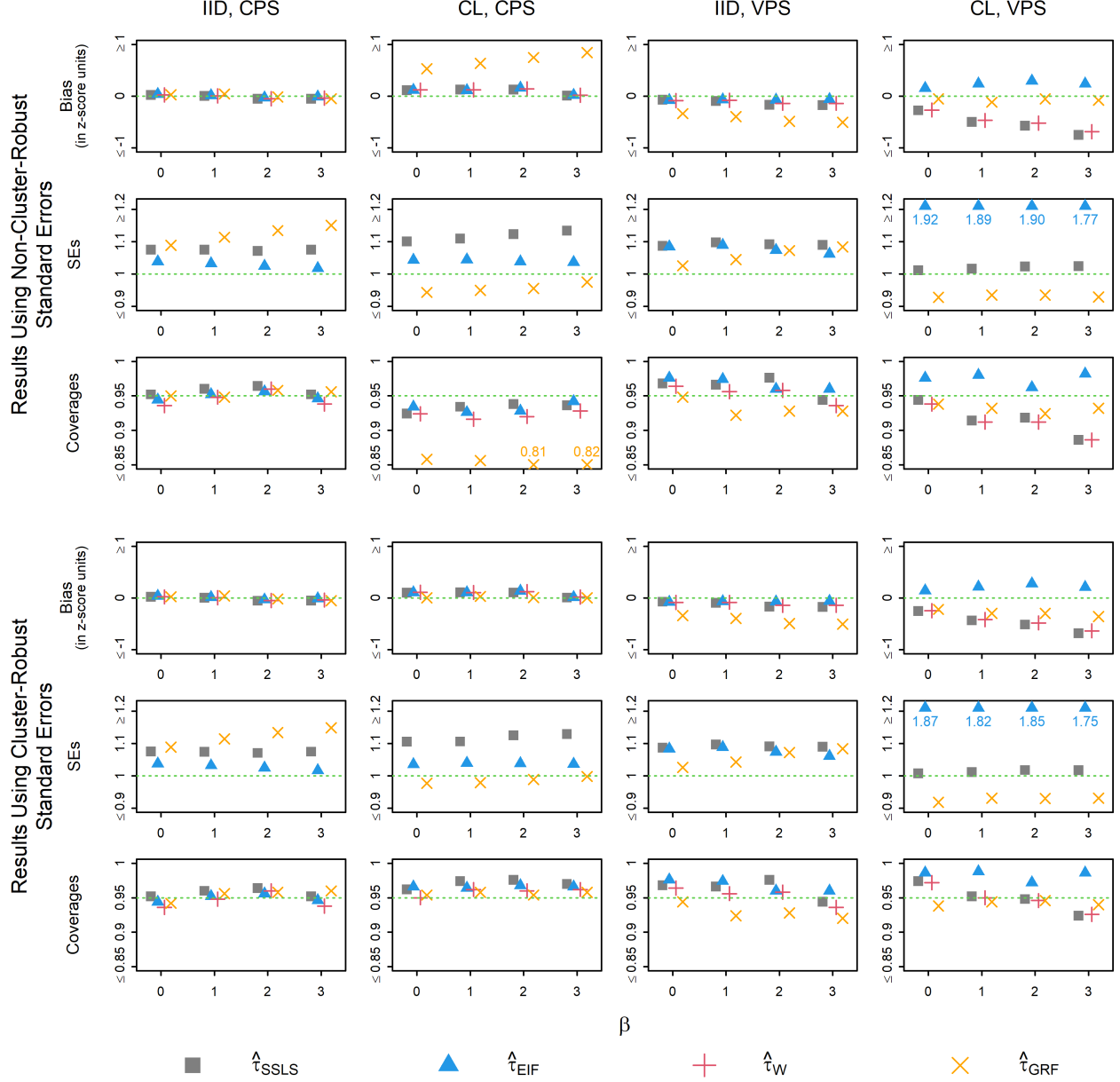


Figure A.3: Graphical Summary of the Simulation Results Associated with the Fourth Groupwise Effect τ_4^* . Each column shows different combination of propensity score (PS) models in (7) in the main paper and clustering. The top three rows use non-cluster-robust standard errors and the bottom three rows use cluster-robust standard errors. The x -axes of the plots indicate the effect heterogeneity parameter β . The first and fourth rows show bias in z-score units. The second and fifth rows show ratio of standard errors where the denominator is the combined estimator's standard error. The third and sixth rows show coverage of 95% CIs. Green dashed lines are drawn for reference.

A.3 Assessment of Assumptions (A1) and (A2) in the Main Paper

To assess assumption (A1), we assessed covariate balance as follows. Let $\tilde{X}_i^{\text{PS.nonAdj}}$ and $\tilde{X}_i^{\text{PS.Adj}}$ be

$$\tilde{X}_{ip}^{\text{PS.nonAdj}} = \frac{A_i X_{ip}}{\frac{1}{N} \sum_{i=1}^N A_i} - \frac{(1 - A_i) X_{ip}}{\frac{1}{N} \sum_{i=1}^N (1 - A_i)}, \quad \tilde{X}_{ip}^{\text{PS.Adj}} = \frac{A_i X_{ip}}{\hat{e}^{\text{Med}}(\mathbf{X}_i)} - \frac{(1 - A_i) X_{ip}}{1 - \hat{e}^{\text{Med}}(\mathbf{X}_i)},$$

where X_{ip} is the p th covariate of unit i and $\hat{e}^{\text{Med}}(\mathbf{X}_i)$ is the median value of the propensity score estimate obtained from 100 sample split. To address the correlation within each cluster, we consider the following generalized linear mixed effect models (GLMMs):

$$\tilde{X}_{c(j),p}^{\text{PS.nonAdj}} \sim \mu_p^{\text{PS.nonAdj}} + u_{cp}^{\text{PS.nonAdj}} + \epsilon_{c(j),p}^{\text{PS.nonAdj}}, \quad \tilde{X}_{c(j),p}^{\text{PS.Adj}} \sim \mu_p^{\text{PS.Adj}} + u_{cp}^{\text{PS.Adj}} + \epsilon_{c(j),p}^{\text{PS.Adj}}$$

where u_{cp} is the cluster-level random effect for cluster c and $\epsilon_{c(j),p}$ is the unit-level error for the j th unit in cluster c . Using the GLMMs, we test $H_{0p}^{\text{PS.nonAdj}} : \mu_p^{\text{PS.nonAdj}} = 0$ and $H_{0p}^{\text{PS.Adj}} : \mu_p^{\text{PS.nonAdj}} = 0$. For $H_{0p}^{\text{PS.nonAdj}}$, a larger (smaller) test statistic suggests that covariate balance is achieved (violated) without adjusting the propensity score. Similarly, for $H_{0p}^{\text{PS.Adj}}$, a larger (smaller) test statistic suggests that covariate balance is achieved (violated) with adjusting the propensity score.

Table A.1 summarizes covariate balance assessment. We find that covariate balance is improved after adjusting the propensity score and there is no significant Wald statistics that rejects $H_{0p}^{\text{PS.Adj}}$. This concludes assumption (A1) is not severely violated.

Variable	$H_{0p}^{\text{PS.nonAdj}}$	$H_{0p}^{\text{PS.Adj}}$	Variable	$H_{0p}^{\text{PS.nonAdj}}$	$H_{0p}^{\text{PS.Adj}}$
Gender=male	1.30	0.04	Intact family	2.15	0.92
Black	0.15	0.61	Has reading sources	3.39	1.73
White	1.73	0.78	GPA	2.18	1.58
Urban	2.19	0.11	8th grade math score	2.19	1.47
Mother's job=professional	2.87	1.02	Sent to the office more than twice due to misbehaving	-3.14	-0.04
Father's job=professional	2.38	1.69	Sent to the office more than twice due to school work	-0.4	-0.38
Mother=college graduate	2.16	-0.3	Parents were warned more than twice due to attendance	-1.02	-0.6
Mother=high school graduate	1.17	0.53	Parents were warned more than twice due to grades	-3.58	-1.48
Father=college graduate	2.04	0.52	Parents were warned more than twice due to behavior	-2.43	-1.01
Father=high school graduate	0.69	-0.23	Parents were warned more than twice due to physical fights	-1.26	-1.87
Family income	3.53	1.21	Religion=Catholic	6.34	1.80

Table A.1: Result of Covariate Balance Assessment. The numbers show the Wald statistics obtained from testing $H_{0p}^{\text{PS.nonAdj}}$ and $H_{0p}^{\text{PS.Adj}}$.

Next, to assess assumption (A2), we plot $\hat{e}^{\text{Med}}(\mathbf{X}_i)$ according to the treatment status. Figure

A.4 shows the result. The overlap assumption is not severely violated except for the ranges where the propensity score is very small (less than 0.01) and the propensity score is greater than 0.4.

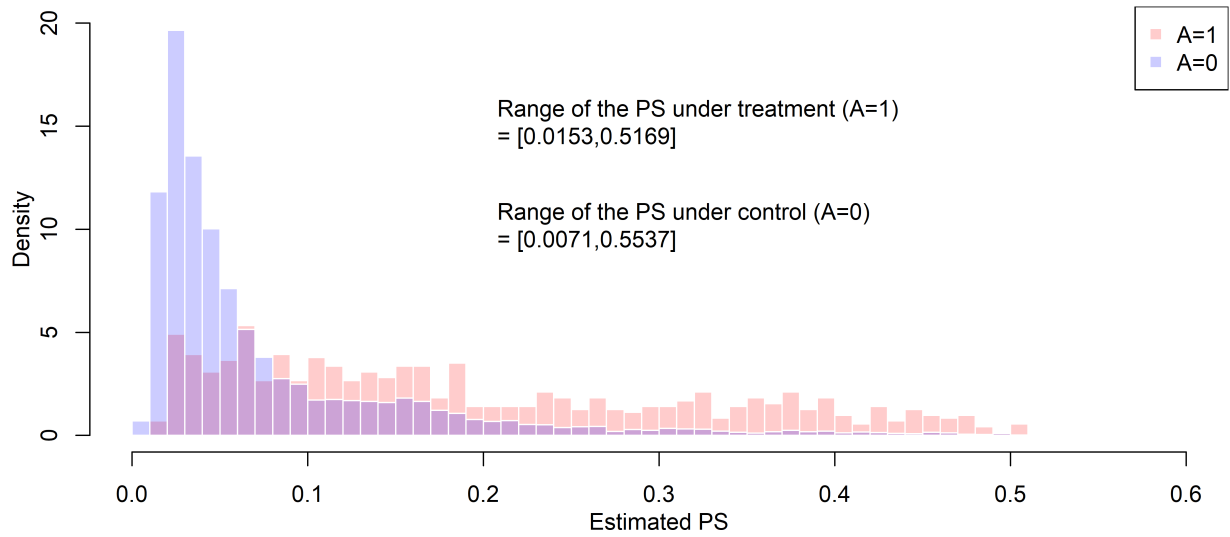


Figure A.4: Histograms of the Propensity Score Estimates.

B Lemma

We introduce useful lemmas for the proof of theorems in the main paper.

Lemma B.1. Let \mathbf{U} and \mathbf{V} be the random vectors. Then,

$$\|E(\mathbf{U}\mathbf{V}^\top)\|_2 \leq E(\|\mathbf{U}\mathbf{V}^\top\|_2) \leq \sqrt{E(\|\mathbf{U}\|_2^2)E(\|\mathbf{V}\|_2^2)}.$$

Furthermore, suppose \mathbf{U} is a bounded random vector, i.e., $\|\mathbf{U}\|_2 \leq M$ for some M . Then,

$$E(\|\mathbf{U}\mathbf{V}^\top\|_2) \leq M \cdot E(\|\mathbf{V}\|_2).$$

Also, for $r \geq 1$, we have

$$E(\|\mathbf{U}\mathbf{V}^\top\|_2^r) \leq \sqrt{E(\|\mathbf{U}\|_2^{2r})E(\|\mathbf{V}\|_2^{2r})}.$$

Proof. The proof is in Section C.1. □

Lemma B.2. (Chernozhukov et al., 2018) Let a_N be a sequence of positive numbers for $N = 1, 2, \dots$. If $\|\mathbf{X}_N\| = O_P(a_N)$ conditional on \mathbf{Y}_N , then $\|\mathbf{X}_N\| = O_P(a_N)$ unconditionally.

Proof. The proof is in Section C.2. □

Lemma B.3. Let $\mathcal{M} = \{P \mid P(\mathbf{O}_i) \text{ satisfies model (SP) in the main paper}\}$. Additionally, suppose the error ϵ_i is homoscedastic within each subgroup in that $E(\epsilon^2 \mid A_i, \mathbf{X}_i)$ is constant as $\sigma_{\epsilon,g}^2$ if $M(\mathbf{X}_i) = g$. Then, the efficient influence function of $\boldsymbol{\tau}^*$ in \mathcal{M} is $\boldsymbol{\psi}(\mathbf{O}_i) = [E(\mathbf{V}_i^* \mathbf{V}_i^{*\top})]^{-1}(\mathbf{V}_i \epsilon)$ where $\mathbf{V}_i^* = \{A_i - e^*(\mathbf{X}_i)\}\mathbf{I}(\mathbf{X}_i)$. Therefore, the semiparametric efficiency bound of $\boldsymbol{\tau}^*$ is $\Sigma_{\text{SP}} = \text{diag}(\sigma_{\text{SP},1}^2, \dots, \sigma_{\text{SP},G}^2)$ where

$$\sigma_{\text{SP},g}^2 = \frac{E[\epsilon_i^2 \{A - e^*(\mathbf{X}_i)\}^2 \mathbb{1}\{M(\mathbf{X}_i) = g\}]}{E[\{A - e^*(\mathbf{X}_i)\}^2 \mathbb{1}\{M(\mathbf{X}_i) = g\}]^2} = \frac{\sigma_{\epsilon,g}^2}{E[\{A - e^*(\mathbf{X}_i)\}^2 \mathbb{1}\{M(\mathbf{X}_i) = g\}]}.$$

Proof. The proof is in Section C.3. □

Lemma B.4. Let $\mathbf{V}_i^* = \{A_i - e^*(\mathbf{X}_i)\}\mathbf{I}(\mathbf{X}_i)$, $Z_i^* = Y_i - \nu^*(\mathbf{X}_i)$, $\widehat{\mathbf{V}}_i^{(-k)} = \{A_i - e^{(-k)}(\mathbf{X}_i)\}\mathbf{I}(\mathbf{X}_i)$, $\widehat{Z}_i^{(-k)} = Y_i - \nu^{(-k)}(\mathbf{X}_i)$, $\epsilon_i = Z_i^* - \mathbf{V}_i^{*\top} \boldsymbol{\tau}_{\text{OV}}^*$, and $\epsilon_i^{(-k)} = \widehat{Z}_i^{(-k)} - \widehat{\mathbf{V}}_i^{(-k)\top} \boldsymbol{\tau}_{\text{OV}}^*$. Under Assumptions (A1)-(A4) and Assumption 3.1 in the main paper, the following conditions hold.

- (a) $E(\epsilon_i \mathbf{V}_i^*) = 0$.
- (b) $\|\mathbf{V}_i^*\|_{P,4}$, $\|\widehat{\mathbf{V}}_i^{(-k)}\|_{P,4}$, $\|\mathbf{V}_i^* \epsilon_i\|_{P,4}$, and $E(\epsilon_i^2 \mid \mathbf{V}_i^*)$ are bounded.
- (c) $E(\mathbf{V}_i^* \mathbf{V}_i^{*\top})$ and $E\{\mathbf{V}_i^{(-k)} \mathbf{V}_i^{(-k)\top} \mid \mathcal{I}_k^C\}$ are full rank.
- (d) $\|\widehat{Z}_i^{(-k)} - Z_i^*\|_{P,2} = o_P(1)$ and $\|\widehat{\mathbf{V}}_i^{(-k)} - \mathbf{V}_i^*\|_{P,2} = o_P(1)$ as $N \rightarrow \infty$.
- (e) $\sqrt{N} \|E\{\widehat{\mathbf{V}}_i^{(-k)} \epsilon_i^{(-k)} \mid \mathcal{I}_k^C\}\|_2 = o_P(1)$ and $\|\widehat{\mathbf{V}}_i^{(-k)} \epsilon_i^{(-k)} - \mathbf{V}_i^* \epsilon_i\|_{P,2} = o_P(1)$ as $N \rightarrow \infty$.

Proof. The proof is in Section C.4. \square

Lemma B.5. Let $\mathcal{M} = \{P \mid P(\mathbf{O}_i) \text{ satisfies Assumptions (A1)-(A4) in the main paper}\}$. The efficient influence function of $\boldsymbol{\tau}^*$ in \mathcal{M} is $\boldsymbol{\phi}(\mathbf{O}_i) = (\phi_1(\mathbf{O}_i), \dots, \phi_G(\mathbf{O}_i))^\top$ where

$$\begin{aligned}\phi_g(\mathbf{O}_i) &= \frac{\mathbb{1}\{M(\mathbf{X}_i) = g\} \{\varphi(\mathbf{O}_i) - \tau_g^*\}}{p_g^*}, \quad p_g^* = P\{M(\mathbf{X}_i) = g\}, \\ \varphi(\mathbf{O}_i) &= \frac{A_i \{Y_i - \mu^*(1, \mathbf{X}_i)\}}{e^*(\mathbf{X}_i)} - \frac{(1 - A_i) \{Y_i - \mu^*(0, \mathbf{X}_i)\}}{1 - e^*(\mathbf{X}_i)} + \mu^*(1, \mathbf{X}_i) - \mu^*(0, \mathbf{X}_i).\end{aligned}$$

Therefore, the semiparametric efficiency bound of $\boldsymbol{\tau}^*$ is $\Sigma_{\text{NP}} = \text{diag}(\sigma_{\text{NP},1}^2, \dots, \sigma_{\text{NP},G}^2)$ where

$$\sigma_{\text{NP},g}^2 = \frac{\mathbb{E}[\{\varphi(\mathbf{O}_i) - \tau_g^*\}^2 \mathbb{1}\{M(\mathbf{X}_i) = g\}]}{(p_g^*)^2}$$

Moreover, the estimated slope coefficients from regressing $\varphi(\mathbf{O}_i)$ on $\mathbf{I}(\mathbf{X}_i)$ without the intercept term achieve the bound.

Proof. The proof is in Section C.5. \square

Lemma B.6. Let $\mathbf{V}_i^* = \widehat{\mathbf{V}}_i^{(-k)} = \mathbf{I}(\mathbf{X}_i)$, $Z_i^* = \varphi^*(\mathbf{O}_i)$, $\widehat{Z}_i^{(-k)} = \widehat{\varphi}^{(-k)}(\mathbf{O}_i)$, $\epsilon_i = Z_i^* - \mathbf{V}_i^{*,\top} \boldsymbol{\tau}^*$, and $\epsilon_i^{(-k)} = \widehat{Z}_i^{(-k)} - \widehat{\mathbf{V}}_i^{(-k),\top} \boldsymbol{\tau}^*$. Under Assumptions (A1)-(A4) and Assumption 3.2 in the main paper, the conditions in Lemma B.4 hold.

Proof. The proof is in Section C.6. \square

Lemma B.7. Let Σ_{SP} , Σ_{NP} , and $\Sigma_{\text{SP,NP}}$ be the asymptotic variances of $\widehat{\boldsymbol{\tau}}_{\text{SP}}$, $\widehat{\boldsymbol{\tau}}_{\text{NP}}$, and the asymptotic covariance of $\widehat{\boldsymbol{\tau}}_{\text{SP}}$ and $\widehat{\boldsymbol{\tau}}_{\text{NP}}$, respectively. Suppose model (SP) in the main paper is true and the error ϵ_i is homoscedastic within each subgroup (i.e. $\text{Var}(\epsilon_i \mid A_i, \mathbf{X}_i) = \sigma_{\epsilon,g}^2$ for all (A_i, \mathbf{X}_i) satisfying $M(\mathbf{X}_i) = g$). Then, $\Sigma_{\text{NP}} - \Sigma_{\text{SP}}$ is positive semi-definite and $\Sigma_{\text{SP,NP}} = \Sigma_{\text{SP}}$. Moreover, if the propensity score $e^*(\mathbf{X}_i)$ is constant within each subgroup (i.e. condition (b) of Corollary 3.2 in the main paper), we have $\Sigma_{\text{NP}} = \Sigma_{\text{SP}}$.

Proof. The proof is in Section C.7. \square

C Proof of Lemmas in Section B

C.1 Proof of Lemma B.1

For the first result, we observe that the matrix spectral norm is convex and induced by the vector 2-norm. As a result, the Jensen's inequality, the submultiplicativity of the spectral norm, and Hölder's inequality gives the result

$$\left\| \int \mathbf{U} \mathbf{V}^\top dP \right\|_2 \leq \int \|\mathbf{U} \mathbf{V}^\top\|_2 dP \leq \int \|\mathbf{U}\|_2 \|\mathbf{V}\|_2 dP \leq \sqrt{\int \|\mathbf{U}\|_2^2 dP \int \|\mathbf{V}\|_2^2 dP}. \quad (8)$$

Here, P is the law of (\mathbf{U}, \mathbf{V}) . The second result is trivial by replacing $\|\mathbf{U}\|_2$ with M in the third integral of (8). The last result holds via analogous steps:

$$\int \|\mathbf{U} \mathbf{V}^\top\|_2^r dP \leq \int \|\mathbf{U}\|_2^r \|\mathbf{V}\|_2^r dP \leq \sqrt{\int \|\mathbf{U}\|_2^{2r} dP \int \|\mathbf{V}\|_2^{2r} dP}.$$

C.2 Proof of Lemma B.2

See Lemma 6.1 of Chernozhukov et al. (2018).

C.3 Proof of Lemma B.3

We follow the proof technique laid out in Newey (1990). First, let $\mathbf{V}_i = \{A_i - e^*(\mathbf{X}_i)\} \mathbf{I}(\mathbf{X}_i)$, $Z_i = Y_i - \nu^*(\mathbf{X}_i)$, and $\epsilon_i = Z_i - \mathbf{V}_i^\top \boldsymbol{\tau}^*$. The density of \mathbf{O}_i with respect to some σ -finite measure is

$$f_{\mathbf{O}}^*(y, a, \mathbf{x}) = f_{\epsilon}^*(z - \mathbf{v}^\top \boldsymbol{\tau}^* | \mathbf{v}) f_{\mathbf{V}}^*(\mathbf{v})$$

where the smoothness and regularity conditions are given in Definition A.1 of the appendix in Newey (1990). We assume that the density of parametric submodel $f_{\mathbf{O}}(y, a, \mathbf{x}; \boldsymbol{\tau}, \boldsymbol{\eta})$ equals to the true density $f_{\mathbf{O}}^*(y, a, \mathbf{x})$ at $\boldsymbol{\tau} = \boldsymbol{\tau}^*$ and $\boldsymbol{\eta} = \boldsymbol{\eta}^*$ where $\boldsymbol{\eta}$ is an G -dimensional parameter. Note that $\partial \boldsymbol{\tau} / \partial (\boldsymbol{\tau}, \boldsymbol{\eta}) = [I_{G \times G}, 0_{G \times G}]$.

The corresponding score function is

$$\mathbf{s}_{\mathbf{O}}(y, a, \mathbf{x}; \boldsymbol{\tau}^*, \boldsymbol{\eta}^*) = \begin{bmatrix} s_1(y, a, \mathbf{x}; \boldsymbol{\tau}^*, \boldsymbol{\eta}^*) \\ s_2(y, a, \mathbf{x}; \boldsymbol{\tau}^*, \boldsymbol{\eta}^*) \end{bmatrix} = \begin{bmatrix} -\mathbf{v} \cdot \mathcal{A}(z - \mathbf{v}^\top \boldsymbol{\tau}^*, \mathbf{v}; \boldsymbol{\eta}^*) \\ \mathcal{B}(z - \mathbf{v}^\top \boldsymbol{\tau}^*, \mathbf{v}; \boldsymbol{\eta}^*) + \mathcal{C}(\mathbf{v}; \boldsymbol{\eta}^*) \end{bmatrix}$$

where

$$\mathcal{A}(t_0, \mathbf{v}; \boldsymbol{\eta}) = \frac{1}{f_{\epsilon}(t_0 | \mathbf{v}; \boldsymbol{\eta})} \frac{\partial f_{\epsilon}(t | \mathbf{v}; \boldsymbol{\eta})}{\partial t} \Big|_{t=t_0}, \quad \mathcal{B}(z - \mathbf{v}^\top \boldsymbol{\tau}, \mathbf{v}; \boldsymbol{\eta}) = \frac{\partial f_{\epsilon}(z - \mathbf{v}^\top \boldsymbol{\tau} | \mathbf{v}; \boldsymbol{\eta})}{\partial \boldsymbol{\eta}}, \quad \mathcal{C}(\mathbf{v}; \boldsymbol{\eta}) = \frac{\partial f_{\mathbf{V}}(\mathbf{v}; \boldsymbol{\eta})}{\partial \boldsymbol{\eta}}.$$

From the parametric submodel, we obtain the G -dimensional tangent space which is the mean

closure of all G -dimensional linear combinations of scores, i.e.

$$\begin{aligned} \mathcal{T} &= \left\{ \mathcal{S}(y, a, \mathbf{x}) \mid \mathcal{S}(y, a, \mathbf{x}) = H_1 \mathbf{V}_i \mathcal{A}(\epsilon_i, \mathbf{V}_i) + H_2 \{ \mathcal{B}(\epsilon_i, \mathbf{V}_i) + \mathcal{C}(\mathbf{V}_i) \} \in \mathbb{R}^G, \right. \\ &\quad \epsilon_i = Z_i - \mathbf{V}_i^{*,\top} \boldsymbol{\tau}^*, \quad H_1 \in \mathbb{R}^{G \times G}, \quad H_2 \in \mathbb{R}^{G \times G} \\ &\quad \left. \mathbb{E}\{ \mathcal{B}(\epsilon_i, \mathbf{V}_i) \mid \mathbf{V}_i \} = 0, \quad \mathbb{E}\{ \mathcal{C}(\mathbf{V}_i) \} = 0, \quad \mathbb{E}\{ \epsilon_i \mathcal{B}(\epsilon_i, \mathbf{V}_i) \mid \mathbf{V}_i \} = 0 \right\}. \end{aligned} \quad (9)$$

The restrictions $\mathbb{E}\{ \mathcal{B}(\epsilon_i, \mathbf{V}_i) \mid \mathbf{V}_i \} = 0$ and $\mathbb{E}\{ \mathcal{C}(\mathbf{V}_i) \} = 0$ are trivial from the property of the score functions. The last restriction $\mathbb{E}\{ \epsilon_i \mathcal{B}(\epsilon_i, \mathbf{V}_i) \mid \mathbf{V}_i \}$ is from the following property of \mathcal{B} .

$$\mathbb{E}\{ \epsilon_i \mathcal{B}(\epsilon_i, \mathbf{V}_i; \boldsymbol{\eta}) \mid \mathbf{V}_i \} = \int u \frac{\partial f_\epsilon^*(u \mid \mathbf{v}; \boldsymbol{\eta})}{\partial \boldsymbol{\eta}} du = \frac{\partial}{\partial \boldsymbol{\eta}} \int u f_\epsilon^*(u \mid \mathbf{v}; \boldsymbol{\eta}) du = 0.$$

We now claim $\boldsymbol{\psi}(\mathbf{O}_i) = [\mathbb{E}(\mathbf{V}_i^* \mathbf{V}_i^{*,\top})]^{-1} (\mathbf{V}_i \epsilon)$ is the efficient influence function. First, we show $\boldsymbol{\tau}$ is a differentiable parameter by showing $\mathbb{E}\{ \boldsymbol{\psi}(\mathbf{O}_i) \mathbf{s}_\mathbf{O}(Y_i, A_i, \mathbf{X}_i; \boldsymbol{\tau}^*, \boldsymbol{\eta}^*)^\top \} = [I_{G \times G}, 0_{G \times G}] = \partial \boldsymbol{\tau} / \partial (\boldsymbol{\tau}, \boldsymbol{\eta})$. The first block is $\mathbb{E}\{ \boldsymbol{\psi}(\mathbf{O}_i) \mathbf{s}_1(Y_i, A_i, \mathbf{X}_i; \boldsymbol{\tau}^*, \boldsymbol{\eta}^*)^\top \}$. We observe

$$\mathbb{E}\{ \epsilon_i \mathcal{A}(\epsilon_i, \mathbf{V}_i; \boldsymbol{\eta}^*) \mid \mathbf{V}_i \} = \int u \frac{\partial f_\epsilon(t \mid \mathbf{v}; \boldsymbol{\eta})}{\partial t} \Big|_{t=u} du = \frac{\partial \int f_\epsilon(ku \mid \mathbf{v}; \boldsymbol{\eta}^*) du}{\partial k} \Big|_{k=1} = -1.$$

As a result, we get

$$\mathbb{E}\{ \boldsymbol{\psi}(\mathbf{O}_i) \mathbf{s}_1(Y_i, A_i, \mathbf{X}_i; \boldsymbol{\tau}^*, \boldsymbol{\eta}^*)^\top \} = -[\mathbb{E}(\mathbf{V}_i^* \mathbf{V}_i^{*,\top})]^{-1} \mathbb{E}[\mathbf{V}_i \mathbb{E}\{ \epsilon_i \mathcal{A}(\epsilon_i, \mathbf{V}_i; \boldsymbol{\eta}^*) \mid \mathbf{V}_i \} \mathbf{V}_i] = I_{G \times G}.$$

The second block is $\mathbb{E}\{ \boldsymbol{\psi}(\mathbf{O}_i) \mathbf{s}_2(Y_i, A_i, \mathbf{X}_i; \boldsymbol{\tau}^*, \boldsymbol{\eta}^*) \}$, which is equal to $0_{G \times G}$.

$$\begin{aligned} &\mathbb{E}\{ \boldsymbol{\psi}(\mathbf{O}_i) \mathbf{s}_2(Y_i, A_i, \mathbf{X}_i; \boldsymbol{\tau}^*, \boldsymbol{\eta}^*) \} \\ &= [\mathbb{E}(\mathbf{V}_i^* \mathbf{V}_i^{*,\top})]^{-1} \mathbb{E}[\mathbf{V}_i \mathbb{E}\{ \epsilon_i \mathcal{B}(\epsilon_i, \mathbf{V}_i; \boldsymbol{\eta}^*) \mid \mathbf{V}_i \} + \mathbf{V}_i \mathbb{E}(\epsilon_i \mid \mathbf{V}_i) \mathcal{C}(\mathbf{V}_i; \boldsymbol{\eta}^*)] = 0_{G \times G}. \end{aligned}$$

As a result, $\mathbb{E}\{ \boldsymbol{\psi}(\mathbf{O}_i) \mathbf{s}_\mathbf{O}(Y_i, A_i, \mathbf{X}_i; \boldsymbol{\tau}^*, \boldsymbol{\eta}^*)^\top \} = [I_{G \times G}, 0_{G \times G}] = \partial \boldsymbol{\tau} / \partial (\boldsymbol{\tau}, \boldsymbol{\eta})$.

Second, we show that $\boldsymbol{\psi}(\mathbf{O}_i) \in \mathcal{T}$. This is trivial because

$$\begin{aligned} &[\mathbb{E}(\mathbf{V}_i^* \mathbf{V}_i^{*,\top})]^{-1} (\mathbf{V}_i \epsilon) \\ &= - \underbrace{[\mathbb{E}(\mathbf{V}_i^* \mathbf{V}_i^{*,\top})]^{-1} \Omega_\epsilon}_{H_1} \{ \mathbf{V}_i \mathcal{A}(\epsilon_i, \mathbf{V}_i; \boldsymbol{\eta}^*) \} + \underbrace{[\mathbb{E}(\mathbf{V}_i^* \mathbf{V}_i^{*,\top})]^{-1} \{ \Omega_\epsilon \mathbf{V}_i \mathcal{A}(\epsilon_i, \mathbf{V}_i; \boldsymbol{\eta}^*) + \mathbf{V}_i \epsilon_i \}}_{\mathcal{B}(\epsilon_i, \mathbf{V}_i; \boldsymbol{\eta}^*)}, \end{aligned}$$

where $\Omega_\epsilon = \text{diag}(\sigma_{\epsilon,1}^2, \dots, \sigma_{\epsilon,G}^2)$ and $\sigma_{\epsilon,g}^2 = \text{Var}(\epsilon_i \mid A_i, \mathbf{X}_i)$ for $M(\mathbf{X}_i) = g$. It is straightforward to check $[\mathbb{E}(\mathbf{V}_i^* \mathbf{V}_i^{*,\top})]^{-1} \{ \Omega_\epsilon \mathbf{V}_i \mathcal{A}(\epsilon_i, \mathbf{V}_i; \boldsymbol{\eta}^*) + \mathbf{V}_i \epsilon_i \}$ satisfies restrictions $\mathbb{E}\{ \mathcal{B}(\epsilon_i, \mathbf{V}_i) \mid \mathbf{V}_i \} = 0$ and $\mathbb{E}\{ \epsilon_i \mathcal{B}(\epsilon_i, \mathbf{V}_i) \mid \mathbf{V}_i \} = 0$. This concludes the proof.

C.4 Proof of Lemma B.4

We proof the claim of the lemma in following **Step 1** – **Step 6**.

Step 1: We find

$$\mathbb{E}[\epsilon_i \{ A_i - e^*(\mathbf{X}_i) \} \mathbf{I}(\mathbf{X}_i)] = \mathbb{E}[\mathbf{V}_i^* \{ Z_i^* - \mathbf{V}_i^{*,\top} \boldsymbol{\tau}_{\text{OV}}^* \}] = \mathbb{E}(\mathbf{V}_i^* Z_i^*) - \mathbb{E}(\mathbf{V}_i^* \mathbf{V}_i^{*,\top}) \boldsymbol{\tau}_{\text{OV}}^*.$$

The g th component of $E(\mathbf{V}_i^* Z_i^*)$ is,

$$\begin{aligned} & E[\{Y_i - \nu^*(\mathbf{X}_i)\}\{A_i - e^*(\mathbf{X}_i)\}\mathbb{1}\{M(\mathbf{X}_i) = g\}] \\ &= E[\{A_i - e^*(\mathbf{X}_i)\}^2 \mathbb{1}\{M(\mathbf{X}_i) = g\} \tau^*(\mathbf{X}_i) + \epsilon_i \{A_i - e^*(\mathbf{X}_i)\} \mathbb{1}\{M(\mathbf{X}_i) = g\}] \\ &= E[e^*(\mathbf{X}_i)\{1 - e^*(\mathbf{X}_i)\} \tau^*(\mathbf{X}_i) \mid M(\mathbf{X}_i) = g] P\{M(\mathbf{X}_i) = g\} . \end{aligned}$$

Also, $E(\mathbf{V}_i^* \mathbf{V}_i^{*\top})$ is a diagonal matrix of which g th component is $E[\{A_i - e^*(\mathbf{X}_i)\}^2 \mathbb{1}\{M(\mathbf{X}_i) = g\}] = E[e^*(\mathbf{X}_i)\{1 - e^*(\mathbf{X}_i)\} \mid M(\mathbf{X}_i) = g] P\{M(\mathbf{X}_i) = g\}$. Therefore, each component of $E[\epsilon_i \{A_i - e^*(\mathbf{X}_i)\} \mathbf{I}(\mathbf{X}_i)]$ is zero:

$$\left[E[e^*(\mathbf{X}_i)\{1 - e^*(\mathbf{X}_i)\} \tau^*(\mathbf{X}_i) \mid M(\mathbf{X}_i) = g] - E[e^*(\mathbf{X}_i)\{1 - e^*(\mathbf{X}_i)\} \mid M(\mathbf{X}_i) = g] \tau_{\text{OV},g}^* \right] P\{M(\mathbf{X}_i) = g\} = 0 .$$

The equality holds from the definition of $\tau_{\text{OV},g}^* = E[e^*(\mathbf{X}_i)\{1 - e^*(\mathbf{X}_i)\} \tau^*(\mathbf{X}_i) \mid M(\mathbf{X}_i) = g] / E[e^*(\mathbf{X}_i)\{1 - e^*(\mathbf{X}_i)\} \mid M(\mathbf{X}_i) = g]$.

Step 2 : We show condition (b) holds. Since A_i and $e^*(\mathbf{X}_i)$ are trivially bounded, we obtain

$$\|\mathbf{V}_i\|_{P,4}^* \leq \|A_i\|_{P,4} + \|e^*(\mathbf{X}_i)\|_{P,4} \leq 2 \quad , \quad \|\widehat{\mathbf{V}}_i^{(-k)}\|_{P,4} \leq \|A_i\|_{P,4} + \|\widehat{e}^{(-k)}(\mathbf{X}_i)\|_{P,4} \leq 2 .$$

For $\|\mathbf{V}_i^* \epsilon_i\|_{P,4}$, we observe:

$$\|\mathbf{V}_i^* \epsilon_i\|_{P,4} \leq \|A_i \epsilon_i\|_{P,4} + \|e^*(\mathbf{X}_i) \epsilon_i\|_{P,4} \leq 2 \|\epsilon_i\|_{P,4} ,$$

Therefore, it suffices to show that $\|\epsilon_i\|_{P,4}$ is finite.

Since $E(Y_i^4 \mid A_i, \mathbf{X}_i)$ is bounded, we find $E(Y_i^4 \mid \mathbf{X}_i)$ and $E(Y_i^4)$ are also bounded because

$$E(Y_i^4 \mid \mathbf{X}_i) = E(Y_i^4 \mid A_i = 1, \mathbf{X}_i) P(A_i = 1 \mid \mathbf{X}_i) + E(Y_i^4 \mid A_i = 0, \mathbf{X}_i) P(A_i = 0 \mid \mathbf{X}_i) < \infty , \quad (10)$$

$$E(Y_i^4) = \int E(Y_i^4 \mid \mathbf{X}_i = \mathbf{x}) dP(\mathbf{x}) < \infty .$$

As a result, we find $\|\nu^*(\mathbf{X}_i)\|_{P,4}$ is finite from the Jensen's inequality as follows.

$$E\{\nu^*(\mathbf{X}_i)^4\} = \int |E(Y_i \mid \mathbf{X}_i = \mathbf{x})|^4 dP(\mathbf{x}) \leq \int E\{|Y_i|^4 \mid \mathbf{X}_i = \mathbf{x}\} dP(\mathbf{x}) = E(Y_i^4) < \infty .$$

Combining all, we find

$$\|\epsilon_i\|_{P,4} \leq \|Y_i - \nu^*(\mathbf{X}_i)\|_{P,4} + \|A_i - e^*(\mathbf{X}_i)\|_{P,4} \|\tau_{\text{OV}}^*\|_2 \leq \|Y_i\|_{P,4} + \|\nu^*(\mathbf{X}_i)\|_{P,4} + 2 \|\tau_{\text{OV}}^*\|_2 < \infty$$

where $\|\tau_{\text{OV}}^*\|_2 < \infty$ is shown in **Step 5**. This concludes $\|\mathbf{V}_i^* \epsilon_i\|_{P,4} < \infty$.

Next, to bound $E(\epsilon_i^2 \mid \mathbf{V}_i^*)$, we observe the following result from the Jensen's inequality.

$$E(\epsilon_i^2 \mid \mathbf{V}_i^*) = E\{E(\epsilon_i^2 \mid \mathbf{V}_i^*, A_i, \mathbf{X}_i) \mid \mathbf{V}_i^*\} = E\{E(\epsilon_i^2 \mid A_i, \mathbf{X}_i) \mid \mathbf{V}_i^*\} \leq E\{E(\epsilon_i^4 \mid A_i, \mathbf{X}_i)^{1/2} \mid \mathbf{V}_i^*\} .$$

Therefore, it suffices to show $E(\epsilon_i^4 \mid A_i, \mathbf{X}_i)$ is bounded. For some constants K_1 , K_2 , and K_3 , we find

$$E(\epsilon_i^4 \mid A_i, \mathbf{X}_i) \leq K_1 E(Y_i^4 \mid A_i, \mathbf{X}_i) + K_2 \nu^*(\mathbf{X}_i)^4 + K_3 \|\tau_{\text{OV}}^*\|_2 \|\mathbf{V}_i^*\|_2^4 .$$

The first bound $E(Y_i^4 | A_i, \mathbf{X}_i)$ is finite from Assumption 3.1. The second bound $\nu^*(\mathbf{X}_i)^4$ is finite from (10).

$$\nu^*(\mathbf{X}_i)^4 = E(Y_i | \mathbf{X}_i)^4 \leq E(Y_i^4 | \mathbf{X}_i) < \infty .$$

The last bound $\|\tau_{OV}^*\|_2 \|\mathbf{V}_i^*\|_2^4$ is finite because $\|\tau_{OV}^*\|_2 < \infty$ (which is shown in **Step 6**) and $\|\mathbf{V}_i^*\|_2 \leq \|A_i\|_2 + \|e^*(\mathbf{X}_i)\|_2 \leq 2$.

Step 3 : We establish condition (c). First, to show the full rank condition of $E(\mathbf{V}_i^* \mathbf{V}_i^{*\top})$, we observe that $E(\mathbf{V}_i^* \mathbf{V}_i^{*\top})$ is a diagonal matrix with the g th diagonal entry $E[\{A_i - e^*(\mathbf{X}_i)\}^2 \mathbb{1}\{M(\mathbf{X}_i) = g\}]$. As a result, it suffices to show that every diagonal entry is bounded between two positive constants. Note that g th diagonal entry is

$$\int \{a - e^*(\mathbf{x})\}^2 I\{M(\mathbf{x}) = g\} dP(a, \mathbf{x}) = \int_{\{0,1\} \times \mathcal{X}_g} \{a - e^*(\mathbf{x})\}^2 dP(a, \mathbf{x}) = \int_{\mathcal{X}_g} e^*(\mathbf{x}) \{1 - e^*(\mathbf{x})\} dP(\mathbf{x}) ,$$

where $\mathcal{X}_g = \{\mathbf{x} | M(\mathbf{x}) = g\}$ and $P(\cdot)$ is the distribution of the corresponding random variable(s). The second equality is straightforward from $e^*(\mathbf{x}) = P(A_i = 1 | \mathbf{X}_i = \mathbf{x})$. Note that the integral is strictly positive from Assumption (A2) and further makes $E(\mathbf{V}_i^* \mathbf{V}_i^{*\top})$ full rank. The full rank condition of $E\{\mathbf{V}_i^{(-k)} \mathbf{V}_i^{(-k)\top} | \mathcal{I}_k^C\}$ is similarly established using $\hat{e}^{(-k)}(\mathbf{X}_i) \in [e_c, 1 - e_c]$.

Step 4 : We establish condition (d).

$$\begin{aligned} \|\hat{Z}_i^{(-k)} - Z_i^*\|_{P,2} &= \|\nu^*(\mathbf{X}) - \hat{\nu}^{(-k)}(\mathbf{X})\|_{P,2} , \\ \|\hat{\mathbf{V}}_i^{(-k)} - \mathbf{V}_i^*\|_{P,2} &= \|\{e^*(\mathbf{X}_i) - \hat{e}^{(-k)}(\mathbf{X}_i)\} \mathbf{I}(\mathbf{X})\|_{P,2} \leq \|e(\mathbf{X}_i) - \hat{e}^{(-k)}(\mathbf{X}_i)\|_{P,2} . \end{aligned}$$

As a result, $\|\hat{Z}_i^{(-k)} - Z_i^*\|_{P,2} = o_P(1)$ and $\|\hat{\mathbf{V}}_i^{(-k)} - \mathbf{V}_i^*\|_{P,2} = o_P(1)$ converge to 0 from Assumption 3.1 in the main paper.

Step 5 : We show that condition (e) holds. First, $\hat{\mathbf{V}}_i^{(-k)} \epsilon_i^{(-k)}$ is represented as

$$\begin{aligned} &\hat{\mathbf{V}}_i^{(-k)} \epsilon_i^{(-k)} \\ &= \{A_i - \hat{e}^{(-k)}(\mathbf{X}_i)\} \mathbf{I}(\mathbf{X}_i) \left[\{Y_i - \hat{\nu}^{(-k)}(\mathbf{X}_i)\} - \{A_i - \hat{e}^{(-k)}(\mathbf{X}_i)\} \mathbf{I}(\mathbf{X}_i)^\top \tau_{OV}^* \right] \\ &= \{A_i - \hat{e}^{(-k)}(\mathbf{X}_i)\} \mathbf{I}(\mathbf{X}_i) \left[\{\nu^*(\mathbf{X}_i) - \hat{\nu}^{(-k)}(\mathbf{X}_i)\} - \{e^*(\mathbf{X}_i) - \hat{e}^{(-k)}(\mathbf{X}_i)\} \mathbf{I}(\mathbf{X}_i)^\top \tau_{OV}^* + \epsilon_i \right] . \end{aligned}$$

From the moment condition of $E[\{A_i - e^*(\mathbf{X}_i)\} \mathbf{I}(\mathbf{X}_i) \epsilon_i] = 0$, we find

$$\begin{aligned} \left\| E[\{A_i - \hat{e}^{(-k)}(\mathbf{X}_i)\} \mathbf{I}(\mathbf{X}_i) \epsilon_i | \mathcal{I}_k^C] \right\|_2 &= \left\| E[\{e^*(\mathbf{X}_i) - \hat{e}^{(-k)}(\mathbf{X}_i)\} \mathbf{I}(\mathbf{X}_i) \epsilon_i | \mathcal{I}_k^C] \right\|_2 \\ &\leq \|\{e^*(\mathbf{X}_i) - \hat{e}^{(-k)}(\mathbf{X}_i)\} \mathbf{I}(\mathbf{X}_i)\|_{P,2} \|\epsilon_i\|_{P,2} \\ &\leq \|e^*(\mathbf{X}_i) - \hat{e}^{(-k)}(\mathbf{X}_i)\|_{P,2} \|\epsilon_i\|_{P,4} = O_P(r_{e,N}) . \end{aligned}$$

Therefore, we obtain

$$\begin{aligned}
\sqrt{N} \left\| \mathbb{E}[\widehat{\mathbf{V}}_i^{(-k)} \epsilon_i^{(-k)} | \mathcal{I}_k^C] \right\|_2 &\leq \sqrt{N} \left\| \mathbb{E}[\{e^*(\mathbf{X}_i) - \widehat{e}^{(-k)}(\mathbf{X}_i)\} \{\nu^*(\mathbf{X}_i) - \widehat{\nu}^{(-k)}(\mathbf{X}_i)\} \mathbf{I}(\mathbf{X}_i) | \mathcal{I}_k^C] \right\|_2 \\
&\quad + \sqrt{N} \left\| \mathbb{E}[\{e^*(\mathbf{X}_i) - \widehat{e}^{(-k)}(\mathbf{X}_i)\}^2 \mathbf{I}(\mathbf{X}_i) \mathbf{I}(\mathbf{X}_i)^\top \boldsymbol{\tau}_{\text{OV}}^* | \mathcal{I}_k^C] \right\|_2 + \sqrt{N} O_P(r_{e,N}) \\
&\leq \sqrt{N} \left\| \widehat{e}^{(-k)}(\mathbf{X}_i) - e^*(\mathbf{X}_i) \right\|_{P,2} \left\| \nu^*(\mathbf{X}_i) - \widehat{\nu}^{(-k)}(\mathbf{X}_i) \right\|_{P,2} \\
&\quad + \sqrt{N} \left\| e^*(\mathbf{X}_i) - \widehat{e}^{(-k)}(\mathbf{X}_i) \right\|_{P,2}^2 \left\| \boldsymbol{\tau}_{\text{OV}}^* \right\|_2 + \sqrt{N} O_P(r_{e,N}) ,
\end{aligned}$$

which is $o_P(1)$ as $N \rightarrow \infty$ because of Assumption 3.1 and the finite $\|\boldsymbol{\tau}_{\text{OV}}^*\|_2$ shown in **Step 6**. This concludes the first part of condition (e). For the second part, we observe that

$$\begin{aligned}
&\widehat{\mathbf{V}}_i^{(-k)} \epsilon_i^{(-k)} - \mathbf{V}_i^* \epsilon_i \\
&= \frac{1}{2} \left[(\widehat{\mathbf{V}}_i^{(-k)} - \mathbf{V}_i^*) \{(\widehat{Z}_i^{(-k)} + Z_i^*) - (\widehat{\mathbf{V}}_i^{(-k)} + \mathbf{V}_i^*)^\top \boldsymbol{\tau}_{\text{OV}}^*\} + (\widehat{\mathbf{V}}_i^{(-k)} + \mathbf{V}_i^*) \{(\widehat{Z}_i^{(-k)} - Z_i^*) - (\widehat{\mathbf{V}}_i^{(-k)} - \mathbf{V}_i^*)^\top \boldsymbol{\tau}_{\text{OV}}^*\} \right] \\
&= \frac{1}{2} \left[\{e^*(\mathbf{X}_i) - \widehat{e}^{(-k)}(\mathbf{X}_i)\} \mathbf{I}(\mathbf{X}_i) [\{\nu^*(\mathbf{X}_i) - \widehat{\nu}^{(-k)}(\mathbf{X}_i)\} - \{e^*(\mathbf{X}_i) - \widehat{e}^{(-k)}(\mathbf{X}_i)\} \mathbf{I}(\mathbf{X}_i)^\top \boldsymbol{\tau}_{\text{OV}}^* + 2\epsilon_i] \right. \\
&\quad \left. + \{2A_i - e^*(\mathbf{X}_i) - \widehat{e}^{(-k)}(\mathbf{X}_i)\} \mathbf{I}(\mathbf{X}_i) [\{\nu^*(\mathbf{X}_i) - \widehat{\nu}^{(-k)}(\mathbf{X}_i)\} - \{e^*(\mathbf{X}_i) - \widehat{e}^{(-k)}(\mathbf{X}_i)\} \mathbf{I}(\mathbf{X}_i)^\top \boldsymbol{\tau}_{\text{OV}}^*] \right] .
\end{aligned}$$

From Assumption 3.1, we have the following result for any square integrable function ζ and for some positive constant C .

$$\|\zeta(\mathbf{X}_i) \epsilon_i\|_{P,2}^2 = E\{\|\zeta(\mathbf{X}_i)\|_2^2 E(\epsilon_i^2 | A_i, \mathbf{X}_i)\} \leq C \|\zeta(\mathbf{X}_i)\|_{P,2}^2 . \quad (11)$$

Also, since A_i is binary, $\|\{e^*(\mathbf{X}_i) - \widehat{e}^{(-k)}(\mathbf{X}_i)\} \mathbf{I}(\mathbf{X}_i)\|_2$ and $\|\{2A_i - e^*(\mathbf{X}_i) - \widehat{e}^{(-k)}(\mathbf{X}_i)\} \mathbf{I}(\mathbf{X}_i)\|_2$ are bounded by a constant. As a result, by Lemma B.1 and (11), we have

$$\|\widehat{\mathbf{V}}_i^{(-k),\top} \epsilon_i^{(-k)} - \mathbf{V}_i^* \epsilon_i\|_{P,2} \leq K_1 \left\| \nu^*(\mathbf{X}_i) - \widehat{\nu}^{(-k)}(\mathbf{X}_i) \right\|_{P,2} + (K_2 \|\boldsymbol{\tau}_{\text{OV}}^*\|_2 + K_3) \|e^*(\mathbf{X}_i) - \widehat{e}^{(-k)}(\mathbf{X}_i)\|_{P,2}$$

for some constants K_1 , K_2 , and K_3 , and the quantity is $o_P(1)$ as $N \rightarrow \infty$ from the same reasons above. This shows that the second part of condition (e).

Step 6 : We show that $\|\boldsymbol{\tau}_{\text{OV}}^*\|_2$ is bounded above. From **Step 2**, we obtain that $E(\mathbf{V}_i^* \mathbf{V}_i^{*,\top})$ is invertible matrix so its singular values are positive. As a result, we find the finite upper bound of $\|\boldsymbol{\tau}_{\text{OV}}^*\|_2$ with Lemma B.1 in the third inequality:

$$\|\boldsymbol{\tau}_{\text{OV}}^*\|_2 \leq \|E(\mathbf{V}_i^* \mathbf{V}_i^{*,\top})^{-1}\|_2 \|E(\mathbf{V}_i^* Z_i^*)\|_2 \leq \frac{1}{\sigma_{\min}} \|E(\mathbf{V}_i^* Z_i^*)\|_2 \leq \frac{1}{\sigma_{\min}} \|\mathbf{V}_i^*\|_{P,2} \|Z_i^*\|_{P,2} ,$$

where σ_{\min} is the smallest singular value of $E(\mathbf{V}_i^* \mathbf{V}_i^{*,\top})$. It is trivial to show that $\|\mathbf{V}_i^*\|_{P,2}$ and $\|Z_i^*\|_{P,2}$ are bounded by using the Jensen's inequality and $\|\mathbf{V}_i^*\|_{P,4}$, $\|Y_i\|_{P,4}$, and $\|\nu^*(\mathbf{X}_i)\|_{P,4}$ are finite.

C.5 Proof of Lemma B.5

We follow the proof technique laid out in Newey (1990) and Hahn (1998). First, the density of \mathbf{O}_i with respect to some σ -finite measure is

$$f_{\mathbf{O}}^*(y, a, \mathbf{x}) = f_Y^*(y | a, \mathbf{x}) f_A^*(a | \mathbf{x}) f_{\mathbf{X}}^*(\mathbf{x})$$

where the smoothness and regularity conditions are given in Definition A.1 of the appendix in Newey (1990). We assume that the density of parametric submodel $f_{\mathbf{O}}(y, a, \mathbf{x}; \eta)$ equals to the true density $f_{\mathbf{O}}^*(y, a, \mathbf{x})$ at $\eta = \eta^*$. The corresponding score function is

$$s_{\mathbf{O}}(y, a, \mathbf{x}; \eta) = s_Y(y, a, \mathbf{x}; \eta) + s_A(a, \mathbf{x}; \eta) + s_{\mathbf{X}}(\mathbf{x}; \eta)$$

where

$$s_Y(y, a, \mathbf{x}; \eta) = \frac{\partial \log f_Y(y, a, \mathbf{x}; \eta)}{\partial \eta}, \quad s_A(a, \mathbf{x}; \eta) = \frac{\partial \log f_A(a, \mathbf{x}; \eta)}{\partial \eta}, \quad s_{\mathbf{X}}(\mathbf{x}; \eta) = \frac{\partial \log f_{\mathbf{X}}(\mathbf{x}; \eta)}{\partial \eta}.$$

From the parametric submodel, we obtain the G -dimensional tangent space which is the mean closure of all G -dimensional linear combinations of scores, i.e.

$$\begin{aligned} \mathcal{T} &= \left\{ \mathbf{S}(y, a, \mathbf{x}) \mid \mathbf{S}(y, a, \mathbf{x}) = (S_1(y, a, \mathbf{x}), \dots, S_G(y, a, \mathbf{x}))^\top \in \mathbb{R}^G, \right. \\ &\quad S_g(y, a, \mathbf{x}) = S_{gY}(y, a, \mathbf{x}) + S_{gA}(a, \mathbf{x}) + S_{g\mathbf{X}}(\mathbf{x}), \\ &\quad \mathbb{E}\{S_{gY}(Y, a, \mathbf{x}) \mid A_i = a, \mathbf{X}_i = \mathbf{x}\} = 0, \\ &\quad \left. \mathbb{E}\{S_{gA}(A, \mathbf{x}) \mid \mathbf{X}_i = \mathbf{x}\} = 0, \mathbb{E}\{S_{g\mathbf{X}}(\mathbf{X})\} = 0 \right\}. \end{aligned} \quad (12)$$

The estimand is represented as $\boldsymbol{\tau}(\eta) = (\tau_1(\eta), \dots, \tau_G(\eta))^\top$ where

$$\tau_g(\eta) = \frac{\int \mathbb{1}\{M(\mathbf{x}) = g\} \{\mu(1, \mathbf{x}; \eta) - \mu(0, \mathbf{x}; \eta)\} f_{\mathbf{X}}(\mathbf{x}; \eta) d\mathbf{x}}{\int \mathbb{1}\{M(\mathbf{x}) = g\} f_{\mathbf{X}}(\mathbf{x}; \eta) d\mathbf{x}}, \quad \mu(a, \mathbf{x}; \eta) = \int y f_Y(y | a, \mathbf{x}; \eta) dy.$$

Note that $\tau_g^* = \tau_g(\eta^*)$ and $\mu^*(a, \mathbf{x}) = \mu(a, \mathbf{x}; \eta^*)$. The derivative of $\boldsymbol{\tau}(\eta)$ evaluated at true η^* has each component as

$$\begin{aligned} \frac{\partial \tau_g(\eta^*)}{\partial \eta} &= \frac{\iint y \mathbb{1}\{M(\mathbf{x}) = g\} \{s_Y^*(y, 1, \mathbf{x}) f_Y^*(y | 1, \mathbf{x}) - s_Y^*(y, 0, \mathbf{x}) f_Y^*(y | 0, \mathbf{x})\} f_{\mathbf{X}}^*(\mathbf{x}) dy d\mathbf{x}}{p_g^*} \\ &\quad + \frac{\int \mathbb{1}\{M(\mathbf{x}) = g\} \{\mu^*(1, \mathbf{x}) - \mu^*(0, \mathbf{x})\} s_{\mathbf{X}}^*(\mathbf{x}) f_{\mathbf{X}}^*(\mathbf{x}) d\mathbf{x}}{p_g^*} - \frac{\tau_g^* \int \mathbb{1}\{M(\mathbf{x}) = g\} s_{\mathbf{X}}^*(\mathbf{x}) f_{\mathbf{X}}^*(\mathbf{x}) d\mathbf{x}}{p_g^*}. \end{aligned} \quad (13)$$

Next, we show that $\phi(\mathbf{O}_i)$ is the EIF of $\boldsymbol{\tau}^*$. We first show that $\boldsymbol{\tau}(\eta)$ is a differentiable parameter, i.e.

$$\frac{\partial \boldsymbol{\tau}(\eta^*)}{\partial \eta} = \mathbb{E}\{\phi(\mathbf{O}_i) \cdot s_{\mathbf{O}}(Y_i, A_i, \mathbf{X}_i; \eta^*)\},$$

which is sufficient to show

$$\frac{\partial \tau_g(\eta^*)}{\partial \eta} = \mathbb{E}\{\phi_g(\mathbf{O}_i) \cdot s_{\mathbf{O}}(Y_i, A_i, \mathbf{X}_i; \eta^*)\},$$

where $\partial\tau_g(\eta^*)/\partial\eta$ has the form in (13). We expand $\phi_g(\mathbf{O}_i) \cdot s_{\mathbf{O}}(Y_i, A_i, \mathbf{X}_i; \eta^*)$ as follows.

$$\begin{aligned}
& \phi_g(\mathbf{O}_i) \cdot s_{\mathbf{O}}(Y_i, A_i, \mathbf{X}_i; \eta^*) \\
&= \underbrace{\frac{\mathbb{1}\{M(\mathbf{X}_i) = g\}}{p_g^*} \left[\frac{A_i\{Y_i - \mu^*(1, \mathbf{X}_i)\}}{e^*(\mathbf{X}_i)} - \frac{(1 - A_i)\{Y_i - \mu^*(0, \mathbf{X}_i)\}}{1 - e^*(\mathbf{X}_i)} \right]}_{F_1(\mathbf{O}_i)} \cdot s_{\mathbf{O}}(Y_i, A_i, \mathbf{X}_i; \eta^*) \\
&\quad + \underbrace{\frac{\mathbb{1}\{M(\mathbf{X}_i) = g\}}{p_g^*} \{\mu^*(1, \mathbf{X}_i) - \mu^*(0, \mathbf{X}_i) - \tau_g^*\}}_{F_2(\mathbf{X}_i)} \cdot s_{\mathbf{O}}(Y_i, A_i, \mathbf{X}_i; \eta^*) .
\end{aligned} \tag{14}$$

Later, we show that $E\{F_1(\mathbf{O}_i) | A_i, \mathbf{X}_i\} = 0$ and $E\{F_2(\mathbf{X}_i)\} = 0$. The expectation of $F_1(\mathbf{O}_i) \cdot s_{\mathbf{O}}(Y_i, A_i, \mathbf{X}_i; \eta^*)$ is

$$\begin{aligned}
& E\{F_1(\mathbf{O}_i) \cdot s_{\mathbf{O}}(Y_i, A_i, \mathbf{X}_i; \eta^*)\} \\
&= E[E\{F_1(\mathbf{O}_i) \cdot s_Y(Y_i, A_i, \mathbf{X}_i; \eta^*) | A_i, \mathbf{X}_i\}] + E[\underbrace{E\{F_1(\mathbf{O}_i) | A_i, \mathbf{X}_i\}}_{=0} \cdot \{s_A(A_i, \mathbf{X}_i; \eta^*) + s_{\mathbf{X}}(\mathbf{X}_i)\}] \\
&= E\left[\frac{\mathbb{1}\{M(\mathbf{X}_i) = g\}}{p_g^*} E\left[\left\{\frac{A_i}{e^*(\mathbf{X}_i)} - \frac{1 - A_i}{1 - e^*(\mathbf{X}_i)}\right\} Y_i s_Y(Y_i, A_i, \mathbf{X}_i; \eta^*) \middle| A_i, \mathbf{X}_i\right] \right. \\
&\quad \left. - \frac{\mathbb{1}\{M(\mathbf{X}_i) = g\}}{p_g^*} \left\{\frac{A_i \mu^*(1, \mathbf{X}_i)}{e^*(\mathbf{X}_i)} - \frac{(1 - A_i) \mu^*(0, \mathbf{X}_i)}{1 - e^*(\mathbf{X}_i)}\right\} \underbrace{E\{s_Y(Y_i, A_i, \mathbf{X}_i; \eta^*) | A_i, \mathbf{X}_i\}}_{=0} \right] \\
&= E\left[\frac{\mathbb{1}\{M(\mathbf{X}_i) = g\}}{p_g^*} \left[E\{Y_i s_Y(Y_i, 1, \mathbf{X}_i; \eta^*) | A_i = 1, \mathbf{X}_i\} - E\{Y_i s_Y(Y_i, 0, \mathbf{X}_i; \eta^*) | A_i = 0, \mathbf{X}_i\}\right]\right] \\
&= \frac{\iint y \mathbb{1}\{M(\mathbf{x}) = g\} \{s_Y^*(y, 1, \mathbf{x}) f_Y^*(y | 1, \mathbf{x}) - s_Y^*(y, 0, \mathbf{x}) f_Y^*(y | 0, \mathbf{x})\} f_{\mathbf{X}}^*(\mathbf{x}) dy dx}{p_g^*} .
\end{aligned}$$

The first equality is from the law of total expectation. The second equality is from the form of $F_1(\mathbf{O}_i)$. The third equality is from $E(A_i | \mathbf{X}_i) = e^*(\mathbf{X}_i)$. The last equality is trivial.

The expectation of $F_2(\mathbf{X}_i) \cdot s_{\mathbf{O}}(Y_i, A_i, \mathbf{X}_i; \eta^*)$ is

$$\begin{aligned}
& E\{F_2(\mathbf{X}_i) \cdot s_{\mathbf{O}}(Y_i, A_i, \mathbf{X}_i; \eta^*)\} \\
&= E[F_2(\mathbf{X}_i) \underbrace{[E\{s_Y(Y_i, A_i, \mathbf{X}_i; \eta^*) | A_i, \mathbf{X}_i\} + E\{s_A(A_i, \mathbf{X}_i; \eta^*) | \mathbf{X}_i\}]}_{=0}] + E\{F_2(\mathbf{X}_i) s_{\mathbf{X}}(\mathbf{X}_i; \eta^*)\} \\
&= E\left[\frac{\mathbb{1}\{M(\mathbf{X}_i) = g\}}{p_g^*} \{\mu^*(1, \mathbf{X}_i) - \mu^*(0, \mathbf{X}_i) - \tau_g^*\} s_{\mathbf{X}}(\mathbf{X}_i; \eta^*)\right] \\
&= \frac{\int \mathbb{1}\{M(\mathbf{x}) = g\} \{\mu^*(1, \mathbf{x}) - \mu^*(0, \mathbf{x}) - \tau_g^*\} s_{\mathbf{X}}^*(\mathbf{x}) f_{\mathbf{X}}^*(\mathbf{x}) dx}{p_g^*} .
\end{aligned}$$

The first equality is from the law of total expectation. The second equality is from the form of

$F_2(\mathbf{X}_i)$. The third equality is trivial. Combining the above results and (13), we find

$$\begin{aligned} & \mathbb{E}\{\phi_g(\mathbf{O}_i) \cdot s_{\mathbf{O}}(Y_i, A_i, \mathbf{X}_i; \eta^*)\} \\ &= \mathbb{E}\{F_1(\mathbf{O}_i) \cdot s_{\mathbf{O}}(Y_i, A_i, \mathbf{X}_i; \eta^*)\} + \mathbb{E}\{F_2(\mathbf{X}_i) \cdot s_{\mathbf{O}}(Y_i, A_i, \mathbf{X}_i; \eta^*)\} \\ &= \frac{\partial \tau_g(\eta^*)}{\partial \eta} . \end{aligned}$$

This concludes that $\boldsymbol{\tau}(\eta)$ is a differentiable parameter.

Second, we show that $\phi(\mathbf{O}_i)$ belongs to the tangent space \mathcal{T} in (12), which suffices to show $\phi_g(\mathbf{O}_i)$ satisfies the elementry-wise conditions on $\mathcal{S}(y, a, \mathbf{x})$. For $F_1(\mathbf{O}_i)$ and $F_2(\mathbf{X}_i)$ in (14), we find

$$\begin{aligned} \mathbb{E}\{F_1(\mathbf{O}_i) | A_i, \mathbf{X}_i\} &= \frac{\mathbb{1}\{M(\mathbf{X}_i) = g\}}{p_g^*} \mathbb{E}\left[\frac{A_i\{Y_i - \mu^*(1, \mathbf{X}_i)\}}{e^*(\mathbf{X}_i)} - \frac{(1 - A_i)\{Y_i - \mu^*(0, \mathbf{X}_i)\}}{1 - e^*(\mathbf{X}_i)} \middle| A_i, \mathbf{X}_i\right] \\ &= \frac{\mathbb{1}\{M(\mathbf{X}_i) = g\}}{p_g^*} [\{E(Y_i | A_i = 1, \mathbf{X}_i) - \mu^*(1, \mathbf{X}_i)\} - \{E(Y_i | A_i = 0, \mathbf{X}_i) - \mu^*(0, \mathbf{X}_i)\}] \\ &= 0 , \\ \mathbb{E}\{F_2(\mathbf{X}_i)\} &= \mathbb{E}\left[\frac{\mathbb{1}\{M(\mathbf{X}_i) = g\}}{p_g^*} \{\mu^*(1, \mathbf{X}_i) - \mu^*(0, \mathbf{X}_i) - \tau_g^*\}\right] \\ &= \frac{\int \mathbb{1}\{M(\mathbf{x}) = g\} \{\mu^*(1, \mathbf{x}) - \mu^*(0, \mathbf{x})\} f_{\mathbf{X}}^*(\mathbf{x}) d\mathbf{x}}{p_g^*} - \frac{\tau_g^* \int \mathbb{1}\{M(\mathbf{x}) = g\} f_{\mathbf{X}}^*(\mathbf{x}) d\mathbf{x}}{p_g^*} \\ &= 0 . \end{aligned}$$

That is, $\phi_g(\mathbf{O}_i) = F_1(\mathbf{O}_i) + F_2(\mathbf{X}_i) \in \text{span}\{S_{gY}(Y_i, A_i, \mathbf{X}_i), S_{g\mathbf{X}}(\mathbf{X}_i)\} \subset \mathcal{T}$. This concludes that $\phi(\mathbf{O}_i)$ is the EIF of $\boldsymbol{\tau}^*$.

The semiparametric efficiency bound of $\boldsymbol{\tau}^{**}$ is the variance of $\phi(\mathbf{O}_i)$. Observing the form of $\phi(\mathbf{O}_i)$, it is trivial that $\text{Var}\{\phi(\mathbf{O}_i)\}$ is a diagonal matrix of which g th diagonal is

$$\text{Var}\{\phi_g(\mathbf{O}_i)\} = \mathbb{E}[\{\phi_g(\mathbf{O}_i)\}^2] = \frac{\mathbb{E}[\mathbb{1}\{M(\mathbf{X}_i) = g\} \{\varphi(\mathbf{O}_i) - \tau_g^*\}^2]}{(p_g^*)^2} .$$

Lastly, the estimated slope coefficients from regressing $\varphi(\mathbf{O}_i)$ on $\mathbf{I}(\mathbf{X}_i)$ without the intercept term are

$$\tilde{\boldsymbol{\tau}} = (\tilde{\tau}_1, \dots, \tilde{\tau}_G)^\top , \quad \tilde{\tau}_g = \frac{\frac{1}{N} \sum_{i=1}^N \varphi(\mathbf{O}_i) \mathbb{1}\{M(\mathbf{X}_i) = g\}}{\frac{1}{N} \sum_{i=1}^N \mathbb{1}\{M(\mathbf{X}_i) = g\}} .$$

The denominator converges to p_g^* in probability, i.e.

$$\frac{1}{N} \sum_{i=1}^N \mathbb{1}\{M(\mathbf{X}_i) = g\} \xrightarrow{P} p_g^* .$$

From the central limit theorem, the numerator is asymptotically Normal, i.e.

$$\begin{aligned} & \sqrt{N} \left[\frac{1}{N} \sum_{i=1}^N \varphi(\mathbf{O}_i) \mathbb{1}\{M(\mathbf{X}_i) = g\} - p_g^* \tau_g^* \right] \\ & \xrightarrow{D} N\left(0, \text{Var}[\varphi(\mathbf{O}_i) \mathbb{1}\{M(\mathbf{X}_i) = g\}]\right) \stackrel{D}{=} N\left(0, \text{E}[\mathbb{1}\{M(\mathbf{X}_i) = g\} \{\varphi(\mathbf{O}_i) - \tau_g^*\}^2]\right) \end{aligned}$$

From the Slutsky's theorem, we have

$$\sqrt{N}(\tilde{\tau}_g - \tau_g^*) \xrightarrow{D} N\left(0, \frac{\text{E}[\mathbb{1}\{M(\mathbf{X}_i) = g\} \{\varphi(\mathbf{O}_i) - \tau_g^*\}^2]}{(p_g^*)^2}\right) \stackrel{D}{=} N\left(0, \text{E}[\{\phi_g(\mathbf{O}_i)\}^2]\right).$$

Since $\tilde{\tau}_g$ and $\tilde{\tau}_{g'}$ are independent, this implies

$$\sqrt{N}(\tilde{\boldsymbol{\tau}} - \boldsymbol{\tau}^*) \xrightarrow{D} N\left(0, \text{E}\{\boldsymbol{\phi}(\mathbf{O}_i) \boldsymbol{\phi}(\mathbf{O}_i)^\top\}\right).$$

C.6 Proof of Lemma B.6

We proof the claim of the lemma in following **Step 1** – **Step 6**.

Step 1: We find

$$\text{E}\{\epsilon_i \mathbf{I}(\mathbf{X}_i)\} = \text{E}[\mathbf{V}_i^* \{Z_i^* - \mathbf{V}_i^{*,\top} \boldsymbol{\tau}^*\}] = \text{E}(\mathbf{V}_i^* Z_i^*) - \text{E}(\mathbf{V}_i^* \mathbf{V}_i^{*,\top}) \boldsymbol{\tau}^*.$$

The g th component of $\text{E}(\mathbf{V}_i^* Z_i^*)$ is

$$\text{E}[\mathbb{1}\{M(\mathbf{X}_i) = g\} \varphi^*(\mathbf{O}_i)] = \text{E}\{\varphi^*(\mathbf{O}_i) \mid M(\mathbf{X}_i) = g\} P\{M(\mathbf{X}_i) = g\} = \tau_g \cdot P\{M(\mathbf{X}_i) = g\}.$$

Also, $\text{E}(\mathbf{V}_i^* \mathbf{V}_i^{*,\top})$ is a diagonal matrix of which g th component is $\text{E}[\mathbb{1}\{M(\mathbf{X}_i) = g\}] = P\{M(\mathbf{X}_i) = g\}$. Therefore, each component of $\text{E}\{\epsilon_i \mathbf{I}(\mathbf{X}_i)\}$ is zero.

Step 2 : We show condition (b) holds. Since $\mathbf{I}(\mathbf{X}_i)$ is trivially bounded, we obtain

$$\|\mathbf{V}_i\|_{P,4}^* = \|\hat{\mathbf{V}}_i^{(-k)}\|_{P,4} \leq 1.$$

For $\|\mathbf{V}_i^* \epsilon_i\|_{P,4}$, we observe:

$$\|\mathbf{V}_i^* \epsilon_i\|_{P,4} \leq \|\epsilon_i\|_{P,4},$$

Therefore, it suffices to show that $\|\epsilon_i\|_{P,4}$ is finite.

Since $\text{E}(Y_i^4 \mid A_i, \mathbf{X}_i)$ is bounded, we find $\text{E}(Y_i^4)$ is also bounded because

$$\text{E}(Y_i^4) = \int \text{E}(Y_i^4 \mid A_i = a, \mathbf{X}_i = \mathbf{x}) dP(a, \mathbf{x}) < \infty. \quad (15)$$

As a result, we find $\|\mu^*(A_i, \mathbf{X}_i)\|_{P,4}$ is finite from the Jensen's inequality as follows.

$$\begin{aligned} \mathbb{E}\{\mu^*(A_i, \mathbf{X}_i)^4\} &= \int |\mathbb{E}(Y_i | A_i = a, \mathbf{X}_i = \mathbf{x})|^4 dP(a, \mathbf{x}) \\ &\leq \int \mathbb{E}\{|Y_i|^4 | A_i = a, \mathbf{X}_i = \mathbf{x}\} dP(a, \mathbf{x}) = \mathbb{E}(Y_i^4) < \infty. \end{aligned}$$

Combining all, we find the following result using $e^*(\mathbf{X}_i) \in [c_e, 1 - c - e]$ for some constant c_e .

$$\begin{aligned} \|\epsilon_i\|_{P,4} &\leq \|\varphi^*(\mathbf{O}_i)\|_{P,4} + \|\mathbf{I}(\mathbf{X}_i)\|_{P,4} \|\boldsymbol{\tau}^*\|_2 \\ &\leq \sup_{A_i, \mathbf{X}_i} \left\| \frac{A_i}{e^*(\mathbf{X}_i)} \right\| \|Y_i - \mu^*(1, \mathbf{X}_i)\|_{P,4} + \sup_{A_i, \mathbf{X}_i} \left\| \frac{1 - A_i}{1 - e^*(\mathbf{X}_i)} \right\| \|Y_i - \mu^*(0, \mathbf{X}_i)\|_{P,4} \\ &\quad + \|\mu^*(1, \mathbf{X}_i) - \mu^*(0, \mathbf{X}_i)\|_{P,4} + \|\boldsymbol{\tau}^*\|_2 \\ &\leq 2c_e^{-1} \|Y_i\|_{P,4} + 2(1 + c_e^{-1}) \{\|\mu^*(1, \mathbf{X}_i)\|_{P,4} + \|\mu^*(0, \mathbf{X}_i)\|_{P,4}\} + \|\boldsymbol{\tau}^*\|_2 \\ &< \infty \end{aligned}$$

where $\|\boldsymbol{\tau}^*\|_2 < \infty$ is shown in **Step 5**. This concludes $\|\mathbf{V}_i^* \epsilon_i\|_{P,4} < \infty$.

Next, to bound $\mathbb{E}(\epsilon_i^2 | \mathbf{V}_i^*)$, we observe the following result from the Jensen's inequality.

$$\mathbb{E}(\epsilon_i^2 | \mathbf{V}_i^*) = \mathbb{E}\{\mathbb{E}(\epsilon_i^2 | \mathbf{V}_i^*, A_i, \mathbf{X}_i) | \mathbf{V}_i^*\} = \mathbb{E}\{\mathbb{E}(\epsilon_i^2 | A_i, \mathbf{X}_i) | \mathbf{V}_i^*\} \leq \mathbb{E}\{\mathbb{E}(\epsilon_i^4 | A_i, \mathbf{X}_i)^{1/2} | \mathbf{V}_i^*\}.$$

Therefore, it suffices to show $\mathbb{E}(\epsilon_i^4 | A_i, \mathbf{X}_i)$ is bounded. For some constants K_1, K_2, K_3 , and K_4 , we find

$$\mathbb{E}(\epsilon_i^4 | A_i, \mathbf{X}_i) \leq K_1 \mathbb{E}(Y_i^4 | A_i, \mathbf{X}_i) + K_2 \mu(1, \mathbf{X}_i) + K_3 \mu(0, \mathbf{X}_i) + K_4 \|\boldsymbol{\tau}^*\|_2 \|\mathbf{V}_i^*\|_2^4.$$

The first bound $\mathbb{E}(Y_i^4 | A_i, \mathbf{X}_i)$ is finite from Assumption 3.2. The second bound $\mu^*(A_i, \mathbf{X}_i)^4$ is finite because

$$\mu(A_i, \mathbf{X}_i)^4 = \mathbb{E}(Y_i | A_i, \mathbf{X}_i)^4 \leq \mathbb{E}(Y_i^4 | A_i, \mathbf{X}_i) < \infty.$$

The last bound $\|\boldsymbol{\tau}^*\|_2 \|\mathbf{V}_i^*\|_2^4$ is finite because $\|\boldsymbol{\tau}^*\|_2 < \infty$ (which is shown in **Step 6**) and $\|\mathbf{V}_i^*\|_2 \leq 1$.

Step 3 : We establish condition (c). Note that $\mathbb{E}(\mathbf{V}_i^* \mathbf{V}_i^{*,\top}) = \mathbb{E}\{\mathbf{V}_i^{(-k)} \mathbf{V}_i^{(-k),\top} | \mathcal{I}_k^C\}$ is a diagonal matrix of which g th component is $\mathbb{E}[\mathbb{1}\{M(\mathbf{X}_i) = g\}] = P\{M(\mathbf{X}_i) = g\}$. Therefore, $\mathbb{E}(\mathbf{V}_i^* \mathbf{V}_i^{*,\top}) = \mathbb{E}\{\mathbf{V}_i^{(-k)} \mathbf{V}_i^{(-k),\top} | \mathcal{I}_k^C\}$ are full rank.

Step 4 : We establish condition (d).

$$\|\widehat{Z}_i^{(-k)} - Z_i^*\|_{P,2} = \|\varphi^*(\mathbf{X}) - \widehat{\varphi}^{(-k)}(\mathbf{X})\|_{P,2}, \quad \|\widehat{\mathbf{V}}_i^{(-k)} - \mathbf{V}_i^*\|_{P,2} = 0.$$

Therefore, it suffices to show $\|\varphi^*(\mathbf{X}) - \widehat{\varphi}^{(-k)}(\mathbf{X})\|_{P,2} = o_P(1)$. After some algebra, we find

$$\begin{aligned}
& |\varphi^*(\mathbf{X}) - \widehat{\varphi}^{(-k)}(\mathbf{X})| \\
&= \left| \frac{A_i\{Y_i - \mu^*(1, \mathbf{X}_i)\}}{e^*(\mathbf{X}_i)} - \frac{(1 - A_i)\{Y_i - \mu^*(0, \mathbf{X}_i)\}}{1 - e^*(\mathbf{X}_i)} + \mu^*(1, A_i) - \mu^*(0, A_i) \right. \\
&\quad \left. - \frac{A_i\{Y_i - \widehat{\mu}^{(-k)}(1, \mathbf{X}_i)\}}{\widehat{e}^{(-k)}(\mathbf{X}_i)} + \frac{(1 - A_i)\{Y_i - \widehat{\mu}^{(-k)}(0, \mathbf{X}_i)\}}{1 - \widehat{e}^{(-k)}(\mathbf{X}_i)} - \widehat{\mu}^{(-k)}(1, A_i) + \widehat{\mu}^{(-k)}(0, A_i) \right| \\
&\leq \frac{A_i}{e^*(\mathbf{X}_i)\widehat{e}^{(-k)}(\mathbf{X}_i)} \left[|Y_i| |\widehat{e}^{(-k)}(\mathbf{X}_i) - e^*(\mathbf{X}_i)| + 0.5 |\widehat{e}^{(-k)}(\mathbf{X}_i) - e^*(\mathbf{X}_i)| |\widehat{\mu}^{(-k)}(1, \mathbf{X}_i) + \mu^*(1, \mathbf{X}_i)| \right. \\
&\quad \left. + 0.5 |\widehat{e}^{(-k)}(\mathbf{X}_i) + e^*(\mathbf{X}_i)| |\widehat{\mu}^{(-k)}(1, \mathbf{X}_i) - \mu^*(1, \mathbf{X}_i)| \right] \\
&\quad + \frac{1 - A_i}{\{1 - e^*(\mathbf{X}_i)\}\{1 - \widehat{e}^{(-k)}(\mathbf{X}_i)\}} \left[|Y_i| |\widehat{e}^{(-k)}(\mathbf{X}_i) - e^*(\mathbf{X}_i)| + 0.5 |\widehat{e}^{(-k)}(\mathbf{X}_i) - e^*(\mathbf{X}_i)| |\widehat{\mu}^{(-k)}(0, \mathbf{X}_i) + \mu^*(0, \mathbf{X}_i)| \right. \\
&\quad \left. + 0.5 |\widehat{e}^{(-k)}(\mathbf{X}_i) + e^*(\mathbf{X}_i)| |\widehat{\mu}^{(-k)}(0, \mathbf{X}_i) - \mu^*(0, \mathbf{X}_i)| \right] \\
&\quad + |\widehat{\mu}^{(-k)}(1, \mathbf{X}_i) - \mu^*(1, \mathbf{X}_i)| + |\widehat{\mu}^{(-k)}(0, \mathbf{X}_i) - \mu^*(0, \mathbf{X}_i)| \\
&\leq K_1 |Y_i| |\widehat{e}^{(-k)}(\mathbf{X}_i) - e^*(\mathbf{X}_i)| + K_2 |\widehat{e}^{(-k)}(\mathbf{X}_i) - e^*(\mathbf{X}_i)| \\
&\quad + K_3 |\widehat{\mu}^{(-k)}(1, \mathbf{X}_i) - \mu^*(1, \mathbf{X}_i)| + K_4 |\widehat{\mu}^{(-k)}(0, \mathbf{X}_i) - \mu^*(0, \mathbf{X}_i)|.
\end{aligned}$$

In the first inequality, we use $aa' - bb' = 0.5(a - a')(b + b') + 0.5(a + a')(b - b')$. In the second inequality, we use that $e^*(\mathbf{X}_i)$ and $\widehat{e}^{(-k)}(\mathbf{X}_i)$ are between 0 and 1. Therefore, from the Hölder's inequality, we find

$$\begin{aligned}
& \|\varphi^*(\mathbf{X}) - \widehat{\varphi}^{(-k)}(\mathbf{X})\|_{P,2} \\
&\leq \{K_1 \|Y_i\|_{P,2} + K_2\} \|\widehat{e}^{(-k)}(\mathbf{X}_i) - e^*(\mathbf{X}_i)\|_{P,2} \\
&\quad + K_3 \|\widehat{\mu}^{(-k)}(1, \mathbf{X}_i) - \mu^*(1, \mathbf{X}_i)\|_{P,2} + K_4 \|\widehat{\mu}^{(-k)}(0, \mathbf{X}_i) - \mu^*(0, \mathbf{X}_i)\|_{P,2} \\
&\leq K'_1 \|\widehat{e}^{(-k)}(\mathbf{X}_i) - e^*(\mathbf{X}_i)\|_{P,2} + K_3 \|\widehat{\mu}^{(-k)}(1, \mathbf{X}_i) - \mu^*(1, \mathbf{X}_i)\|_{P,2} + K_4 \|\widehat{\mu}^{(-k)}(0, \mathbf{X}_i) - \mu^*(0, \mathbf{X}_i)\|_{P,2} \\
&= o_P(1)
\end{aligned} \tag{16}$$

where $\|Y_i\|_{P,2} \leq \|Y_i\|_{P,4} < \infty$ from the Jensen's inequality and (15).

Step 5 : We show that condition (e) holds. First, $\widehat{\mathbf{V}}_i^{(-k)} \epsilon_i^{(-k)}$ is represented as

$$\widehat{\mathbf{V}}_i^{(-k)} \epsilon_i^{(-k)} = \mathbf{I}(\mathbf{X}_i) \left\{ \widehat{\varphi}^{(-k)}(\mathbf{O}_i) - \mathbf{I}(\mathbf{X}_i)^\top \boldsymbol{\tau}^* \right\} = \mathbf{I}(\mathbf{X}_i) \left\{ \widehat{\varphi}^{(-k)}(\mathbf{O}_i) + \epsilon_i - \varphi^*(\mathbf{O}_i) \right\}.$$

From the moment condition of $\mathbf{E}[\mathbf{I}(\mathbf{X}_i) \epsilon_i] = 0$, we find

$$\begin{aligned}
\left\| \mathbf{E}[\{A_i - \widehat{e}^{(-k)}(\mathbf{X}_i)\} \mathbf{I}(\mathbf{X}_i) \epsilon_i \mid \mathcal{I}_k^C] \right\|_2 &= \left\| \mathbf{E}[\mathbf{I}(\mathbf{X}_i) \{\widehat{\varphi}^{(-k)}(\mathbf{O}_i) - \varphi^*(\mathbf{O}_i)\} \mid \mathcal{I}_k^C] \right\|_2 \\
&\leq \left\| \mathbf{E}\{\widehat{\varphi}^{(-k)}(\mathbf{O}_i) - \varphi^*(\mathbf{O}_i) \mid \mathcal{I}_k^C\} \right\|_2.
\end{aligned}$$

Here $|\mathbb{E}\{\widehat{\varphi}^{(-k)}(\mathbf{O}_i) - \varphi^*(\mathbf{O}_i) | \mathcal{I}_k^C\}|$ is bounded above as follows.

$$\begin{aligned}
& \left| \mathbb{E}\{\widehat{\varphi}^{(-k)}(\mathbf{O}_i) - \varphi^*(\mathbf{O}_i) | \mathcal{I}_k^C\} \right| \\
&= \left| \mathbb{E} \left[\frac{A_i\{Y_i - \widehat{\mu}^{(-k)}(1, \mathbf{X}_i)\}}{\widehat{e}^{(-k)}(\mathbf{X}_i)} - \frac{(1 - A_i)\{Y_i - \widehat{\mu}^{(-k)}(0, \mathbf{X}_i)\}}{1 - \widehat{e}^{(-k)}(\mathbf{X}_i)} - \frac{A_i\{Y_i - \mu^*(1, \mathbf{X}_i)\}}{e^*(\mathbf{X}_i)} + \frac{(1 - A_i)\{Y_i - \mu^*(0, \mathbf{X}_i)\}}{1 - e^*(\mathbf{X}_i)} \right. \right. \\
&\quad \left. \left. + \widehat{\mu}^{(-k)}(1, \mathbf{X}_i) - \widehat{\mu}^{(-k)}(0, \mathbf{X}_i) - \mu^*(1, \mathbf{X}_i) + \mu^*(0, \mathbf{X}_i) \mid \mathcal{I}_k^C \right] \right| \\
&\leq \mathbb{E} \left[\frac{|\widehat{e}^{(-k)}(\mathbf{X}_i) - e^*(\mathbf{X}_i)| |\widehat{\mu}^{(-k)}(1, \mathbf{X}_i) - \mu^*(1, \mathbf{X}_i)|}{\widehat{e}^{(-k)}(\mathbf{X}_i)} + \frac{|\widehat{e}^{(-k)}(\mathbf{X}_i) - e^*(\mathbf{X}_i)| |\widehat{\mu}^{(-k)}(0, \mathbf{X}_i) - \mu^*(0, \mathbf{X}_i)|}{1 - \widehat{e}^{(-k)}(\mathbf{X}_i)} \mid \mathcal{I}_k^C \right] \\
&\leq c_e^{-1} \|\widehat{e}^{(-k)}(\mathbf{X}_i) - e^*(\mathbf{X}_i)\|_{P,2} \left\{ \|\widehat{\mu}^{(-k)}(1, \mathbf{X}_i) - \mu^*(1, \mathbf{X}_i)\|_{P,2} + \|\widehat{\mu}^{(-k)}(0, \mathbf{X}_i) - \mu^*(0, \mathbf{X}_i)\|_{P,2} \right\}.
\end{aligned}$$

The first inequality is from $\mathbb{E}(Y_i | A_i, \mathbf{X}_i) = \mu^*(A_i, \mathbf{X}_i)$ and $P(A_i | \mathbf{X}_i) = e^*(\mathbf{X}_i)$. The second inequality is from $\widehat{e}^{(-k)}(\mathbf{X}_i) \in [c_e, 1 - c_e]$ and the Hölder's inequality. Therefore, we obtain

$$\begin{aligned}
& \sqrt{N} \left\| \mathbb{E}[\widehat{\mathbf{V}}_i^{(-k)} \epsilon_i^{(-k)} | \mathcal{I}_k^C] \right\|_2 \\
&\leq \sqrt{N} \left| \mathbb{E}\{\widehat{\varphi}^{(-k)}(\mathbf{O}_i) - \varphi^*(\mathbf{O}_i) | \mathcal{I}_k^C\} \right|_2 \\
&\leq \sqrt{N} c_e^{-1} \|\widehat{e}^{(-k)}(\mathbf{X}_i) - e^*(\mathbf{X}_i)\|_{P,2} \left\{ \|\widehat{\mu}^{(-k)}(1, \mathbf{X}_i) - \mu^*(1, \mathbf{X}_i)\|_{P,2} + \|\widehat{\mu}^{(-k)}(0, \mathbf{X}_i) - \mu^*(0, \mathbf{X}_i)\|_{P,2} \right\}
\end{aligned}$$

which is $o_P(1)$ as $N \rightarrow \infty$ because of Assumption 3.2. This concludes the first part of condition (e). For the second part, we observe that

$$\widehat{\mathbf{V}}_i^{(-k)} \epsilon_i^{(-k)} - \mathbf{V}_i^* \epsilon_i = \mathbf{I}(\mathbf{X}_i) (\epsilon_i^{(-k)} - \epsilon_i) = \mathbf{I}(\mathbf{X}_i) \left\{ \widehat{\varphi}^{(-k)}(\mathbf{O}_i) - \varphi^*(\mathbf{O}_i) \right\}.$$

Therefore, $\|\widehat{\mathbf{V}}_i^{(-k)} \epsilon_i^{(-k)} - \mathbf{V}_i^* \epsilon_i\|_{P,2} \leq \|\widehat{\varphi}^{(-k)}(\mathbf{O}_i) - \varphi^*(\mathbf{O}_i)\|_{P,2} = o_P(1)$ where the last result is from (16). This shows that the second part of condition (e).

Step 6 : We show that $\|\boldsymbol{\tau}^*\|_2$ is bounded above. From **Step 2**, we obtain that $\mathbb{E}(\mathbf{V}_i^* \mathbf{V}_i^{*\top})$ is invertible matrix so its singular values are positive. As a result, we find the finite upper bound of $\|\boldsymbol{\tau}^*\|_2$ with Lemma B.1 in the third inequality:

$$\|\boldsymbol{\tau}^*\|_2 \leq \left\| \mathbb{E}(\mathbf{V}_i^* \mathbf{V}_i^{*\top})^{-1} \right\|_2 \left\| \mathbb{E}(\mathbf{V}_i^* Z_i^*) \right\|_2 \leq \frac{1}{\sigma_{\min}} \left\| \mathbb{E}(\mathbf{V}_i^* Z_i^*) \right\|_2 \leq \frac{1}{\sigma_{\min}} \|\mathbf{V}_i^*\|_{P,2} \|Z_i^*\|_{P,2},$$

where σ_{\min} is the smallest singular value of $\mathbb{E}(\mathbf{V}_i^* \mathbf{V}_i^{*\top})$. It is trivial to show that $\|\mathbf{V}_i^*\|_{P,2}$ and $\|Z_i^*\|_{P,2}$ are bounded by using the Jensen's inequality and $\|\mathbf{V}_i^*\|_{P,4}$, $\|Y_i\|_{P,4}$, and $\|\mu^*(A_i, \mathbf{X}_i)\|_{P,4}$ are finite.

C.7 Proof of Lemma B.7

From Theorem 3.1 and 3.3, we find

$$\sqrt{N} \begin{pmatrix} \widehat{\boldsymbol{\tau}}_{\text{SP}} - \boldsymbol{\tau}^* \\ \widehat{\boldsymbol{\tau}}_{\text{NP}} - \boldsymbol{\tau}^* \end{pmatrix} = \frac{1}{\sqrt{N}} \sum_{i=1}^N \begin{pmatrix} \left[\mathbb{E}[\{A_i - e^*(\mathbf{X}_i)\}^2 \mathbf{I}(\mathbf{X}_i) \mathbf{I}(\mathbf{X}_i)^\top] \right]^{-1} \{Y_i - \nu^*(\mathbf{X}_i)\} \{A_i - e^*(\mathbf{X}_i)\} \mathbf{I}(\mathbf{X}_i) \\ \varphi^*(\mathbf{O}_i) \mathbf{I}(\mathbf{X}_i) \end{pmatrix} + o_P(1).$$

Using the Lindberg-Feller central limit theorem and the Cramer-Wold theorem, we obtain the asymptotic normality as follows:

$$\sqrt{N} \begin{pmatrix} \hat{\boldsymbol{\tau}}_{\text{SP}} - \boldsymbol{\tau}^* \\ \hat{\boldsymbol{\tau}}_{\text{NP}} - \boldsymbol{\tau}^* \end{pmatrix} \xrightarrow{D} N \left(\begin{pmatrix} 0 \\ 0 \end{pmatrix}, \begin{pmatrix} \Sigma_{\text{SP}} & \Sigma_{\text{SP,NP}} \\ \Sigma_{\text{SP,NP}}^\top & \Sigma_{\text{NP}} \end{pmatrix} \right)$$

where

$$\begin{aligned} \Sigma_{\text{SP}} &= \left[\mathbb{E}[\{A_i - e^*(\mathbf{X}_i)\}^2 \mathbf{I}(\mathbf{X}_i)^{\otimes 2}] \right]^{-1} \left[\mathbb{E}[\epsilon_i^2 \{A_i - e^*(\mathbf{X}_i)\}^2 \mathbf{I}(\mathbf{X}_i)^{\otimes 2}] \right] \left[\mathbb{E}[\{A_i - e^*(\mathbf{X}_i)\}^2 \mathbf{I}(\mathbf{X}_i)^{\otimes 2}] \right]^{-1} \\ \Sigma_{\text{NP}} &= \left[\mathbb{E}\{\mathbf{I}(\mathbf{X}_i)^{\otimes 2}\} \right]^{-1} \left[\mathbb{E}[\{\varphi^*(\mathbf{O}_i) - \mathbf{I}(\mathbf{X}_i)^\top \boldsymbol{\tau}^*\}^2 \mathbf{I}(\mathbf{X}_i)^{\otimes 2}] \right] \left[\mathbb{E}\{\mathbf{I}(\mathbf{X}_i)^{\otimes 2}\} \right]^{-1} \\ \Sigma_{\text{SP,NP}} &= \left[\mathbb{E}[\{A_i - e^*(\mathbf{X}_i)\}^2 \mathbf{I}(\mathbf{X}_i)^{\otimes 2}] \right]^{-1} \left[\mathbb{E}[\epsilon_i \{A_i - e^*(\mathbf{X}_i)\} \{\varphi^*(\mathbf{O}_i) - \mathbf{I}(\mathbf{X}_i)^\top \boldsymbol{\tau}^*\} \mathbf{I}(\mathbf{X}_i)^{\otimes 2}] \right] \left[\mathbb{E}\{\mathbf{I}(\mathbf{X}_i)^{\otimes 2}\} \right]^{-1} \end{aligned}$$

If model (SP) in the main paper is true, we find

$$\varphi^*(\mathbf{O}_i) - \mathbf{I}(\mathbf{X}_i)^\top \boldsymbol{\tau}^* = \epsilon_i \left\{ \frac{A_i}{e^*(\mathbf{X}_i)} - \frac{1 - A_i}{1 - e^*(\mathbf{X}_i)} \right\},$$

and $\mathbb{E}(\epsilon_i^2 | A_i, \mathbf{X}_i) = \sum_{g=1}^G \sigma_{\epsilon,g}^2 \mathbb{1}\{M(\mathbf{X}_i) = g\}$. Combining all, we find

$$\begin{aligned} \mathbb{E}[\{A_i - e^*(\mathbf{X}_i)\}^2 \mathbf{I}(\mathbf{X}_i)^{\otimes 2}] &= \text{diag} \left(p_g^* \mathbb{E}[e^*(\mathbf{X}_i)\{1 - e^*(\mathbf{X}_i)\} | M(\mathbf{X}_i) = g] \right)_{g=1,\dots,G} \\ \mathbb{E}[\epsilon_i^2 \{A_i - e^*(\mathbf{X}_i)\}^2 \mathbf{I}(\mathbf{X}_i)^{\otimes 2}] &= \text{diag} \left(p_g^* \sigma_{\epsilon,g}^2 \mathbb{E}[e^*(\mathbf{X}_i)\{1 - e^*(\mathbf{X}_i)\} | M(\mathbf{X}_i) = g] \right)_{g=1,\dots,G} \\ \mathbb{E}\{\mathbf{I}(\mathbf{X}_i)^{\otimes 2}\} &= \text{diag} \left(p_g^* \right)_{g=1,\dots,G} \\ \mathbb{E}[\{\varphi^*(\mathbf{O}_i) - \mathbf{I}(\mathbf{X}_i)^\top \boldsymbol{\tau}^*\}^2 \mathbf{I}(\mathbf{X}_i)^{\otimes 2}] &= \text{diag} \left(p_g^* \mathbb{E} \left[\frac{1}{e^*(\mathbf{X}_i)\{1 - e^*(\mathbf{X}_i)\}} \middle| M(\mathbf{X}_i) = g \right] \right)_{g=1,\dots,G} \\ \mathbb{E}[\epsilon_i \{A_i - e^*(\mathbf{X}_i)\} \{\varphi^*(\mathbf{O}_i) - \mathbf{I}(\mathbf{X}_i)^\top \boldsymbol{\tau}^*\} \mathbf{I}(\mathbf{X}_i)^{\otimes 2}] &= \text{diag} \left(p_g^* \sigma_{\epsilon,g}^2 \right)_{g=1,\dots,G}. \end{aligned}$$

Therefore, the variances Σ_{SP} , Σ_{NP} , and $\Sigma_{\text{SP,NP}}$ are

$$\begin{aligned} \Sigma_{\text{SP}} &= \text{diag}(\sigma_{\text{SP},1}^2, \dots, \sigma_{\text{SP},G}^2), \quad \sigma_{\text{SP},g}^2 = \frac{\sigma_{\epsilon,g}^2}{p_g^*} \frac{1}{\mathbb{E}[e^*(\mathbf{X}_i)\{1 - e^*(\mathbf{X}_i)\} | M(\mathbf{X}_i) = g]} \\ \Sigma_{\text{NP}} &= \text{diag}(\sigma_{\text{NP},1}^2, \dots, \sigma_{\text{NP},G}^2), \quad \sigma_{\text{NP},g}^2 = \frac{\sigma_{\epsilon,g}^2}{p_g^*} \mathbb{E} \left[\frac{1}{e^*(\mathbf{X}_i)\{1 - e^*(\mathbf{X}_i)\}} \middle| M(\mathbf{X}_i) = g \right] \\ \Sigma_{\text{SP,NP}} &= \text{diag}(\sigma_{\text{SP,NP},1}, \dots, \sigma_{\text{SP,NP},G}), \quad \sigma_{\text{SP,NP},g} = \frac{\sigma_{\epsilon,g}^2}{p_g^*} \frac{1}{\mathbb{E}[e^*(\mathbf{X}_i)\{1 - e^*(\mathbf{X}_i)\} | M(\mathbf{X}_i) = g]}. \end{aligned}$$

Therefore, $\Sigma_{\text{SP}} = \Sigma_{\text{SP,NP}}$. Moreover, from the Jensen's inequality, we find

$$\frac{1}{\mathbb{E}[e^*(\mathbf{X}_i)\{1 - e^*(\mathbf{X}_i)\} | M(\mathbf{X}_i) = g]} \leq \mathbb{E} \left[\frac{1}{e^*(\mathbf{X}_i)\{1 - e^*(\mathbf{X}_i)\}} \middle| M(\mathbf{X}_i) = g \right],$$

where the equality holds if and only if $e^*(\mathbf{X}_i)$ is constant for \mathbf{X}_i in the g th subgroup. That is, $\Sigma_{\text{NP}} - \Sigma_{\text{SP}}$ is positive semi-definite and $\Sigma_{\text{NP}} = \Sigma_{\text{SP}}$ if $e^*(\mathbf{X}_i)$ is constant within each subgroup. This concludes the proof.

D Proof of Theorems in the Main Paper

D.1 Proof of Theorem 3.1 and Corollary 3.2 in the Main Paper

The proof follows from Theorem 3.1 and 3.2 of Chernozhukov et al. (2018). For completeness, we provide a full exposition tailored to our context below. For notational brevity, we define $\mathbf{V}_i^* = \{A_i - e^*(\mathbf{X}_i)\}\mathbf{I}(\mathbf{X}_i)$, $Z_i^* = Y_i - \nu^*(\mathbf{X}_i)$, $\widehat{\mathbf{V}}_i^{(-k)} = \{A_i - e^{(-k)}(\mathbf{X}_i)\}\mathbf{I}(\mathbf{X}_i)$, $\widehat{Z}_i^{(-k)} = Y_i - \nu^{(-k)}(\mathbf{X}_i)$, $\epsilon_i = Z_i^* - \mathbf{V}_i^{*,\top} \boldsymbol{\tau}_{\text{OV}}^*$, and $\epsilon_i^{(-k)} = \widehat{Z}_i^{(-k)} - \widehat{\mathbf{V}}_i^{(-k),\top} \boldsymbol{\tau}_{\text{OV}}^*$. Note that the conditions in Lemma B.4 hold.

We first show the claim in Corollary 3.2 by showing $\boldsymbol{\tau}_{\text{OV}}^* = \boldsymbol{\tau}^*$ if $\mathbb{E}[e^*(\mathbf{X}_i)\{1 - e^*(\mathbf{X}_i)\}\{\tau^*(\mathbf{X}_i) - \tau_g^*\} | M(\mathbf{X}_i) = g] = 0$.

$$\tau_{\text{OV},g}^* = \frac{\mathbb{E}[e^*(\mathbf{X}_i)\{1 - e^*(\mathbf{X}_i)\}\tau^*(\mathbf{X}_i) | M(\mathbf{X}_i) = g]}{\mathbb{E}[e^*(\mathbf{X}_i)\{1 - e^*(\mathbf{X}_i)\} | M(\mathbf{X}_i) = g]} = \tau_g^* \frac{\mathbb{E}[e^*(\mathbf{X}_i)\{1 - e^*(\mathbf{X}_i)\} | M(\mathbf{X}_i) = g]}{\mathbb{E}[e^*(\mathbf{X}_i)\{1 - e^*(\mathbf{X}_i)\} | M(\mathbf{X}_i) = g]} = \tau_g^* .$$

Therefore, Theorem 3.1 is a special case where $\boldsymbol{\tau}^* = \boldsymbol{\tau}_{\text{OV}}^*$ of the results below.

Step 2: For the simplicity, we denote

$$R_{N,1} := \frac{1}{N} \sum_{k=1}^2 \sum_{i \in \mathcal{I}_k} \widehat{\mathbf{V}}_i^{(-k)} \widehat{\mathbf{V}}_i^{(-k),\top} - \mathbb{E}(\mathbf{V}_i^* \mathbf{V}_i^{*,\top}) , \quad R_{N,2} := \frac{1}{N} \sum_{k=1}^2 \sum_{i \in \mathcal{I}_k} \widehat{\mathbf{V}}_i^{(-k)} \epsilon_i^{(-k)} - \frac{1}{N} \sum_{i=1}^N \mathbf{V}_i^* \epsilon_i .$$

In following **Step 3** – **Step 6**, we will show that

$$\textbf{Step 3} : \quad \|R_{N,1}\|_2 = o_P(1) , \quad (17)$$

$$\textbf{Step 4} : \quad \sqrt{N} \|R_{N,2}\|_2 = o_P(1) , \quad (18)$$

$$\textbf{Step 5} : \quad \frac{1}{\sqrt{N}} \left\| \sum_{i=1}^N \mathbf{V}_i^* \epsilon_i \right\|_2 = O_P(1) , \quad (19)$$

$$\textbf{Step 6} : \quad \|\widehat{\Sigma} - \Sigma^*\|_2 = o_P(1) . \quad (20)$$

From Lemma B.4 (c), we observe that the singular values of $\mathbb{E}\{\mathbf{V}_i^{(-k)} \mathbf{V}_i^{(-k),\top} | \mathcal{I}_k^C\}$ is bounded below by a constant. Therefore, the singular values of $N^{-1} \sum_{k=1}^2 \sum_{i \in \mathcal{I}_k} \widehat{\mathbf{V}}_i^{(-k)} \widehat{\mathbf{V}}_i^{(-k),\top}$ are positive with probability $1 - o(1)$ from the law of large numbers. This implies $\widehat{\boldsymbol{\tau}}_{\text{SP}}$ is well-defined with probability $1 - o(1)$, and in addition, the \sqrt{N} -scaled difference between $\widehat{\boldsymbol{\tau}}_{\text{SP}} - \boldsymbol{\tau}_{\text{OV}}^*$ can be represented

as

$$\begin{aligned}
& \sqrt{N}(\widehat{\boldsymbol{\tau}}_{\text{SP}} - \boldsymbol{\tau}_{\text{OV}}^*) \\
&= \sqrt{N} \left\{ \frac{1}{N} \sum_{k=1}^2 \sum_{i \in \mathcal{I}_k} \widehat{\mathbf{V}}_i^{(-k)} \widehat{\mathbf{V}}_i^{(-k), \top} \right\}^{-1} \left[\frac{1}{N} \sum_{k=1}^2 \sum_{i \in \mathcal{I}_k} \widehat{\mathbf{V}}_i^{(-k)} \widehat{Z}_i^{(-k)} - \left\{ \frac{1}{N} \sum_{k=1}^2 \sum_{i \in \mathcal{I}_k} \widehat{\mathbf{V}}_i^{(-k)} \widehat{\mathbf{V}}_i^{(-k), \top} \right\} \boldsymbol{\tau}_{\text{OV}}^* \right] \\
&= \left\{ \mathbb{E}(\mathbf{V}_i^* \mathbf{V}_i^{*, \top}) + R_{N,1} \right\}^{-1} \left[\frac{1}{\sqrt{N}} \sum_{k=1}^2 \sum_{i \in \mathcal{I}_k} \widehat{\mathbf{V}}_i^{(-k)} \{ \widehat{Z}_i^{(-k)} - \widehat{\mathbf{V}}_i^{(-k), \top} \boldsymbol{\tau}_{\text{OV}}^* \} \right] \\
&= \left\{ \mathbb{E}(\mathbf{V}_i^* \mathbf{V}_i^{*, \top}) + R_{N,1} \right\}^{-1} \left\{ \frac{1}{\sqrt{N}} \sum_{i=1}^N \mathbf{V}_i^* (Z_i^* - \mathbf{V}_i^{*, \top} \boldsymbol{\tau}_{\text{OV}}^*) + \sqrt{N} R_{N,2} \right\}. \tag{21}
\end{aligned}$$

Note that $\{\mathbb{E}(\mathbf{V}_i^* \mathbf{V}_i^{*, \top}) + R_{N,1}\}^{-1} - \mathbb{E}(\mathbf{V}_i^* \mathbf{V}_i^{*, \top})^{-1} = -\{\mathbb{E}(\mathbf{V}_i^* \mathbf{V}_i^{*, \top}) + R_{N,1}\}^{-1} R_{N,1} \mathbb{E}(\mathbf{V}_i^* \mathbf{V}_i^{*, \top})^{-1}$, and, combining (17) and Assumption 3.1, we get

$$\begin{aligned}
& \left\| \{\mathbb{E}(\mathbf{V}_i^* \mathbf{V}_i^{*, \top}) + R_{N,1}\}^{-1} - \mathbb{E}(\mathbf{V}_i^* \mathbf{V}_i^{*, \top})^{-1} \right\|_2 \\
& \leq \left\| \{\mathbb{E}(\mathbf{V}_i^* \mathbf{V}_i^{*, \top}) + R_{N,1}\}^{-1} \right\|_2 \|R_{N,1}\|_2 \left\| \mathbb{E}(\mathbf{V}_i^* \mathbf{V}_i^{*, \top})^{-1} \right\|_2 = o_P(1). \tag{22}
\end{aligned}$$

By (18) and (19), the second term in (21) is

$$\begin{aligned}
& \left\| \frac{1}{\sqrt{N}} \sum_{k=1}^2 \sum_{i \in \mathcal{I}_k} \mathbf{V}_i^* (Z_i^* - \mathbf{V}_i^{*, \top} \boldsymbol{\tau}_{\text{OV}}^*) + \sqrt{N} R_{N,2} \right\|_2 \\
& \leq \left\| \frac{1}{\sqrt{N}} \sum_{k=1}^2 \sum_{i \in \mathcal{I}_k} \mathbf{V}_i^* (Z_i^* - \mathbf{V}_i^{*, \top} \boldsymbol{\tau}_{\text{OV}}^*) \right\|_2 + \|\sqrt{N} R_{N,2}\|_2 = O_P(1). \tag{23}
\end{aligned}$$

Combining (22) and (23) gives

$$\left\| [\{\mathbb{E}(\mathbf{V}_i^* \mathbf{V}_i^{*, \top}) + R_{N,1}\}^{-1} - \mathbb{E}(\mathbf{V}_i^* \mathbf{V}_i^{*, \top})^{-1}] \left\{ \frac{1}{\sqrt{N}} \sum_{i=1}^N \mathbf{V}_i^* (Z_i^* - \mathbf{V}_i^{*, \top} \boldsymbol{\tau}_{\text{OV}}^*) + \sqrt{N} R_{N,2} \right\} \right\|_2 = o_P(1). \tag{24}$$

Substituting (24) into (21) leads to

$$\begin{aligned}
\sqrt{N}(\widehat{\boldsymbol{\tau}}_{\text{SP}} - \boldsymbol{\tau}_{\text{OV}}^*) &= \mathbb{E}(\mathbf{V}_i^* \mathbf{V}_i^{*, \top})^{-1} \left\{ \frac{1}{\sqrt{N}} \sum_{k=1}^2 \sum_{i \in \mathcal{I}_k} \mathbf{V}_i^* (Z_i^* - \mathbf{V}_i^{*, \top} \boldsymbol{\tau}_{\text{OV}}^*) + \sqrt{N} R_{N,2} \right\} + o_P(1) \\
&= \mathbb{E}(\mathbf{V}_i^* \mathbf{V}_i^{*, \top})^{-1} \left\{ \frac{1}{\sqrt{N}} \sum_{k=1}^2 \sum_{i \in \mathcal{I}_k} \mathbf{V}_i^* (Z_i^* - \mathbf{V}_i^{*, \top} \boldsymbol{\tau}_{\text{OV}}^*) \right\} + o_P(1),
\end{aligned}$$

where the second equality used (18) and Assumption 3.1. Therefore, by the Lindberg-Feller central limit theorem and the Cramer-Wold theorem, we obtain the asymptotic normality:

$$\sqrt{N}(\widehat{\boldsymbol{\tau}}_{\text{SP}} - \boldsymbol{\tau}_{\text{OV}}^*) \xrightarrow{D} N(0, \Sigma^*),$$

where $\Sigma^* = \mathbb{E}(\mathbf{V}_i^* \mathbf{V}_i^{*, \top})^{-1} \mathbb{E}(\epsilon_i^2 \mathbf{V}_i^* \mathbf{V}_i^{*, \top}) \mathbb{E}(\mathbf{V}_i^* \mathbf{V}_i^{*, \top})^{-1}$. Note that Σ^* is well defined because $\mathbb{E}(\mathbf{V}_i^* \mathbf{V}_i^{*, \top})^{-1}$ is well-defined and $\mathbb{E}(\epsilon_i^2 \mathbf{V}_i^* \mathbf{V}_i^{*, \top}) = \mathbb{E}\{\mathbb{E}(\epsilon_i^2 | \mathbf{V}_i^*) \mathbf{V}_i^* \mathbf{V}_i^{*, \top}\}$ does not diverge. Moreover, Σ^* is the

semiparametric efficiency bound of $\boldsymbol{\tau}^*$ when model (SP) is satisfied and the error ϵ_i is homoscedastic.

To finish the proof, we need to show (17) - (20) in following steps.

Step 3 : We prove (17), which suffices to show that

$$\left\| \frac{1}{N/2} \sum_{i \in \mathcal{I}_k} \widehat{\mathbf{V}}_i^{(-k)} \widehat{\mathbf{V}}_i^{(-k),\top} - \mathbb{E}(\mathbf{V}_i^* \mathbf{V}_i^{*,\top}) \right\|_2 = o_P(1) \quad (25)$$

for $k = 1, 2$. The above value is upper bounded by the sum of two quantities $B_1 + B_2$, where

$$B_1 = \left\| \frac{1}{N/2} \sum_{i \in \mathcal{I}_k} \widehat{\mathbf{V}}_i^{(-k)} \widehat{\mathbf{V}}_i^{(-k),\top} - \mathbb{E}\{\widehat{\mathbf{V}}_i^{(-k)} \widehat{\mathbf{V}}_i^{(-k),\top} | \mathcal{I}_k^C\} \right\|_2, \quad B_2 = \left\| \mathbb{E}\{\widehat{\mathbf{V}}_i^{(-k)} \widehat{\mathbf{V}}_i^{(-k),\top} | \mathcal{I}_k^C\} - \mathbb{E}(\mathbf{V}_i^* \mathbf{V}_i^{*,\top}) \right\|_2.$$

The conditional expectation of B_1^2 conditional on the samples in \mathcal{I}_k^C is upper bounded by a constant from Lemmas B.1 and B.4:

$$\mathbb{E}(B_1^2 | \mathcal{I}_k^C) \leq \frac{\mathbb{E}\{\|\widehat{\mathbf{V}}_i^{(-k)} \widehat{\mathbf{V}}_i^{(-k),\top}\|_2^2 | \mathcal{I}_k^C\}}{N/2} \leq \frac{\mathbb{E}\{\|\widehat{\mathbf{V}}_i^{(-k)}\|_2^4 | \mathcal{I}_k^C\}}{N/2} = \frac{\|\widehat{\mathbf{V}}_i^{(-k)}\|_{P,4}^4}{N/2}.$$

Therefore, from Lemma B.2, this implies $B_1 = O_P(N^{-1/2})$, so $o_P(1)$.

To bound B_2 , we first observe $\mathbb{E}(\mathbf{V}_i^* \mathbf{V}_i^{*,\top}) = \mathbb{E}(\mathbf{V}_i^* \mathbf{V}_i^{*,\top} | \mathcal{I}_k^C)$, which leads $B_2 = \mathbb{E}\{\widehat{\mathbf{V}}_i^{(-k)} \widehat{\mathbf{V}}_i^{(-k),\top} - \mathbf{V}_i^* \mathbf{V}_i^{*,\top} | \mathcal{I}_k^C\}$. We can further find that

$$\widehat{\mathbf{V}}_i^{(-k)} \widehat{\mathbf{V}}_i^{(-k),\top} - \mathbf{V}_i^* \mathbf{V}_i^{*,\top} = \frac{1}{2} \left[\{\widehat{\mathbf{V}}_i^{(-k)} - \mathbf{V}_i^*\} \{\widehat{\mathbf{V}}_i^{(-k)} + \mathbf{V}_i^*\}^\top + \{\widehat{\mathbf{V}}_i^{(-k)} + \mathbf{V}_i^*\} \{\widehat{\mathbf{V}}_i^{(-k)} - \mathbf{V}_i^*\}^\top \right]. \quad (26)$$

Therefore, by applying Lemma B.1 to (26), B_2 is upper bounded by

$$B_2 \leq \|\widehat{\mathbf{V}}_i^{(-k)} - \mathbf{V}_i^*\|_{P,2} \|\widehat{\mathbf{V}}_i^{(-k)} + \mathbf{V}_i^*\|_{P,2}.$$

Lemma B.4 implies that $\|\widehat{\mathbf{V}}_i^{(-k)} + \mathbf{V}_i^*\|_{P,2}$ is bounded by a constant and $\|\widehat{\mathbf{V}}_i^{(-k)} - \mathbf{V}_i^*\|_{P,2}$ vanishes as N increases, so that B_2 is $o_P(1)$. Combining the results of $B_1 = o_P(1)$ and $B_2 = o_P(1)$ gives (25).

Step 4 : We prove (18), which suffices to show that

$$\frac{1}{\sqrt{N/2}} \left\| \sum_{i \in \mathcal{I}_k} \widehat{\mathbf{V}}_i^{(-k)} (\widehat{Z}_i^{(-k)} - \widehat{\mathbf{V}}_i^{(-k),\top} \boldsymbol{\tau}_{\text{OV}}^*) - \sum_{i \in \mathcal{I}_k} \mathbf{V}_i^* (Z_i^* - \mathbf{V}_i^{*,\top} \boldsymbol{\tau}_{\text{OV}}^*) \right\|_2 = o_P(1) \quad (27)$$

for $k = 1, 2$. Above value is upper bounded by the sum of two quantities $B_3 + B_4$, where

$$\begin{aligned} B_3 &= \frac{1}{\sqrt{N/2}} \left\| \sum_{i \in \mathcal{I}_k} \left[\widehat{\mathbf{V}}_i^{(-k)} \{\widehat{Z}_i^{(-k)} - \widehat{\mathbf{V}}_i^{(-k),\top} \boldsymbol{\tau}_{\text{OV}}^*\} - \mathbb{E}[\widehat{\mathbf{V}}_i^{(-k)} \{\widehat{Z}_i^{(-k)} - \widehat{\mathbf{V}}_i^{(-k),\top} \boldsymbol{\tau}_{\text{OV}}^*\} | \mathcal{I}_k^C] \right] \right. \\ &\quad \left. - \sum_{i \in \mathcal{I}_k} [\mathbf{V}_i^* (Z_i^* - \mathbf{V}_i^{*,\top} \boldsymbol{\tau}_{\text{OV}}^*) - \mathbb{E}\{\mathbf{V}_i^* (Z_i^* - \mathbf{V}_i^{*,\top} \boldsymbol{\tau}_{\text{OV}}^*)\}] \right\|_2, \\ B_4 &= \sqrt{\frac{N}{2}} \left\| \mathbb{E}[\widehat{\mathbf{V}}_i^{(-k)} \{\widehat{Z}_i^{(-k)} - \widehat{\mathbf{V}}_i^{(-k),\top} \boldsymbol{\tau}_{\text{OV}}^*\} | \mathcal{I}_k^C] - \mathbb{E}\{\mathbf{V}_i^* (Z_i^* - \mathbf{V}_i^{*,\top} \boldsymbol{\tau}_{\text{OV}}^*)\} \right\|_2. \end{aligned}$$

The conditional expectation of B_3^2 conditional on the sample in \mathcal{I}_k^C is upper bounded by a constant

from Lemma B.1 and B.4:

$$\begin{aligned} \mathbb{E}(B_3^2 | \mathcal{I}_k^C) &\leq \mathbb{E} \left[\left\| \widehat{\mathbf{V}}_i^{(-k)} \{ \widehat{Z}_i^{(-k)} - \widehat{\mathbf{V}}_i^{(-k),\top} \boldsymbol{\tau}_{\text{OV}}^* \} - \mathbf{V}_i^* (Z_i^* - \mathbf{V}_i^{*,\top} \boldsymbol{\tau}_{\text{OV}}^*) \right\|_2^2 \middle| \mathcal{I}_k^C \right] \\ &= \left\| \widehat{\mathbf{V}}_i^{(-k)} \{ \widehat{Z}_i^{(-k)} - \widehat{\mathbf{V}}_i^{(-k),\top} \boldsymbol{\tau}_{\text{OV}}^* \} - \mathbf{V}_i^* (Z_i^* - \mathbf{V}_i^{*,\top} \boldsymbol{\tau}_{\text{OV}}^*) \right\|_{P,2}^2 = o_P(1) . \end{aligned}$$

Therefore, from Lemma B.2, this implies $B_3 = o_P(1)$. Next, we observe $\mathbb{E}\{\mathbf{V}_i^* (Z_i^* - \mathbf{V}_i^{*,\top} \boldsymbol{\tau}_{\text{OV}}^*)\} = 0$, so $B_4 = o_P(1)$ is trivial from Lemma B.4. As a result, (27) is obtained.

Step 5 : We prove (19). From Lemma B.4, we can find

$$\mathbb{E} \left\{ \left\| \frac{1}{\sqrt{N}} \sum_{i=1}^N \mathbf{V}_i^* (Z_i^* - \mathbf{V}_i^{*,\top} \boldsymbol{\tau}_{\text{OV}}^*) \right\|_2^2 \right\} = \mathbb{E} \{ \|\mathbf{V}_i^* \epsilon_i\|_2^2 \} \leq \mathbb{E} \{ \|\mathbf{V}_i^* \epsilon_i\|_2^4 \}^{1/2}$$

is bounded by a constant, which implies (19).

Step 6 : We prove (20). For simpler notations, we denote

$$\widehat{G} = \frac{1}{N} \sum_{k=1}^2 \sum_{i \in \mathcal{I}_k} \widehat{\mathbf{V}}_i^{(-k)} \widehat{\mathbf{V}}_i^{(-k),\top} , \quad \widehat{H} = \frac{1}{N} \sum_{k=1}^2 \sum_{i \in \mathcal{I}_k} \{\widehat{\epsilon}_i^{(-k)}\}^2 \widehat{\mathbf{V}}_i^{(-k)} \widehat{\mathbf{V}}_i^{(-k),\top} ,$$

so that $\widehat{\Sigma} = \widehat{G}^{-1} \widehat{H} \widehat{G}^{-1}$. Then, we find the difference between $\widehat{\Sigma}$ and Σ^* is

$$\begin{aligned} \widehat{\Sigma} - \Sigma^* &= \widehat{G}^{-1} \widehat{H} \widehat{G}^{-1} - \mathbb{E}(\mathbf{V}_i^* \mathbf{V}_i^{*,\top})^{-1} \mathbb{E}(\epsilon_i^2 \mathbf{V}_i^* \mathbf{V}_i^{*,\top}) \mathbb{E}(\mathbf{V}_i^* \mathbf{V}_i^{*,\top})^{-1} \\ &= \widehat{G}^{-1} \left\{ \widehat{H} - \mathbb{E}(\epsilon_i^2 \mathbf{V}_i^* \mathbf{V}_i^{*,\top}) \right\} \widehat{G}^{-1} + \left\{ \widehat{G}^{-1} - \mathbb{E}(\mathbf{V}_i^* \mathbf{V}_i^{*,\top})^{-1} \right\} \mathbb{E}(\epsilon_i^2 \mathbf{V}_i^* \mathbf{V}_i^{*,\top}) \left\{ \widehat{G}^{-1} + \mathbb{E}(\mathbf{V}_i^* \mathbf{V}_i^{*,\top})^{-1} \right\} . \end{aligned}$$

From (22) and finite $\|\mathbb{E}(\epsilon_i^2 \mathbf{V}_i^* \mathbf{V}_i^{*,\top})\|_2$ induced by Lemma B.4, we find the second term is $o_P(1)$.

Therefore, to prove (20), it suffices to show that $\widehat{H} - \mathbb{E}(\epsilon_i^2 \mathbf{V}_i^* \mathbf{V}_i^{*,\top})$ is $o_P(1)$ because \widehat{G}^{-1} is $O_P(1)$ and it is achieved if each component of $\widehat{H} - \mathbb{E}(\epsilon_i^2 \mathbf{V}_i^* \mathbf{V}_i^{*,\top})$ is $o_P(1)$. That is,

$$\left\| \frac{1}{N/2} \sum_{i \in \mathcal{I}_k} \{\widehat{\epsilon}_i^{(-k)}\}^2 \widehat{\mathbf{V}}_i^{(-k)} \widehat{\mathbf{V}}_i^{(-k),\top} - \mathbb{E}\{\epsilon_i^2 \mathbf{V}_i^* \mathbf{V}_i^{*,\top}\} \right\|_2 = o_P(1) . \quad (28)$$

The left hand side of (28) is upper bounded by a sum of quantities $B_5 + B_6$, where

$$B_5 = \frac{1}{N/2} \left\| \sum_{i \in \mathcal{I}_k} \{\widehat{\epsilon}_i^{(-k)}\}^2 \widehat{\mathbf{V}}_i^{(-k)} \widehat{\mathbf{V}}_i^{(-k),\top} - \sum_{i \in \mathcal{I}_k} \epsilon_i^2 \mathbf{V}_i^* \mathbf{V}_i^{*,\top} \right\|_2 , \quad B_6 = \frac{1}{N/2} \left\| \sum_{i \in \mathcal{I}_k} \epsilon_i^2 \mathbf{V}_i^* \mathbf{V}_i^{*,\top} - \mathbb{E}(\epsilon_i^2 \mathbf{V}_i^* \mathbf{V}_i^{*,\top}) \right\|_2 .$$

Moreover, the summands in B_5 are upper bounded by

$$\{\widehat{\epsilon}_i^{(-k)}\}^2 \widehat{\mathbf{V}}_i^{(-k)} \widehat{\mathbf{V}}_i^{(-k),\top} - \epsilon_i^2 \mathbf{V}_i^* \mathbf{V}_i^{*,\top} = \widehat{\mathbf{h}}_i^{(-k)} \widehat{\mathbf{h}}_i^{(-k),\top} + \epsilon_i \widehat{\mathbf{h}}_i^{(-k)} \mathbf{V}_i^{*,\top} + \epsilon_i \mathbf{V}_i^* \widehat{\mathbf{h}}_i^{(-k),\top} ,$$

where $\hat{\mathbf{h}}_i^{(-k)} = \hat{\epsilon}_i^{(-k)} \hat{\mathbf{V}}_i^{(-k)} - \epsilon_i \mathbf{V}_i^*$. As a result, by the Hölder's inequality, we find

$$\begin{aligned} B_5 &\leq \left\| \frac{1}{N/2} \sum_{i \in \mathcal{I}_k} \hat{\mathbf{h}}_i^{(-k)} \hat{\mathbf{h}}_i^{(-k), \top} \right\|_2 + 2 \left\| \frac{1}{N/2} \sum_{i \in \mathcal{I}_k} \hat{\mathbf{h}}_i^{(-k)} \epsilon_i \mathbf{V}_i^{*, \top} \right\|_2 \\ &\leq R_{N,3} + 2R_{N,3}^{1/2} \left\{ \frac{1}{N/2} \sum_{i \in \mathcal{I}_k} \|\mathbf{V}_i^* \epsilon_i\|_2^2 \right\}^{1/2} \end{aligned} \quad (29)$$

where $R_{N,3} = (2/N) \sum_{i \in \mathcal{I}_k} \|\hat{\mathbf{V}}_i^{(-k)} \hat{\epsilon}_i^{(-k)} - \mathbf{V}_i^* \epsilon_i\|_2^2$. The summands in $R_{N,3}$ can be decomposed as follows:

$$\begin{aligned} \hat{\mathbf{V}}_i^{(-k)} \hat{\epsilon}_i^{(-k)} - \mathbf{V}_i^* \epsilon_i &= \hat{\mathbf{V}}_i^{(-k)} (\hat{Z}_i^{(-k)} - \hat{\mathbf{V}}_i^{(-k), \top} \hat{\boldsymbol{\tau}}_{\text{SP}}) - \mathbf{V}_i^* (Z_i^* - \mathbf{V}_i^{*, \top} \boldsymbol{\tau}_{\text{OV}}^*) \\ &= (\hat{\mathbf{V}}_i^{(-k)} \hat{Z}_i^{(-k)} - \mathbf{V}_i^* Z_i^*) - (\hat{\mathbf{V}}_i^{(-k)} \hat{\mathbf{V}}_i^{(-k), \top} - \mathbf{V}_i^* \mathbf{V}_i^{*, \top}) \boldsymbol{\tau}_{\text{OV}}^* - \hat{\mathbf{V}}_i^{(-k)} \hat{\mathbf{V}}_i^{(-k), \top} (\hat{\boldsymbol{\tau}}_{\text{SP}} - \boldsymbol{\tau}_{\text{OV}}^*) . \end{aligned}$$

As a result,

$$\begin{aligned} R_{N,3}^{1/2} &= \sqrt{\frac{2}{N}} \left\{ \sum_{i \in \mathcal{I}_k} \|\hat{\mathbf{V}}_i^{(-k)} \hat{\epsilon}_i^{(-k)} - \mathbf{V}_i^* \epsilon_i\|_2^2 \right\}^{1/2} \\ &\leq \sqrt{\frac{2}{N}} \left\{ \sum_{i \in \mathcal{I}_k} \|\hat{\mathbf{V}}_i^{(-k)} \hat{\mathbf{V}}_i^{(-k), \top}\|_2^2 \right\}^{1/2} \|\hat{\boldsymbol{\tau}}_{\text{SP}} - \boldsymbol{\tau}_{\text{OV}}^*\|_2 \\ &\quad + \sqrt{\frac{2}{N}} \left\{ \sum_{i \in \mathcal{I}_k} \left\| \{\hat{\mathbf{V}}_i^{(-k)} \hat{Z}_i^{(-k)} - \mathbf{V}_i^* Z_i^*\} - \{\hat{\mathbf{V}}_i^{(-k)} \hat{\mathbf{V}}_i^{(-k), \top} - \mathbf{V}_i^* \mathbf{V}_i^{*, \top}\} \boldsymbol{\tau}_{\text{OV}}^* \right\|_2^2 \right\}^{1/2} . \end{aligned}$$

Note that the first term in the upper bound is $o_P(1)$ from the main theorem result $\hat{\boldsymbol{\tau}}_{\text{SP}} \xrightarrow{P} \boldsymbol{\tau}_{\text{OV}}^*$ and $\hat{G} = O_P(1)$. The second term is also $o_P(1)$ from (27) which is already shown in the proof of (18). As a result, $R_{N,3}$ is $o_P(1)$. In (29), note that $(2/N) \sum_{i \in \mathcal{I}_k} \|\mathbf{V}_i^* \epsilon_i\|_2^2$ is $O_P(1)$ because $E[\|\mathbf{V}_i^* \epsilon_i\|_2^4]$ is bounded from Lemma B.4, and this leads $B_5 = o_P(1)$. The convergence of B_6 is straightforward from the Chebyshev's and Hölder's inequalities:

$$E(B_6^2) \leq \frac{1}{N/2} E\{\|\epsilon_i^2 \mathbf{V}_i^* \mathbf{V}_i^{*, \top}\|_2^2\} \leq \frac{1}{N/2} E\{\|\mathbf{V}_i^* \epsilon_i\|_2^4\} .$$

Since $E\{\|\mathbf{V}_i^* \epsilon_i\|_2^4\}$ is bounded from Lemma B.4, B_6 is $o_P(1)$. Combining the result of vanishing B_5 and B_6 shows (28).

D.2 Proof of Theorem 3.3 in the Main Paper

The proof is similar to the proof in Section D.1 except Lemma B.6 is used instead of Lemma B.4.

D.3 Proof of Theorem 3.4 in the Main Paper

The variance of the weighted estimator using weight w is

$$\begin{aligned} &w^2 \sigma_{\text{SP},g}^2 + 2w(1-w) \sigma_{\text{SP,NP},g} + (1-w)^2 \sigma_{\text{NP},g}^2 \\ &= (\sigma_{\text{SP},g}^2 - 2\sigma_{\text{SP,NP},g} + \sigma_{\text{NP},g}^2) w^2 - 2w(\sigma_{\text{NP},g}^2 - \sigma_{\text{SP,NP},g}) + \sigma_{\text{NP},g}^2 . \end{aligned} \quad (30)$$

Let $\widehat{W} = \text{diag}(\widehat{w}_1, \dots, \widehat{w}_G)$ and $W = \text{diag}(w_1, \dots, w_G)$. We first consider the case $\sigma_{\text{SP},g}^2 - 2\sigma_{\text{SP,NP},g} + \sigma_{\text{NP},g}^2 > 0$. Then, w_g is well-defined as

$$w_g = \left(\frac{\sigma_{\text{NP},g}^2 - \sigma_{\text{SP,NP},g}}{\sigma_{\text{SP},g}^2 - 2\sigma_{\text{SP,NP},g} + \sigma_{\text{NP},g}^2} \right)_{[0,1]}.$$

From the continuous mapping theorem, we find

$$\widehat{w}_g = \left(\frac{\widehat{\sigma}_{\text{NP},g}^2 - \widehat{\sigma}_{\text{SP,NP},g}}{\widehat{\sigma}_{\text{SP},g}^2 - 2\widehat{\sigma}_{\text{SP,NP},g} + \widehat{\sigma}_{\text{NP},g}^2} \right)_{[0,1]} \xrightarrow{P} \left(\frac{\sigma_{\text{NP},g}^2 - \sigma_{\text{SP,NP},g}}{\sigma_{\text{SP},g}^2 - 2\sigma_{\text{SP,NP},g} + \sigma_{\text{NP},g}^2} \right)_{[0,1]} = w_g.$$

Second, we consider the case $\sigma_{\text{SP},g}^2 - 2\sigma_{\text{SP,NP},g} + \sigma_{\text{NP},g}^2 = 0$. If $\sigma_{\text{NP},g}^2 - \sigma_{\text{SP,NP},g} > 0$, we find $w_g = 1$ and

$$\widehat{w}_g = \left(\frac{\widehat{\sigma}_{\text{NP},g}^2 - \widehat{\sigma}_{\text{SP,NP},g}}{\widehat{\sigma}_{\text{SP},g}^2 - 2\widehat{\sigma}_{\text{SP,NP},g} + \widehat{\sigma}_{\text{NP},g}^2} \right)_{[0,1]} \xrightarrow{P} (\infty)_{[0,1]} = 1 = w_g.$$

On the other hand, if $\sigma_{\text{NP},g}^2 - \sigma_{\text{SP,NP},g} < 0$, we find $w_g = 0$ and

$$\widehat{w}_g = \left(\frac{\widehat{\sigma}_{\text{NP},g}^2 - \widehat{\sigma}_{\text{SP,NP},g}}{\widehat{\sigma}_{\text{SP},g}^2 - 2\widehat{\sigma}_{\text{SP,NP},g} + \widehat{\sigma}_{\text{NP},g}^2} \right)_{[0,1]} \xrightarrow{P} (-\infty)_{[0,1]} = 0 = w_g.$$

Under the above cases, using the Slutsky's theorem, we find the asymptotic distribution of $\sqrt{N}(\widehat{\tau}_W - \tau^*)$ is

$$\begin{aligned} \sqrt{N}(\widehat{\tau}_W - \tau^*) &= \widehat{W}\sqrt{N}(\widehat{\tau}_{\text{SP}} - \tau^*) + (I - \widehat{W})\sqrt{N}(\widehat{\tau}_{\text{NP}} - \tau^*) \\ &\xrightarrow{D} N\left(0, W\Sigma_{\text{SP}}W + 2W\Sigma_{\text{SP,NP}}(I - W) + (I - W)\Sigma_{\text{NP}}(I - W)\right). \end{aligned} \quad (31)$$

This concludes the proof for the above cases.

Lastly, we consider the case $\sigma_{\text{SP},g}^2 - 2\sigma_{\text{SP,NP},g} + \sigma_{\text{NP},g}^2 = 0$ and $\sigma_{\text{NP},g}^2 - \sigma_{\text{SP,NP},g} = 0$, implying $\sigma_{\text{SP},g}^2 = \sigma_{\text{NP},g}^2 = \sigma_{\text{SP,NP},g}$. The asymptotic distribution of $(\widehat{\tau}_{\text{SP},g}, \widehat{\tau}_{\text{NP},g})^\top$ is degenerate and $\sqrt{N}(\widehat{\tau}_{\text{SP},g} - \widehat{\tau}_{\text{NP},g}) \xrightarrow{D} 0$, implying $\sqrt{N}(\widehat{\tau}_{\text{SP}} - \widehat{\tau}_{\text{NP}}) = o_P(1)$. Moreover, any $w_g \in [0, 1]$ is a minimizer of the variance in (30). Therefore, we have

$$\begin{aligned} \sqrt{N}(\widehat{\tau}_W - \tau^*) &= \widehat{W}\sqrt{N}(\widehat{\tau}_{\text{SP}} - \tau^*) + (I - \widehat{W})\sqrt{N}(\widehat{\tau}_{\text{NP}} - \tau^*) \\ &= \underbrace{\widehat{W}}_{o_P(1)} \underbrace{\sqrt{N}(\widehat{\tau}_{\text{SP}} - \widehat{\tau}_{\text{NP}})}_{o_P(1)} + \sqrt{N}(\widehat{\tau}_{\text{NP}} - \tau^*) \xrightarrow{D} N\left(0, \Sigma_{\text{NP}}\right). \end{aligned}$$

Here we find $\Sigma_{\text{NP}} = D\Sigma_{\text{SP}}D + 2D\Sigma_{\text{SP,NP}}(I - D) + (I - D)\Sigma_{\text{NP}}(I - D)$ for any matrix D because of $\Sigma_{\text{SP}} = \Sigma_{\text{SP,NP}} = \Sigma_{\text{NP}}$. Thus, taking $D = W$, we have the same result in (31).

References

- Altonji, J. G., Elder, T. E., and Taber, C. R. (2005). Selection on observed and unobserved variables: Assessing the effectiveness of catholic schools. *Journal of Political Economy*, 113(1):151–184.
- Athey, S. and Imbens, G. (2016). Recursive partitioning for heterogeneous causal effects. *Proceedings of the National Academy of Sciences*, 113(27):7353–7360.
- Athey, S., Tibshirani, J., and Wager, S. (2019). Generalized random forests. *The Annals of Statistics*, 47(2):1148–1178.
- Benkeser, D. and van der Laan, M. (2016). The highly adaptive lasso estimator. In *2016 IEEE International Conference on Data Science and Advanced Analytics (DSAA)*, pages 689–696.
- Bergmeir, C. and Benítez, J. M. (2012). Neural networks in R using the stuttgart neural network simulator: RSNNS. *Journal of Statistical Software*, 46(7):1–26.
- Bickel, P. J., Ritov, Y., and Tsybakov, A. B. (2009). Simultaneous analysis of Lasso and Dantzig selector. *The Annals of Statistics*, 37(4):1705 – 1732.
- Brand, J. E. (2006). The effects of job displacement on job quality: Findings from the wisconsin longitudinal study. *Research in Social Stratification and Mobility*, 24(3):275–298.
- Brand, J. E. and Xie, Y. (2010). Who benefits most from college?: Evidence for negative selection in heterogeneous economic returns to higher education. *American Sociological Review*, 75(2):273–302.
- Cameron, A. C. and Miller, D. L. (2015). A practitioner’s guide to cluster-robust inference. *Journal of Human Resources*, 50(2):317–372.
- Card, D. (1999). The causal effect of education on earnings. *Handbook of labor economics*, 3:1801–1863.
- Chen, T. and Guestrin, C. (2016). Xgboost: A scalable tree boosting system. In *Proceedings of the 22nd ACM SIGKDD International Conference on Knowledge Discovery and Data Mining, KDD ’16*, page 785–794.
- Chen, X. and White, H. (1999). Improved rates and asymptotic normality for nonparametric neural network estimators. *IEEE Transactions on Information Theory*, 45(2):682–691.
- Chernozhukov, V., Chetverikov, D., Demirer, M., Duflo, E., Hansen, C., Newey, W., and Robins, J. (2018). Double/debiased machine learning for treatment and structural parameters. *The Econometrics Journal*, 21(1):C1–C68.

- Chernozhukov, V., Demirer, M., Duflo, E., and Fernandez-Val, I. (2017). Generic machine learning inference on heterogeneous treatment effects in randomized experiments. *Preprint arXiv:1712.04802*. Department of Economics, Massachusetts Institute of Technology, Cambridge.
- Chetty, R., Hendren, N., Jones, M. R., and Porter, S. R. (2019). Race and Economic Opportunity in the United States: an Intergenerational Perspective*. *The Quarterly Journal of Economics*, 135(2):711–783.
- Crump, R. K., Hotz, V. J., Imbens, G. W., and Mitnik, O. A. (2006). Moving the goalposts: Addressing limited overlap in the estimation of average treatment effects by changing the estimand. Working Paper 330, National Bureau of Economic Research.
- Crump, R. K., Hotz, V. J., Imbens, G. W., and Mitnik, O. A. (2009). Dealing with limited overlap in estimation of average treatment effects. *Biometrika*, 96(1):187–199.
- Dorie, V., Hill, J., Shalit, U., Scott, M., and Cervone, D. (2019). Automated versus do-it-yourself methods for causal inference: Lessons learned from a data analysis competition. *Statistical Science*, 34(1):43–68.
- Dunn, O. J. (1958). Estimation of the means of dependent variables. *The Annals of Mathematical Statistics*, 29(4):1095–1111.
- Dynarski, S., Libassi, C., Micheltore, K., and Owen, S. (2018). Closing the gap: The effect of a targeted, tuition-free promise on college choices of high-achieving, low-income students. Technical report, National Bureau of Economic Research.
- Friedman, J., Hastie, T., and Tibshirani, R. (2010). Regularization paths for generalized linear models via coordinate descent. *Journal of Statistical Software*, 33(1):1–22.
- Friedman, J. H. (1991). Multivariate adaptive regression splines. *The Annals of Statistics*, 19(1):1 – 67.
- Friedman, J. H. (2001). Greedy function approximation: A gradient boosting machine. *The Annals of Statistics*, 29(5):1189–1232.
- Gerber, A. S., Huber, G. A., Fang, A. H., and Gooch, A. (2017). The generalizability of social pressure effects on turnout across high-salience electoral contexts: Field experimental evidence from 1.96 million citizens in 17 states. *American Politics Research*, 45(4):533–559.
- Grogger, J., Neal, D., Hanushek, E. A., and Schwab, R. M. (2000). Further evidence on the effects of catholic secondary schooling [with comments]. *Brookings-Wharton Papers on Urban Affairs*, pages 151–201.
- Hahn, J. (1998). On the role of the propensity score in efficient semiparametric estimation of average treatment effects. *Econometrica*, 66(2):315–331.

- Hahn, P. R., Murray, J. S., and Carvalho, C. M. (2020). Bayesian regression tree models for causal inference: Regularization, confounding, and heterogeneous effects (with discussion). *Bayesian Analysis*, 15(3):965–1056.
- Hastie, T. and Tibshirani, R. (1986). Generalized additive models. *Statistical Science*, 1(3):297 – 310.
- Hernán, M. A. and Robins, J. M. (2020). *Causal Inference: What If*. Chapman & Hall/CRC, Boca Raton.
- Hill, J. L. (2011). Bayesian nonparametric modeling for causal inference. *Journal of Computational and Graphical Statistics*, 20(1):217–240.
- Imai, K. and Ratkovic, M. (2013). Estimating treatment effect heterogeneity in randomized program evaluation. *The Annals of Applied Statistics*, 7(1):443–470.
- Imbens, G. W. and Rubin, D. B. (2015). *Causal Inference for Statistics, Social, and Biomedical Sciences: An Introduction*. Cambridge University Press, New York.
- Kooperberg, C. (2020). *polspline: Polynomial Spline Routines*. R package version 1.1.19.
- Künzel, S. R., Sekhon, J. S., Bickel, P. J., and Yu, B. (2019). Meta-learners for estimating heterogeneous treatment effects using machine learning. *Proceedings of the National Academy of Sciences*, 116(10):4156–4165.
- Künzel, S. R., Walter, S. J. S., and Sekhon, J. S. (2018). Causaltoolbox—Estimator stability for heterogeneous treatment effects. *Preprint arXiv:1811.02833*. Department of Statistics, University of California at Berkeley, Berkeley.
- Liang, K.-Y. and Zeger, S. L. (1986). Longitudinal data analysis using generalized linear models. *Biometrika*, 73(1):13–22.
- Nadaraya, E. A. (1964). On estimating regression. *Theory of Probability & Its Applications*, 9(1):141–142.
- Neal, D. (1997). The effects of catholic secondary schooling on educational achievement. *Journal of Labor Economics*, 15(1):98–123.
- Newey, W. K. (1990). Semiparametric efficiency bounds. *Journal of Applied Econometrics*, 5(2):99–135.
- Nie, X. and Wager, S. (2020). Quasi-oracle estimation of heterogeneous treatment effects. *Biometrika*, 108(2):299–319.
- Polley, E. C. and van der Laan, M. J. (2010). Super learner in prediction. *Technical report 200*. Division of Biostatistics, Working Paper Series.

- Robins, J. M. (1994). Correcting for non-compliance in randomized trials using structural nested mean models. *Communications in Statistics - Theory and Methods*, 23(8):2379–2412.
- Robinson, P. M. (1988). Root-n-consistent semiparametric regression. *Econometrica*, 56(4):931–954.
- Rosenbaum, P. R. and Rubin, D. B. (1983). The central role of the propensity score in observational studies for causal effects. *Biometrika*, 70(1):41–55.
- Rubin, D. B. (1976). Inference and missing data. *Biometrika*, 63(3):581–592.
- Rubin, D. B. (1978). Bayesian inference for causal effects: The role of randomization. *The Annals of Statistics*, 6(1):34–58.
- Scharfstein, D. O., Rotnitzky, A., and Robins, J. M. (1999). Adjusting for nonignorable drop-out using semiparametric nonresponse models. *Journal of the American Statistical Association*, 94(448):1096–1120.
- Shalit, U., Johansson, F. D., and Sontag, D. (2017). Estimating individual treatment effect: Generalization bounds and algorithms. In *Proceedings of the 34th International Conference on Machine Learning*, volume 70 of *Proceedings of Machine Learning Research*, pages 3076–3085. JMLR.org.
- Sidak, Z. (1967). Rectangular confidence regions for the means of multivariate normal distributions. *Journal of the American Statistical Association*, 62(318):626–633.
- Su, X., Tsai, C.-L., Wang, H., Nickerson, D. M., and Li, B. (2009). Subgroup analysis via recursive partitioning. *The Journal of Machine Learning Research*, 10:141–158.
- Tibshirani, J., Athey, S., Sverdrup, E., and Wager, S. (2021a). Generalized Random Forests: Cluster-Robust Estimation.
- Tibshirani, J., Athey, S., Sverdrup, E., and Wager, S. (2021b). *grf: Generalized Random Forests*. R package version 2.0.2.
- van der Laan, M. J., Polley, E. C., and Hubbard, A. E. (2007). Super learner. *Statistical Applications in Genetics and Molecular Biology*, 6(1).
- van der Laan, M. J. and Robins, J. M. (2003). *Unified Methods for Censored Longitudinal Data and Causality*. Springer, New York.
- Wager, S. and Athey, S. (2018). Estimation and inference of heterogeneous treatment effects using random forests. *Journal of the American Statistical Association*, 113(523):1228–1242.
- Wager, S. and Walther, G. (2016). Adaptive concentration of regression trees, with application to random forests. Department of Statistics, Stanford University.

- Watson, G. S. (1964). Smooth regression analysis. *Sankhyā: The Indian Journal of Statistics, Series A*, pages 359–372.
- Westfall, P. H. and Young, S. S. (1993). *Resampling-based Multiple Testing: Examples and Methods for p-value Adjustment*, volume 279. John Wiley & Sons, New York.
- Wright, M. N. and Ziegler, A. (2017). ranger: A fast implementation of random forests for high dimensional data in C++ and R. *Journal of Statistical Software*, 77(1):1–17.