

Robustness in Power-law Kinetic Systems with Reactant-determined Interactions

Noel T. Fortun¹, Eduardo R. Mendoza^{1,2,3,4},
Luis F. Razon⁵, and Angelyn R. Lao¹

¹ Mathematics and Statistics Department, De La Salle University, Manila 0922, Philippines

{noel.fortun,angelyn.lao}@dlsu.edu.ph

² Institute of Mathematical Sciences and Physics, University of the Philippines, Los Baños Laguna 4031, Philippines

ermendoza@dcs.upd.edu.ph

³ Max Planck Institute of Biochemistry, Martinsried near Munich, Germany

⁴ Faculty of Physics, Ludwig Maximilian University, Munich 80539, Germany
mendoza@lmu.de

⁵ Chemical Engineering Department, De La Salle University, Manila 0922, Philippines

luis.razon@dlsu.edu.ph

Abstract. Robustness against the presence of environmental disruptions can be observed in many systems of chemical reaction network. However, identifying the underlying components of a system that give rise to robustness is often elusive. The influential work of Shinar and Feinberg established simple yet subtle network-based conditions for absolute concentration robustness (ACR), a phenomena in which a species in a mass-action system has the same concentration for any steady state the network may admit. In this contribution, we extend this result to embrace kinetic systems more general than mass-action systems, namely, power-law kinetic systems with reactant-determined interactions (denoted by “PL-RDK”). In PL-RDK, the kinetic order vectors (which we call “interactions”) of reactions with the same reactant complex are identical. As illustration, we considered a scenario in the pre-industrial state of global carbon cycle. A power-law approximation of the dynamical system of this scenario is found to be dynamically equivalent to an ACR-possessing PL-RDK system.

Keywords: Absolute concentration robustness · Chemical reaction network · Power-law kinetics · Reactant-determined interactions · Carbon cycle model.

1 Introduction

Robustness may be generally defined [8,12,16] as a system-level dynamical property that allows a system to sustain its functions despite changes in internal and external conditions. This feature, in fact, is fundamental and ubiquitous in biological processes, including cellular networks and entire organisms [2,8,12,16].

Sustaining the functionality of a system amidst disruptions often depends on its components [8], yet interestingly, robustness is a phenomena that cannot be understood by looking at the individual components [12].

In a well-cited paper published in *Science*, Shinar and Feinberg [16] presented sufficient structure-based conditions for a chemical reaction network (CRN) to display *absolute concentration robustness* (ACR) on a particular species. If the evolution of a CRN is modelled with ordinary differential equations with mass-action kinetics (MAK), the CRN is said to exhibit ACR for a species if the concentration of that species is the same for any positive steady state the system may admit.

Shinar and Feinberg related the capacity of a CRN to exhibit ACR to a structural index called the *deficiency*. This non-negative parameter has been the center of many powerful results in *Chemical Reaction Network Theory*, a theoretical body of work that associates the structure of a CRN to the dynamical behaviour of the system [9,10]. CRNT employs mathematical methods from graph theory, linear algebra, group theory and the theory of ordinary differential equations. In CRNT, chemical reaction networks are viewed as digraphs whose vertices (called *complexes*) are mapped to non-negative vectors representing compositions of chemical species and whose arcs represent chemical reactions between them. The Shinar-Feinberg Theorem on ACR is stated as follows:

Consider a mass-action system that admits a positive steady state and suppose that the deficiency of the underlying reaction network is one. If there are two nonterminal nodes in the network that differ only in species S , then the system has absolute concentration robustness in S .

Despite the prevalence of MAK in many systems of reaction network, it is still limited since it only holds for elementary reactions in homogeneous and isothermal solutions. Systems such as intracellular environment, for instance, are characterized by molecular crowding for which power-law kinetics (PLK) is preferred than MAK [13]. Savageau [15] and Voit [18,19] highlighted the advantages of using power-law formalism for modelling biochemical systems. In this light, many CRN-based results on PLK systems are established ([6,11,13,17] among others), some of which are extensions or modifications of existing results on MAK systems.

Here, we show that the Shinar-Feinberg Theorem on ACR extends to a class of PLK systems, namely power-law kinetic systems with reactant-determined interactions (denoted by “PL-RDK”). PL-RDK systems are kinetic systems with power-law rate functions whose kinetic order vectors are identical for branching reactions (that is, reactions with the same reactant complex). Since the kinetic orders of the mass-action rate functions are precisely the stoichiometric coefficients of the reactant complex, one can see that MAK is a special case of PL-RDK.

As application, we employ the theorem to a power-law approximation of the ODE system corresponding to a specific scenario in the pre-industrial carbon cycle model developed by Anderies et al. [1]. Specifically, in the pre-industrial

scenario where there are anthropogenic causes that reduce the capacity of terrestrial carbon pool to store carbon, the power-law approximation leads to an ACR-possessing PL-RDK system.

The rest of the paper is organized as follows: Section 2 assembles preliminary concepts in Chemical Reaction Network Theory required in stating and proving the results. Section 3 discusses the extension of the Shinar-Feinberg Theorem on ACR for PL-RDK systems. Section 4 applies the main result obtained from the previous section to a carbon cycle model. In Section 5, we summarize our results and outline some research perspectives.

2 Fundamentals of Chemical Reaction Networks and Kinetic Systems

We recall some fundamental notions about chemical reaction networks (CRNs) and chemical kinetic systems (CKS) assembled in [5,17]. Some concepts introduced by Feinberg in [9,10] are also reviewed.

Notation. We denote the real numbers by \mathbb{R} , the non-negative real numbers by $\mathbb{R}_{\geq 0}$ and the positive real numbers by $\mathbb{R}_{>0}$. Objects in the reaction systems are viewed as members of vector spaces. Suppose \mathcal{I} is a finite index set. By $\mathbb{R}^{\mathcal{I}}$, we mean the usual vector space of real-valued functions indexed by \mathcal{I} . For $x \in \mathbb{R}^{\mathcal{I}}$, the i^{th} coordinate of x is denoted by x_i , where $i \in \mathcal{I}$. The sets $\mathbb{R}_{\geq 0}^{\mathcal{I}}$ and $\mathbb{R}_{>0}^{\mathcal{I}}$ are called the *non-negative* and *positive orthants* of $\mathbb{R}^{\mathcal{I}}$, respectively. Addition, subtraction, and scalar multiplication in $\mathbb{R}^{\mathcal{I}}$ are defined in the usual way. If $x \in \mathbb{R}_{>0}^{\mathcal{I}}$ and $y \in \mathbb{R}^{\mathcal{I}}$, we define $x^y \in \mathbb{R}_{>0}$ by $x^y = \prod_{i \in \mathcal{I}} x_i^{y_i}$. The vector $\log x \in \mathbb{R}^{\mathcal{I}}$, where $x \in \mathbb{R}_{>0}^{\mathcal{I}}$, is given by $(\log x)_i = \log x_i$, for all $i \in \mathcal{I}$. If $x, y \in \mathbb{R}^{\mathcal{I}}$, the standard scalar product $x \cdot y \in \mathbb{R}$ is defined by $x \cdot y = \sum_{i \in \mathcal{I}} x_i y_i$. By the *support* of $x \in \mathbb{R}^{\mathcal{I}}$, denoted by $\text{supp } x$, we mean the subset of \mathcal{I} assigned with non-zero values by x . That is, $\text{supp } x := \{i \in \mathcal{I} | x_i \neq 0\}$.

We formally define CRN as a digraph with vertex-labelling (its stoichiometry).

Definition 1. A *chemical reaction network* is a digraph $(\mathcal{C}, \mathcal{R})$ where each vertex has positive degree and stoichiometry, i.e. there is a finite set \mathcal{S} (whose elements are called **species**) such that \mathcal{C} is a subset of $\mathbb{R}_{\geq 0}^{\mathcal{S}}$. Each vertex is called a **complex** and its coordinates in $\mathbb{R}_{\geq 0}^{\mathcal{S}}$ are called **stoichiometric coefficients**. The arcs are called **reactions**. We denote the number of species with m , the number of complexes with n and the number of reactions with r .

This definition of a CRN is equivalent to the usual definition as a triple $\mathcal{N} = (\mathcal{S}, \mathcal{C}, \mathcal{R})$ in [9] with the requirement $\mathcal{S} = \bigcup \text{supp } y$ for $y \in \mathcal{C}$, i.e., each species appears in at least one complex.

In the reaction $y \rightarrow y'$, we say that y is the **reactant** complex and y' is the **product** complex. Connected components of a CRN are called **linkage**

classes, strongly connected components are called **strong linkage classes**, and strongly connected components without outgoing arcs are called **terminal strong linkage classes**. We denote the number of linkage classes with ℓ , that of the strong linkage classes with $s\ell$, and that of terminal strong linkage classes with t . A complex is called **terminal** if it belongs to a terminal strong linkage class; otherwise, the complex is called **nonterminal**.

With each reaction $y \rightarrow y'$, we associate a **reaction vector** obtained by subtracting the reactant complex y from the product complex y' . The **stoichiometric subspace** S of a CRN is the linear subspace of $\mathbb{R}^{\mathcal{S}}$ defined by

$$S := \text{span} \{y' - y \in \mathbb{R}^{\mathcal{S}} \mid y \rightarrow y' \in \mathcal{R}\}.$$

The **rank** of the CRN, s , is defined as $s = \dim S$.

Many features of CRNs can be examined by working in terms of finite dimensional spaces $\mathbb{R}^{\mathcal{S}}$ (species space), $\mathbb{R}^{\mathcal{C}}$ (complex space), and $\mathbb{R}^{\mathcal{R}}$ (reaction space). Suppose the set $\{\omega_i \in \mathbb{R}^{\mathcal{S}} \mid i \in \mathcal{S}\}$ forms the *standard basis* for $\mathbb{R}^{\mathcal{S}}$ where $\mathcal{S} = \mathcal{S}, \mathcal{C}$ or \mathcal{R} . We now recall four maps relevant in the study of CRNs: map of complexes, incidence map, stoichiometric map and Laplacian map.

Definition 2. Let $\mathcal{N} = (\mathcal{S}, \mathcal{C}, \mathcal{R})$ be a CRN. The **map of complexes** $Y : \mathbb{R}^{\mathcal{C}} \rightarrow \mathbb{R}^{\mathcal{S}}$ maps the basis vector ω_y to the complex $y \in \mathcal{C}$. The **incidence map** $I_a : \mathbb{R}^{\mathcal{R}} \rightarrow \mathbb{R}^{\mathcal{C}}$ is the linear map defined by mapping for each reaction $r : y \rightarrow y' \in \mathcal{R}$, the basis vector ω_r to the vector $\omega_{y'} - \omega_y \in \mathbb{R}^{\mathcal{C}}$. The **stoichiometric map** $N : \mathbb{R}^{\mathcal{R}} \rightarrow \mathbb{R}^{\mathcal{S}}$ is defined as $N = Y \circ I_a$. The linear transformation $A_k : \mathbb{R}^{\mathcal{C}} \rightarrow \mathbb{R}^{\mathcal{C}}$ called **Laplacian map** is the mapping defined by

$$A_k x := \sum_{y \rightarrow y' \in \mathcal{R}} k_{y \rightarrow y'} x_y (\omega_{y'} - \omega_y),$$

where x_y refers to the y^{th} component of $x \in \mathbb{R}^{\mathcal{C}}$ relative to the standard basis.

The following result, named as the STLK by Arceo et al. in [5], is crucial in deriving important results in CRNT [9,10].

Proposition 1 (Structure Theorem of the Laplacian Kernel (STLK), Prop. 4.1 [9]). Let $\mathcal{N} = (\mathcal{S}, \mathcal{C}, \mathcal{R})$ be a CRN with terminal strong linkage classes $\mathcal{C}^1, \mathcal{C}^2, \dots, \mathcal{C}^t$. Let $k \in \mathbb{R}_{>0}$ and A_k its associated Laplacian. Then $\text{Ker } A_k$ has a basis b^1, b^2, \dots, b^t such that $\text{supp } y^i = \mathcal{C}^i$ for all $i = 1, 2, \dots, t$.

A non-negative integer, called the deficiency, can be associated to each CRN. The **deficiency** of a CRN, denoted by δ , is the integer defined by $\delta = n - \ell - s$. This index has been the center of many studies in CRNT due to its relevance in the dynamic behaviour of the system. In [9], Feinberg provided a geometric interpretation of deficiency: $\delta = \dim(\text{Ker } Y \cap \text{Im } I_a)$. From this fact and the STLK, the following result follows.

Corollary 1. Let $\mathcal{N} = (\mathcal{S}, \mathcal{C}, \mathcal{R})$ be a CRN with deficiency δ and t terminal strong linkage classes. Then for each $k \in \mathbb{R}_{>0}$,

$$\dim(\text{Ker } Y A_k) \leq \delta + t.$$

By *kinetics* of a CRN, we mean the assignment of a rate function to each reaction in the CRN. It is defined formally as follows.

Definition 3. A *kinetics* of a CRN $\mathcal{N} = (\mathcal{S}, \mathcal{C}, \mathcal{R})$ is an assignment of a rate function $K_j : \Omega_K \rightarrow \mathbb{R}_{\geq 0}$ to each reaction $j \in \mathcal{R}$, where Ω_K is a set such that $\mathbb{R}_{>0}^{\mathcal{S}} \subseteq \Omega_K \subseteq \mathbb{R}_{\geq 0}^{\mathcal{S}}$, $c \wedge d \in \Omega_K$ whenever $c, d \in \Omega_K$, and

$$K_j(c) \geq 0, \quad \text{for all } c \in \Omega_K.$$

A kinetics for a network \mathcal{N} is denoted by $K = [K_1, K_2, \dots, K_r]^\top : \Omega_K \rightarrow \mathbb{R}_{\geq 0}^{\mathcal{R}}$. The pair (\mathcal{N}, K) is called the **chemical kinetic system (CKS)**.

The above definition is adopted from [20]. It is expressed in a more general context than what one typically finds in CRNT literature. For power-law kinetic systems, one sets $\Omega_K = \mathbb{R}_{>0}^{\mathcal{S}}$. Here, we focus on the kind of kinetics relevant to our context:

Definition 4. A *chemical kinetics* is a kinetics K satisfying the positivity condition:

For each reaction $j : y \rightarrow y' \in \mathcal{R}$, $K_j(c) > 0$ if and only if $\text{supp } y \subset \text{supp } c$.

Once a kinetics is associated with a CRN, we can determine the rate at which the concentration of each species evolves at composition $c \in \mathbb{R}_{>0}^{\mathcal{S}}$.

Definition 5. The *species formation rate function (SFRF)* of a chemical kinetic system (CKS) is the vector field

$$f(c) = NK(c) = \sum_{y \rightarrow y'} K_{y \rightarrow y'}(c)(y' - y).$$

The equation $dc/dt = f(c)$ is the **ODE or dynamical system** of the CKS. A **positive equilibrium or steady state** c^* is an element of $\mathbb{R}_{>0}^{\mathcal{S}}$ for which $f(c^*) = 0$. The set of positive equilibria of a chemical kinetic system is denoted by $E_+(\mathcal{N}, K)$.

Power-law kinetics is defined by an $r \times m$ matrix $F = [F_{ij}]$, called the **kinetic order matrix**, and vector $k \in \mathbb{R}^{\mathcal{R}}$, called the **rate vector**.

Definition 6. A kinetics $K : \mathbb{R}_{>0}^{\mathcal{S}} \rightarrow \mathbb{R}^{\mathcal{R}}$ is a **power-law kinetics (PLK)** if

$$K_i(x) = k_i x^{F_i} \quad \forall i = 1, \dots, r$$

with $k_i \in \mathbb{R}_{>0}$ and $F_{ij} \in \mathbb{R}$. A PLK system has **reactant-determined kinetics** (of type **PL-RDK**) if for any two reactions i, j with identical reactant complexes, the corresponding rows of kinetic orders in F are identical, i.e., $F_{ik} = F_{jk}$ for $k = 1, \dots, m$.

An example of PL-RDK is the well-known **mass-action kinetics** (MAK), where the kinetic order matrix is the transpose of the matrix representation of the map of complexes Y [9]. That is, a kinetics is a MAK if

$$K_i(c) = k_i x^{Y_{\cdot,i}} \quad \text{for all } i \rightarrow j \in \mathcal{R}$$

where $k_i \in \mathbb{R}_{>0}$, called rate constants. Note that $Y_{\cdot,i}$ pertains to the stoichiometric coefficients of a reactant complex $i \in \mathcal{C}$.

Remark 1. In [5], Arceo et al. discussed several sets of kinetics of a network and drew a “kinetic landscape”. They identified two main sets: the complex factorizable (CF) kinetics and its complement, the non-complex factorizable (NF) kinetics. CF kinetics generalize the key structural property of MAK – that is, the species formation rate function decomposes as

$$\frac{dx}{dt} = Y \circ A_k \circ \Psi_k,$$

where Y is the map of complexes, A_k is the Laplacian map, and $\Psi_k : \mathbb{R}^{\mathcal{S}} \rightarrow \mathbb{R}^{\mathcal{C}}$ is the analogue of MAK’s monomial map. In the set of power-law kinetics, PL-RDK is the subset of CF kinetics.

We recall the definition of the $m \times n$ matrix \tilde{Y} from the work of Müller and Regensburger [13,14]: For a reactant complex, the column of \tilde{Y} is the transpose of the kinetic order matrix row of the complex’s reaction, otherwise (i.e., for non-reactant complexes), the column is 0. We form the **T-matrix** of a PL-RDK system by truncating away the columns of the non-reactant complexes in \tilde{Y} , obtaining an $m \times n_r$ matrix, where n_r denotes the number of reactant complexes [17].

3 Absolute Concentration Robustness in PL-RDK Systems

To illustrate absolute concentration robustness, we consider the following toy model:



The map depicts a biochemical system involving transfer of material from two pools: X_2 to X_1 and X_1 to X_2 , but with X_2 regulating the second process. Suppose the system evolves according to the following set of ODEs:

$$\begin{aligned} \dot{X}_1 &= k_1 X_2^{0.8} - k_2 X_1^{0.5} X_2^{0.8} \\ \dot{X}_2 &= -k_1 X_2^{0.8} + k_2 X_1^{0.5} X_2^{0.8} \end{aligned} \quad (2)$$

The positive equilibrium of the system is attained when

$$\begin{aligned} X_1 &= \left(\frac{k_1}{k_2} \right)^2, \\ X_2 &= \Gamma - \left(\frac{k_1}{k_2} \right)^2, \end{aligned} \quad (3)$$

where Γ is the conserved total concentration. Equation (3) indicates that whenever $\Gamma > (k_1/k_2)^2$, a positive steady state exists. Furthermore, since X_1 has the same value in any steady state, the system exhibits ACR in X_1 .

We define absolute concentration robustness in PL-RDK systems as follows:

Definition 7. A PL-RDK system (\mathcal{N}, K) has **absolute concentration robustness (ACR) in species $X \in \mathcal{S}$** if there exists $c^* \in E_+(\mathcal{N}, K)$ and for every other $c^{**} \in E_+(\mathcal{N}, K)$, we have $c_X^{**} = c_X^*$.

The following proposition adapts Theorem S3.15 found in supplementary online material of the paper of Shinar and Feinberg [16] to deal with PL-RDK systems.

Proposition 2. Let $\mathcal{N} = (\mathcal{S}, \mathcal{C}, \mathcal{R})$ be a deficiency-one CRN. Suppose that (\mathcal{N}, K) is a PL-RDK system which admits a positive equilibrium c^* . If $y, y' \in \mathcal{C}$ are nonterminal complexes, then each positive equilibrium c^{**} of the system satisfies the equation

$$(T_{\cdot, y} - T_{\cdot, y'}) \cdot \log \left(\frac{c^{**}}{c^*} \right) = 0. \quad (4)$$

We largely reproduce the proof of Shinar and Feinberg in the said supplementary material of their paper. Since in their proof, the sums are often taken over all complexes, we use the notation of Müller and Regensburger in [13,14]:

$$\tilde{Y} = [T \mid 0],$$

adjoining $n - n_r$ zero columns for the non-reactant complexes, where n_r denotes the number of reactant complexes. Furthermore, we write \tilde{y} for $\tilde{Y}_{\cdot, y}$.

Proof. Assume that c^* is a positive steady state of the PL-RDK system (\mathcal{N}, K) . That is,

$$\sum_{y \rightarrow y' \in \mathcal{R}} k_{y \rightarrow y'}(c^*)^{\tilde{y}}(y' - y) = 0. \quad (5)$$

For each $y \rightarrow y' \in \mathcal{R}$, define the positive number $\kappa_{y \rightarrow y'}$ by

$$\kappa_{y \rightarrow y'} := k_{y \rightarrow y'}(c^*)^{\tilde{y}}(y' - y). \quad (6)$$

Thus, we obtain

$$\sum_{y \rightarrow y' \in \mathcal{R}} \kappa_{y \rightarrow y'}(y' - y) = 0. \quad (7)$$

Suppose that c^{**} is also a positive equilibrium of the system. Hence,

$$\sum_{y \rightarrow y' \in \mathcal{R}} k_{y \rightarrow y'}(c^{**})^{\tilde{y}}(y' - y) = 0. \quad (8)$$

Define

$$\mu := \log c^{**} - \log c^*. \quad (9)$$

With $\kappa \in \mathbb{R}_{>0}^{\mathcal{R}}$ given by Equation (6) and μ given by Equation (9), it follows from Equation (8) that

$$\sum_{y \rightarrow y' \in \mathcal{R}} \kappa_{y \rightarrow y'} e^{\tilde{y} \cdot \mu} (y' - y) = 0. \quad (10)$$

Let $\mathbf{1}^{\mathcal{C}} \in \mathbb{R}^{\mathcal{C}}$ such that

$$\mathbf{1}^{\mathcal{C}} = \sum_{y \in \mathcal{C}} \omega_y.$$

Observe that Equations (7) and (10) can be respectively written as

$$YA_{\kappa} \mathbf{1}^{\mathcal{C}} = 0, \text{ and } YA_{\kappa} \left(\sum_{y \in \mathcal{C}} e^{\tilde{y} \cdot \mu} \omega_y \right) = 0.$$

Equivalently,

$$\mathbf{1}^{\mathcal{C}} \in \text{Ker } YA_{\kappa}, \text{ and} \quad (11)$$

$$\sum_{y \in \mathcal{C}} e^{\tilde{y} \cdot \mu} \omega_y \in \text{Ker } YA_{\kappa}. \quad (12)$$

Therefore, c^* and c^{**} are positive equilibria of the PL-RDK system (\mathcal{N}, K) if and only if Equations (11) and (12) hold. From Corollary 1, we have

$$\dim(\text{Ker } YA_{\kappa}) \leq 1 + t. \quad (13)$$

for the CRN under consideration. Let $\{b^1, b^2, \dots, b^t\} \subset \mathbb{R}_{\geq 0}^{\mathcal{C}}$ be a basis for $\text{Ker } A_{\kappa}$ as in Proposition 1 (STLK). Since $\text{Ker } A_{\kappa} \subseteq \text{Ker } YA_{\kappa}$, this basis of $\text{Ker } A_{\kappa}$ can be extended to form a basis of $\text{Ker } YA_{\kappa}$. Recall from Equation (11) that $\mathbf{1}^{\mathcal{C}}$ is in $\text{Ker } YA_{\kappa}$. We assert that the set $\{\mathbf{1}^{\mathcal{C}}, b^1, b^2, \dots, b^t\}$ is a basis for $\text{Ker } YA_{\kappa}$ (and hence, equality holds in Equation (13)). This follows if

$$\mathbf{1}^{\mathcal{C}} \notin \text{Span } \{b^1, b^2, \dots, b^t\}. \quad (14)$$

From Proposition 1, every element of $\text{Ker } A_{\kappa}$ must have its support contained entirely in the set of terminal complexes. However, the support of $\mathbf{1}^{\mathcal{C}}$ consists of all complexes. By assumption, there are nonterminal complexes and hence, $\mathbf{1}^{\mathcal{C}}$ cannot lie in $\text{Ker } A_{\kappa}$ (i.e., Equation (14) holds).

From Equation (12), there exist scalars $\lambda_0, \lambda_1, \dots, \lambda_t$ such that

$$\sum_{y \in \mathcal{C}} e^{\tilde{y} \cdot \mu} \omega_y = \lambda_0 \mathbf{1}^{\mathcal{C}} + \sum_{i=1}^t \lambda_i b^i. \quad (15)$$

Observe that each vector b^i , $i = 0, 1, \dots, t$, has its support entirely on terminal complexes. This fact, along with Equation (15), implies that for each pair of nonterminal complexes $y \in \mathcal{C}$ and $y' \in \mathcal{C}$, we have

$$\tilde{y} \cdot \mu = \tilde{y}' \cdot \mu. \quad (16)$$

Since y and y' are nonterminal, they are reactant complexes. Hence, Equation (16) may be written as

$$T_{\cdot, y} \cdot \mu = T_{\cdot, y'} \cdot \mu, \quad (17)$$

which is equivalent to Equation (4) in Theorem 2.

The extension of the Shinar-Feinberg Theorem on ACR to PL-RDK systems is stated as follows.

Theorem 1. *Let $\mathcal{N} = (\mathcal{S}, \mathcal{C}, \mathcal{R})$ be a deficiency-one CRN and suppose that (\mathcal{N}, K) is a PL-RDK system which admits a positive equilibrium. If $y, y' \in \mathcal{C}$ are nonterminal complexes whose interactions differ only in species X , then the system has ACR in X .*

By *interactions*, we refer to the associated kinetic order vectors of the complexes.

Proof. Suppose c^* and c^{**} are positive equilibria of the PL-RDK system (\mathcal{N}, K) . Observe that since $y, y' \in \mathcal{C}$ are nonterminal complexes whose interactions differ only in species X , we have

$$T_{\cdot, y} - T_{\cdot, y'} = kX$$

for some positive integer k . Thus Equation (4) reduces to

$$k(\log c_X^* - \log c_X^{**}) = 0.$$

It follows that


$$c_X^* = c_X^{**}.$$

That is, the system has ACR in species X .

The ODE system in Equation (2) can be translated into a dynamically equivalent CRN with associated kinetic order matrix by employing the notion of **total CRN representation of Generalized Mass Action (GMA) systems**, proposed by Arceo et al. [5]. GMA system is a canonical framework used in Biochemical Systems Theory (BST) wherein every mass transfer rate is approximated separately with a power-law term, and these terms are added together, with a plus sign for incoming fluxes and a minus sign for outgoing fluxes [18,19].

For BST-related concepts, the reader may refer to the BST tutorial in the Appendix of Arceo et al. [3].

The total CRN representation of a GMA system allows for the CRN-based analysis of the dynamical system. Viewed as a GMA system, the set of ODEs in (2) has the following total CRN representation:



with associated kinetic order matrix F given by

$$F = \begin{matrix} & \begin{matrix} X_1 & X_2 \end{matrix} \\ \begin{matrix} R_1 \\ R_2 \end{matrix} & \begin{bmatrix} 0 & 0.8 \\ 0.5 & 0.8 \end{bmatrix} \end{matrix}.$$

The CRN in (18) is a deficiency-one network with nonterminal complexes $X_1 + X_2$ and X_2 whose interactions (or kinetic order vectors) differ only in X_1 . The previous theorem indicates ACR in X_1 , which agrees with the computation in (3).

The following simple proposition provides some examples for the ACR theorem for PL-RDK systems. As preparation, we recall some notions from [4,17] which are used in the result. A power-law kinetics is said to be **reactant set linear independent** (of type **PL-RLK**) if the columns of T are linearly independent. We also recall the **reactant matrix** Y_{res} , which is obtained from the matrix representation of Y by removing the columns corresponding to non-reactant complexes. Its image $\text{Im } Y_{\text{res}}$ is called the **reactant subspace** R , whose dimension q is called the **reactant rank** of the CRN. The **reactant deficiency** δ_ρ is the difference between the number of reactant complexes n_r and the reactant rank q .

Proposition 3. *Let $(\mathcal{S}, \mathcal{C}, \mathcal{R})$ be a deficiency-one reaction network, which with PL-RDK admits a positive equilibrium. Suppose the network has zero reactant deficiency, two nonterminal complexes $y, y' \in \mathcal{C}$ differing only in X and the map*

$$\tilde{y} := TY_{\text{res}}^{-1} : R \rightarrow \text{Im } T$$

is given by

$$\tilde{y}(x_1, x_2, \dots, x_m) = (a_1 x_1, a_2 x_2, \dots, a_m x_m), \quad a_i \neq 0.$$

Then the system is PL-RLK and has ACR in X .

Proof. Since \tilde{y} is an isomorphism, $T = \tilde{y}Y_{\text{res}}$ is also an isomorphism. This implies that the system is PL-RLK. The interaction difference is $(0, \dots, ka_X, \dots, 0)$ so that the ACR Theorem's condition is fulfilled.

4 Application to a Carbon Cycle Model

The pre-industrial carbon cycle model of Anderies et al. [1] is a simple mass balance which involves three interacting carbon pools: land, atmosphere and ocean. In our previous work [11], we reviewed the model's design and underlying assumptions and described the parameters and ODEs present in the pre-industrial state of the carbon cycle model. We also approximated all rate processes by products of power-law functions in order to obtain a GMA system approximation of the original system. The resulting ODEs of the approximation is given in (19):

$$\left. \begin{aligned} \dot{A}_1 &= k_1 A_1^{p_1} A_2^{q_1} - k_2 A_1^{p_2} A_2^{q_2} \\ \dot{A}_2 &= k_2 A_1^{p_2} A_2^{q_2} - k_1 A_1^{p_1} A_2^{q_1} - a_m A_2 + a_m \beta A_3 \\ \dot{A}_3 &= a_m A_2 - a_m \beta A_3, \end{aligned} \right\}. \quad (19)$$

Pictorially, the GMA system can be depicted using a biochemical map. The map consists of nodes that represent carbon pools, solid arrows that indicate transfer of carbon, and dashed arrows that indicate if a pool affects or modulates a process. Figure 1 presents the biochemical map of the model of interest.

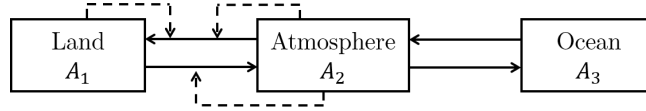



Fig. 1. Biochemical map of the pre-industrial carbon cycle model of Anderies et al. [1]

In [11], we also obtained (using total CRN representation of [5]) the following deficiency-one CRN representation for the model:



Its associated kinetic order matrix is the transpose of the following T -matrix:

$$T = \begin{bmatrix} A_1 + 2A_2 & A_1 + A_2 & A_2 & A_3 \\ p_1 & p_2 & 0 & 0 \\ q_1 & q_2 & 1 & 0 \\ 0 & 0 & 0 & 1 \end{bmatrix} \begin{matrix} A_1 \\ A_2 \\ A_3 \end{matrix}. \quad (21)$$

In the Appendix, it is shown that there is a scenario in the pre-industrial state leading to a GMA system approximation such that the interaction of the nonterminal vertices $A_1 + 2A_2$ and $A_1 + A_2$ differ only in A_2 ; that is, $p_1 - p_2 = 0$ and $q_1 - q_2 \neq 0$. In particular, this occurs when the human terrestrial carbon

off-take term (which accounts for human activities that reduce the capacity of terrestrial pool to capture carbon such deforestation and land-use change) vanishes. Assuming the existence of a steady state, the Shinar-Feinberg Theorem for PL-RDK indicates that the system has ACR in A_2 . In fact, when $p_1 = p_2$, steady state computation of the system in (19) yields the following equilibria set for the system:

$$E_+(\mathcal{N}, K) = \left\{ \begin{bmatrix} A_1 \\ A_2 \\ A_3 \end{bmatrix} \in \mathbb{R}_{>0}^3 \mid \begin{array}{l} A_2 = \left(\frac{k_2}{k_1} \right)^{\frac{1}{q_1 - q_2}}, \\ A_3 = \frac{1}{\beta} \left(\frac{k_2}{k_1} \right)^{\frac{1}{q_1 - q_2}}, \text{ and} \\ A_1 = A_0 - \left(1 + \frac{1}{\beta} \right) \left(\frac{k_2}{k_1} \right)^{\frac{1}{q_1 - q_2}} \end{array} \right\},$$

where A_0 = total (conserved) carbon at pre-industrial state.

5 Conclusion and Outlook

In conclusion, we summarize our results and outline some perspectives for further research.

1. We modified the Shinar-Feinberg Theorem on mass-action system to embrace PL-RDK systems, a kinetic system more general than mass-action systems.
2. The theorem is applied to a power-law approximation of Anderies et al.'s Earth's carbon cycle in its pre-industrial state. Accordingly, there is a scenario in the pre-industrial state that yields a power-law approximation where there is ACR in the atmospheric carbon pool. Specifically, when the human off-take coefficient, which accounts for human activities that reduce the capacity of terrestrial pool to sequester carbon, vanishes, the power-law approximation leads to an ACR-possessing PL-RDK system.
3. The investigation of other forms of "concentration robustness" identified by Dexter et al. [7] for PL-RDK systems offers a further interesting research perspective.
4. The extension of the stochastic analysis of CRNs with ACR of Anderson et al. [2] for PL-RDK systems is another promising area for further investigation.

Acknowledgements

NTF acknowledges the support of the Department of Science and Technology-Science Education Institute (DOST-SEI), Philippines through the ASTHRDP Scholarship grant and Career Incentive Program (CIP). ARL and LFR held research fellowships from De La Salle University and would like to acknowledge the support of De La Salle University's Research Coordination Office.

References

1. Anderies, J., Carpenter, S., Steffen, W., Rockström, J.: The topology of non-linear global carbon dynamics: from tipping points to planetary boundaries. *Environmental Research Letters* **8**(4), 044–048 (2013)
2. Anderson, D.F., Enciso, G.A., Johnston, M.D.: Stochastic analysis of biochemical reaction networks with absolute concentration robustness. *J R Soc Interface* **11**(93) (2014)
3. Arceo, C.P.P., Jose, E.C., Lao, A., Mendoza, E.R.: Reaction networks and kinetics of biochemical systems. *Mathematical biosciences* **283**, 13–29 (2017)
4. Arceo, C.P.P., Jose, E.C., Lao, A., Mendoza, E.R.: Reactant subspaces and kinetics of chemical reaction networks. *Journal of Mathematical Chemistry* **56**(2), 395–422 (2018)
5. Arceo, C.P.P., Jose, E.C., Marín-Sanguino, A., Mendoza, E.R.: Chemical reaction network approaches to biochemical systems theory. *Mathematical Biosciences* **269**, 135–52 (2015)
6. Cortez, M.J., Nazareno, A., Mendoza, E.: A computational approach to linear conjugacy in a class of power law kinetic systems. *Journal of Mathematical Chemistry* **56**(2), 336–357 (2018)
7. Dexter, J.P., Dasgupta, T., Gunawardena, J.: Invariants reveal multiple forms of robustness in bifunctional enzyme systems. *Integr. Biol.* **7**, 883–894 (2015)
8. Eloundou-Mbebi, J.M., Küken, A., Omranian, N., Kleessen, S., Neigenfind, J., Basler, G., Nikoloski, Z.: A network property necessary for concentration robustness. *Nature communications* **7**, 13255 (2016)
9. Feinberg, M.: Lectures on chemical reaction networks. notes of lectures given at the mathematics research center of the university of wisconsin (1979)
10. Feinberg, M.: The existence and uniqueness of steady states for a class of chemical reaction networks. *Arch. Ration. Mech. Anal.* **132**, 311–370 (1995)
11. Fortun, N., Lao, A., Razon, L., Mendoza, E.: A deficiency-one algorithm for a power-law kinetics with reactant determined interactions. *Journal of Mathematical Chemistry* **56**(10), 2929–2962 (2018)
12. Kitano, H.: Biological robustness. *Nature Reviews Genetics* **5**(11), 826–837 (2004)
13. Müller, S., Regensburger, G.: Generalized mass action systems: Complex balancing equilibria and sign vectors of the stoichiometric and kinetic-order subspaces. *SIAM Journal of Applied Mathematics* **72**, 1926–1947 (2012)
14. Müller, S., Regensburger, G.: Generalized mass-action systems and positive solutions of polynomial equations with real and symbolic exponents (invited talk). In: *Proceedings of the International Workshop on Computer Algebra in Scientific Computing(CASC)* (2014)
15. Savageau, M.A.: Biochemical systems analysis: I. some mathematical properties of the rate law for the component enzymatic reactions. *American Journal of Science* **25**(3), 365–369 (1969)
16. Shinar, G., Feinberg, M.: Structural sources of robustness in biochemical reaction networks. *Science* **327**(5971), 1389–1391 (2010)
17. Talabis, D.A.S.J., Arceo, C.P.P., Mendoza, E.R.: Positive equilibria of a class of power-law kinetics. *Journal of Mathematical Chemistry* **56**(2), 358–394 (2018)
18. Voit, E.: *Computational analysis of biochemical systems: a practical guide for biochemists and molecular biologists*. Cambridge University Press (2000)
19. Voit, E.: Biochemical systems theory: A review. *ISRN Biomathematics* **2013**, 1–53 (2013)

20. Wiuf, C., Feliu, E.: Power-law kinetics and determinant criteria for the preclusion of multistationarity in networks of interacting species. *SIAM J. Applied Dynamical Systems* **12**, 1685–1721 (2013)

A Pre-industrial Carbon Cycle Model of Anderies et al.

The complete set of ODEs for the pre-industrial state is given by

$$\left. \begin{aligned} \dot{A}_1 &= r_{tc}[P(t) - R(t)]A_1 \left[1 - \frac{A_1}{k}\right] - \alpha A_1 \\ \dot{A}_2 &= r_{tc}[R(t) - P(t)]A_1 \left[1 - \frac{A_1}{k}\right] + \alpha A_1 - a_m A_2 + a_m \beta A_3 \\ \dot{A}_3 &= a_m A_2 - a_m \beta A_3. \end{aligned} \right\} \quad (22)$$

where

$$\begin{aligned} P(t) &= a_f A_2(t)^{b_f} \cdot \left[a_p \cdot (a_T A_2(t) + b_T)^{b_p} \cdot e^{-c_p \cdot (a_T A_2(t) + b_T)} \right] \\ R(t) &= \left[a_r \cdot (a_T A_2(t) + b_T)^{b_r} \cdot e^{-c_r \cdot (a_T A_2(t) + b_T)} \right]. \end{aligned}$$

For the description of the parameters, the reader is referred to [1] and the Appendix of [11]. The parameter values are identical to the values used in [11] but with $\alpha = 0$. This particular parameter is assigned as the human terrestrial carbon off-take rate. It is associated to human activities such as clearing, burning or farming, which reduce the capacity of land to capture carbon.

A power-law approximation of the ODE system at an operating point is obtained to generate a Generalized Mass Action (GMA) System [18,19]. Mathematically, GMA system approximation is equivalent to Taylor approximation up to the linear term in logarithmic space. The function $V(X_1, X_2, \dots, X_m)$ can be approximated by $V = \alpha X_1^{p_1} X_2^{p_2} \dots X_m^{p_m}$ at an operating point where

$$p_i = \frac{\partial V}{\partial X_i} \cdot \frac{X_i}{V} \text{ and } \alpha = V(X_1, X_2, \dots, X_m) X_1^{-p_1} X_2^{-p_2} \dots X_m^{-p_m}. \quad (23)$$

Table 1 presents the four carbon fluxes present in the pre-industrial state of the Anderies et al. model, and their corresponding rate functions. Furthermore, the last column lists their respective target power-law approximation. The last two functions, $a_m A_2$ and $a_m \beta A_3$, are already in the desired format and are thus, kept as is. To compute for the kinetic orders (and rate constants), we apply (23). By taking the parameter values used in [11] but with $\alpha = 0$, and assuming the initial values to be $A_1 = 2850/4500$, $A_2 = 750/4500$ and $A_3 = 900/4500$ (as in [1]), the ODE system in (22) reaches the following steady state: $A_1 = 0.7$, $A_2 = 0.15$ and $A_3 = 0.15$.

The algebraic calculations are implemented in Mathematica, with codes shown in Figure 2. When $\alpha = 0$ (i.e., the human off-take term vanishes),

$$p_1 = p_2 = \frac{2A_1 - k}{A_1 - k}.$$

Carbon Flux Function		Power-law approx.
$A_2 \rightarrow A_1$	$K_1 = r_{tc}P(t)A_1 \left[1 - \frac{A_1}{k}\right]$	$k_1 A_1^{p_1} A_2^{q_1}$
$A_1 \rightarrow A_2$	$K_2 = r_{tc}R(t)A_1 \left[1 - \frac{A_1}{k}\right] + \alpha A_1$	$k_2 A_1^{p_2} A_2^{q_2}$
$A_2 \rightarrow A_3$	$K_3 = a_m A_2$	$a_m A_2$
$A_3 \rightarrow A_2$	$K_4 = a_m \beta A_3$	$a_m \beta A_3$

Table 1. Power-law approximation of the process rates.

For the power-law approximation, we choose values close to the equilibrium point as operating point: $A_1 = 0.69$, $A_2 = 0.155$ and $A_3 = 0.155$. Consequently, we obtain

$$\begin{aligned} p_1 &= -68, & p_2 &= -68, \\ q_1 &= 0.580148, & q_2 &= 0.910864. \end{aligned} \quad (24)$$

```

G = af * A2^bf ;
T = aT * A2 + bT;
R = ar * T^br * Exp[-cr * T] ;
P = G * ap * T^bp * Exp[-cp * T] ;
H = a * A1 ;
K1 = rt * P * A1 * (1 - (A1 / k)) ;
K2 = rt * R * A1 * (1 - (A1 / k)) ;
K3 = am * A2 ;
K4 = am * B * A3 ;

p1 = Simplify[D[K1, A1] * (A1 / K1)]
q1 = Simplify[D[K1, A2] * (A2 / K1)]
k1 = K1 / ((A1^p1) * (A2^q1)) ;

2 A1 - k
A1 - k

bf bT - A2^2 aT^2 cp + A2 aT (bf + bp - bT cp)
A2 aT + bT

p2 = Simplify[D[K2, A1] * (A1 / K2)]
q2 = Simplify[D[K2, A2] * (A2 / K2)]
k2 = K2 / ((A1^p2) * (A2^q2)) ;

2 A1 - k
A1 - k

A2 aT (-br + (A2 aT + bT) cr)
A2 aT + bT

```

Fig. 2. Mathematica codes.