

EFFECTS OF CORNERS IN SURFACE SUPERCONDUCTIVITY

MICHELE CORREGGI AND EMANUELA L. GIACOMELLI

ABSTRACT. We study the Ginzburg-Landau functional describing an extreme type-II superconductor wire with cross section with finitely many corners at the boundary. We derive the ground state energy asymptotics up to $o(1)$ errors in the surface superconductivity regime, i.e., between the second and third critical fields. We show that, compared to the case of smooth domains, each corner provides an additional contribution of order $\mathcal{O}(1)$ depending on the corner opening angle. The corner energy is in turn obtained from an implicit model problem in an infinite wedge-like domain with fixed magnetic field. We also prove that such an auxiliary problem is well-posed and its ground state energy bounded and, finally, state a conjecture about its explicit dependence on the opening angle of the sector.

CONTENTS

1. Introduction	1
2. Main Results	11
3. Corner Effective Problems	19
4. Proof of the Energy Lower Bound	44
5. Other Proofs	53
Appendix A. One-dimensional Effective Energies	57
Appendix B. Technical Estimates	63
Appendix C. Local Energy Estimates	71
References	74

1. INTRODUCTION

The phenomenon of conventional superconductivity (see, e.g., [Tin] for a review of the physics of superconductors) is nowadays very well understood at the microscopic level thanks to the Bardeen-Cooper-Schrieffer (BCS) theory [BCS]: a collective behavior of the current carriers in the material is responsible for a sudden drop of the resistivity below a certain critical temperature. It is however astonishing how a phenomenological model as the Ginzburg-Landau (GL) theory [GL] is capable of predicting most of the key equilibrium features of the phenomenon, in particular concerning the response of the superconducting material to an external field. When it was introduced in the '50s, indeed, the GL model was motivated only from purely phenomenological considerations. Only later it was shown that the GL theory emerges as an effective macroscopic model from the BCS theory suitably close to the critical temperature [Gor, FHSS, FL].

The interplay between superconductivity and strong magnetic fields is known to generate a very reach variety of physical phenomena since the pioneering works of Abrikosov

[Ab] and St. James and De Gennes [SJdG] in the late '50s/early '60s, who predicted the occurrence of the famous vortex lattice and of surface superconductivity, respectively, working only in the framework of the GL theory. In extreme synthesis, the response of a type-II superconducting material to the external magnetic field can vary from a perfect repulsion of the field (*Meissner effect*), for small fields, to a complete loss of superconductivity, for sufficiently strong ones. In between, several different phases of the material can be observed, ranging from various kinds of vortex states to configurations where the superconduction gets restricted to boundary regions. The physics of type-I materials is on the opposite much simpler and a first order transition from superconductor to normal metal is observed. Each of the phase transitions occurring for type-II superconductors can be associated to a *critical magnetic field* marking the threshold for the transition: the three major critical fields are

- the *first critical field*, which separates the Meissner behavior, i.e., when the magnetic field inside the material is zero and superconductivity is unaffected, from states where the penetration of the field has occurred at least at isolated points (*vortices*), where superconductivity is lost;
- the *second critical field*, above which the superconducting behavior gets confined at the surface of the sample (*surface superconductivity*);
- the *third critical field*, which marks the complete loss of superconductivity.

As we are going to see, such critical values can be recovered within the GL theory, at least for extreme type-II superconductors.

Let us now introduce in more detail the GL theory: the free energy of the material is given by a nonlinear functional, which in the case of a superconducting infinite wire of cross section $\Omega \subset \mathbb{R}^2$ reads

$$\mathcal{G}_\kappa^{\text{GL}}[\psi, \mathbf{A}] = \int_\Omega d\mathbf{r} \left\{ |(\nabla + i\mathbf{A})\psi|^2 - \kappa^2 |\psi|^2 + \frac{1}{2} \kappa^2 |\psi|^4 \right\} + \int_{\mathbb{R}^2} d\mathbf{r} |\text{curl} \mathbf{A} - h_{\text{ex}}|^2, \quad (1.1)$$

where $\kappa \in \mathbb{R}^+$ is a parameter, which is characteristic of the material and proportional to the inverse of the *London penetration depth*, and h_{ex} stands for the strength of the external magnetic field directed along the wire. The function ψ , a.k.a. *wave function* or *order parameter*, is complex, while \mathbf{A} is the *induced magnetic potential*, whose curl yields the intensity of the magnetic field outside and inside the sample. The physical meaning of the order parameter is twofold: $|\psi|^2$ yields the relative density of Cooper pairs, i.e., the material is perfectly superconducting if/where $|\psi| = 1$, whereas it behaves as a normal metal if/where $\psi = 0$; at the same time the phase of ψ contains the information about the stationary *current* flowing in the superconductor, i.e.,

$$\mathbf{j}[\psi] := \frac{i}{2} (\psi \nabla \psi^* - \psi^* \nabla \psi) = \text{Im} (\psi^* \nabla \psi). \quad (1.2)$$

Hence, one typically speaks of a *normal state*, if $\psi = 0$ and \mathbf{A} is such that $\text{curl} \mathbf{A} = h_{\text{ex}}$, while the *perfect superconducting state* is identified by $|\psi| = 1$, $\mathbf{A} = 0$. Whenever $|\psi|$ is non-vanishing everywhere but not identically 1, the superconductor is said to be in a *mixed state*.

Note that both the density $|\psi|^2$ and the current $\mathbf{j}[\psi]$ are *gauge invariant* quantities, i.e., if ψ is replaced by $\psi e^{i\phi}$ for some smooth ϕ , such quantities are left unchanged. This property is quite important because the GL functional is invariant under the *gauge transformation* $\psi \rightarrow \psi e^{i\phi}$, $\mathbf{A} \rightarrow \mathbf{A} + \nabla \phi$, and all the physical relevant quantities must be gauge invariant as well. Similarly, it can be readily checked that the GL functional is invariant under rigid rotations and translations.

The equilibrium state of the material is thus obtained by minimizing the functional (1.1) over both the order parameter ψ and the magnetic potential \mathbf{A} . The details of such a minimization are discussed below. Here we just point out that the threshold value of κ distinguishing between type-I and -II superconductors is in this units equal to 1. Hence, the regime

$$\kappa \gg 1, \quad (1.3)$$

that we are going to consider throughout the paper corresponds to an *extreme type-II superconductor*.

The mathematical counterparts of the critical values of the external magnetic field described above can be rigorously defined in terms of properties of the minimizing configuration $(\psi_\kappa^{\text{GL}}, \mathbf{A}_\kappa^{\text{GL}})$ of $\mathcal{G}_\kappa^{\text{GL}}$ and, in the asymptotics regime (1.3), it is also possible to precisely identify the behavior of such thresholds: assuming that Ω is a simply connected domain with *smooth boundary* $\partial\Omega$,

- the *first critical field* $H_{c1}(\kappa)$ is such that the order parameter has at least one *vortex* for $h_{\text{ex}} > H_{c1}$ and it can be proven that (see [SS, Chpt. 2] and references therein)

$$H_{c1}(\kappa) \sim C_\Omega \log \kappa; \quad (1.4)$$

- the *second critical field* $H_{c2}(\kappa)$ is associated with the transition from *bulk* to *surface superconductivity* and is typically defined as [FH2, Chpt. 10.6]

$$H_{c2}(\kappa) := \kappa^2, \quad (1.5)$$

based on sharp estimates (*Agmon estimates*) of the decay of ψ_κ^{GL} in the distance from the boundary (see Appendix B);

- the *third critical field* $H_{c3}(\kappa)$ is defined in such a way that above it the normal state is a global minimizer of $\mathcal{G}_\kappa^{\text{GL}}$ and [FH2, Chpt. 13]

$$H_{c3}(\kappa) \sim \Theta_0^{-1} \kappa^2 + \mathcal{O}(1), \quad (1.6)$$

where $0 < \Theta_0 < 1$ (in fact $\Theta_0 \simeq 0.59$) is a universal constant.

1.1. Setting: Domains with Corners. In this paper we are exclusively concerned with the behavior of the superconductor for very strong magnetic fields above the second critical one, i.e., we always assume that $h_{\text{ex}} > H_{c2}$, or, more concretely,

$$h_{\text{ex}} = b\kappa^2, \quad \text{for some } b > 1. \quad (1.7)$$

This makes the following change of units very convenient: we replace the parameters κ and h_{ex} by $b > 1$ and

$$\varepsilon := b^{-\frac{1}{2}} \kappa^{-1} \ll 1. \quad (1.8)$$

The energy functional (1.1) then becomes

$$\mathcal{E}_\varepsilon^{\text{GL}}[\psi, \mathbf{A}] = \int_\Omega d\mathbf{r} \left\{ \left| \left(\nabla + i \frac{\mathbf{A}}{\varepsilon^2} \right) \psi \right|^2 - \frac{1}{2b\varepsilon^2} (2|\psi|^2 - |\psi|^4) \right\} + \frac{1}{\varepsilon^4} \int_{\mathbb{R}^2} d\mathbf{r} |\text{curl} \mathbf{A} - 1|^2, \quad (1.9)$$

whose minimization is going to be studied in the rest of the paper. Note that, unlike in (1.1), now the magnetic potential is measured in units ε^{-2} . We also set

$$E_\varepsilon^{\text{GL}} := \min_{(\psi, \mathbf{A}) \in \mathcal{D}^{\text{GL}}} \mathcal{E}_\varepsilon^{\text{GL}}[\psi, \mathbf{A}], \quad (1.10)$$

and denote by $(\psi^{\text{GL}}, \mathbf{A}^{\text{GL}})$ any minimizing configuration. The minimization domain is given by

$$\mathcal{D}^{\text{GL}} = \{(\psi, \mathbf{A}) \in H^1(\Omega) \times H_{\text{loc}}^1(\mathbb{R}^2; \mathbb{R}^2) \mid \text{curl} \mathbf{A} - 1 \in L^2(\mathbb{R}^2)\}. \quad (1.11)$$

We provide some details about the above minimization and the properties of any minimizing configuration $(\psi^{\text{GL}}, \mathbf{A}^{\text{GL}})$ in Appendix B.1. We also use the following convention: if we need to specify the dependence on the domain Ω , we write $\mathcal{E}_\varepsilon^{\text{GL}}[\psi, \mathbf{A}; \Omega]$ for the functional and $E_\varepsilon^{\text{GL}}(\Omega)$ for the corresponding ground state energy.

The main novelty of this paper compared to other works on the GL functional above the second critical field is that we assume that Ω is a bounded domain with a *Lipschitz boundary*, i.e., we allow for the presence of *corners* on $\partial\Omega$ (see Fig. 1 for a picture and Assumption 1 below for the a precise definition). Indeed, apart from few physics papers (see [BDFM, FDM, SP]), the GL theory on domains with corners has already been studied only in [B-NF, HK, Jad, Pan2], with the focus on the third critical field though, and in [CG1], whose results are improved in this work (see also Section 1.3 where the recent literature is reviewed).

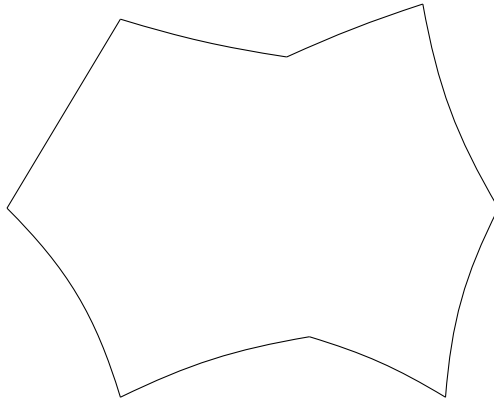


FIGURE 1. A domain Ω with Lipschitz boundary and finitely many corners on $\partial\Omega$.

The main reason why it is interesting to study the behavior of the GL functional in domains with corners for large magnetic fields (above the second critical one) is that for smaller fields one expects that the presence of corners does not affect the salient features of superconductivity. Indeed, the occurrence of vortices but also their uniform distribution and arrangement in regular lattices, which occur for strong magnetic field below H_{c2} , are bulk phenomena and, as such, little influenced by the boundary regularity. On the opposite, the surface superconductivity regime, where the density of Cooper pairs is non-vanishing only at and close to the boundary, might clearly depend on the presence of singularities along $\partial\Omega$. It is then important to know if and to what extent corners can modify the boundary behavior, even more so, considered that in physics experiments it is hardly possible to distinguish between a sample with smooth boundary and another which has corners there. In this respect, the set up discussed in recent experiments as in [N *et al*] is paradigmatic: the superconducting material forms there a small island, whose boundary is rough and hard to identify, but, looking at the pictures (see [N *et al*, Fig. 1]), one is tempted to say that one or more corners are present. Hence, it would be quite relevant to verify whether the main features of surface superconductivity are robust w.r.t. the sample boundary roughness.

We now specify in more details our assumptions on the domain Ω . First, we require that it is simply connected and its boundary $\partial\Omega$ is Lipschitz (see, e.g., [Gri, Definition 1.4.5.1]), i.e., it is a curvilinear polygon of class C^∞ , given by smooth pieces glued together at finitely many points, where however the curvature remains finite (no cusps). These assumptions are the same made, e.g., in [B-NF, CG1, HK].

Assumption 1 (Piecewise smooth boundary).

Let Ω be a bounded open subset of \mathbb{R}^2 . We assume that $\partial\Omega$ is a smooth curvilinear polygon, i.e., for every $\mathbf{r} \in \partial\Omega$ there exists a neighborhood U of \mathbf{r} and a map $\Phi : U \rightarrow \mathbb{R}^2$, such that

- (1) Φ is injective;
- (2) Φ together with Φ^{-1} (defined from $\Phi(U)$) are smooth;
- (3) the region $\Omega \cap U$ coincides with either $\{\mathbf{r} \in \Omega \mid (\Phi(\mathbf{r}))_1 < 0\}$ or $\{\mathbf{r} \in \Omega \mid (\Phi(\mathbf{r}))_2 < 0\}$ or $\{\mathbf{r} \in \Omega \mid (\Phi(\mathbf{r}))_1 < 0, (\Phi(\mathbf{r}))_2 < 0\}$, where $(\Phi)_j$ stands for the j -th component of Φ .

The inward normal $\boldsymbol{\nu}$ to $\partial\Omega$ is thus defined almost everywhere and jumps at the corners. More precisely, if $\gamma(s) : [0, |\partial\Omega|) \rightarrow \partial\Omega$, is a counterclockwise parametrization of $\partial\Omega$ satisfying $|\gamma'(s)| = 1$, we can define the mean curvature $\mathfrak{K}(s)$ through the identity

$$\gamma''(s) = \mathfrak{K}(s)\boldsymbol{\nu}(s). \quad (1.12)$$

We then assume that the number of corners where $\boldsymbol{\nu}$ is not defined is finite but not empty:

Assumption 2 (Boundary with corners).

We assume that the set $\Sigma := \{\mathbf{r}_1, \dots, \mathbf{r}_N\}$ of corners of $\partial\Omega$, i.e., the points where the normal $\boldsymbol{\nu}$ does not exist, is non empty but finite and given by N points. We denote by β_j the angle of the j -th corner (measured towards the interior) and by \mathbf{s}_j its boundary coordinate.

Before proceeding further we introduce some useful notation to use a convenient system of tubular coordinates along the boundary which can be used in any smooth two-dimensional domain or in any smooth part of the boundary region of Ω (see also [FH2, Appendix F]): for any point $\mathbf{r} \in \Omega$, we set

$$\mathbf{r}(s, t) =: \gamma'(s) + t\boldsymbol{\nu}(s), \quad (1.13)$$

with

$$t = \text{dist}(\mathbf{r}, \partial\Omega). \quad (1.14)$$

Where $\partial\Omega$ is smooth, i.e., far enough from the corners, the map to tubular coordinates is a diffeomorphism sufficiently close to the boundary, e.g., as far as $\text{dist}(\mathbf{r}, \partial\Omega) = o(1)$.

1.2. Heuristics. Before entering the discussion of what is mathematically known on the phenomenon of surface superconductivity, we resume here its key features for smooth domains, neglecting errors and remainders: if $b > 1$, as $\varepsilon \rightarrow 0$,

- the order parameter ψ^{GL} is non-vanishing in the limit $\varepsilon \rightarrow 0$ only close to $\partial\Omega$; more precisely it is exponentially small in ε at distances from the boundary much larger than ε ;
- the induced magnetic field $\text{curl}\mathbf{A}^{\text{GL}}$ is suitably close to the applied one, i.e., a uniform magnetic field of unit strength, and, consequently, \mathbf{A}^{GL} is close to the a corresponding magnetic potential, up to gauge transformations; more precisely, one can find a local gauge close to $\partial\Omega$ in which \mathbf{A}^{GL} is purely tangential and $|\mathbf{A}^{\text{GL}}| = \text{dist}\{\mathbf{r}, \partial\Omega\}$;

- given the above consideration, it is not surprising that the modulus of ψ^{GL} is essentially independent of the tangential coordinate \mathbf{s} and therefore optimizes an effective one-dimensional problem where the only variable is the distance from the boundary;
- the phase of ψ^{GL} is on the other hand constant in \mathbf{t} and linear in \mathbf{s} , with rapid oscillations, or, more precisely, the current (1.2), which is a gauge invariant quantity and thus observable, is constant along \mathbf{s} .

Summing up, we expect that \mathbf{A}^{GL} can be locally mapped to $-\mathbf{t}\mathbf{e}_{\mathbf{s}}$ close to $\partial\Omega$ and

$$|\psi^{\text{GL}}(\mathbf{r})| \simeq f\left(\frac{\mathbf{t}}{\varepsilon}\right), \quad \mathbf{j}[\psi^{\text{GL}}] \simeq \frac{|\Omega|}{\varepsilon^2} - \frac{\alpha}{\varepsilon}, \quad (1.15)$$

for some f positive and $\alpha \in \mathbb{R}$, which leads to

$$\psi^{\text{GL}}(\mathbf{r}) \simeq f(\mathbf{t}/\varepsilon) e^{-\frac{i\alpha\mathbf{s}}{\varepsilon}} e^{i\phi_{\varepsilon}(\mathbf{r})}, \quad (1.16)$$

ϕ_{ε} standing for the gauge transformation mentioned above. Note the scaling factors $1/\varepsilon$ we have extracted for later convenience, so that f and α are quantities of order $\mathcal{O}(1)$. Also the current is decomposed into two constant terms in order to distinguish between the contributions of the different phase factors appearing in ψ^{GL} . We will come back to this point later.

If we plug the ansatz (1.16) into the GL energy (1.9), we get

$$\frac{|\partial\Omega|}{\varepsilon} \int_0^{\ell_{\varepsilon}} dt \left\{ |\partial_t f|^2 + (t + \alpha)^2 f^2 - \frac{1}{2b}(2f^2 - f^4) \right\}, \quad (1.17)$$

i.e., up to the prefactor $|\partial\Omega|/\varepsilon$, a one-dimensional (1D) energy functional evaluated on f and depending on the real parameter α . The value $\ell_{\varepsilon} > 0$ is to some extent arbitrary and is chosen much larger than 1 in order to cover all the superconducting layer: we make the following explicit choice

$$\ell_{\varepsilon} := c_1 |\log \varepsilon|, \quad (1.18)$$

for a large constant c_1 . Note indeed that we have rescaled the longitudinal coordinate by setting $\mathbf{t} = \varepsilon t$. It is also important to stress the effect of the phase $-i\alpha\mathbf{s}/\varepsilon$, which generates a shift of the harmonic potential. The minimization of the 1D functional above and some variants of it w.r.t. both f and α is discussed in Appendix A. This identifies the leading term contribution in the GL energy asymptotics $E_{\star}^{\text{1D}}/\varepsilon$, the optimal 1D profile $f_{\star}(t)$ and the optimal phase α_{\star} .

The next-to-leading order term in the GL energy asymptotics is of order $\mathcal{O}(1)$ and depends on the mean curvature of the boundary: one can indeed refine the 1D model problem (1.17) keeping track of $\mathcal{O}(\varepsilon)$ contributions coming from the curvature-dependent terms due to the change of coordinates $\mathbf{r} \rightarrow (\mathbf{s}, \mathbf{t})$. This in turn affects both the optimal profile and the optimal phase, inducing $\mathcal{O}(\varepsilon)$ corrections. Indeed, if we define the rescaled tubular coordinates as

$$\begin{cases} t := \mathbf{t}/\varepsilon \in [0, \ell_{\varepsilon}], \\ s := \mathbf{s}/\varepsilon \in \left[0, \frac{|\partial\Omega|}{\varepsilon}\right]. \end{cases} \quad (1.19)$$

we get $d\mathbf{r} = dt ds (1 - \mathfrak{K}(\mathbf{s})\mathbf{t})$, or, equivalently,

$$d\mathbf{r} = \varepsilon^2 dt ds (1 - \varepsilon k(s)t), \quad (1.20)$$

where we have set

$$k(s) := \mathfrak{K}(\varepsilon s). \quad (1.21)$$

As it is apparent from the use of boundary coordinates, the above heuristics does not apply to domains with corners, or, rather, it provides a correct description of ψ^{GL} only far from the boundary singularities. What happens close to the corners, where boundary coordinates are not well defined, is much more subtle and the subject of the present investigation. As we are going to see, the magnetic field can still be thought of as purely tangential and with modulus equal to the distance from the boundary, although this implies a jump singularity close to the corner, where the tangent vector itself jumps from one direction to another. The main difference is however in the order parameter: in the corner region, we can not separate the variables as in (1.16) and the effective model is no longer 1D. As discussed in detail in Section 3, the corner model problem is a genuine two-dimensional (2D) minimization problem, which remains to some extent implicit.

1.3. State of the art. We briefly review here the most recent and relevant results on surface superconductivity, which are related to the analysis carried on in this paper.

After the series of works [CR2, CR3, CR4, CDR], following [Pan1], where the problem was first investigated, and [AH, FHP], the phenomenon of 2D surface superconductivity in domains with smooth boundaries is well understood: combining [CR2, Thm. 1] with [CR3, Lemma 2.1] (see also [CDR]), one gets that, whenever

$$1 < b < \Theta_0^{-1}, \quad (1.22)$$

the GL energy asymptotics is given by

$$E_\varepsilon^{\text{GL}} = \frac{|\partial\Omega|E_\star^{\text{1D}}}{\varepsilon} - 2\pi E_{\text{corr}} + o(1), \quad (1.23)$$

where

$$E_\star^{\text{1D}} := \inf_{\alpha \in \mathbb{R}} \inf_{f \in \mathcal{D}^{\text{1D}}} \int_0^{+\infty} dt \left\{ |\partial_t f|^2 + (t + \alpha)^2 f^2 - \frac{1}{2b}(2f^2 - f^4) \right\}, \quad (1.24)$$

and

$$E_{\text{corr}} := \int_0^{+\infty} dt t \left\{ |\partial_t f_\star|^2 + f_0^2 \left(-\alpha_\star(t + \alpha_\star) - \frac{1}{b} + \frac{1}{2b}f_\star^2 \right) \right\} = \frac{1}{3}f_\star^2(0)\alpha_\star - E_\star^{\text{1D}}, \quad (1.25)$$

α_\star, f_\star being a pair of minimizers of (1.24) (see Appendix A.1 for further details on the 1D minimization problem). Note (1.23) can also be rewritten as (this is the way the result is stated in [CR2, CR3])

$$E_\varepsilon^{\text{GL}} = \int_0^{\frac{|\partial\Omega|}{\varepsilon}} ds E_{k(s)}^{\text{1D}} + \mathcal{O}(\varepsilon |\log \varepsilon|^\infty),$$

with a more precise remainder term and where E_k^{1D} is defined in (A.14) in Appendix A.2. Expanding further E_k^{1D} , the next-to-leading order correction in (1.23) can be shown to be

$$- E_{\text{corr}} \int_{\partial\Omega} ds \mathfrak{K}(s) + o(1) = -2\pi E_{\text{corr}} + o(1), \quad (1.26)$$

by the Gauss-Bonnet theorem, because Ω is flat and the Euler characteristic is equal to 1. Moreover, in [CDR] the quantity E_{corr} is numerically evaluated and it is shown that it is negative, which has some important consequences on the distribution of superconductivity near the boundary, i.e., regions with larger curvature attract Cooper pairs which concentrate more there (to first order), although to leading order superconductivity is uniform at the boundary.

Indeed, a consequence of (1.24) is that [CR2, Thm. 1] the density $|\psi^{\text{GL}}|^2$ is L^2 -close to a reference density given in rescaled tubular coordinates by $f_{k(s)}(t)$, where f_k minimizes a refined 1D problem taking into account the curvature effects (see Appendix A.2) and is pointwise close to f_* , i.e., $f_k = f_*(1 + o(1))$ (see Lemma A.3). Such an estimate can in fact be strengthened in two directions:

- in [CR2, Thm. 2] it is proven that there exists a boundary layer $\mathcal{A}_{\text{bl}} \subset \{\mathbf{r} | \text{dist}(\mathbf{r}, \partial\Omega) \leq \varepsilon |\log \varepsilon|\}$, where the bulk of superconductivity survives, such that the Pan's conjecture holds true there, i.e.,

$$\| |\psi^{\text{GL}}(\cdot)| - f_*(\text{dist}(\cdot, \partial\Omega)/\varepsilon) \|_{L^\infty(\mathcal{A}_{\text{bl}})} = o(1); \quad (1.27)$$

- the approximation of $|\psi^{\text{GL}}|$ in terms of $f_{k(s)}$ holds also locally [CR3, Thm 1.1] and one can explicitly derive the asymptotics of the density of superconductivity (in fact, the L^4 norm of ψ^{GL}) in any subdomain contained in Ω .

An important consequence of (1.27) is that ψ^{GL} does not vanish close to the boundary, because of the strict positivity of f_* , and thus surface superconductivity is robust w.r.t. the inclusion of the applied magnetic field. In addition, this allows to estimate the current (1.2) along the boundary or, equivalently, the total winding number of ψ^{GL} on $\partial\Omega$ [CR2, Thm. 3]:

$$\deg(\psi^{\text{GL}}, \partial\Omega) = \frac{|\Omega|}{\varepsilon^2} - \frac{\alpha_*}{\varepsilon}(1 + o(1)). \quad (1.28)$$

Such a behavior is similar to the ultrafast rotation regime (for angular velocities larger than the third critical one) of rotating Bose-Einstein condensates, when vortices are expelled from the boundary region [CRY, CD] (see also [CR1, CY, CRY] for further results on rotating condensates). Despite the similarity, however, the physical nature of the phenomenon is totally different.

It is expected that a regime of surface superconductivity with similar features occurs also for genuine 3D samples but so far only partial results are available in this respect [FKP, FMP]. In particular, in [FKP, Thm 1.1] (see also [FK2]) it is shown that such a regime does exist and the leading order term in the energy asymptotics is identified, although in terms of a rather implicit effective problem. In [FMP, Thm. 1.5] it is then proven that, when the magnetic field is parallel to the 3D boundary, the effective model is still given by the 1D functional (1.24) above.

We stress that the restriction to the interval $1 < b < \Theta_0^{-1}$ is in fact sharp, namely the second critical field in smooth domains is $b = 1$, while the third one is precisely $b = \Theta_0^{-1}$. This is substantiated by the results proven in [FK1, FH1], where it is proven that, for $b < 1$, there is still superconductivity in the bulk, while, for $b > \Theta_0^{-1}$, the normal state is a global minimizer of the GL functional, respectively. Hence, surface superconductivity occurs only if the applied field satisfies $1 < b < \Theta_0^{-1}$.

One of the major differences for samples with non-smooth boundary is that one expects [B-NF, HK, Jad, JRS, Pan2] a shift of the third critical field, provided there is at least one corner with acute opening angle $0 < \beta < \pi$: more precisely, the transition to the normal state should occur [B-NF, Thm. 1.4] for applied fields larger than

$$H_{c3} = \frac{1}{\mu(\beta)\varepsilon^2} \quad (1.29)$$

where

$$\mu(\beta) := \inf \text{spec}_{L^2(W_\beta)} \left(-(\nabla + \tfrac{1}{2}i\mathbf{x}^\perp)^2 \right), \quad (1.30)$$

is the ground state energy of a Schrödinger operator with uniform magnetic field in an infinite sector W_β of angle β . The above result is however conditioned to the inequality $\mu(\beta) < \Theta_0$ (see also [Ray, Chpt. 8.2] and references therein), which is known to be true for $0 < \beta < \pi/2 + \epsilon$ [Bon, Jad, ELP-O] but is expected to hold in the whole interval $\beta \in (0, \pi)$, based on numerical simulations (see, e.g., [Bon, B-ND, ELP-O] for further results concerning the linear problem).

As the applied field gets closer to (1.29) from below, the order parameter concentrates around the corner and becomes smaller and smaller everywhere else. Hence, one can speak of a *corner superconductivity* regime occurring before the transition to the normal state. On the other hand, in [CG1] we proved that, if $1 < b < \Theta_0$, superconductivity is still uniform along the boundary (although only in L^2 sense), leading to the conjectured existence of another critical field

$$H_{\text{corner}} = \frac{1}{\Theta_0 \varepsilon^2}, \quad (1.31)$$

which marks the transition from surface to corner concentration. Indeed, if $1 < b < \Theta_0$, then [CG1, Thm 1.1]

$$E_\varepsilon^{\text{GL}} = \frac{|\partial\Omega| E_\star^{1\text{D}}}{\varepsilon} + \mathcal{O}(|\log \varepsilon|^2), \quad (1.32)$$

and, more importantly,

$$\left\| |\psi^{\text{GL}}(\cdot)|^2 - f_\star^2 (\text{dist}(\cdot, \partial\Omega)/\varepsilon) \right\|_{L^2(\Omega)} = \mathcal{O}(\varepsilon |\log \varepsilon|), \quad (1.33)$$

which implies, to leading order, uniform distribution of superconductivity along the boundary layer.

The result of [B-NF] has also been recently improved in [HK], where the presence of several corners is taken into account and shown that, under the same unproven assumption, one can identify several critical fields associated to the concentration of the order parameter close to the respective corner. In other words, given a number N of corners with acute angles β_j , if $\mu(\beta_j) < \Theta_0$, then one would find N critical fields $\mu(\beta_j)^{-1} \varepsilon^{-2}$. We also stress that, as noted in [AKP-S, Rmk. 1.9] (see also [Ass, AK] for further works in the same setting), the behavior of superconductivity in presence of corners is expected to be recovered in the case of magnetic steps, i.e., for applied magnetic fields with a jump singularity along a curve.

1.4. Summary. In this paper we continue the analysis started with [CG1]. The expansion (1.32) provides indeed only the leading order term in the energy asymptotics and does not capture the corner effects. One can say that the presence of corners does not show up to leading order and the surface behavior is robust w.r.t. to the boundary roughness. We do expect however that boundary singularities can affect the GL energy asymptotics, given the behavior slightly above Θ_0^{-1} , where the phenomenon of corner concentration occurs.

We are precisely going to show that the corner effects modify the $\mathcal{O}(1)$ term in the expansion (1.23). We also identify the model problem which yields such a new contribution. Note that this is highly non-trivial because the presence of the corner makes the effective model genuinely 2D, on the opposite of what typically occurs in 2D superconductivity. In fact we are going to see that proving the well-posedness of the effective minimization problem also requires some effort. Finally, we prove that the pointwise estimate of $|\psi^{\text{GL}}|$ in terms of f_\star still holds far from the corners, precisely as in the smooth case.

After having introduced some notation in Section 1.5, we introduce in Section 2 the effective model in the corner region and state our main results about the GL energy asymptotics and the pointwise estimate of the order parameter far from corners. Further comments about the effective model and a conjecture about the possible explicit expression of the effective energy are contained in Section 2.2. The well-posedness of the effective model problem is proven in detail in Section 3, whereas in Section 4 and Section 5 we provide the energy lower bound and the rest of the arguments need to complete the proof of our main results, respectively. The Appendix is divided in three parts: in Appendix A we discuss the effective one-dimensional problems and their related properties; the GL minimization and some useful technical estimates are the topic treated in Appendix B; finally, Appendix C recalls the salient steps of the proof of the energy asymptotics in domains with smooth boundaries, which are needed to complete the proof of energy expansion.

1.5. Notation. Given their key role in the rest of the paper, we recall the definitions (1.13) and (1.19) of tubular coordinates (\mathbf{s}, \mathbf{t}) and their rescaled counterparts (s, t) . We stress that (\mathbf{s}, \mathbf{t}) or, equivalently, (s, t) provide a smooth diffeomorphism, e.g., in

$$\{\mathbf{r} \in \mathcal{A}_\varepsilon \mid \text{dist}(\mathbf{r}, \Sigma) \geq \varepsilon |\log \varepsilon|\},$$

where Σ is the set of corner positions and

$$\mathcal{A}_\varepsilon := \{\mathbf{r} \in \Omega \mid \text{dist}(\mathbf{r}, \partial\Omega) \leq \varepsilon \ell_\varepsilon\}, \quad (1.34)$$

for $\varepsilon \ll 1$, where (see (1.18))

$$\ell_\varepsilon := c_1 |\log \varepsilon|$$

and c_1 is large enough constant, which is set once for all (see next (2.16)). Given a differentiable function $\psi(\mathbf{r})$ and a vector $\mathbf{A}(\mathbf{r})$, the transformations induced by the change of coordinates $\mathbf{r} \rightarrow (\mathbf{s}, \mathbf{t})$ are

$$(\nabla \psi)(\mathbf{r}(\mathbf{s}, \mathbf{t})) = (1 - \mathfrak{K}(\mathbf{s}, \mathbf{t}))^{-1} (\partial_s \tilde{\psi}) \mathbf{e}_s + (\partial_t \tilde{\psi}) \mathbf{e}_t, \quad (1.35)$$

where we have set

$$\tilde{\psi}(\mathbf{s}, \mathbf{t}) := \psi(\mathbf{r}(\mathbf{s}, \mathbf{t})), \quad (1.36)$$

and

$$\mathbf{e}_s := \gamma'(s), \quad \mathbf{e}_t := \nu(s), \quad (1.37)$$

for short. As a consequence, for any vector \mathbf{A} ,

$$\begin{aligned} (\text{curl } \mathbf{A})(\mathbf{r}(\mathbf{s}, \mathbf{t})) &= -\partial_t (\mathbf{A}(\mathbf{r}(\mathbf{s}, \mathbf{t})) \cdot \mathbf{e}_s) \\ &\quad + (1 - \mathfrak{K}(\mathbf{s}, \mathbf{t}))^{-1} [\partial_s (\mathbf{A}(\mathbf{r}(\mathbf{s}, \mathbf{t})) \cdot \mathbf{e}_t) + \mathfrak{K}(\mathbf{s}) \mathbf{A}(\mathbf{r}(\mathbf{s}, \mathbf{t})) \cdot \mathbf{e}_s]. \end{aligned} \quad (1.38)$$

The positions of corners \mathbf{r}_j in tubular coordinates are denoted by \mathbf{s}_j or s_j , $j = 1, \dots, N$.

We are going to make use of Landau symbols, with the following convention: given two functions $f(x), g(x)$, with $g > 0$,

- $f = \mathcal{O}(g)$, if $\lim_{x \rightarrow 0^+} |f|/g \leq C$;
- $f = o(g)$, if $\lim_{x \rightarrow 0^+} |f|/g = 0$;
- $f \sim g$, if $f = \mathcal{O}(g)$ and $\lim_{x \rightarrow 0^+} |f|/g > 0$;
- for $f > 0$, $f \ll g$ or $f \gg g$, if $f = o(g)$ or $g = o(f)$, respectively;
- for $f > 0$, $f \lesssim g$ or $f \gtrsim g$, if $f = \mathcal{O}(g)$ or $g = \mathcal{O}(f)$, respectively.

We also commit a little abuse of the notation by using the symbols $\mathcal{O}()$ and $o()$ inside an inequality to mean a precise direction of the estimate. As usual, $\mathcal{O}()$ and $o()$ stand for quantities whose sign is not known. In case of functions of two or more variables, we point out the parameter, whose asymptotics we are considering, by adding a label, e.g., $o_x()$ or $\mathcal{O}_x()$ is meant to stress that we are estimating the behavior of the function as $x \rightarrow 0^+$.

Finally, we say that a quantity is $\mathcal{O}(\varepsilon^\infty)$, as $\varepsilon \rightarrow 0^+$, if it is smaller than any power of ε , i.e., it is exponentially small in ε . We will also use the following convention: $\mathcal{O}(\varepsilon^a |\log \varepsilon|^\infty)$, $a > 0$, stands for a quantity which is bounded by $\varepsilon^a |\log \varepsilon|^b$ for some large but finite power $b > 0$, which is however not relevant since the $|\log \varepsilon|$ -factor is always dominated by ε -power.

2. MAIN RESULTS

Before stating our main results, we have to define the effective problem near the corners. Here we only provide a sketchy definition and in next Section 2.2 we comment further about its well-posedness and heuristic meaning. The model problem is given by first minimizing the GL functional with given magnetic potential and unit magnetic field in an infinite wedge-like domain (see Fig. 2), and then subtracting the surface energy of the outer boundary of the wedge. The wedge domain is supposed to describe the rectified and rescaled area close to each corner, where the only relevant parameter is the opening angle β_j .

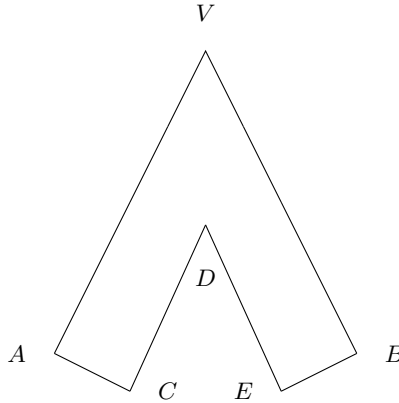


FIGURE 2. The region $\Gamma_\beta(L, \ell)$, where β is the opening angle \widehat{AVB} , $L = |\overline{AV}| = |\overline{VB}|$ and $\ell = |\overline{AC}| = |\overline{EB}|$.

We thus define the corner energy as

$$E_{\text{corner}, \beta} := \lim_{\ell \rightarrow +\infty} \lim_{L \rightarrow +\infty} \left(-2LE_0^{1D}(\ell) + \inf_{\psi \in \mathcal{D}_*(\Gamma_\beta(L, \ell))} \mathcal{E}_1^{\text{GL}}[\psi, \mathbf{F}; \Gamma_\beta(L, \ell)] \right), \quad (2.1)$$

where $E_0^{1D}(\ell)$ is a 1D effective energy analogous to (1.24), which is explicitly given by (see Appendix A.3 for further details)

$$E_0^{1D}(\ell) := \inf_{\alpha \in \mathbb{R}} \inf_{f \in H^1([0, \ell])} \mathcal{E}_{0, \alpha}^{1D}[f], \quad (2.2)$$

with

$$\mathcal{E}_{0,\alpha}^{1D}[f] := \int_0^\ell dt \left\{ |\partial_t f|^2 + (t + \alpha)^2 f^2 - \frac{1}{2b}(2f^2 - f^4) \right\}, \quad (2.3)$$

and we denote by $\alpha_0 \in \mathbb{R}$, $f_0 \in H^1([0, \ell])$ a corresponding minimizing pair, i.e., $E_0^{1D}(\ell) = \mathcal{E}_{0,\alpha_0}^{1D}[f_0]$. The minimization domain is

$$\mathcal{D}_\star(\Gamma_\beta(L, \ell)) := \left\{ \psi \in H^1(\Gamma_\beta(L, \ell)) \mid \psi|_{\partial\Gamma_{\text{bd}} \cup \partial\Gamma_{\text{in}}} = \psi_\star \right\}. \quad (2.4)$$

where the boundaries are identified in Fig. 2 by the segments $\partial\Gamma_{\text{bd}} = \overline{AC} \cup \overline{EB}$ and $\partial\Gamma_{\text{in}} = \overline{CD} \cup \overline{DE}$ and, in local tubular coordinates $(s, t) \in [-L, L] \times [0, \ell]$,

$$\psi_\star(\mathbf{r}(s, t)) := f_0(t) \exp \left\{ i\alpha_0 s - \frac{1}{2}ist \right\}. \quad (2.5)$$

Any function in $\mathcal{D}_\star(\Gamma_\beta(L, \ell))$ has thus to satisfy Dirichlet non-zero boundary conditions on $\partial\Gamma_{\text{in}}$ and $\partial\Gamma_{\text{bd}}$ (in trace sense), whose role is going to be explained in next Section 2.2. Finally, the magnetic potential \mathbf{F} is fixed and equals

$$\mathbf{F}(\mathbf{r}) := \frac{1}{2}(-y, x) =: \frac{1}{2}\mathbf{r}^\perp, \quad (2.6)$$

in a coordinate system chosen¹ as in Fig. 3.

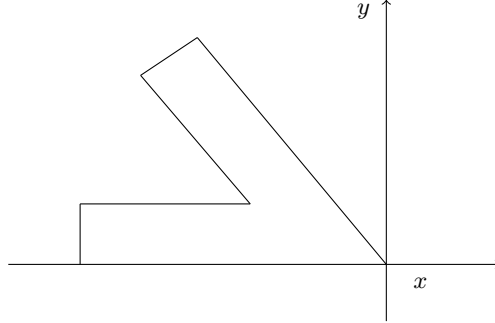


FIGURE 3. Cartesian coordinates for the corner domain.

Note that the existence of the limit in (2.1) is not trivial at all and, in fact, it will be the main content of Proposition 2.2. It is also important to remark that the GL functional in the second term on the r.h.s. of (2.1) is independent of ε (it is obtained by setting $\varepsilon = 1$), but still contains the parameter $b \in (1, \Theta_0^{-1})$.

2.1. GL energy and density asymptotics. The main result we prove in this paper is about the GL energy asymptotics as $\varepsilon \rightarrow 0$, i.e., we derive the expansion of $E_\varepsilon^{\text{GL}}$ up to correction of order $o(1)$. Compared with the case of domains with smooth boundary, some new terms of order $\mathcal{O}(1)$ appear: each corner indeed contributes to the energy by $E_{\text{corner}, \beta_j}$, β_j being the corresponding opening angle.

¹In fact, any choice of the coordinate system would lead to the same energy because of rotational invariance of the GL functional and its gauge symmetry, which allows to incorporate any translation of the origin.

Theorem 2.1 (GL energy asymptotics).

Let $\Omega \subset \mathbb{R}^2$ be any bounded simply connected domain satisfying Assumption 1 and Assumption 2. Then, for any fixed

$$1 < b < \Theta_0^{-1}, \quad (2.7)$$

as $\varepsilon \rightarrow 0$, it holds

$$E_\varepsilon^{\text{GL}} = \frac{|\partial\Omega|E_\star^{1\text{D}}}{\varepsilon} - E_{\text{corr}} \int_0^{|\partial\Omega|} \text{ds } \mathfrak{K}(\text{s}) + \sum_{j=1}^N E_{\text{corner},\beta_j} + o(1), \quad (2.8)$$

where the integral of the curvature is meant in Lebesgue sense, or, equivalently, performed over the smooth part of $\partial\Omega$.

Remark 2.1 (Critical field H_{c2}).

The condition $b > 1$ is expected to be sharp for the energy asymptotics (2.8) and, consequently, we expect that the second critical field is given by

$$H_{c2} = \frac{1}{\varepsilon^2}, \quad (2.9)$$

The value $1/\varepsilon^2$ can actually be taken as a definition of the second critical field, but, as for smooth domains, it would be necessary to show that, for $b \leq 1$, there is still superconductivity in the bulk. This has not yet been proven in case of samples with corners, but, based on the results proven in [FK1], it is highly expected.

Remark 2.2 (Critical field H_{corner}).

The result proven in Theorem 2.1 substantiates even more than [CG1] the conjecture about the appearance of an additional critical field

$$H_{\text{corner}} = \frac{1}{\Theta_0 \varepsilon^2}, \quad (2.10)$$

where corners are present along the sample boundary. Indeed, combining (2.8) and, more importantly, next Proposition 2.1, with [B-NF, Thm. 1.6] (see also [HK, Thm. 1.2]), which states the exponential decay of ψ^{GL} in the distance from Σ (still, based on the unproved conjecture on the linear model), one concludes that superconductivity is uniform along the boundary layer until the threshold $b = \Theta_0^{-1}$ is crossed and, then, concentrates close to the corners with acute opening angles. More precisely, one can identify [HK, Rmk. 1.4] a sequence of N critical fields (assuming without loss of generality that all the angles β_j are acute and different)

$$H_{\text{corner}} = H_{\text{corner},0} \leq H_{\text{corner},1} \leq \dots \leq H_{\text{corner},N-1} \leq H_{\text{corner},N} = H_{c3}, \quad (2.11)$$

with

$$H_{\text{corner},j} = \frac{1}{\mu(\beta_j)\varepsilon^2}, \quad \text{for } 1 \leq j \leq N, \quad (2.12)$$

so that, in between $H_{\text{corner},j-1}$ and $H_{\text{corner},j}$, the material is superconducting only close to the j -th corner \mathbf{r}_j . Let us stress that all these results are conditioned by the request $\mu(\beta_j) < \Theta_0$ for all the corners, which is thought to hold true (but not proven) for any acute angle $0 < \beta_j < \pi$.

Remark 2.3 (Comparison with smooth domains).

It is interesting to make a direct comparison of (2.8) with (1.23), i.e., the analogous expansion which holds for smooth $\partial\Omega$. The leading order terms is exactly the same, so the only differences appear in the $\mathcal{O}(1)$ correction: instead of $2\pi E_{\text{corr}}$, which, by Gauss-Bonnet theorem, also equals E_{corr} times the integral along $\partial\Omega$ of the curvature $\mathfrak{K}(\mathbf{s})$ for smooth domains, we find

$$-E_{\text{corr}} \int_0^{|\partial\Omega|} \mathrm{d}\mathbf{s} \mathfrak{K}(\mathbf{s}) + \sum_{j=1}^N E_{\text{corner}, \beta_j} = -2\pi E_{\text{corr}} + \sum_{j=1}^N [(\pi - \beta_j) E_{\text{corr}} + E_{\text{corner}, \beta_j}], \quad (2.13)$$

where we have applied again the Gauss-Bonnet theorem, yielding in the corner case

$$\int_0^{|\partial\Omega|} \mathrm{d}\mathbf{s} \mathfrak{K}(\mathbf{s}) + \sum_{j=1}^N (\pi - \beta_j) = 2\pi. \quad (2.14)$$

This is a partial motivation of a conjecture about the expression of $E_{\text{corner}, \beta}$ that we state in Section 2.2.

Once the energy asymptotics is obtained, it is natural to ask whether one can extract information about the behavior of the order parameter, which would then give access to the physically relevant quantities, as the density of Cooper pairs. As already proven in [CG1, Thm. 1.1], the distribution of superconductivity along the boundary layer is uniform to leading order, i.e.,

$$\left\| |\psi^{\text{GL}}(\cdot)|^2 - f_\star^2 (\text{dist}(\cdot, \partial\Omega)/\varepsilon) \right\|_{L^2(\Omega)} = \mathcal{O}(\varepsilon |\log \varepsilon|), \quad (2.15)$$

where the remainder is much smaller than the L^2 norm of f_\star^2 or $|\psi^{\text{GL}}|^2$, which is of order $\sqrt{\varepsilon |\log \varepsilon|}$. Note that the above estimate goes along with the exponential decay proven in (B.24), which implies that $\psi^{\text{GL}} = o(1)$ at distance much larger than ε from the boundary $\partial\Omega$: we can indeed restrict our attention to the boundary layer \mathcal{A}_ε defined in (1.34), since

$$\psi^{\text{GL}}(\mathbf{r}) = \mathcal{O}\left(\varepsilon^{c_1 \cdot c(b)+1}\right), \quad \text{in } \Omega \setminus \mathcal{A}_\varepsilon, \quad (2.16)$$

and by taking c_1 large, the above quantity can be made arbitrarily small. We thus denote it as $\mathcal{O}(\varepsilon^\infty)$, to stress that it is an arbitrarily large power of ε . A similar bound applies to $(\nabla + i\mathbf{A}^{\text{GL}})\psi^{\text{GL}}$ outside \mathcal{A}_ε (see again (B.24)).

Remark 2.4 (Refined L^2 estimate).

An almost direct consequence of the energy asymptotics (2.8) is an improvement of the bound (2.15), i.e.,

$$\left\| |\psi^{\text{GL}}(\cdot)|^2 - f_\star^2 (\text{dist}(\cdot, \partial\Omega)/\varepsilon) \right\|_{L^2(\Omega_{\text{smooth}})} = o(\varepsilon |\log \varepsilon|), \quad (2.17)$$

which is a straightforward consequence of (5.12) and where we have set $\Omega_{\text{smooth}} := \{\mathbf{r} \in \Omega | \text{dist}(\mathbf{r}, \Sigma) \geq c_2 \varepsilon |\log \varepsilon|\}$.

The estimates (2.15) or (2.17) do not exclude however the presence of vortices or region with very little superconductivity left close to the boundary and, therefore, one would like to prove a bound in a stronger norm, e.g., in L^∞ . In fact, in the smooth case, it has been conjectured in [Pan1] and proven in [CR3] for generic domains that $|\psi^{\text{GL}}|$ is close to f_0 pointwise: since the latter function is strictly positive, such an estimate implies the absence of regions without superconductivity in the surface region. The analogous result

in our setting is stated in the following Proposition 2.1. Notice that we are not able to prove the result up to the corners of $\partial\Omega$, due to a lack of information about the behavior of the minimizer of the corner effective problem.

We denote by $\partial\Omega_{\text{smooth}}$ the smooth portion of $\partial\Omega$, i.e., more precisely,

$$\partial\Omega_{\text{smooth}} := \{ \mathbf{r} \in \partial\Omega \mid \text{dist}(\mathbf{r}, \Sigma) \geq c_2 \varepsilon |\log \varepsilon| \}, \quad (2.18)$$

for some large enough constant $c_2 > 0$ (it is in fact proportional to the constant c_1 appearing in (1.18)).

Proposition 2.1 (GL order parameter).

Under the same assumptions of Theorem 2.1,

$$\boxed{\| |\psi^{\text{GL}}(\mathbf{r})| - f_\star(0) \|_{L^\infty(\partial\Omega_{\text{smooth}})} = o(1).} \quad (2.19)$$

Remark 2.5 (Uniform distribution of superconductivity).

The estimate (2.19) can in fact be extended to the boundary layer of points \mathbf{r} such that $\text{dist}(\mathbf{r}, \partial\Omega_{\text{smooth}}) \leq \varepsilon \sqrt{|\log \varepsilon|}$, in the very same way as the analogous result in [CR2, Thm. 2]. An important consequence of this is the uniformity of superconductivity in the boundary layer \mathcal{A}_ε , where one has

$$|\psi^{\text{GL}}(\cdot)| \sim f_\star(\text{dist}(\cdot, \partial\Omega)/\varepsilon), \quad (2.20)$$

not only in weak sense as proven in [CG1] but also pointwise. Strictly speaking, the corner regions are excluded, but, on the one hand, their overall area is $\mathcal{O}(N\varepsilon^2 |\log \varepsilon|^2)$, i.e., much smaller than $|\mathcal{A}_\varepsilon|$, and, on the other, we do expect the minimizer of the corner problem to be close to f_\star almost everywhere but very close to the corner. An interested reader might wonder whether it is possible to show that ψ^{GL} is close to such an effective minimizer in the corner region, but this presumably requires to get some more information about the effective problem (2.1) as well as extract a more precise estimate of the remainders in (2.8).

Remark 2.6 (Current along $\partial\Omega$).

The pointwise bound (2.19) combined with the strict positivity of $f_\star(0)$ for $b < \Theta_0^{-1}$ guarantees that ψ^{GL} does not vanish on $\partial\Omega_{\text{smooth}}$ and in neighborhood of it. Unfortunately, the lack of information close to the corners leaves room for the presence of zeros on $\partial\Omega \setminus \partial\Omega_{\text{smooth}}$: the pointwise estimate of the gradient (B.23) allows a variation of order 1 of ψ^{GL} on a scale ε , which is much smaller than the tangential length of the corner region. However, we expect that ψ^{GL} is non-vanishing also on those portions of the boundary and its total winding number (or, equivalently, the circulation of its boundary current) recovers (1.28).

2.2. Corner effective energy. We now give more details about the corner effective problem. Let us start by identifying more precisely the corner region depicted in Fig. 2. It is meant as a suitable stretching and rescaling (on a scale ε) of a local area around any corner of Ω of tangential and normal lengths both of order $\varepsilon |\log \varepsilon|$, as $\varepsilon \rightarrow 0$. For later convenience, however, we consider a region where the tangential length L along the angle is different from the normal length ℓ . Let then $\Gamma_\beta(L, \ell)$ be a triangle-like region as in Fig. 2, where β is the opening angle at the vertex V and

$$L = |\overline{AV}| = |\overline{BV}|, \quad \ell = |\overline{AC}| = |\overline{EB}|, \quad (2.21)$$

are the side lengths. In order to reproduce the shape of Fig. 2, we always assume that

$$\ell \leq \tan\left(\frac{\beta}{2}\right) L. \quad (2.22)$$

More precisely, denoting by $\partial\Gamma_{\text{out}}$ the outer boundary \overline{AVB} , i.e., in polar coordinates with origin placed in the vertex V ,

$$\partial\Gamma_{\text{out}} := \{\mathbf{r} \in \mathbb{R}^2 \mid \mathbf{r} = (\varrho, 0), 0 \leq \varrho \leq L\} \cup \{\mathbf{r} \in \mathbb{R}^2 \mid \mathbf{r} = (\varrho, \beta), 0 \leq \varrho \leq L\}, \quad (2.23)$$

we set

$$\Gamma_\beta(L, \ell) := \{\mathbf{r} \in \mathbb{R}^2 \mid \text{dist}(\mathbf{r}, \partial\Gamma_{\text{out}}) \leq \ell\}. \quad (2.24)$$

We also denote by $\partial\Gamma_{\text{in}}$ and $\partial\Gamma_{\text{bd}}$ the two remaining components of $\partial\Gamma_\beta(L, \ell)$, i.e.,

$$\partial\Gamma_\beta(L, \ell) = \partial\Gamma_{\text{out}} \cup \partial\Gamma_{\text{in}} \cup \partial\Gamma_{\text{bd}}, \quad (2.25)$$

where $\partial\Gamma_{\text{in}} = \overline{CDE}$, or

$$\partial\Gamma_{\text{in}} = \{\mathbf{r} \in \partial\Gamma_\beta(L, \ell) \mid \text{dist}(\mathbf{r}, \partial\Gamma_{\text{out}}) = \ell\}. \quad (2.26)$$

Notice that the two connected components of $\partial\Gamma_{\text{bd}}$ are orthogonal to the corresponding portions of $\partial\Gamma_{\text{in}}$ and $\partial\Gamma_{\text{out}}$.

The effective energy in the corner region is given by a suitably rescaled GL energy with fixed magnetic potential: the minimization is indeed performed only over the order parameter, while the magnetic potential generates a uniform magnetic field. More precisely, we also require that $\text{curl } \mathbf{F} = 1$ and $\nabla \cdot \mathbf{F} = 0$, which in particular is satisfied by the choice in (2.6), i.e.,

$$\mathbf{F} = \frac{1}{2}(-y, x),$$

where (recall Fig. 3) the origin is set in the vertex and the x -axis of the coordinate system is along the s -axis (we use the notation (s, t) instead of (\mathbf{s}, \mathbf{t}) to stress the original meaning of tubular coordinates). The effective variational model we introduce is given by

$$E_{\text{corner}, \beta}(L, \ell) := -2LE_0^{1D}(\ell) + \inf_{\psi \in \mathcal{D}_\star(\Gamma_\beta(L, \ell))} \mathcal{E}_1^{\text{GL}}[\psi, \mathbf{F}; \Gamma_\beta(L, \ell)], \quad (2.27)$$

where $\mathcal{D}_\star(\Gamma_\beta(L, \ell))$ is defined in (2.4): we thus minimize the GL energy with fixed vector potential \mathbf{F} w.r.t. to the order parameter and remove a (diverging) energy approximately equal to $|\partial\Gamma_{\text{out}}|E_\star^{1D}$. Note that the GL parameter is set equal to 1 in the GL functional $\mathcal{E}_1^{\text{GL}}$.

The heuristics behind the choice (2.27) is that in the surface superconductivity regime each portion of the boundary of the sample yields a (leading order) energy contribution proportional to E_\star^{1D} times its length, which equals $E_\star^{1D}|\partial\Gamma_{\text{out}}| = 2LE_\star^{1D}$ in the case of $\Gamma_\beta(L, \ell)$. Indeed, the boundaries $\partial\Gamma_{\text{in}}$ and $\partial\Gamma_{\text{bd}}$ are not expected to give any energy contribution because those are in fact fake boundaries artificially introduced to isolate the corner behavior. More precisely, $\partial\Gamma_{\text{in}}$ is immersed in the bulk, where the order parameter is exponentially small in ℓ and it could have been removed from the outset by consider a solid wedge (see Remark 3.9); similarly, $\partial\Gamma_{\text{bd}}$ is a fictitious boundary, which in the heuristic interpretation does not exist because it is artificially introduced to separate the corner region from the rest of the boundary. Mathematically, the non-zero Dirichlet conditions on $\partial\Gamma_{\text{in}}$ and $\partial\Gamma_{\text{bd}}$ in the minimization domain \mathcal{D}_\star guarantee that those portions of the boundary do not contribute to surface superconductivity.

Once the boundary energy $2LE_\star^{1D}$ has been subtracted, what remains is precisely the additional energy due to the presence of the corner. Such an energy is indeed of purely geometric nature and is generated by the constraint on the boundary $\partial\Gamma_{\text{out}}$: in order to

reproduce the correct energy along $\partial\Gamma_{\text{out}}$, the minimizer must behave like the model order parameter $f_*(t)e^{-i\alpha_*s}$ in a layer of width $\mathcal{O}(1)$ around $\partial\Gamma_{\text{out}}$, but this can not hold on the whole of $\partial\Gamma_{\text{out}}$ because of the regularity of the minimizer (see, e.g., Remark B.1). Indeed, the coordinate t has a jump on the bisectrix of the corner domain and thus the behavior described above is allowed only at $\partial\Gamma_{\text{out}}$. The modulus of the minimizer $f_*(t)$ is in fact well defined everywhere and has no jump singularities, because the bisectrix is given by the points which are equally distant from both portions of $\partial\Gamma_{\text{out}}$. Hence, in order to glue together the two model minimizers, a non-trivial phase factor is called for. Furthermore, such a phase must be genuinely 2D, because no 1D function can adjust the jump of $-i\alpha_*s$ along the bisectrix.

The GL energy functional appearing in (2.27) is still gauge invariance but we have chosen to work in a prescribed local gauge, i.e., we have made an explicit choice of the vector potential \mathbf{F} , generating a unit magnetic field. In this respect the GL energy in (2.27) is similar to the effective functional studied in [B-NF, Eq. (1.11)], although the domain is slightly different. Such a difference reflects indeed the different behavior of the minimizer: in the present setting it decays in the distance from the outer boundary, whereas in [B-NF], the decay is in the distance from the corner.

Recalling that L and ℓ are obtained via a rescaling from the tangential and normal length of the corner region and thus, in the original problem in Ω , are actually of order $|\log \varepsilon| \gg 1$, we have to study the limit $L, \ell \rightarrow +\infty$ of (2.27).

Proposition 2.2 (Corner energy).

Let $E_{\text{corner},\beta}(L, \ell)$ be given by (2.27), then, for any $1 < b < \Theta_0^{-1}$ and $\beta \in (0, 2\pi)$, there exists finite the limit

$$\lim_{L \rightarrow +\infty} \lim_{\ell \rightarrow +\infty} E_{\text{corner},\beta}(L, \ell) =: E_{\text{corner},\beta}. \quad (2.28)$$

Remark 2.7 (Boundedness of $E_{\text{corner},\beta}$).

As stated in Proposition 2.2 (see also Proposition 3.3), the corner energy $E_{\text{corner},\beta}$ is bounded for any $\beta \in (0, 2\pi)$, i.e., there exists a finite constant $0 < C < +\infty$ such that

$$|E_{\text{corner},\beta}| \leq C. \quad (2.29)$$

It is however important to notice that at this stage $E_{\text{corner},\beta}$ might as well be zero. In a companion paper [CG2] however we prove that, when β is close to π , this is not the case (see also below).

Once the well-posedness of the model problem has been proven, it is then natural to ask whether one can derive the explicit dependence of $E_{\text{corner},\beta}$ on the angle β . So far we have not found such an expression but, based on some heuristic arguments, we formulate below an unproven conjecture, which is inspired again by the Gauss-Bonnet theorem. As discussed in Remark 2.3, the first order correction to the GL energy asymptotics in smooth domains reads equivalently

$$-E_{\text{corr}} \int_0^{|\partial\Omega|} ds \, \mathfrak{K}(s) = -2\pi E_{\text{corr}}, \quad (2.30)$$

by (1.26).

In presence of corner singularities on $\partial\Omega$, the Gauss-Bonnet theorem has to be modified to take into account the corners: the only correction is that the integral of curvature must

now be performed over the smooth part of $\partial\Omega$ or, equivalently, interpreted in Lebesgue sense, and each corner yields a contribution proportional to its opening angle (2.14)

$$\int_{\partial\Omega_{\text{smooth}}} ds \mathfrak{K}(s) + \sum_{j=1}^N (\pi - \beta_j) = 2\pi.$$

Therefore, one can think of the above identity as if each corner contributes to the mean curvature with a Dirac mass multiplied by $\pi - \beta_j$ and the integral is meant in distributional sense. Formally, one can think of replacing the curvature $\mathfrak{K}(s)$ with

$$\mathfrak{K}(s) + \sum_{j=1}^N (\pi - \beta_j) \delta(s_j),$$

which, if substituted on the r.h.s. of (2.30), yields

$$-E_{\text{corr}} \int_{\partial\Omega_{\text{smooth}}} ds \mathfrak{K}(s) + E_{\text{corr}} \sum_{j=1}^N (\pi - \beta_j).$$

After a direct comparison with the asymptotics proven in Theorem 2.1, i.e.,

$$-E_{\text{corr}} \int_{\partial\Omega_{\text{smooth}}} ds \mathfrak{K}(s) - \sum_{j=1}^N E_{\text{corner}, \beta_j}$$

it is then very natural to state the conjecture below. Note that, if true, the conjecture would imply that the next-to-leading order term in the GL energy expansion would always be given by $-2\pi E_{\text{corr}}$, irrespective of the presence of corners.

Conjecture 1 (Corner energy).

For any $1 < b < \Theta_0^{-1}$ and $\beta \in (0, 2\pi)$, one has

$$E_{\text{corner}, \beta} = -(\pi - \beta) E_{\text{corr}}. \quad (2.31)$$

Remark 2.8 (Acute/obtuse angles).

In the linear case, i.e., for a magnetic Schrödinger operator with uniform magnetic field in an infinite wedge, it is expected [B-NF, Rmk. 1.1] and numerically verified [AB-N, B-NDMV] that the ground state energy changes for acute or obtuse angles: for the formers it is a strictly increasing function of the angle, which equals Θ_0 for flat angles, while it is believed to remain constantly equal to Θ_0 for any obtuse angle. On the opposite, in the nonlinear case, the above Conjecture would provide the same expression for acute and obtuse angles.

Remark 2.9 (Sign of the correction).

A quite important piece of information about the corner energy correction is its sign. The reason is that, depending on it, superconductivity might be favored (resp. disfavored) by the presence of corners, i.e., the concentration of Cooper pairs, although uniform to leading order, can be larger (resp. smaller) near the corners. As shown numerically in the case of smooth domains in [CDR], E_{corr} is positive and therefore the larger the curvature the higher the concentration of superconducting pairs. According to (2.31), corners with acute angles are expected to attract superconductivity, unlike corners with obtuse angles where superconductivity should be weaker. This behavior, if confirmed, would mark a major difference with the linear case, where a strong asymmetry between acute and obtuse angles is expected. Note also that this generates no contradiction when $b \rightarrow \Theta_0^{-1}$, because

of the vanishing of both the leading term E_\star^{1D} and E_{corr} (in fact the optimal density f_\star itself vanishes), which makes the whole asymptotic expansion meaningless.

As already anticipated in a companion paper [CG2], we prove that in a wedge with opening angle $\pi - \delta$, $0 < \delta \ll 1$, the corner energy is given by

$$E_{\text{corner},\beta} = -\delta E_{\text{corr}} + \mathcal{O}(\delta^{4/3}) + \mathcal{O}(\ell^{-\infty}), \quad (2.32)$$

i.e., it coincides to leading order in δ with the conjectured expression. Furthermore, this also shows that the corner energy $E_{\text{corner},\beta}$ is non-trivial, at least for angles close to the flat one.

Acknowledgments. The authors are thankful to S. FOURNAIS and N. ROUGERIE for useful comments and remarks about this work. The support of MIUR through the FIR grant 2013 “Condensed Matter in Mathematical Physics (Cond-Math)” (code RBFR13WAET) and of the National Group of Mathematical Physics (GNFM-INdAM) through Progetto Giovani 2016 “Superfluidity and Superconductivity” and Progetto Giovani 2018 “Two-dimensional Phases” is acknowledged. The authors are especially grateful to the Institut Mittag-Leffler, where part of this work was completed.

3. CORNER EFFECTIVE PROBLEMS

This section (more precisely Section 3.2 and Section 3.3) is mainly devoted to the proof of Proposition 2.2, i.e., the existence of the limit defining the model problem for the corner energy contribution, and the discussion of the properties of such a limit. In particular, we investigate the possibility to perform a limit over the diagonal, i.e., assuming that $L = L(\ell) \rightarrow +\infty$, as $\ell \rightarrow \infty$. We prove that this restriction can in fact be done, provided L satisfies some suitable bounds in terms of ℓ (Remark 3.8) and yields the same value $E_{\text{corner},\beta}$. To this purpose and also for later convenience, we study two minimization problems in Γ_β with different boundary conditions and show that they asymptotically provide the same ground state energy (Proposition 3.4).

Before entering in the discussion of the details, however, we will study (Section 3.1) a simpler minimization problem in a finite strip, which will play an important role in the next proofs.

3.1. Surface superconductivity in a finite strip. As anticipated, we start by studying a simple minimization problem in a finite strip, which is meant to model the blow-up of a small portion of the boundary layer far from the corner singularities. Similar problems have already been studied, e.g., in [Pan1, AH, CR2], but here we are not interested in taking the limit of an infinite strip. In fact, we are going to consider two versions of the same problem with different boundary conditions and show that the ground state energies coincide up to exponentially small errors in the normal width. The so obtained results will then be applied to the minimization in (2.1) to derive for instance Proposition 3.4.

After a local gauge transformation and blow-up on a scale ε , the leading contribution to the GL energy of a portion of the boundary layer of Ω of tangential length εL and normal length $\varepsilon \ell$, suitably far from any corner, becomes (see, e.g., [CR2, Lemmas 2 & 4])

$$\mathcal{G}[\psi; R(L, \ell)] := \int_0^L ds \int_0^\ell dt \left\{ |\partial_t \psi|^2 + |(\partial_s - it) \psi|^2 - \frac{1}{2b} (2|\psi|^2 - |\psi|^4) \right\}, \quad (3.1)$$

where $L, \ell > 0$, $b \in (1, \Theta_0^{-1})$ and $R(L, \ell)$ stands for the rectangle

$$R(L, \ell) := [0, L] \times [0, \ell]. \quad (3.2)$$

We recall that s plays the role of the tangential coordinate, while t stands for the normal one. The integration is cut at ℓ because for further applications we think of ℓ as being the rescaled depth of the boundary layer and thus we will always assume that

$$\ell \gg 1. \quad (3.3)$$

We study two simple minimization problems associated to the energy (3.1) and a variant of it, respectively. More precisely, we set

$$E_D(R(L, \ell)) := \inf_{\psi \in \mathcal{D}_D(R(L, \ell))} \mathcal{G}[\psi; R(L, \ell)], \quad (3.4)$$

and denote by ψ_D any corresponding minimizer. The minimization domain is given by

$$\mathcal{D}_D(R(L, \ell)) := \left\{ \psi \in H^1(R(L, \ell)) \mid \psi(0, t) = f_0(t), \psi(L, t) = f_0(t)e^{-i\alpha_0 L}, \right. \\ \left. \psi(s, \ell) = f_0(\ell)e^{-i\alpha_0 s} \right\}, \quad (3.5)$$

where the boundary conditions are meant in trace $H^{1/2}$ -sense and we recall that f_0, α_0 is a minimizer pair (see also Appendix A.2) of (2.2). The label D obviously stands for Dirichlet-type conditions at $s = 0$ and $s = L$. The heuristic meaning of such conditions is the following:

- on the boundary between the surface and the bulk region, i.e., for $t = \ell$, the order parameter is exponentially small and the same holds true for $f_0(\ell)$, so the contribution of the boundary conditions there is expected to be negligible; for this reason we could as well have set $\psi = 0$ at $t = \ell$, but this would make the analysis more complicated;
- at the normal boundaries $s = 0$ or $s = L$, the order parameter is set equal to the ideal minimizer (see Section 1.2);
- no condition is set on the boundary $t = 0$, which is meant to coincide with a (suitable blow-up of) portion of $\partial\Omega$: this is crucial to capture the key features of surface superconductivity and leads to Neumann conditions on the minimizer ψ_D along the line $t = 0$.

In fact, it is not difficult to show (see, e.g., [Gia, Chapt. 4]) that a minimizer for (3.5) exists, it is smooth and solve the first one of the variational equations (B.7) with fixed vector potential $h_{\text{ex}}\mathbf{A} = -it\mathbf{e}_s$ and $\kappa^2 = \frac{1}{b}$, i.e.,

$$-(\nabla - it\mathbf{e}_s)^2 \psi = \frac{1}{b} (1 - |\psi|^2) \psi. \quad (3.6)$$

Furthermore, the boundary conditions are satisfied pointwise and, finally, $\partial_t \psi_D|_{t=0} = 0$.

Remark 3.1 (Modified Dirichlet problem).

A simple modification of the minimization problem introduced above is obtained by replacing the boundary conditions in (3.5) with

$$\psi(0, t) = f_0(t)e^{i\kappa(t)}, \quad \psi(L, t) = f_0(t)e^{-i\alpha_0 L}e^{i\kappa(t)}, \quad (3.7)$$

and a similar modification at $t = \ell$, for a regular (e.g., C^1) function $\kappa(t)$. The corresponding minimization domain and ground state energy are denoted by $\mathcal{D}_{D, \kappa}(R(L, \ell))$ and $E_{D, \kappa}$, respectively. All the results above (e.g., existence of the minimizer, variational equation

etc.) applies also to this modified problem, with the only difference in the conditions at the boundary of $R(L, \ell)$. Notice that if $\varkappa(t) = \varkappa$, i.e., the phase is constant, then $E_{D, \varkappa} = E_D$.

The alternative version of (3.5) is provided by a modification of the energy: we define

$$\tilde{\mathcal{G}}[\psi; R(L, \ell)] := \mathcal{G}[\psi; R(L, \ell)] - \int_0^\ell dt \frac{F_0(t)}{f_0^2(t)} j_t[\psi] \Big|_{s=0}^{s=L}, \quad (3.8)$$

where F_0 is the potential function (see also Appendix A.3)

$$F_0(t) := 2 \int_0^t d\eta (\eta + \alpha_0) f_0^2(\eta), \quad (3.9)$$

and j_t is the normal component of the current $\mathbf{j}[\psi]$ given in (1.2), i.e., $j_t[\psi] = \frac{i}{2}(\psi \partial_t \psi^* - \psi^* \partial_t \psi)$. The boundary terms appearing in (3.8) are non-trivial only if the phase of ψ varies along the normal to the boundary, which is obviously not the case for the reference function $f_0(t)e^{-i\alpha_0 s}$. The reason why such terms have been added to the energy will become clear later. The minimization of (3.8) is performed on a domain without constraints on the boundaries $s = 0$ and $s = L$, i.e., we set

$$E_N(R(L, \ell)) := \inf_{\psi \in \mathcal{D}_N(R(L, \ell))} \tilde{\mathcal{G}}[\psi; R(L, \ell)], \quad (3.10)$$

where

$$\mathcal{D}_N(R(L, \ell)) := \{\psi \in H^1(R(L, \ell)) \mid \psi(s, \ell) = f_0(\ell)e^{-i\alpha_0 s}\} \quad (3.11)$$

and we denote by ψ_N any corresponding minimizer. Again, the label N is relative to the absence of conditions at $s = 0$ and $s = L$. The Dirichlet-type boundary conditions at the boundary $t = \ell$ are on the other hand motivated by the heuristic meaning of the variational problem: we want indeed to mimic the behavior of a straight portion of the boundary of a smooth domain in the surface superconductivity regime and t plays the role of the (rescaled) distance from the outer boundary (see also next Remark 3.4). Existence and the other properties of the minimizer hold true exactly as in the previous case, with the only difference that ψ_N satisfies conditions of magnetic Neumann-type at $s = 0$ and $s = L$, i.e.,

$$[(\partial_s + i\alpha_0) \psi_N](0, t) = i \frac{F_0(t)}{f_0^2(t)} (\partial_t \psi_N)(0, t), \quad (3.12)$$

with an analogous condition at $s = L$.

Remark 3.2 (Agmon estimates).

Given any ψ solving the variational equation (3.6) and satisfying the boundary conditions alternatively in (3.5) or (3.11) and (3.12), one can show that ψ decays exponentially in the distance from the boundary $t = 0$, i.e.,

$$\int_{R(L, \ell)} ds dt e^{c(b)t} \left\{ |\psi|^2 + |(\nabla - it\mathbf{e}_s) \psi|^2 \right\} = \mathcal{O}(L), \quad (3.13)$$

for a constant $c(b) > 0$, whenever $1 < b < \Theta_0^{-1}$. The proof can be done by following step-by-step the proof of Lemma B.2. Furthermore, an argument analogous to the one in the proof of Lemma B.5 can be applied to prove that

$$|\psi(s, t)| \leq C e^{-\frac{1}{2}c(b)t}. \quad (3.14)$$

The surface superconductivity behavior occurs for $1 < b < \Theta_0^{-1}$ and is characterized by the emergence of the 1D effective model (2.2) or, equivalently, (1.24).

Proposition 3.1 (GL energies on a finite strip).

For any $1 < b < \Theta_0^{-1}$ and $L > 0$, as $\ell \rightarrow \infty$,

$$E_{D/N}(R(L, \ell)) = L (E_0^{1D}(\ell) + \mathcal{O}(\ell^{-\infty})) = L (E_\star^{1D} + \mathcal{O}(\ell^{-\infty})). \quad (3.15)$$

Remark 3.3 (Gauge invariance and minimizers).

The functional (3.1) is still gauge invariant, in the sense that the configuration $\psi e^{i\phi}, -t\mathbf{e}_s + \nabla\phi$ has the same energy of $\psi, -t\mathbf{e}_s$, for any ϕ smooth. However, the boundary conditions in both the Dirichlet and Neumann domains (see (3.5) and (3.11)) break such an invariance and the phase of ψ_D is uniquely determined. In fact, one has (see also next Proposition 3.2),

$$\psi_{D \setminus N}(s, t) \simeq f_0(t) e^{-i\alpha_0 s}. \quad (3.16)$$

Remark 3.4 (Boundary conditions).

The condition $\psi_N(s, \ell) = f_0(\ell) e^{-i\alpha_0 s}$ is key in order for the asymptotics (3.15) to hold true for E_N . The reason is that otherwise one would get an additional energy contribution from the boundary $t = \ell$, i.e., the energy would be twice the value appearing in (3.15). Indeed, without the condition at $t = \ell$, it is not difficult to see that, exploiting the gauge invariance described in Remark 3.3 and replacing $\psi, -t\mathbf{e}_s$ with $\psi^* e^{i\ell s}, -(\ell - t)\mathbf{e}_s$, one can exchange the boundaries $t = 0$ and $t = \ell$, leaving the energy unaffected.

Proof. We first observe that the last estimate is in fact stated in Lemma A.2 in Appendix A.3. The rest of the statement is actually proven by showing separately that the first estimate holds true for both E_D and E_N .

Let us first consider $E_D(R(L, \ell))$. For the upper bound, we then test \mathcal{G} on the trial state $f_0(t) e^{-i\alpha_0 s}$, which immediately yields $E_D(R(L, \ell)) \leq L E_0^{1D}(\ell)$. For the corresponding lower bound we use the same energy splitting used, e.g., in [CR3], i.e., we set

$$\psi_D(s, t) =: f_0(t) e^{-i\alpha_0 s} u(s, t), \quad (3.17)$$

which, via an integration by parts and the variational equation (A.16), leads to

$$E_D(R(L, \ell)) = L E_0^{1D} + \mathcal{E}_0[u; R(L, \ell)], \quad (3.18)$$

where

$$\begin{aligned} \mathcal{E}_0[u; R(L, \ell)] := & \int_0^L ds \int_0^\ell dt f_0^2 \{ |\partial_s u|^2 + |\partial_t u|^2 - 2(t + \alpha_0) j_s[u] \\ & + \frac{f_0^2}{2b} (1 - |u|^2)^2 \}, \end{aligned} \quad (3.19)$$

and $j_s[\psi]$ is the tangential component of (1.2), i.e., explicitly

$$j_s[\psi] = \frac{i}{2} (\psi \partial_s \psi^* - \psi^* \partial_s \psi).$$

We stress that the decoupling does not generate any boundary term because f_0' vanishes both at $t = 0$ and $t = \ell$ by (A.34): the only non-trivial computation is the following integration by parts

$$\int_0^L ds \int_0^\ell dt \left[|u|^2 f_0'^2 + f_0 f_0' \partial_t |u|^2 \right] = - \int_0^L ds \int_0^\ell dt |u|^2 f_0 f_0'',$$

where f_0'' can then be replaced via the variational equation (A.16).

To complete the lower bound proof it suffices to bound from below $\mathcal{E}_0[u]$ using the pointwise positivity of the cost function (see (A.44) and (A.46) in Appendix A.3)

$$K_0 := f_0^2 + F_0, \quad (3.20)$$

in $I_{\bar{\ell}} = [0, \bar{\ell}]$ defined as

$$I_{\bar{\ell}} := \{t \in (0, \ell) \mid f_0(t) \geq \ell^3 f_0(\ell)\} = [0, \bar{\ell}]. \quad (3.21)$$

Note that $\bar{\ell} = \ell + \mathcal{O}(1)$ by (A.48).

To see this, we integrate by parts twice:

$$\begin{aligned} -2 \int_0^L ds \int_0^\ell dt (t + \alpha_0) f_0^2(t) j_s[u] &= - \int_0^L ds \int_0^\ell dt F_0'(t) j_s[u] = \int_0^L ds \int_0^\ell dt F_0(t) \partial_t j_s[u] \\ &= 2 \int_0^L ds \int_0^\ell dt F_0(t) \operatorname{Im}(\partial_t u^* \partial_s u) + \int_0^\ell dt F_0(t) j_t[u] \Big|_{s=0}^{s=L}, \end{aligned} \quad (3.22)$$

where the boundary terms of the first integration by parts are missing, because $F_0(0) = F_0(\ell) = 0$, and the last terms vanish as well, since, due to boundary conditions, $u(0, t) = u(L, t) = 1$ and thus $j_t[u] = 0$ there.

Using the negativity of F_0 and the simple bound $2|\operatorname{Im}(ab)| \leq |a|^2 + |b|^2$, one then obtains as in [CR2, Eq. (4.38)] (see also [CR2, Sect. 2.3 & Proof of Prop. 4.2])

$$\begin{aligned} \mathcal{E}_0[u; R(L, \ell)] &\geq \int_0^L ds \int_0^{\bar{\ell}} dt \left\{ K_0(t) (|\partial_s u|^2 + |\partial_t u|^2) + \frac{1}{2b} f_0^4(1 - |u|^2)^2 \right\} \\ &\quad + \int_0^L ds \int_{\bar{\ell}}^\ell dt \left\{ f_0^2 |\nabla u|^2 + 2F_0(t) \operatorname{Im}(\partial_t u^* \partial_s u) \right\} \\ &\geq \int_0^L ds \int_{\bar{\ell}}^\ell dt \left\{ f_0^2 |\nabla u|^2 + 2F_0(t) \operatorname{Im}(\partial_t u^* \partial_s u) \right\}, \end{aligned} \quad (3.23)$$

by (A.46) and the positivity of the last term on the r.h.s. of the first line.

It thus remains to estimate the quantity on the r.h.s., which can be done by integrating by parts back:

$$\begin{aligned} \int_0^L ds \int_{\bar{\ell}}^\ell dt \left\{ f_0^2 |\nabla u|^2 + 2F_0(t) \operatorname{Im}(\partial_t u^* \partial_s u) \right\} \\ = \int_0^L ds \int_{\bar{\ell}}^\ell dt \left\{ f_0^2 |\nabla u|^2 - 2(t + \alpha_0) j_s[f_0 u] \right\} - 2F_0(\bar{\ell}) \int_0^L ds j_s[u] \Big|_{t=\bar{\ell}}. \end{aligned} \quad (3.24)$$

Now, exploiting (A.22) and the fact that $\bar{\ell} = \ell + \mathcal{O}(1)$, we deduce that

$$f_0(t) = \mathcal{O}(\ell^{-\infty}), \quad f_0'(t) = \mathcal{O}(\ell^{-\infty}), \quad \text{for any } t \geq \bar{\ell}. \quad (3.25)$$

Hence, $|\nabla \psi_D| = f_0 |\nabla u| + \mathcal{O}(\ell^{-\infty})$ in $I_\ell \setminus I_{\bar{\ell}}$. A similar decay (Agmon estimates) can be proven for ψ_D as in (B.26). Hence, since $F_0(\ell) = 0$, $F_0(\bar{\ell}) \leq C\ell f_0^2(\bar{\ell})$ and then we can bound the boundary term (last term in (3.24)) by

$$CL \sup_{s \in [0, L]} |\psi_D(s, \bar{\ell})| |\nabla \psi_D(s, \bar{\ell})| = L\mathcal{O}(\ell^{-\infty}),$$

thanks to (3.13) above, which implies the analogue of (B.43), and the bound $\|\nabla \psi_D\|_\infty \leq C$ on the gradient of ψ_D (see (B.23)). For the same reason, the first term on the r.h.s. of

(3.24) can be bounded from below via Cauchy inequality and (3.13) by

$$-C \int_0^L ds \int_{\bar{\ell}}^{\ell} dt (t + \alpha_0)^2 |\psi_D|^2 = \mathcal{O}(L\ell^{-\infty}),$$

which finally yields,

$$\int_0^L ds \int_{\bar{\ell}}^{\ell} dt \left\{ f_0^2 |\nabla u|^2 + 2F_0(t) \operatorname{Im}(\partial_t u^* \partial_s u) \right\} = \mathcal{O}(L\ell^{-\infty}), \quad (3.26)$$

and thus the statement.

The proof for the modified functional (3.8) is very similar. The upper bound is obtained by evaluating the energy on the trial state $f_0(t)e^{-i\alpha_0 s}$: notice that the phase of such a function is independent of t , then the normal component j_t of its current is identically zero and therefore the boundary terms in $\tilde{\mathcal{G}}$ do not yield any additional contribution. The final outcome is the very same bound $E_N(R(L, \ell)) \leq LE_0^{1D}(\ell)$ as before.

One can then apply the splitting technique, setting (for a different u than before)

$$\psi_N(s, t) =: f_0(t)e^{-i\alpha_0 s}u(s, t), \quad (3.27)$$

to get the identity $E_N(R(L, \ell)) = LE_0^{1D} + \tilde{\mathcal{E}}_0[u; R(L, \ell)]$, where

$$\tilde{\mathcal{E}}_0[u; R(L, \ell)] := \mathcal{E}_0[u; R(L, \ell)] - \int_0^{\ell} dt F_0(t) j_t[u] \Big|_{s=0}^{s=L}. \quad (3.28)$$

The proof of the lower bound is then completely analogous to the one above: the only nontrivial observation is that the first integration by parts in (3.22) generates the same outcome, because of the vanishing of F_0 at the boundaries, and the last terms in (3.22) are exactly compensated by the boundary terms in the functional (3.28), so that they sum up to zero. Actually, this was the main reason to add those terms to (3.8) in first place. The lower bound then follows from the positivity of K_0 , exactly as above. \square

We conclude this section with a result which will be used later in the paper. In extreme synthesis it states that, if one has an a priori upper bound on $\mathcal{E}_0[u; R(L, \ell)]$, then it is possible to extract some useful information on the corresponding order parameter $\psi(s, t)$ and show for instance that it is pointwise close to $f_0(t)e^{-i\alpha_0 s}$ up to a smooth phase factor.

We recall (see Appendix A.3) that $I_{\bar{\ell}} = [0, \bar{\ell}]$ is defined as the region where $f_0(t) \geq \ell^3 f_0(\ell)$. Since we aim at describing the behavior for ℓ large, we assume in next Proposition 3.2 that ℓ is larger than some given finite quantity $t_0 > 0$, so that f_0 is decreasing for $t \geq t_0$ (see (A.35) in Appendix A.3). For our purposes it suffices to state and prove the result only in the Neumann case, but it applies to the Dirichlet one with the appropriate adaptations (see Remark 3.5).

Proposition 3.2 (Order parameter estimates).

Let ψ be a solution of (3.6) in the strip $R(L, \ell)$, with $\ell \geq t_0 > 0$ and $L > 0$, satisfying the boundary conditions in (3.11) and (3.12), and let u be defined as in (3.27). Let also $\tilde{\mathcal{E}}_0[u; R(L, \ell)]$ be the functional defined in (3.28) in the strip $R(L, \ell)$ and assume that

$$\tilde{\mathcal{E}}_0[u; R(L, \ell)] \leq \mathfrak{e} \leq 1, \quad (3.29)$$

for some $\mathfrak{e} > 0$. Then, if $1 < b < \Theta_0^{-1}$,

i) there exists a finite constant $C < +\infty$, such that

$$\|\partial_s |\psi|\|_{L^2(R(L, \bar{\ell}))}^2 \leq C \tilde{\mathfrak{e}} \ell^4, \quad (3.30)$$

$$\|(\nabla - it\mathbf{e}_s)\psi\|_{L^2(R(L,\ell))}^2 \leq C(\tilde{\mathfrak{e}}\ell^4 + L), \quad \|\nabla\psi\|_{L^2(R(L,\ell))}^2 \leq C(\tilde{\mathfrak{e}}\ell^4 + L); \quad (3.31)$$

$$\left\| \partial_s \int_0^\ell dt |\psi|^2 \right\|_{s=L} \leq C \left[\tilde{\mathfrak{e}}^{1/3} \ell^{4/3} + \tilde{\mathfrak{e}}^{1/2} \left(\sqrt{L} + \frac{\ell}{\sqrt{L}} \right) + L \right], \quad (3.32)$$

where we have set

$$\tilde{\mathfrak{e}} = \mathfrak{e} + \mathcal{O}(L\ell^{-\infty}); \quad (3.33)$$

ii) let $0 < T \leq \bar{\ell}$, then, for any $(s, t) \in R_{L,T}$,

$$|\psi(s, t) - f_0(t)| \leq \frac{C \tilde{\mathfrak{e}}^{1/4}}{\sqrt{\min_{[0,T]} f_0}}. \quad (3.34)$$

Remark 3.5 (Dirichlet problem).

The results above are stated for an order parameter belonging to $\mathcal{D}_N(R(L, \ell))$ and satisfying Neumann boundary conditions, but they can be easily seen to apply also to the Dirichlet problem (3.4) as well. Indeed, if ψ solves the variational equation (B.7) in the strip $R(L, \ell)$ and satisfies the boundary conditions in (3.5) or (3.7), and if the corresponding reduced energy is such that

$$\mathcal{E}_0[u; R(L, \ell)] \leq \mathfrak{e} \ll 1, \quad (3.35)$$

one can readily see that all the key properties of u and ψ still hold. In particular, ψ satisfies the Agmon estimate (3.13). Then, (3.30), (3.31) and (3.34) holds true as well.

Remark 3.6 (Dirichlet and Neumann minimizers).

Combining the energy estimates (3.34) with the boundary conditions in (3.5) or (3.11), one can prove a pointwise estimate of the order parameters ψ_D or ψ_N stronger than [CR2, Thm. 2], i.e.,

$$\psi_{D \setminus N}(s, t) = f_0(t) e^{-i\alpha_0 s} (1 + o_\ell(1)), \quad (3.36)$$

for any t such that $f_0(t)$ is larger than a quantity vanishing with ℓ and related to the bound \mathfrak{e} of the reduced functional.

Proof. We preliminary observe that the hypothesis on ψ guarantee that we can apply to it Lemma B.1, so obtaining

$$\|\nabla\psi\|_{L^\infty(R(L,\ell))} \leq C. \quad (3.37)$$

Furthermore, ψ satisfies the Agmon estimates (3.13) and (3.14) discussed in Remark 3.2.

The key estimate is then the positivity (A.46) of the cost function $K_{0,\ell}$, i.e.,

$$f_0^2(t) + F_0(t) \geq d_\ell f_0^2(t), \quad \text{for any } t \in I_{\bar{\ell}},$$

and for any $d_\ell \leq C\ell^{-4}$. Indeed, by acting as in the derivation of (3.23), one immediately gets

$$\begin{aligned} \tilde{\mathcal{E}}_0[u, R(L, \ell)] &\geq \int_{R(L, \bar{\ell})} ds dt K_0(t) |\nabla u|^2 + \frac{1}{2b} \int_{R(L, \ell)} ds dt f_0^4(t) (1 - |u|^2)^2 \\ &\quad + \mathcal{O}(L\ell^{-\infty}). \end{aligned} \quad (3.38)$$

Note that in this step we used the boundary conditions (3.5) or (3.12) to exploit the exponential decay (see Remark 3.2) and get rid of the boundary terms in the integration by parts (3.22). Plugging in the pointwise lower bound above, we get for some $C > 0$

$$\frac{C}{\ell^4} \int_{R(L, \bar{\ell})} ds dt f_0^2(t) |\nabla u|^2 \leq \mathfrak{e} + \mathcal{O}(L\ell^{-\infty}) = \tilde{\mathfrak{e}}. \quad (3.39)$$

Noticing that $\partial_s |\psi| = f_0(t) \partial_s |u|$ and using the convex inequality for the gradient $|\nabla \psi| \geq |\nabla |\psi||$, one obtains (3.30). On the other hand,

$$\int_{R(L,\ell)} ds dt |(\nabla - it\mathbf{e}_s) \psi|^2 = \int_{R(L,\ell)} ds dt \left\{ |\partial_t (f_0 u)|^2 + f_0^2 |(\partial_s - i(t + \alpha_0)) u|^2 \right\},$$

and

$$\begin{aligned} \int_{R(L,\ell)} ds dt |\partial_t (f_0 u)|^2 &= \int_{R(L,\ell)} ds dt \left\{ f_0^2 |\partial_t u|^2 + f_0 f_0' \partial_t |u|^2 + |u|^2 f_0'^2 \right\} \\ &= \int_{R(L,\ell)} ds dt \left\{ f_0^2 |\partial_t u|^2 - f_0 f_0'' |u|^2 \right\} \\ &= \int_{R(L,\ell)} ds dt \left\{ f_0^2 |\partial_t u|^2 + \left[\frac{1}{b}(1 - f_0^2) - (t + \alpha_0)^2 \right] |\psi|^2 \right\} + \mathcal{O}(L\ell^\infty), \end{aligned}$$

$$\begin{aligned} \int_{R(L,\ell)} ds dt f_0^2 |(\partial_s - i(t + \alpha_0)) u|^2 &= \int_{R(L,\ell)} ds dt f_0^2 \left\{ |\partial_s u|^2 \right. \\ &\quad \left. - 2(t + \alpha_0) j_s[u] + (t + \alpha_0)^2 |\psi|^2 \right\}. \end{aligned}$$

Plugging (3.39) in the above identities and using the Agmon decay (3.13), which guarantees that the kinetic energy in $R(L, \ell) \setminus R(L, \bar{\ell})$ is $\mathcal{O}(L\ell^{-\infty})$, we obtain

$$\int_{R(L,\bar{\ell})} ds dt |(\nabla - it\mathbf{e}_s) \psi|^2 \leq C \left[\tilde{\epsilon} \ell^4 + \int_{R(L,\ell)} ds dt (t + \alpha_0)^2 |\psi|^2 \right] \leq C (\tilde{\epsilon} \ell^4 + L),$$

by the decay in t of ψ in (3.13). This yields the first inequality in (3.31).

On the other hand, the second estimate in (3.31) is a direct consequence of Cauchy inequality:

$$\|(\nabla - it\mathbf{e}_s) \psi\|_{L^2(R(L,\ell))}^2 \geq \left(\|\nabla \psi\|_{L^2(R(L,\ell))} - \|t\psi\|_{L^2(R(L,\ell))} \right)^2,$$

which implies the result via the estimate $\|t\psi\|_{L^2(R(L,\ell))}^2 = \mathcal{O}(L)$, following again from (3.13).

In order to get (3.32), we can restrict the integration to the interval $t \in [0, \bar{\ell}]$, since the rest is exponentially small. We then compute

$$\partial_s \int_0^{\bar{\ell}} dt |\psi(s, t)|^2 \Big|_{s=L} = \int_0^L ds \int_0^{\bar{\ell}} dt \left[\chi(s) \partial_s^2 |\psi(s, t)|^2 + \chi'(s) \partial_s |\psi(s, t)|^2 \right],$$

where $\chi(s)$ is a smooth function vanishing at $s = 0$ and such that $0 \leq \chi \leq 1$, $\chi(s) = 1$ for $s \in [\delta, L]$. Hence, we can also assume that $\|\chi'\|_\infty \leq C\delta^{-1}$. Now, we estimate both terms on the r.h.s. separately: for any $a > 0$

$$\begin{aligned} \left| \int_0^\delta ds \int_0^{\bar{\ell}} dt \chi'(s) \partial_s |\psi(s, t)|^2 \right| &\leq C\delta^{-1} \left[a \int_{\text{supp}(1-\chi)} ds \int_0^{\bar{\ell}} dt |\psi(s, t)|^2 \right. \\ &\quad \left. + \frac{1}{a} \int_{R(L,\bar{\ell})} ds dt f_0^2 |\partial_s u|^2 \right] \leq C \left[a + \frac{\tilde{\epsilon} \ell^4}{a\delta} \right] \leq C \sqrt{\tilde{\epsilon} \ell^4 / \delta}, \end{aligned}$$

where we have plugged in (3.39) and used again that $\partial_s |\psi| = f_0 \partial_s |u|$ and the convex inequality for the gradient. For the first term, we extend the integration in t to ℓ : using Neumann boundary conditions at $t = \ell$, one gets

$$\int_{\bar{\ell}}^{\ell} dt \partial_s^2 |\psi|^2 = \int_{\bar{\ell}}^{\ell} dt \Delta |\psi|^2 + \partial_t |\psi|^2 \Big|_{t=\bar{\ell}} = \int_{\bar{\ell}}^{\ell} dt \Delta |\psi|^2 + \mathcal{O}(\ell^{-\infty}),$$

by (3.14) and the pointwise bound on the gradient of ψ . Hence, exploiting the Neumann conditions also at $t = 0$, we obtain

$$\begin{aligned} \int_0^{\bar{\ell}} dt \partial_s^2 |\psi|^2 &= \int_0^{\ell} dt \Delta |\psi|^2 + \mathcal{O}(\ell^{-\infty}) = \int_0^{\ell} dt \left[2\operatorname{Re}(\psi^* \Delta \psi) + 2|\nabla \psi|^2 \right] + \mathcal{O}(\ell^{-\infty}) \\ &= 2 \int_0^{\ell} dt \left[|(\nabla - it\mathbf{e}_s)\psi|^2 - \frac{1}{b} (1 - |\psi|^2) |\psi|^2 \right] + \mathcal{O}(\ell^{-\infty}), \end{aligned}$$

which yields

$$\begin{aligned} \int_0^L ds \int_0^{\ell} dt \chi(s) \partial_s^2 |\psi(s, t)|^2 \\ = 2 \int_{R(L, \ell)} ds dt \chi(s) \left[|(\nabla - it\mathbf{e}_s)\psi|^2 - \frac{1}{b} (1 - |\psi|^2) |\psi|^2 \right] + \mathcal{O}(L\ell^{-\infty}). \end{aligned} \quad (3.40)$$

In order to estimate the quantity on the r.h.s. of the expression above we first replace $\chi(s)$ with 1 and observe that

$$\begin{aligned} \left| \int_{R(L, \ell)} ds dt \left[|(\nabla - it\mathbf{e}_s)\psi|^2 - \frac{1}{b} (1 - |\psi|^2) |\psi|^2 \right] \right| &\leq \frac{1}{2b} \int_{R(L, \ell)} ds dt \left| f_0^4 - |\psi|^4 \right| + \left| \tilde{\mathcal{E}}_0[u] \right| \\ &\leq C \left(\sqrt{\tilde{\epsilon} L} + \tilde{\epsilon} \right), \end{aligned}$$

by (3.6), the identity $E_0^{\text{1D}} = -\frac{1}{2b} \|f_0\|_4^4$ and (3.38). Furthermore, by the decay estimates of ψ and its gradient and the fact that χ differs from 1 only in $[0, \delta]$, we estimate the term with $1 - \chi$ by $C\delta$. Altogether we get

$$\left| \partial_s \int_0^{\ell} dt |\psi(s, t)|^2 \Big|_{s=L} \right| \leq C \left[\sqrt{\tilde{\epsilon} \ell^4 / \delta} + \sqrt{L\tilde{\epsilon}} + \delta \right] + \mathcal{O}(L\ell^{-\infty}),$$

which we optimize over δ , so obtaining (3.30): notice that $\delta \leq L$, which enforces $\delta = \min\{L, \tilde{\epsilon}^{1/3} \ell^{4/3}\}$.

We finally address (3.34): the starting point is again (3.38) which yields a bound on the kinetic energy of u and thus essentially implies that $|u|$ is approximately constant and equal to 1. The idea of proof goes back to [BBH] and it has been used several times since then (see, e.g., [CRY]). Fix $0 < T \leq \bar{\ell}$ and assume by absurd that there was a point $(s_0, t_0) \in R_{L, T}$, where

$$|\psi(s_0, t_0)| - f_0(t_0) \geq \frac{c \tilde{\epsilon}^{1/4}}{\sqrt{\min_{[0, T]} f_0}}, \quad (3.41)$$

for a suitable $c > 0$ to be adjusted later. Then, by (3.37) and the analogous bound for $|f'_0(t)|$ (see (A.22)), we deduce that there would exist also a ball of radius $\varrho :=$

$c'\tilde{\epsilon}^{1/4}/\sqrt{f_0(t_0)}$ centered in (s_0, t_0) , with c' a constant proportional to c and depending only on the a priori bounds on the gradient, so that

$$|\psi(s, t) - f_0(t)| \geq \frac{1}{2} \frac{c \tilde{\epsilon}^{1/4}}{\sqrt{\min_{[0, T]} f_0}}, \quad \text{in } \mathcal{B}_\varrho(s_0, t_0) \cap R_{L, T}.$$

Furthermore, we can also assume that at least one quarter of the ball is contained inside $R_{L, T}$. Hence,

$$\begin{aligned} \int_{R(\ell, T)} \mathrm{d}s \mathrm{d}t f_0^4(t) (1 - |u|^2)^2 &= \int_{R(\ell, T)} \mathrm{d}s \mathrm{d}t (f_0^2(t) - |\psi|^2)^2 \\ &\geq \frac{\pi c^2}{16} \varrho^2 \tilde{\epsilon}^{1/2} \min_{[0, T]} f_0 \geq C c^4 \tilde{\epsilon} \end{aligned}$$

where C is a positive constant independent of c . Therefore, by taking c large enough we would get a contradiction with (3.29) via (3.38), which completes the proof. \square

3.2. Properties of $E_{\text{corner}, \beta}(L, \ell)$. In the present and following sections, we study the effective model introduced in (2.1) and specifically prove the existence of the limit as well as its boundedness. The key properties we are going to use in the proof of Proposition 2.2 are:

- existence of the limit $L \rightarrow +\infty$ of $E_{\text{corner}, \beta}(L, \ell)$ (Lemma 3.1);
- change of gauge to replace the magnetic potential \mathbf{F} with $\mathbf{a} \simeq -t\mathbf{e}_s$ (Lemma 3.2);
- uniform boundedness of $E_{\text{corner}, \beta}(L, \ell)$ and existence of its double limit $L, \ell \rightarrow +\infty$ (Proposition 3.3);
- further properties of $E_{\text{corner}, \beta}(L, \ell)$ and its limit (Section 3.4).

Plugging together such pieces of information, it is not difficult to figure out that, at least far from the vertex, the minimization problem yielding $E_{\text{corner}, \beta}(L, \ell)$ is not so different from the strip behavior discussed in Section 3.1. Therefore, we will be able to exploit, e.g., the results proven in Proposition 3.2 to deduce important properties of $E_{\text{corner}, \beta}$, as the existence of the limit along the diagonal (Remark 3.8), i.e., for $L = L(\ell) \rightarrow +\infty$, as $\ell \rightarrow +\infty$, or the possibility to change the boundary conditions in $E_{\text{corner}, \beta}(L, \ell)$ inside the definition of $E_{\text{corner}, \beta}$ (Proposition 3.4 and Remark 3.14).

As anticipated, a crucial property to prove the existence of the limits in (2.1) or (2.28) is the monotonicity of the quantity $E_{\text{corner}, \beta}(L, \ell)$ in L , for given ℓ , which is proven in next Lemma 3.1. We recall that

$$E_{\text{corner}, \beta}(L, \ell) = -2LE_0^{\text{1D}}(\ell) + \inf_{\psi \in \mathcal{D}_\star(\Gamma_\beta(L, \ell))} \mathcal{E}_1^{\text{GL}}[\psi, \mathbf{F}; \Gamma_\beta(L, \ell)],$$

and set

$$\mathcal{G}_\mathbf{F}[\psi] := \mathcal{E}_1^{\text{GL}}[\psi, \mathbf{F}; \Gamma_\beta(L, \ell)]; \quad (3.42)$$

$$E_\beta(L, \ell) := \inf_{\psi \in \mathcal{D}_\star(\Gamma_\beta(L, \ell))} \mathcal{G}_\mathbf{F}[\psi; \Gamma_\beta(L, \ell)], \quad (3.43)$$

where both the energy $\mathcal{E}_1^{\text{GL}}$ and the corner region are introduced in Section 2. Any corresponding minimizer is denoted by ψ_β , whose existence can be shown by elliptic theory. As usual, when we want to specify the integration domain S , we write, e.g., $\mathcal{G}_\mathbf{F}[\psi; S]$.

Lemma 3.1.

Let $\ell, L_1 > 0$ satisfy (2.22). Then, for $1 \leq b < \Theta_0^{-1}$,

$$E_{\text{corner}, \beta}(L_2, \ell) \leq E_{\text{corner}, \beta}(L_1, \ell), \quad \text{for any } L_2 \geq L_1. \quad (3.44)$$

Proof. To prove the result it suffices to choose a suitable trial state for the energy on $\Gamma_\beta(L_2, \ell)$.

We first note that, under the assumptions we made on ℓ, L_1 ,

$$\Gamma_\beta(L_2, \ell) \setminus \Gamma_\beta(L_1, \ell) =: R_- \cup R_+$$

is given by two rectangular regions R_\pm (see Fig. 4), which in boundary coordinates (s, t) can be expressed as

$$R_- = [-L_2, -L_1] \times [0, \ell], \quad R_+ = [L_1, L_2] \times [0, \ell]. \quad (3.45)$$

Futhermore, the vector potential \mathbf{F} can be rewritten in boundary coordinates in R_\pm as

$$\mathbf{F}(s, t) = -\frac{1}{2}t\mathbf{e}_s + \frac{1}{2}s\mathbf{e}_t. \quad (3.46)$$

Note however that the meaning of the coordinates (s, t) as well as the corresponding unit vectors $\mathbf{e}_s, \mathbf{e}_t$ are different in R_+ and R_- , but since the two regions do not intersect, we are free to choose the system of coordinates (1.13) in both regions.

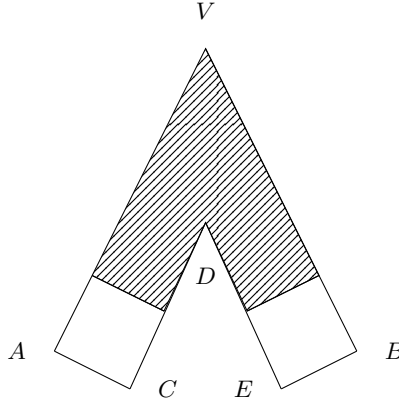


FIGURE 4. The regions $\Gamma_\beta(L_2, \ell)$ and $\Gamma_\beta(L_1, \ell)$ (dashed area), for $L_2 > L_1 > \ell / \tan(\beta/2)$: $|\overline{AV}| = |\overline{BV}| = L_2$; $|\overline{AC}| = |\overline{EB}| = \ell$.

The trial order parameter is then

$$\psi_{\text{trial}} := \begin{cases} f_0(t)e^{-i\alpha_0 s - \frac{i}{2}st}, & \text{in } R_-, \\ \psi_{L_1, \ell, \mathbf{F}}, & \text{in } \Gamma_\beta(L_1, \ell), \\ f_0(t)e^{-i\alpha_0 s - \frac{i}{2}st}, & \text{in } R_+, \end{cases} \quad (3.47)$$

The state (3.47) is clearly admissible, i.e., $\psi_{\text{trial}} \in \mathcal{D}_\star(\Gamma_\beta(L_2, \ell))$, and, in particular, it is a continuous function, thanks to the boundary conditions satisfied by $\psi_{L_1, \ell, \mathbf{F}}$ on $\partial\Gamma_{\text{bd}}(L_1, \ell)$.

The evaluation of the energy (3.64) inside R_\pm is trivial, since the gauge phase yields a new vector potential given by

$$\mathbf{F}(s, t) - \nabla_{s,t} \left(\frac{1}{2}ist \right) = -t\mathbf{e}_s. \quad (3.48)$$

Hence, one recovers the functional (3.1) in R_\pm , obtaining the energy $2E_0^{1\text{D}}(\ell)(L_2 - L_1)$. On the other hand, the energy inside $\Gamma_\beta(L_1, \ell)$ equals $E_\beta(L_1, \ell)$ by definition. Hence, we get

$$E_\beta(L_2, \ell) \leq E_\beta(L_1, \ell) + 2E_0^{1\text{D}}(\ell)(L_2 - L_1), \quad (3.49)$$

which implies the desired result. \square

In the proof of Lemma 3.1 we have used the fact that \mathbf{F} is gauge equivalent, at least far from the corner, to a potential $-\mathbf{t}\mathbf{e}_s$, which is purely tangential. In next Lemma 3.2, we show that this can be done almost globally, i.e., we can replace \mathbf{F} with a vector potential \mathbf{a} , such that

$$\mathbf{a}(\mathbf{r}(s, t)) \simeq -\mathbf{t}\mathbf{e}_s, \quad (3.50)$$

in boundary coordinates (s, t) . It is not difficult to figure out (compare with the phase of ψ_{trial} in (3.47)) that there exists however no smooth gauge transformation implementing the above change globally in $\Gamma_\beta(L, \ell)$. In particular, boundary coordinates (s, t) are meaningful only locally close to the outer boundary of the region, and, if they are extended as far as possible, a discontinuity appears, e.g., along the bisectrix of the corner angle. Hence, we are allowed to require that (3.50) holds true only far from the bisectrix of $\Gamma_\beta(L, \ell)$. More precisely, we define the wedge-domain $\Gamma_\beta(L, \ell) \setminus \tilde{\Gamma}_\beta(L, \ell)$ (as depicted in Fig. 5) through

$$\Gamma_\beta(L, \ell) \setminus \tilde{\Gamma}_\beta(L, \ell) := \left\{ \mathbf{r} \in \Gamma_\beta(L, \ell) \mid \frac{1}{2}\beta - \frac{1}{\ell^3} \leq \vartheta \leq \frac{1}{2}\beta + \frac{1}{\ell^3} \right\}, \quad (3.51)$$

in polar coordinates $(\varrho, \vartheta) \in [0, \ell] \times [0, \beta]$. Hence, we obviously have

$$\left| \Gamma_\beta(L, \ell) \setminus \tilde{\Gamma}_\beta(L, \ell) \right| = \mathcal{O}(\ell^{-1}), \quad (3.52)$$

and the area of the region vanishes in the limit $\ell \rightarrow +\infty$.

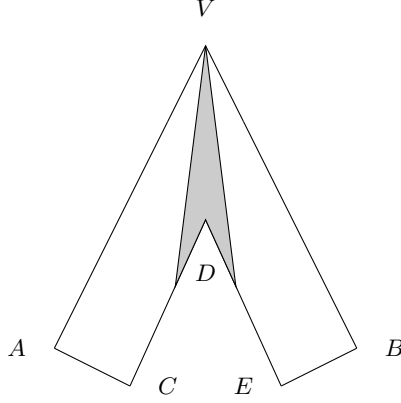


FIGURE 5. The region $\Gamma_\beta(L, \ell) \setminus \tilde{\Gamma}_\beta(L, \ell)$ (shaded area).

The potential \mathbf{a} is thus such that there exists a gauge phase $\phi_{\mathbf{F}} \in H^1(\Gamma_\beta(L, \ell))$ so that

$$\mathbf{a} = \mathbf{F} + \nabla \phi_{\mathbf{F}}, \quad (3.53)$$

and

$$\mathbf{a} = -\mathbf{t}\mathbf{e}_s, \quad \text{in } \tilde{\Gamma}_\beta(L, \ell). \quad (3.54)$$

However, because of the jump of \mathbf{e}_s along the bisectrix of the sector, one can not set $\mathbf{a} = -\mathbf{t}\mathbf{e}_s$ everywhere, but it is necessary to leave some room in $\Gamma_\beta(L, \ell) \setminus \tilde{\Gamma}_\beta(L, \ell)$ to glue together the different vectors or, equivalently, take a discontinuous vector potential. However, we require that

$$\mathbf{a} = \mathcal{O}(\ell^4), \quad \text{in } \Gamma_\beta(L, \ell), \quad (3.55)$$

which is in fact a constraint only in $\Gamma_\beta(L, \ell) \setminus \tilde{\Gamma}_\beta(L, \ell)$. In next Lemma 3.2 we prove that such a phase $\phi_{\mathbf{F}}$ does exist for any given L, ℓ , although \mathbf{a} would eventually tend to a discontinuous function as $\ell \rightarrow +\infty$. Note also that

$$\operatorname{curl} \mathbf{a} = \operatorname{curl}(-t\mathbf{e}_s) = 1, \quad \text{in } \Gamma_\beta(L, \ell), \quad (3.56)$$

thanks to (1.38) and the gauge invariance of the curl.

Lemma 3.2 (Gauge choice).

For any $L, \ell > 0$ satisfying (2.22) and so that

$$\frac{|\Gamma_\beta(L, \ell)|}{2\pi |\partial\Gamma_\beta(L, \ell)|} \in \mathbb{Z}, \quad (3.57)$$

there exists a vector potential $\mathbf{a} \in L^\infty(\Gamma_\beta(L, \ell))$ and a phase $\phi_{\mathbf{F}} \in H^1(\Gamma_\beta(L, \ell))$ satisfying (3.53), (3.54) and (3.55), such that

$$\inf_{\psi \in \mathcal{D}_*(\Gamma_\beta(L, \ell))} \mathcal{E}_1^{\text{GL}}[\psi, \mathbf{F}; \Gamma_\beta(L, \ell)] = \inf_{\psi \in \mathcal{D}_D(\Gamma_\beta(L, \ell))} \mathcal{E}_1^{\text{GL}}[\psi, \mathbf{a}; \Gamma_\beta(L, \ell)], \quad (3.58)$$

where

$$\mathcal{D}_D(\Gamma_\beta(L, \ell)) := \left\{ \psi \in H^1(\Gamma_\beta(L, \ell)) \mid \psi|_{\partial\Gamma_{\text{bd}} \cup \partial\Gamma_{\text{in}}} = \psi_0 \right\}, \quad (3.59)$$

and $\psi_0(s, t) := f_0(t)e^{-i\alpha_0 s}$.

Remark 3.7 (Constraint on L, ℓ).

Condition (3.57) is a constraint on the possible values of L, ℓ , but it is going to play no role, since we are interested in discussing the limit $L, \ell \rightarrow +\infty$ anyway. Up to the restriction to a suitable subsequence, the limit can obviously be performed assuming that (3.57) holds. In addition, when using the effective corner problem in Section 4, we will be essentially free to choose the parameters L, ℓ in such a way that (3.57) is satisfied.

Proof. It suffices to prove the existence of the gauge phase $\phi_{\mathbf{F}}$ and, in order to recover (3.54), we set

$$\phi_{\mathbf{F}}(s, t) := -\frac{1}{2}st, \quad \text{in } \tilde{\Gamma}_\beta(L, \ell). \quad (3.60)$$

Note that such a phase is actually the same gauge phase used in [FH2, Appendix F] or in [CR3, Eq. (4.7)] with vector potential set equal to \mathbf{F} : indeed, by (3.46),

$$-\int_0^t d\eta \mathbf{F}(\mathbf{r}(s, \eta)) \cdot \mathbf{e}_t - \int_0^s d\xi \mathbf{F}(\mathbf{r}(\xi, 0)) \cdot \mathbf{e}_s = -\frac{1}{2}st. \quad (3.61)$$

Such a phase is obviously in $H^1(\tilde{\Gamma}_\beta(L, \ell))$ but its definition can not be extended to the whole $\Gamma_\beta(L, \ell)$. We can however continue $\phi_{\mathbf{F}}$ arbitrarily in $\Gamma_\beta(L, \ell) \setminus \tilde{\Gamma}_\beta(L, \ell)$, just requiring continuity through the boundary of the region. There are obviously infinitely many ways of doing that, but we just have to show that there exists one such that the bound (3.55) is satisfied. A trivial linear interpolation between the boundary values of (3.60), however, does the job: if we set, indeed,

$$\phi_{\mathbf{F}} := \begin{cases} \frac{1}{2}\ell^3 \phi_{\mathbf{F}}|_{\vartheta=\frac{1}{2}\beta-\frac{1}{\ell^3}} (\beta - 2\vartheta), & \text{for } \frac{1}{2}\beta - \frac{1}{\ell^3} \leq \vartheta \leq \frac{\beta}{2}, \\ \frac{1}{2}\ell^3 \phi_{\mathbf{F}}|_{\vartheta=\frac{1}{2}\beta+\frac{1}{\ell^3}} (2\vartheta - \beta), & \text{for } \frac{1}{2}\beta \leq \vartheta \leq \frac{\beta}{2} + \frac{1}{\ell^3}, \end{cases} \quad (3.62)$$

simple computations shows that (3.55) holds true. We omit the details for the sake of brevity.

In order to complete the proof, we need to show that $\psi e^{i\phi_{\mathbf{F}}}$ is still a single-valued function. It is not difficult to see [FH2, Appendix F] that, to this purpose, one has to correct (3.61) by ϖs , where

$$\begin{aligned} \varpi &= \frac{1}{2\pi |\partial\Gamma_{\beta}(L, \ell)|} \int_{\Gamma_{\beta}(L, \ell)} \mathbf{dr} \operatorname{curl} \mathbf{F} - \left\lfloor \frac{1}{2\pi |\partial\Gamma_{\beta}(L, \ell)|} \int_{\Gamma_{\beta}(L, \ell)} \mathbf{dr} \operatorname{curl} \mathbf{F} \right\rfloor \\ &= \frac{|\Gamma_{\beta}(L, \ell)|}{2\pi |\partial\Gamma_{\beta}(L, \ell)|} - \left\lfloor \frac{|\Gamma_{\beta}(L, \ell)|}{2\pi |\partial\Gamma_{\beta}(L, \ell)|} \right\rfloor, \end{aligned}$$

where $\lfloor \cdot \rfloor$ stands for the integer part. However, by the assumption (3.57), $\varpi = 0$ and no additional phase is needed. \square

From now on we are going to study only the minimization at the r.h.s. of (3.58) in Lemma 3.2, with the vector potential \mathbf{a} satisfying (3.53), (3.54) and (3.55). We thus commit a little abuse of notation, by still denoting

$$E_{\text{corner}, \beta}(L, \ell) = -2LE_0^{\text{1D}}(\ell) + \inf_{\psi \in \mathcal{D}_{\mathbf{D}}(\Gamma_{\beta}(L, \ell))} \mathcal{E}_1^{\text{GL}}[\psi, \mathbf{a}; \Gamma_{\beta}(L, \ell)],$$

and

$$E_{\beta}(L, \ell) := \inf_{\psi \in \mathcal{D}_{\mathbf{D}}(\Gamma_{\beta}(L, \ell))} \mathcal{G}[\psi; \Gamma_{\beta}(L, \ell)], \quad (3.63)$$

with

$$\mathcal{G}[\psi] := \mathcal{E}_1^{\text{GL}}[\psi, \mathbf{a}; \Gamma_{\beta}(L, \ell)]. \quad (3.64)$$

Lemma 3.2 guarantees that, under condition (3.57), the above notation makes sense. Any minimizer of (3.63) is denoted by $\psi_{L, \ell}$, i.e.,

$$E_{\beta}(L, \ell) := \mathcal{G}[\psi_{L, \ell}; \Gamma_{\beta}(L, \ell)]. \quad (3.65)$$

The existence of such a minimizer (which might not be unique) follows by standard arguments as well as the fact that any $\psi_{L, \ell}$ solves the variational equation (first equation in (B.7) with fixed potential \mathbf{a}):

$$\begin{cases} -(\nabla + i\mathbf{a})^2 \psi_{L, \ell} = \frac{1}{b}(1 - |\psi_{L, \ell}|^2)\psi_{L, \ell}, & \text{in } \Gamma_{\beta}(L, \ell), \\ \psi_{L, \ell} = \psi_0, & \text{on } \partial\Gamma_{\text{bd}} \cup \partial\Gamma_{\text{in}}, \\ \mathbf{n} \cdot (\nabla + i\mathbf{a}) \psi_{L, \ell} = 0, & \text{on } \partial\Gamma_{\text{out}}, \end{cases} \quad (3.66)$$

where

$$\psi_0(\mathbf{r}) := f_0(t(\mathbf{r}))e^{-i\alpha_0 s(\mathbf{r})}. \quad (3.67)$$

Note that the equation above coincides with (3.6) far from the vertex, where boundary coordinates are well posed and $\mathbf{a} = -t\mathbf{e}_s$. We can thus apply to $\psi_{L, \ell}$ (and more in general to any solution of (3.66) in $\mathcal{D}_{\mathbf{D}}(\Gamma_{\beta}(L, \ell))$) the results in Lemma B.1, Lemma B.2, Lemma B.4 and Lemma B.5, which provide a L^∞ bound on $\nabla\psi_{L, \ell}$ at distance ~ 1 from the corner and characterize the decay of $\psi_{L, \ell}$ and its gradient $\nabla\psi_{L, \ell}$ in the distance from the outer boundary $\partial\Gamma_{\text{out}}$.

3.3. Boundedness and existence of the limit of $E_{\text{corner},\beta}(L, \ell)$. Thanks to the above result, in order to prove the uniform boundedness of $E_{\text{corner},\beta}(L, \ell)$, as $L, \ell \rightarrow +\infty$, it suffices to bound it from below, since it is monotonically decreasing in L . Moreover, it is obvious that for finite ℓ and L , $E_{\text{corner},\beta}(L, \ell)$ is bounded from above (irrespective of ℓ) and such a bound is preserved as $L \rightarrow +\infty$, thanks to (3.44), and as $\ell \rightarrow +\infty$ because of the decay (3.13).

The main difficulty in the proof of (3.68) is that one has to extract from $E_\beta(L, \ell)$ a large (negative) quantity of order L to compensate the positive contribution $-2LE_0^{1D}$ appearing in $E_{\text{corner},\beta}$. As explained in Section 1.2, this is a typical feature of surface superconductivity: to leading order the energy is given by E_\star^{1D} times the length of the boundary where superconductivity survives. Obviously, in order to obtain the energy estimate (3.68), one can discard only portions of $\partial\Gamma_\beta(L, \ell)$ of order $\mathcal{O}(1)$, which calls for precise estimates close to the boundary. On the opposite, due to the exponential decay far from $\partial\Gamma_{\text{out}}$ of both $\psi_{L,\ell}$ and f_0 , the inner region of $\Gamma_\beta(L, \ell)$ is not expected to play any role. Another difficulty is originated by the fact that boundary coordinates are not available in the whole of $\Gamma_\beta(L, \ell)$, but only sufficiently far from the corner.

Proposition 3.3 (Boundedness of $E_{\text{corner},\beta}(L, \ell)$).

Let $\ell, L > 0$ satisfy (2.22), i.e., $\ell \leq \tan(\beta/2) L$. Then, for any $1 < b < \Theta_0^{-1}$, there exists a finite constant $C < +\infty$ independent of L and ℓ , such that

$$|E_{\text{corner},\beta}(L, \ell)| \leq C. \quad (3.68)$$

Proof. By the monotonicity proven in Lemma 3.1, the energy can be easily bounded from above by the functional evaluated in a finite region, where it is then trivial to show that energy is bounded from above by a constant independent of L and ℓ . It only remains then to prove a lower bound to $E_{\text{corner},\beta}(L, \ell)$ showing that

$$E_{\text{corner},\beta}(L, \ell) \geq -C, \quad (3.69)$$

for some finite $0 < C < +\infty$.

The key tool is a suitable partition of unity, which isolates the region where we want to retain the energy and allow us to discard the rest. We thus consider two smooth positive functions χ and η , such that $\chi^2 + \eta^2 = 1$ and whose supports are described, e.g., in Fig. 6: we assume that $\eta \equiv 1$ inside the shaded area, while $\chi \equiv 1$ in the white area. The dashed

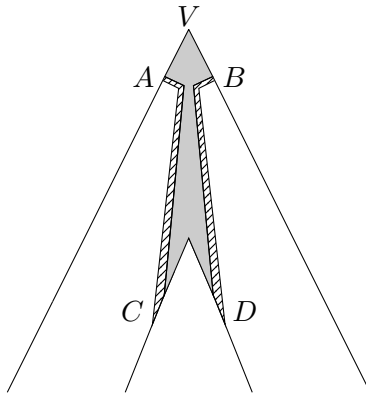


FIGURE 6. The partition of unity χ, η .

regions is where the supports of the two functions overlap. We choose the angle \widehat{CVD} equal to $\beta/2$ for concreteness but any angle of order 1 would work. The distance of the points A and B from the vertex V is also taken of order 1. Furthermore, the width of the transition regions can also be taken in such a way that

$$|\nabla\chi| = \mathcal{O}(1), \quad |\nabla\eta| = \mathcal{O}(1), \quad (3.70)$$

i.e., the length scales on which both χ and η vary are at least larger than a given constant.

The IMS formula [CFKS, Thm. 3.2] yields

$$E_\beta(L, \ell) = \mathcal{G}[\chi\psi_{L,\ell}] + \mathcal{G}[\eta\psi_{L,\ell}] - \int_{\Gamma_\beta(L,\ell)} d\mathbf{r} |\nabla\chi|^2 |\psi_{L,\ell}|^2 - \int_{\Gamma_\beta(L,\ell)} d\mathbf{r} |\nabla\eta|^2 |\psi_{L,\ell}|^2. \quad (3.71)$$

We now observe that the supports of $\nabla\chi$ and $\nabla\eta$ are contained in the dashed region in Fig. 6, and, thanks to (3.70), we can estimate from above the absolute value of the last two terms on the r.h.s. of the above expression by

$$C \left\{ \int_{-\ell/\tan(\beta/4)}^0 ds \int_{-s\tan(\beta/4)}^{t_-(s)} dt |\psi_{L,\ell}(\mathbf{r}(s,t))|^2 + \int_0^{\ell/\tan(\beta/4)} ds \int_{s\tan(\beta/4)}^{t_+(s)} dt |\psi_{L,\ell}(\mathbf{r}(s,t))|^2 + 1 \right\}, \quad (3.72)$$

where we have estimated very roughly by excess the support of $\nabla\chi$ and $\nabla\eta$, and set

$$t_\pm(s) := \min \{ \pm s \tan(\beta/2), \ell \}. \quad (3.73)$$

The remainder $\mathcal{O}(1)$ is due to the vertex region. Exploiting the decay (B.43), one then gets

$$\int_{\pm s \tan(\beta/4)}^{t_\pm(s)} dt |\psi_{L,\ell}(\mathbf{r}(s,t))|^2 \leq C |t_\pm(s)| e^{-c(b)|s| \tan(\beta/4)}, \quad (3.74)$$

which implies that all the expressions in (3.72) are actually bounded by $\mathcal{O}(1)$: let us consider only the first term on the l.h.s. of (3.72), since the other one is completely analogous,

$$\begin{aligned} \int_{-\ell/\tan(\beta/4)}^0 ds \int_{-s\tan(\beta/4)}^{t_-(s)} dt |\psi_{L,\ell}|^2 &\leq C \int_{-\ell/\tan(\beta/4)}^0 ds |t_-(s)| e^{-c(b)|s| \tan(\beta/4)} \\ &\leq C \int_{-\ell/\tan(\beta/2)}^0 ds |s| e^{-c(b)|s| \tan(\beta/4)} + \mathcal{O}(\ell^{-\infty}) \leq C. \end{aligned}$$

We conclude that

$$E_\beta(L, \ell) = \mathcal{G}[\chi\psi_{L,\ell}] + \mathcal{G}[\eta\psi_{L,\ell}] + \mathcal{O}(1). \quad (3.75)$$

We now claim that there exists a finite constant independent of L, ℓ so that

$$\begin{aligned} \mathcal{G}[\eta\psi_{L,\ell}] &\geq -C, \\ \mathcal{G}[\chi\psi_{L,\ell}] &= 2LE_0^{1D} + \mathcal{O}(1), \end{aligned}$$

which combined with (3.75) yields (3.68). Let us first consider the second term on the r.h.s. of (3.75): first, we drop from the energy all the positive terms, so obtaining

$$\mathcal{G}[\eta\psi_{L,\ell}] \geq -C \int_{\text{supp}(\eta)} d\mathbf{r} |\psi_{L,\ell}(\mathbf{r})|^2 \quad (3.76)$$

and then we notice that the r.h.s. can be controlled from below by the very same expressions in (3.72), yielding

$$\mathcal{G}[\eta\psi_{L,\ell}] \geq -C. \quad (3.77)$$

To complete the proof it remains only to deal with the first term on the r.h.s. of (3.71): since $\text{supp}(\chi)$ is actually composed of two disconnected sets, denoted by T_- (on the right of Fig. 6) and T_+ , we can use boundary coordinates in both regions T_\pm . We can then apply the splitting technique described in the proof of Proposition 3.1 and set

$$\chi(s,t)\psi_{L,\ell}(\mathbf{r}(s,t)) =: \begin{cases} f_0(t)e^{-i\alpha_0 s}u_-(s,t), & \text{in } T_-, \\ f_0(t)e^{-i\alpha_0 s}u_+(s,t), & \text{in } T_+, \end{cases} \quad (3.78)$$

where we stress that the set of boundary coordinates (s,t) is different in T_- and T_+ . The same computation which leads to (3.18) yields now

$$\mathcal{G}[\chi\psi_{L,\ell}] = -\frac{1}{b} \int_{T_- \cup T_+} ds dt f_0^4(t) + \mathcal{E}_0[u_-; T_-] + \mathcal{E}_0[u_+; T_+], \quad (3.79)$$

where the expression of the reduced energy \mathcal{E}_0 is given in (3.19). It is crucial to remark here that no boundary terms arise thanks to the boundary conditions $f_0'(0) = f_0'(\ell) = 0$ and $\psi_{L,\ell} = \psi_0$ on $\partial\Gamma_{\text{in}}$, and, more importantly, thanks to the fact that $\partial T_\pm \setminus (\partial\Gamma_{\text{out}} \cup \partial\Gamma_{\text{in}} \cup \partial\Gamma_{\text{bd}})$ is a subset of $\partial\text{supp}(\chi)$, i.e., $u_\pm = 0$ there.

Next, we point out that, as long as $1 \leq b < \Theta_0^{-1}$, one can prove that the energies $\mathcal{E}_0[u_-; T_-]$ and $\mathcal{E}_0[u_+; T_+]$ are both positive, exactly as in (3.23): the only non-trivial computation is the integration by parts analogous to (3.22), which now reads (recall that $\boldsymbol{\tau}$ stands for the tangent unit vector to the boundary)

$$\begin{aligned} -2 \int_{T_\pm} ds dt (t + \alpha_0) j_s[u_\pm] &= \int_{T_\pm} ds dt F_0 \text{curl} \mathbf{j}[u_\pm] + \int_{\partial T_\pm} ds dt F_0 \boldsymbol{\tau} \cdot \mathbf{j}[u_\pm] \\ &= \int_{T_\pm} ds dt F_0 \text{curl} \mathbf{j}[u_\pm], \end{aligned} \quad (3.80)$$

since

- χ (and thus u_\pm) vanishes on $\partial\text{supp}(\chi)$;
- $F_0(t)$ vanishes at 0 and ℓ , i.e., on $\partial\Gamma_{\text{in}}$ and $\partial\Gamma_{\text{out}}$;
- by the boundary conditions of $\psi_{L,\ell}$ on $\partial\Gamma_{\text{in}} \cup \partial\Gamma_{\text{bd}}$, $u_\pm = 1$ there and therefore $\mathbf{j}[u_\pm]|_{\partial\Gamma_{\text{bd}}} = 0$.

Next, as in (3.23), one deduces the positivity of the reduced energies $\mathcal{E}_0[u_\pm; T_\pm]$, so that

$$\mathcal{G}[\chi\psi_{L,\ell}] \geq -\frac{1}{b} \int_{T_-} ds dt f_0^4(t) - \frac{1}{b} \int_{T_+} ds dt f_0^4(t). \quad (3.81)$$

The last step is the estimate of the two integrals on the r.h.s. of (3.81) above: denoting by R_\mp the rectangles $[-L, 0] \times [0, \ell]$ and $[0, L] \times [0, \ell]$, respectively, we get

$$\int_{T_\pm} ds dt f_0^4(t) \leq \int_{R_\pm} ds dt f_0^4(t) - \int_0^\ell dt \int_0^{t/\tan(\beta/4)} ds f_0^4(t) + C$$

where again the remainder $\mathcal{O}(1)$ is generated by the region near the corner which has area $\mathcal{O}(1)$ and where one can simply use that f_0 is bounded by 1. The identity (A.18) and the

exponential decay (A.20) (both with $k = 0$) then imply

$$-\frac{1}{b} \int_{T_{\pm}} ds dt f_0^4(t) \geq LE_0^{1D} - C \int_0^\ell dt t e^{-2(t+\alpha_0)^2} + \mathcal{O}(1) \geq LE_0^{1D} + \mathcal{O}(1),$$

which together with (3.81) completes the proof. \square

We are now in position to prove the first important result of this section.

Proof of Proposition 2.2. By the monotonicity proven in Lemma 3.1, we know that the following quantity is well-defined:

$$e(\ell) := \lim_{L \rightarrow +\infty} E_{\text{corner},\beta}(L, \ell) = \lim_{L \rightarrow +\infty} (-2LE_0^{1D}(\ell) + E_\beta(L, \ell)). \quad (3.82)$$

We thus have to show that $e(\ell)$ is a Cauchy sequence, i.e., $|e(\ell_1) - e(\ell_2)| \rightarrow 0$, when $\ell_1, \ell_2 \rightarrow +\infty$. However, by the exponential decay (B.43) of the minimizer, we have, for $\ell_1 \leq \ell_2$,

$$\begin{aligned} e(\ell_1) - e(\ell_2) &= -2L(E_0^{1D}(\ell_1) - E_0^{1D}(\ell_2)) + E_\beta(L, \ell_1) - E_\beta(L, \ell_2) + o_L(1) \\ &= \mathcal{O}(L\ell_1^{-\infty}) + o_L(1). \end{aligned} \quad (3.83)$$

Note that we are now free to choose L and we take it equal to $c_{\ell_1} \ell_1^a$, for some $a > 1$, where the constant $c_{\ell_1} = 1 + o_{\ell_1}(1)$ is adjusted in order to enforce the condition (3.57). Hence, Lemma 3.2 applies as well, so that we can compute the energy via the minimization problem (3.63), i.e., with vector potential \mathbf{a} . This, in turn, provides the boundedness of $E_{\text{corner},\beta}$ via Proposition 3.3. Hence, the remainder $o_L(1)$ in (3.83) above is actually uniform in ℓ_1, ℓ_2 and, taking the limit $\ell_1 \rightarrow +\infty$, we get the result. \square

Remark 3.8 (Diagonal limit in (2.1)).

The proof of Proposition 2.2 incidentally implies that, for any finite $a \geq 1$,

$$-2LE_0^{1D}(\ell) + E_\beta(L, \ell) = E_{\text{corner},\beta} + o_\ell(1), \quad \text{as } 1 \ll \ell \lesssim L \lesssim \ell^a, \quad (3.84)$$

i.e., we can compute the limits along the diagonal where $L = L(\ell)$. This fact is going to play an important role in the proof of our main result.

Remark 3.9 (Domain $\Gamma_\beta(L, \ell)$).

The Agmon estimates on the decay of $\psi_{L,\ell}$ and its gradient stated in (B.26), (B.42) and (B.43) would allow to replace the corner domain $\Gamma_\beta(L, \ell)$ with a wedge-shaped region without the interior boundary $\partial\Gamma_{\text{in}}$, i.e., the set of points \mathbf{r} such that $|s(\mathbf{r})| \leq L$. The energy difference between the two effective models is indeed easily shown to be exponentially small in ℓ . We stick however to the choice of domain $\Gamma_\beta(L, \ell)$ because it simplifies the analysis far from the corner, allowing a direct use of tubular coordinates there.

3.4. Further variational problems in $\Gamma_\beta(L, \ell)$. We complete the section by studying some auxiliary problems in $\Gamma_\beta(L, \ell)$, modified by the addition of analogous boundary terms as in (3.8). Such problems will also appear in the proof of the main theorem. We thus set

$$\tilde{\mathcal{G}}_{\mathbf{F}}[\psi] := \mathcal{E}_1^{\text{GL}}[\psi, \mathbf{F}; \Gamma_\beta(L, \ell)] - \int_0^\ell dt \frac{F_0(t)}{f_0^2(t)} (j_t[\psi(\mathbf{r}(s, t))] + \frac{1}{2}s) \Big|_{s=-L}^{s=L}; \quad (3.85)$$

$$\tilde{E}_\beta(L, \ell) := \inf_{\psi \in \tilde{\mathcal{D}}_\star(\Gamma_\beta(L, \ell))} \tilde{\mathcal{G}}_{\mathbf{F}}[\psi], \quad (3.86)$$

where

$$\tilde{\mathcal{D}}_\star(\Gamma_\beta(L, \ell)) := \{\psi \in H^1(\Gamma_\beta(L, \ell)) \mid \psi|_{\partial\Gamma_{\text{in}}} = \psi_\star\}, \quad (3.87)$$

and ψ_\star is defined in (2.5). Note that in the above domain no conditions are set on the boundary $\partial\Gamma_\beta(L, \ell)$ but the artificial one $\partial\Gamma_{\text{in}}$: the minimization generates then Neumann conditions along $\partial\Gamma_{\text{out}}$ and magnetic Neumann ones along $\partial\Gamma_{\text{bd}}$. Furthermore, the boundary terms are slightly different than the ones considered in (3.8), which is due to the modified boundary conditions in (3.90) and, specifically, to the presence of an additional phase in ψ_\star compared to ψ_0 (defined in (3.67)).

Remark 3.10 (Gauge choice).

In the minimization problem given by (3.85) and (3.86), we have set the vector potential equal to \mathbf{F} , as in (2.1) and (2.4). However, it can be easily seen that the analogue of Lemma 3.2 holds true also for such a minimization problem: provided (3.57) is satisfied, i.e.,

$$\frac{|\Gamma_\beta(L, \ell)|}{2\pi |\partial\Gamma_\beta(L, \ell)|} \in \mathbb{Z},$$

than, the minimization (3.88) is equivalent to the one where \mathbf{F} is replaced with \mathbf{a} satisfying (3.53), (3.54) and (3.55) (see Lemma 3.2) and ψ_\star with ψ_0 . More precisely, under the above condition,

$$\tilde{E}_\beta(L, \ell) := \inf_{\psi \in \mathcal{D}_N(\Gamma_\beta(L, \ell))} \tilde{\mathcal{G}}[\psi], \quad (3.88)$$

where (note the modified boundary terms)

$$\tilde{\mathcal{G}}[\psi] := \mathcal{E}_1^{\text{GL}}[\psi, \mathbf{a}; \Gamma_\beta(L, \ell)] - \int_0^\ell dt \frac{F_0(t)}{f_0^2(t)} j_t[\psi(\mathbf{r}(s, t))] \Big|_{s=-L}^{s=L}, \quad (3.89)$$

$$\mathcal{D}_N(\Gamma_\beta(L, \ell)) := \{\psi \in H^1(\Gamma_\beta(L, \ell)) \mid \psi|_{\partial\Gamma_{\text{in}}} = \psi_0\}. \quad (3.90)$$

In the following we are going to study this version of the minimization, implicitly assuming that (3.57) holds true and therefore the energies (3.86) and (3.88) coincide. We also denote any minimizer of (3.88) by $\tilde{\psi}_{L, \ell}$: existence of a minimizer can indeed be shown as for the analogous problem in the strip (see [Gia, Chpt. 4] for further details).

Remark 3.11 (Boundary condition on $\partial\Gamma_{\text{in}}$).

The variational problem (3.86) is defined with fixed boundary conditions along the interior boundary $\partial\Gamma_{\text{in}}$, i.e., $\psi = \psi_\star$ there. Now, due to the Agmon estimates as, e.g., in Lemma B.2 or Lemma B.4, such boundary conditions play no role because the order parameter is exponentially small in ℓ there. More precisely, if $\bar{\psi}_\star$ is any function satisfying (B.26) and we set

$$\bar{E}_\beta(L, \ell) := \inf_{\psi \in \bar{\mathcal{D}}_\star(\Gamma_\beta(L, \ell))} \tilde{\mathcal{G}}[\psi], \quad (3.91)$$

where

$$\bar{\mathcal{D}}_\star(\Gamma_\beta(L, \ell)) := \{\psi \in H^1(\Gamma_\beta(L, \ell)) \mid \psi|_{\partial\Gamma_{\text{in}}} = \bar{\psi}_\star\}, \quad (3.92)$$

then one can readily check that

$$\bar{E}_\beta(L, \ell) - \tilde{E}_\beta(L, \ell) = \mathcal{O}(L\ell^{-\infty}). \quad (3.93)$$

Remark 3.12 (Neumann/Dirichlet energies).

In view of the vanishing of the boundary terms in the functional $\tilde{\mathcal{G}}[\psi; \Gamma_\beta(L, \ell)]$ on any ψ belonging to \mathcal{D}_D (see also the proof of Proposition 3.1) and the trivial inclusion $\mathcal{D}_D(\Gamma_\beta(L, \ell)) \subset \mathcal{D}_N(\Gamma_\beta(L, \ell))$, we deduce the inequality

$$\tilde{E}_\beta(L, \ell) \leq E_\beta(L, \ell). \quad (3.94)$$

As in the case of the strip, we are going to show in the following Proposition 3.4 that the Dirichlet and Neumann energies coincide asymptotically as $\ell \rightarrow +\infty$. This is going to play a key role in the proof of our main result.

In both variational problems (3.63) and (3.88), the gauge invariance is broken by the boundary conditions on $\partial\Gamma_{\text{in}}$ (and on $\partial\Gamma_{\text{bd}}$ in the Neumann case). In order to allow for more freedom in the phase of the minimizer and, specifically, for the presence of an additional t -dependent phase, we can enlarge both minimization domains, setting

$$\mathcal{D}_{\text{D},\kappa} := \left\{ \psi \in H^1(\Gamma_\beta(L, \ell)) \mid \psi|_{\partial\Gamma_{\text{bd}} \cup \partial\Gamma_{\text{in}}} = \psi_{0,\kappa} \right\}, \quad (3.95)$$

$$\mathcal{D}_{\text{N},\kappa}(\Gamma_\beta(L, \ell)) := \left\{ \psi \in H^1(\Gamma_\beta(L, \ell)) \mid \psi|_{\partial\Gamma_{\text{in}}} = \psi_{0,\kappa} \right\}, \quad (3.96)$$

for two smooth functions $\kappa_\pm(t)$ and where

$$\psi_{0,\kappa}(\mathbf{r}(s, t)) := f_0(t) e^{-i\alpha_0 s + i\kappa_\pm(t)}, \quad (3.97)$$

and we have used the convention that $\kappa_-(t)$ appears for $-L \leq s \leq 0$, i.e., in the lower half of the domain, and $\kappa_+(t)$ otherwise. Note that along $\partial\Gamma_{\text{in}}$ the boundary conditions read

$$\psi|_{\partial\Gamma_{\text{in}}} = f_0(\ell) e^{-i\alpha_0 s + i\kappa_\pm(\ell)},$$

i.e., they are modified by only a constant phase factor, and therefore, in the Neumann case, the energy depends only on two real parameters $\kappa_\pm(\ell)$. The corresponding ground state energies and minimizers are denoted by $E_{\beta,\kappa}(L, \ell)$, $\tilde{E}_{\beta,\kappa}(L, \ell)$ and $\psi_{\beta,\kappa}$, $\tilde{\psi}_{\beta,\kappa}$, respectively, i.e.,

$$E_{\beta,\kappa}(L, \ell) := \inf_{\psi \in \mathcal{D}_{\text{D},\kappa}(\Gamma_\beta(L, \ell))} \mathcal{G}[\psi] = \mathcal{G}[\psi_{\beta,\kappa}], \quad (3.98)$$

$$\tilde{E}_{\beta,\kappa}(L, \ell) := \inf_{\psi \in \mathcal{D}_{\text{N},\kappa}(\Gamma_\beta(L, \ell))} \tilde{\mathcal{G}}[\psi] = \tilde{\mathcal{G}}[\tilde{\psi}_{\beta,\kappa}]. \quad (3.99)$$

The heuristic idea behind the introduction of such modified variational problems is that, at least in the Neumann case, adding a (constant) phase on $\partial\Gamma_{\text{in}}$ can make energetically convenient for the minimizer to carry a non-trivial phase in addition to $-i\alpha_0 s$ (see also Remark 3.3). In fact, a t -dependent non-trivial phase factor would typically increase the kinetic energy, but, at the same time, it could also lower the boundary terms. Therefore, one might expect that

$$\tilde{\psi}_{\beta,\kappa}(\pm L, t) = |\tilde{\psi}_{\beta,\kappa}(\pm L, t)| e^{\mp i\alpha_0 L + i\kappa_\pm(t)},$$

for some non-trivial functions $\kappa_\pm(t)$, whose values at $t = \ell$ recover the one given by the boundary conditions in (3.96).

Remark 3.13 (Constant κ).

A special case of the above minimization problem is identified by a single constant function, i.e., $\kappa_\pm(t) = \kappa$. In this case, it is immediate to see that $E_{\beta,\kappa}(L, \ell) = E_\beta(L, \ell)$ and $\tilde{E}_{\beta,\kappa}(L, \ell) = \tilde{E}_\beta(L, \ell)$.

The modified problems will be used in the proof of next Proposition 3.4 and therefore we anticipate a result about the Dirichlet one, whose proof is postponed to the end of the section, i.e., we show that asymptotically for large L the energy does not depend on the boundary phase κ .

Lemma 3.3 (Modified Dirichlet energies).

Let $\ell, L > 0$ satisfy (2.22), i.e., $\ell \leq \tan(\beta/2)L$. Then, for any $1 < b < \Theta_0^{-1}$ and for any smooth $\varkappa(t)$,

$$\lim_{L \rightarrow +\infty} (E_\beta(L, \ell) - E_{\beta, \varkappa}(L, \ell)) = \mathcal{O}(\ell^{-\infty}). \quad (3.100)$$

A much more important result is the comparison between the Dirichlet and Neumann energies, which is discussed in next proposition.

Proposition 3.4 (Dirichlet and Neumann energies).

For any $1 < b < \Theta_0^{-1}$, then

$$\lim_{L \rightarrow +\infty} (E_\beta(L, \ell) - \tilde{E}_\beta(L, \ell)) = \mathcal{O}(\ell^{-\infty}). \quad (3.101)$$

Remark 3.14 (Definition of $E_{\text{corner}, \beta}$).

A very important consequence of the above result, which is going to play a key role in the proof of the Theorem 2.1, is that we can equivalently define (2.1) as

$$\begin{aligned} E_{\text{corner}, \beta} &:= \lim_{\ell \rightarrow +\infty} \lim_{L \rightarrow +\infty} (-2LE_0^{1D}(\ell) + E_\beta(L, \ell)) \\ &= \lim_{\ell \rightarrow +\infty} \lim_{L \rightarrow +\infty} (-2LE_0^{1D}(\ell) + \tilde{E}_\beta(L, \ell)), \end{aligned} \quad (3.102)$$

i.e., both the variational problems (3.63) and (3.88), with Dirichlet or Neumann-type boundary conditions, respectively, provide the same value $E_{\text{corner}, \beta}$ in the expression above. We can thus use the most convenient one in the following.

Proof. In view of (3.94), we need to prove the opposite inequality, i.e.,

$$E_\beta(L, \ell) \leq \tilde{E}_\beta(L, \ell) + \mathcal{O}(\ell^{-\infty}) + o_L(1). \quad (3.103)$$

We recall that by Proposition 2.2, $E_{\text{corner}, \beta}(L, \ell)$ admits a limit as $L \rightarrow +\infty$, which is denoted by $e(\ell)$. In fact, the analogous limit $L \rightarrow +\infty$ of the quantity $-2LE_0^{1D}(\ell) + \tilde{E}_\beta(L, \ell)$ is also well-posed, since $-2LE_0^{1D}(\ell) + \tilde{E}_\beta(L, \ell)$ is an increasing function of L . Indeed, $E_0^{1D}(\ell) < 0$ by (A.18) and thus it suffices to prove that $\tilde{E}_\beta(L, \ell)$ is increasing in L : let $L_1 < L_2$, then (recall (3.8))

$$\begin{aligned} \tilde{E}_\beta(L_2, \ell) &= \tilde{\mathcal{G}}[\tilde{\psi}_{L_2, \ell}; \Gamma_\beta(L_1, \ell)] + \tilde{\mathcal{G}}[\tilde{\psi}_{L_2, \ell}; R(L_2 - L_1, \ell)] \\ &\geq \tilde{E}_\beta(L_1, \ell) + \tilde{\mathcal{G}}[\tilde{\psi}_{L_2, \ell}; R(L_2 - L_1, \ell)], \end{aligned} \quad (3.104)$$

with a little abuse of notation, since we now set $R(L_2 - L_1, \ell) = [L_1, L_2] \times [0, \ell]$. However, it is easy to see that we can apply the result of Proposition 3.1 and bound from below

$$\tilde{\mathcal{G}}[\tilde{\psi}_{L_2, \ell}; R(L_2 - L_1, \ell)] \geq E_N(R(L_2 - L_1, \ell)) = (L_2 - L_1)E_0^{1D}(\ell),$$

which, plugged into (3.104), yields

$$\tilde{E}_\beta(L_2, \ell) - 2E_0^{1D}L_2 \geq \tilde{E}_\beta(L_1, \ell) - 2E_0^{1D}L_1, \quad (3.105)$$

for any ℓ and $L_1 \leq L_2$. Hence, $\tilde{E}_\beta(L, \ell) - 2E_0^{1D}L$ is an increasing function of L and it admits a finite limit:

$$\tilde{e}(\ell) := \lim_{L \rightarrow +\infty} (-2LE_0^{1D}(\ell) + \tilde{E}_\beta(L, \ell)) \leq e(\ell). \quad (3.106)$$

The statement (3.101) is thus equivalent to the identity

$$e(\ell) \leq \tilde{e}(\ell) + \mathcal{O}(\ell^{-\infty}), \quad (3.107)$$

which we are going to prove now.

The idea is to work in a larger region, i.e., $\Gamma_\beta(L + \delta, \ell)$, with $0 \leq \delta \ll L$, and estimate the functional on a trial state $\psi_{\text{trial}} \in \mathcal{D}_D(\Gamma_\beta(L + \delta, \ell))$, given by a linear combination of $\tilde{\psi}_{L+\delta, \ell}$ and the explicit function ψ_0 given in (3.67), which obviously realizes the Dirichlet boundary conditions (3.59) at $s = \pm(L + \delta)$. This is however possible up to global t -dependent phase factors. More precisely, we do not know a priori if the minimizer $\tilde{\psi}_{L+\delta, \ell}$ has a non trivial t -dependent phase at the boundary and therefore we will have to use the modified Dirichlet problem (3.98).

Let then $\delta > 0$ and consider $\tilde{E}_\beta(L + \delta, \ell)$: by applying the splitting technique described in (3.18) to the rectangular regions $R_- = [-L - \delta, -L] \times [0, \ell]$ and $R_+ = [L, L + \delta] \times [0, \ell]$, we get

$$\begin{aligned} \tilde{E}_\beta(L + \delta, \ell) &= \tilde{\mathcal{G}}[\tilde{\psi}_{L+\delta, \ell}; \Gamma_\beta(L, \ell)] + 2E_0^{1D}(\ell)\delta + \tilde{\mathcal{E}}_0[u_-; R_-] + \tilde{\mathcal{E}}_0[u_+; R_+] \\ &\geq \tilde{E}_\beta(L, \ell) + 2E_0^{1D}(\ell)\delta + \tilde{\mathcal{E}}_0[u_-; R_-] + \tilde{\mathcal{E}}_0[u_+; R_+], \end{aligned}$$

where we recall that u_\pm are defined as in (3.17) (see also (3.78) and $\tilde{\mathcal{E}}_0$ is given by (3.28). The above inequality can be rewritten as

$$-2LE_0^{1D}(\ell) + \tilde{E}_\beta(L, \ell) + \tilde{\mathcal{E}}_0[u_-; R_-] + \tilde{\mathcal{E}}_0[u_+; R_+] \leq -2(L + \delta)E_0^{1D}(\ell) + \tilde{E}_\beta(L + \delta, \ell),$$

and, taking the limit $L \rightarrow +\infty$ of both sides and using (3.106), we deduce that

$$\tilde{\mathcal{E}}_0[u_-; R_-] + \tilde{\mathcal{E}}_0[u_+; R_+] \leq \mathfrak{e}(L, \ell) = o_L(1), \quad \text{uniformly in } \ell, \quad (3.108)$$

for some positive function $\mathfrak{e}(L, \ell)$ and for any

$$0 < \delta = \delta(\ell) \leq 1. \quad (3.109)$$

Note that the properties of the reduced energy $\tilde{\mathcal{E}}_0$ for $1 < b < \Theta_0^{-1}$, in fact implies that individually $\tilde{\mathcal{E}}_0[u; R_-] \leq \mathfrak{e}(L, \ell) + \mathcal{O}(\delta\ell^{-\infty})$.

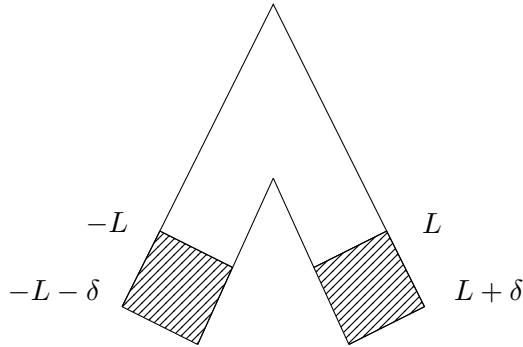


FIGURE 7. The region $\Gamma_\beta(L + \delta, \ell)$, obtained by adding two rectangles (dashed regions) of longitudinal length δ to the corner region $\Gamma_\beta(L, \ell)$.

Now, we claim that (3.108) above implies that, up to a t -dependent gauge factor, $\tilde{\psi}_{L+\delta, \ell}$ is pointwise close to $f_0(t)e^{-i\alpha_0 s}$ in the region $R_- \cup R_+$. This is in fact stated explicitly in

Proposition 3.2, which relates an a priori bound on $\tilde{\mathcal{E}}_0[u]$ with the properties of the corresponding order parameter: applying Proposition 3.2 to the functionals $\tilde{\mathcal{E}}_0[u; R_\pm]$ (note that δ plays now the role of L in the statement of Proposition 3.2), we get

$$\left\| (\nabla - it\mathbf{e}_s) \tilde{\psi}_{L+\delta, \ell} \right\|_{L^2(R_+)}^2 \leq C (\tilde{\epsilon} \ell^4 + \delta), \quad \left\| \nabla \tilde{\psi}_{L+\delta, \ell} \right\|_{L^2(R_+)}^2 \leq C (\tilde{\epsilon} \ell^4 + \delta) \quad (3.110)$$

$$\left| \partial_s \int_0^\ell dt |\tilde{\psi}_{L+\delta, \ell}|^2 \right|_{s=L+\delta} \leq C \left(\tilde{\epsilon}^{1/3} \ell^{4/3} + \frac{\tilde{\epsilon}^{1/2} \ell}{\sqrt{\delta}} + \delta \right) \quad (3.111)$$

with analogous estimates in the region R_- and where we recall that

$$\tilde{\epsilon} = \epsilon + \gamma_\ell, \quad \gamma_\ell = \mathcal{O}(\ell^{-\infty}). \quad (3.112)$$

Furthermore, fixing some $0 < T \leq \bar{\ell}$, then, for any $t \in [0, T]$ and any $s \in [L, L + \delta]$ or $s \in [-L - \delta, -L]$,

$$\left| |\tilde{\psi}_{L+\delta, \ell}(s, t)| - f_0(t) \right| \leq \frac{C \tilde{\epsilon}^{1/4}}{\sqrt{\min_{[0, T]} f_0}}. \quad (3.113)$$

This last estimate is the most important one, because it implies that $\tilde{\psi}_{L+\delta, \ell}(s, t)$ is non-vanishing for any $t \in [0, T]$ and any $s \in [L, L + \delta]$ or $s \in [-L - \delta, -L]$, provided

$$\frac{\tilde{\epsilon}^{1/4}}{\sqrt{\min_{[0, T]} f_0}} \ll C f_0(T),$$

i.e., wherever the quantity on the l.h.s. is subleading w.r.t. f_0 , which we recall is strictly positive. In order to simplify, let us take $L \geq L_0(\ell)$, so that $\epsilon(L_0, \ell) = \gamma_\ell$ and consequently $\tilde{\epsilon} = 2\gamma_\ell$. If we now pick T such that, e.g.,

$$f_0(T) = \ell \gamma_\ell^{1/6} \quad (3.114)$$

if the r.h.s. is larger than $f_0(\bar{\ell})$, or $T = \bar{\ell}$ otherwise, then $\tilde{\psi}_{L+\delta, \ell}$ is non-vanishing for $t \in [0, T]$ and $s \in [L, L + \delta]$ or $s \in [-L - \delta, -L]$. Furthermore, by (3.112), f_0 and $\tilde{\psi}_{L+\delta, \ell}$ are exponentially small in ℓ for $t \geq T$, as it follows combining the lower bound in (A.20) with the decay (B.26). Therefore, from now on we assume that $L > L_0$, which implies

$$|\tilde{\psi}(s, t)| > 0, \quad \forall t \in [0, T], \forall s \in [L, L + \delta] \cup [-L - \delta, -L]. \quad (3.115)$$

Furthermore, this also implies that there exist smooth functions $\varkappa_\pm(t)$, such that

$$\tilde{\psi}_{L+\delta, \ell}(\pm L, t) e^{\mp i \alpha_0 L} =: |\tilde{\psi}_{L+\delta, \ell}(\pm L, t)| e^{i \varkappa_\pm(t)}, \quad \text{for any } t \in [0, T]. \quad (3.116)$$

Note that the smoothness of \varkappa_\pm is an immediate consequence of the positivity of $|\tilde{\psi}_{L+\delta, \ell}|$ and the regularity of $\tilde{\psi}_{L+\delta, \ell}$ far from the corner.

The idea is now to prove an upper bound on $E_\beta[L + \delta, \ell]$ in terms of $\tilde{E}_\beta[L + \delta, \ell]$ by evaluating the functional in $\Gamma_\beta(L + \delta, \ell)$ (see Fig. 7) on a suitable trial state satisfying Dirichlet boundary conditions: we set $\psi_{\text{trial}}(\mathbf{r}) = \tilde{\psi}_{L+\delta, \ell}(\mathbf{r})$ close to the corner and, where boundary coordinates are well defined,

$$\psi_{\text{trial}}(\mathbf{r}) := \chi(s) \tilde{\psi}_{L+\delta, \ell}(\mathbf{r}) + \eta(s) f_0(t) e^{-i \alpha_0 s} e^{i \varkappa_\pm(t)}, \quad (3.117)$$

where the phases $\varkappa_\pm(t)$ are defined in (3.116) and $s = s(\mathbf{r})$ and $t = t(\mathbf{r})$ is the usual tubular coordinate diffeomorphism. Strictly speaking, (3.116) provides a definition of \varkappa_\pm only in $[0, T]$, where we know that $\tilde{\psi}$ is non-vanishing (see (3.115)). However, in the complement $[T, \ell]$, $\tilde{\psi}$ is exponentially small in ℓ and the actual value of \varkappa_\pm is not relevant. Therefore,

we can arbitrarily extend the two phases there in a smooth way. The functions χ, η are cut-off functions approximating a partition of unity and we make an explicit choice of them for the sake of clarity: we set

$$\chi(s) := \begin{cases} \frac{1}{\delta}(L + \delta - s), & \text{if } L \leq s \leq L + \delta, \\ 1, & \text{if } -L \leq s \leq L, \\ \frac{1}{\delta}(s + L + \delta), & \text{if } -L - \delta \leq s \leq -L, \end{cases} \quad (3.118)$$

$$\eta(s) := \begin{cases} \frac{1}{\delta}(s - L), & \text{if } L \leq s \leq L + \delta, \\ \frac{1}{\delta}(-s - L), & \text{if } -L - \delta \leq s \leq -L, \\ 0, & \text{otherwise.} \end{cases} \quad (3.119)$$

so that $\chi(\pm(L + \delta)) = 0$,

$$\text{supp}(\chi) \in [-L - \delta, L + \delta], \quad \text{supp}(\eta) \in [-L - \delta, -L] \cup [L, L + \delta],$$

and $\|\nabla\chi\|_\infty \leq C/\delta$, $\|\nabla\eta\|_\infty \leq C/\delta$.

Using Lemma 3.3, we get

$$\begin{aligned} E_\beta[L + \delta, \ell] &\leq \mathcal{G}[\psi_{\text{trial}}; \Gamma_\beta(L + \delta, \ell)] \leq \tilde{E}_\beta[L + \delta, \ell] + \frac{1}{b} \|\tilde{\psi}_{L+\delta, \ell}\|_{L^2(R_+ \cup R_-)}^2 \\ &\quad + \int_0^\ell dt \frac{F_0(t)}{f_0^2(t)} j_t \left[\tilde{\psi}_{L+\delta, \ell} \right] \Big|_{s=-L-\delta}^{s=L+\delta} + \mathcal{G}[\psi_{\text{trial}}; R_+ \cup R_-] \\ &\leq \tilde{E}_\beta[L + \delta, \ell] - \frac{1}{2} \int_0^\ell dt \partial_s \left| \tilde{\psi}_{L+\delta, \ell} \right|^2 \Big|_{s=-L-\delta}^{s=L+\delta} + \mathcal{G}[\psi_{\text{trial}}; R_+ \cup R_-] + \mathcal{O}(\delta), \end{aligned} \quad (3.120)$$

thanks to the boundary conditions (3.12) satisfied by $\tilde{\psi}_{L+\delta, \ell}$ at $\pm(L + \delta)$ and where we have bounded

$$\begin{aligned} \mathcal{G} \left[\tilde{\psi}_{L+\delta, \ell}; \Gamma_\beta(L, \ell) \right] &\leq \mathcal{G} \left[\tilde{\psi}_{L+\delta, \ell}; \Gamma_\beta(L + \delta, \ell) \right] + \frac{1}{b} \|\tilde{\psi}_{L+\delta, \ell}\|_{L^2(R_+ \cup R_-)}^2 \\ &= \mathcal{G} \left[\tilde{\psi}_{L+\delta, \ell}; \Gamma_\beta(L + \delta, \ell) \right] + \mathcal{O}(\delta), \end{aligned}$$

thanks to the decay of $\tilde{\psi}_{L+\delta, \ell}$ (see Remark B.4).

The boundary term in (3.120) is already estimated in (3.111), while the core of the proof is the evaluation of $\mathcal{G}[\psi_{\text{trial}}; R_+ \cup R_-]$. For simplicity, we are going to consider only the energy in the region R_+ , since the corresponding one in R_- can be bounded in the very same way. In the following we set $\tilde{\psi}(s, t) := \tilde{\psi}_{L+\delta, \ell}(\mathbf{r}(s, t))$ for short. We have

$$\begin{aligned} \mathcal{G}[\psi_{\text{trial}}; R_+] &\leq 4 \left\| (\nabla - it\mathbf{e}_s) \tilde{\psi} \right\|_{L^2(R_+)}^2 + 4 \left\| \tilde{\psi} \nabla \chi + f_0 e^{-i\alpha_0 s + i\kappa_+} \nabla \eta \right\|_{L^2(R_+)}^2 \\ &\quad + 4 \left\| (\nabla - it\mathbf{e}_s) f_0 e^{-i\alpha_0 s + i\kappa_+} \right\|_{L^2(R_+)}^2 + \frac{1}{b} \left(\|\tilde{\psi}\|_{L^4(R_+)}^4 + \|f_0\|_{L^4(R_+)}^4 \right) \\ &\leq 4 \left\| \tilde{\psi} \nabla \chi + f_0 e^{-i\alpha_0 s + i\kappa_+} \nabla \eta \right\|_{L^2(R_+)}^2 + C(\gamma_\ell \ell^4 + \delta) \end{aligned} \quad (3.121)$$

thanks to (3.31), the decays (A.20) and (B.43) of f_0 and $\tilde{\psi}$, respectively, and the trivial bound

$$\left\| (\nabla - it\mathbf{e}_s) f_0 e^{-i\alpha_0 s + i\kappa_+} \right\|_{L^2(R_+)}^2 \leq C\delta \int_0^\ell dt \left\{ f_0'^2 + \left[(t + \alpha_0)^2 + |\kappa_+'|^2 \right] f_0^2 \right\} \leq C\delta.$$

The most delicate term to estimate is

$$\left\| \tilde{\psi} \nabla \chi + f_0 e^{-i\alpha_0 s + i\kappa_+} \nabla \eta \right\|_{L^2(R_+)}^2 = \frac{1}{\delta^2} \left\| \tilde{\psi} - f_0 e^{-i\alpha_0 s + i\kappa_+} \right\|_{L^2(R_+)}^2. \quad (3.122)$$

The first step is to get rid of the exponentially small terms corresponding to the integral over the region where $t \geq T$:

$$\left\| \tilde{\psi} - f_0 e^{-i\alpha_0 s + i\kappa_+} \right\|_{L^2([L, L+\delta] \times [T, \ell])}^2 = \mathcal{O}(\delta \ell^{-\infty}), \quad (3.123)$$

while in remaining part of the domain, using (3.116), we write

$$\begin{aligned} \left\| \tilde{\psi} - f_0 e^{-i\alpha_0 s + i\kappa_+} \right\|_{L^2([L, L+\delta] \times [0, T])}^2 &= \int_L^{L+\delta} ds \int_0^T dt \left| \tilde{\psi}(s, t) - f_0(t) e^{-i\alpha_0 s + i\kappa_+(t)} \right|^2 \\ &\leq 4 \int_L^{L+\delta} ds \int_0^T dt \left| \tilde{\psi}(s, t) - \tilde{\psi}(L, t) \right|^2 + 4 \int_L^{L+\delta} ds \int_0^T dt f_0^2(t) \left| e^{-i\alpha_0 s} - e^{-i\alpha_0 L} \right|^2 \\ &\quad + 4 \int_L^{L+\delta} ds \int_0^T dt \left| |\tilde{\psi}(L, t)| - f_0(t) \right|^2 \\ &\leq C\delta \left[\delta \left\| \nabla \tilde{\psi} \right\|_{L^2(R_+)}^2 + \ell \sup_{t \in [0, T]} \left| |\tilde{\psi}(L, t)| - f_0(t) \right|^2 + \delta^2 \right]. \end{aligned} \quad (3.124)$$

Hence, recalling (3.110) and (3.113), we find

$$\left\| \tilde{\psi} - f_0 e^{-i\alpha_0 s + i\kappa_+} \right\|_{L^2([L, L+\delta] \times [0, T])}^2 \leq C\delta \left(\delta \gamma_\ell \ell^4 + \delta^2 + \gamma_\ell^{1/4} \ell \right) + \mathcal{O}(\ell^{-\infty}). \quad (3.125)$$

Plugging the above estimate and (3.123) in (3.122), we get

$$\left\| \tilde{\psi} \nabla \chi + f_0 e^{-i\alpha_0 s + i\kappa_+} \nabla \eta \right\|_{L^2(R_+)}^2 \leq C \left(\gamma_\ell \ell^4 + \delta + \frac{\gamma_\ell^{1/4} \ell}{\delta} \right) + \mathcal{O}(\delta^{-1} \ell^{-\infty}), \quad (3.126)$$

so that, in view of (3.111), (3.121) and (3.126), (3.120) becomes

$$\begin{aligned} E_\beta[L + \delta, \ell] &\leq \tilde{E}_\beta[L + \delta, \ell] + C \left(\gamma_\ell \ell^4 + \gamma_\ell^{1/3} \ell^{4/3} + \delta + \frac{\gamma_\ell^{1/4} \ell}{\delta} + \frac{\gamma_\ell^{1/2} \ell}{\sqrt{\delta}} \right) \\ &\quad + \mathcal{O}((\delta + \delta^{-1}) \ell^{-\infty}). \end{aligned} \quad (3.127)$$

By the exponential smallness of γ_ℓ given by (3.112), we can always choose $\delta(\ell) = \mathcal{O}(\ell^{-\infty})$ optimizing the above error terms, whose result is obviously another quantity exponentially small in ℓ . \square

We finally discuss the proof of Lemma 3.3, which uses an argument very similar to the one in the proof above.

Proof of Lemma 3.3. As in the proof of Proposition 3.4, we aim at proving an upper bound on $E_\beta(L + \delta, \ell)$ in terms of $E_{\beta, \kappa}(L + \delta, \ell)$, for some $\delta > 0$, via the evaluation of \mathcal{G}_κ on a suitable trial state. We set

$$\psi_{\text{trial}}(\mathbf{r}) := \chi(s) \psi_{\beta, \kappa}(\mathbf{r}) + \eta(s) f_0(t) e^{-i\alpha s}, \quad (3.128)$$

where χ, η are exactly the same cut-off functions introduced in (3.118), (3.119), respectively. Before proceeding further, observe that the ψ_{trial} (3.128) is well-posed since boundary coordinates are well defined in R_{\pm} (with the same notation as in the proof of Proposition 3.4).

We then have

$$\begin{aligned} \mathcal{G}[\psi_{\text{trial}}; \Gamma_{\beta}(L + \delta, \ell)] &= \mathcal{G}[\psi_{\beta, \varkappa}; \Gamma_{\beta}(L, \ell)] + \mathcal{G}[\psi_{\text{trial}}; R_- \cup R_+] \\ &= \mathcal{G}[\psi_{\beta, \varkappa}; \Gamma_{\beta}(L + \delta, \ell)] + \mathcal{G}[\psi_{\text{trial}}; R_- \cup R_+] - \mathcal{G}[\psi_{\beta, \varkappa}; R_- \cup R_+]. \end{aligned}$$

We just consider the energy in the region R_+ , since the corresponding one in R_- can be bound in the same way. Acting as in (3.121), we estimate

$$\begin{aligned} \mathcal{G}[\psi_{\text{trial}}; R_+] &\leq 4 \|(\nabla - it\mathbf{e}_s)\psi_{\beta, \varkappa}\|_{L^2(R_+)}^2 + 4 \|\psi_{\beta, \varkappa} \nabla \chi + f_0 e^{-i\alpha_0 s + i\varkappa_+} \nabla \eta\|_{L^2(R_+)}^2 \\ &\quad + 4 \|(\nabla - it\mathbf{e}_s)f_0 e^{-i\alpha_0 s + i\varkappa_+}\|_{L^2(R_+)}^2 + \frac{1}{b} \left(\|\psi_{\beta, \varkappa}\|_{L^4(R_+)}^4 + \|f_0\|_{L^4(R_+)}^4 \right) \end{aligned}$$

while, as in (3.120) (see also Remark B.4)

$$\mathcal{G}[\psi_{\beta, \varkappa}; R_+] \geq -\frac{1}{b} \|\psi_{\beta, \varkappa}\|_{L^4(R_+)}^4 \geq -C\delta. \quad (3.129)$$

Proceeding as in the proof of Proposition 3.4, thanks to Remark 3.5, we have

$$\begin{aligned} E_{\beta}(L + \delta, \ell) - E_{\beta, \varkappa}(L + \delta, \ell) &\leq C \left(\tilde{\epsilon} \ell^4 + \tilde{\epsilon}^{1/3} \ell^{4/3} + \delta + \frac{\tilde{\epsilon}^{1/4} \ell}{\delta} + \frac{\tilde{\epsilon}^{1/2} \ell}{\sqrt{\delta}} \right) \\ &\quad + \mathcal{O}((\delta + \delta^{-1}) \ell^{-\infty}) = \mathcal{O}(\ell^{-\infty}) + o_L(1), \end{aligned}$$

after an optimization over δ . \square

4. PROOF OF THE ENERGY LOWER BOUND

In this section we prove the lower bound to the GL energy which in combination with the upper bound proven in Proposition 5.1, stated in next section, will provide the proof of Theorem 2.1.

Proposition 4.1 (GL energy lower bound).

Let $\Omega \subset \mathbb{R}^2$ be any bounded simply connected domain satisfying Assumptions 1 and 2. Then, for any fixed $1 < b < \Theta_0^{-1}$, as $\varepsilon \rightarrow 0$, it holds

$$E^{\text{GL}} \geq \frac{|\partial\Omega| E_0^{\text{1D}}}{\varepsilon} - E_{\text{corr}} \int_0^{|\partial\Omega|} ds \mathfrak{K}(s) + \sum_{j=1}^N E_{\text{corner}, \beta_j} + o(1). \quad (4.1)$$

We recall the definition of the superconducting boundary layer

$$\mathcal{A}_{\varepsilon} := \{\mathbf{r} \in \Omega \mid \text{dist}(\mathbf{r}, \partial\Omega) \leq \varepsilon \ell_{\varepsilon}\},$$

with (see (1.18))

$$\ell_{\varepsilon} = c_1 |\log \varepsilon|,$$

for a large constant c_1 . The corner regions are denoted by $\Gamma_{j, \varepsilon}$, $j \in \mathfrak{s}$, and their precise definition is as follows

$$\Gamma_{j, \varepsilon} := \{\mathbf{r} \in \mathcal{A}_{\varepsilon} \mid \mathbf{s}_j - \varepsilon L_{\varepsilon} \leq \mathbf{s}(\mathbf{r}) \leq \mathbf{s}_j + \varepsilon L_{\varepsilon}\}, \quad (4.2)$$

where \mathbf{s}_j is the coordinate along $\partial\Omega$ of the j -th corner and

$$L_{\varepsilon} = c_2 |\log \varepsilon|, \quad (4.3)$$

for some

$$c_2 \geq \frac{c_1}{\tan\left(\frac{\beta}{2}\right)}, \quad (4.4)$$

so that (2.22) is satisfied. Notice that the definition (4.2) is well-posed, since the coordinate $\mathbf{s} \in [0, |\partial\Omega|]$ is well-defined along the whole boundary. The complementary region far from the corners is denoted by

$$\mathcal{A}_{\text{cut},\varepsilon} := \mathcal{A}_\varepsilon \setminus \bigcup_{j=1}^N \Gamma_{j,\varepsilon}. \quad (4.5)$$

In $\mathcal{A}_{\text{cut},\varepsilon}$, one can define suitable tubular coordinates (\mathbf{s}, \mathbf{t}) , so that \mathbf{s} is a curvilinear coordinate along $\partial\Omega$ and $\mathbf{t} = \text{dist}(\mathbf{r}, \partial\Omega)$. We are also going to use the rescaled analogues of \mathbf{s}, \mathbf{t} defined as in (1.19), i.e.,

$$\begin{cases} t := \mathbf{t}/\varepsilon \in [0, \ell_\varepsilon], \\ s := \mathbf{s}/\varepsilon \in \left[0, \frac{|\partial\Omega|}{\varepsilon}\right]. \end{cases}$$

We denote by \mathcal{A} the rescaling of the boundary layer \mathcal{A}_ε . Similarly, the set obtained via rescaling of the domain $\mathcal{A}_{\text{cut},\varepsilon}$ is denoted by \mathcal{A}_{cut} , i.e., with little abuse of notation,

$$\mathcal{A}_{\text{cut}} := \left([0, s_1 - L_\varepsilon] \cup [s_1 + L_\varepsilon, s_2 - L_\varepsilon] \cup \dots \cup \left[s_N + L_\varepsilon, \frac{|\partial\Omega|}{\varepsilon}\right]\right) \times [0, c_1 |\log \varepsilon|], \quad (4.6)$$

where s_j stands for the (rescaled) position of the j -th corner along the boundary. Similarly, Γ_j stands for the rescaling of the domain $\Gamma_{j,\varepsilon}$, i.e.,

$$\Gamma_j := \{\mathbf{r}' \in \mathbb{R}^2 \mid \mathbf{r}_j + \varepsilon \mathbf{r}' \in \Gamma_{j,\varepsilon}\}. \quad (4.7)$$

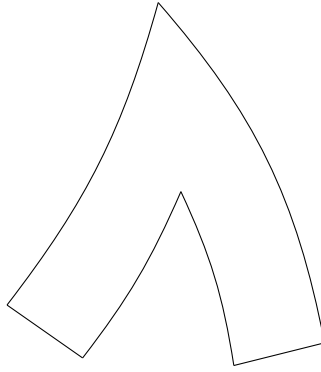


FIGURE 8. A typical corner region $\Gamma_{j,\varepsilon}$ (or, after rescaling, Γ_j) before the rectification.

Before proceeding further, we summarize the main steps of the proof of the lower bound. In order to extract the $\mathcal{O}(1)$ contributions to the energy, it is necessary to retain in most part of the boundary layer the terms depending on the boundary curvature. The same precision is not needed close to the corners, where a straightforward replacement of the vector potential is sufficient. There, however, the procedure is more involved, since we have to reconstruct the model problem discussed in Section 2.2. Hence, we are going to treat the smooth part of the layer and the corner regions differently.

- The first step is the *replacement of the magnetic vector potential* (Section 4.1). The idea is to replace \mathbf{A}^{GL} with $-\mathbf{t}\mathbf{e}_s + \frac{1}{2}\mathfrak{K}(\mathbf{s})\mathbf{t}^2 + \varepsilon\delta_\varepsilon$ far enough from the corners, which is done (Lemma 4.1) in the smooth part of the surface exactly as in [CR3], i.e., by means of a suitable gauge change. Close to the corners, on the other hand, we replace \mathbf{A}^{GL} with \mathbf{F} (Lemma 4.3), the potential defined in (2.6), by using some a priori bounds of the difference between \mathbf{A}^{GL} and \mathbf{F} (see Appendix B.2);
- The second step is the *rectification of the corner regions* (Section 4.2): by means of a suitable diffeomorphism, we map the corner region as in Fig. 8 onto a domain with the same shape as $\Gamma_\beta(L, \ell)$ defined in Section 2 (see also Fig. 2); this allows us to reduce the lower bound to the corner effective problem introduced in (2.1);
- The third step is simply the *completion of the lower bound* (Section 4.3), where we just glue together the lower bound we are able to prove near the corners through the effective problem (2.1) with the one in the smooth part of the domain discussed in Appendix C.

4.1. Replacement of the magnetic field. The first step in the proof of the lower bound for (2.8) is the replacement of the minimizing vector potential \mathbf{A}^{GL} with an explicit one. This is done differently in the smooth part of the layer $\mathcal{A}_{\text{cut}, \varepsilon}$ and in the corner regions $\Gamma_{j, \varepsilon}$.

In $\mathcal{A}_{\text{cut}, \varepsilon}$ we aim at bounding from below the GL energy by the reduced energy functional $\mathcal{G}_\varepsilon[\psi; \mathcal{A}_{\text{cut}}]$, where

$$\mathcal{G}_\varepsilon[\psi; \mathcal{A}_{\text{cut}}] := \int_{\mathcal{A}_{\text{cut}}} ds dt (1 - \varepsilon k(s)t) \left\{ |\partial_t \psi|^2 + \frac{1}{(1 - \varepsilon k(s)t)^2} |(\partial_s + ia_\varepsilon(s, t)) \psi|^2 - \frac{1}{2b} (2|\psi|^2 - |\psi|^4) \right\}. \quad (4.8)$$

$$\mathbf{a}_\varepsilon(s, t) := a_\varepsilon(s, t)\mathbf{e}_s, \quad a_\varepsilon(s, t) = -t + \frac{1}{2}k(s)t^2 + \varepsilon\delta_\varepsilon, \quad (4.9)$$

and $\psi(s, t) = \psi^{\text{GL}}(\mathbf{r}(s, t))e^{-i\phi_\varepsilon(\mathbf{r}(s, t))}$, with ϕ_ε a suitable gauge phase (see (4.12) below).

The replacement procedure by means of local gauge choice is well described in [FH2, Appendix F] for smooth domains and, in more details, in [CR3, Sect. 5.1]. A similar discussion is extended in presence of corners at the boundary in [CG1, Sect. 2.4], where however the energy of the corner regions is dropped.

Lemma 4.1 (Replacement of the magnetic potential in $\mathcal{A}_{\text{cut}, \varepsilon}$).

Under the assumptions of Proposition 4.1, there exists $\psi \in H^1(\mathcal{A}_\varepsilon)$ explicitly given by (4.11) and (4.12) below, so that, as $\varepsilon \rightarrow 0$,

$$\mathcal{E}_\varepsilon^{\text{GL}}[\psi^{\text{GL}}, \mathbf{A}^{\text{GL}}; \mathcal{A}_{\text{cut}, \varepsilon}] \geq \mathcal{G}_\varepsilon[\psi; \mathcal{A}_{\text{cut}}] + \mathcal{O}(\varepsilon^2 |\log \varepsilon|^2). \quad (4.10)$$

Proof. As described above there are three operations, which are performed simultaneously, to get (4.10):

- change to boundary tubular coordinates (\mathbf{s}, \mathbf{t}) ;
- extraction of a suitable gauge phase to replace \mathbf{A}^{GL} with $-\mathbf{t}\mathbf{e}_s + \frac{1}{2}\mathfrak{K}(\mathbf{s})\mathbf{t}^2 + \varepsilon\delta_\varepsilon$;
- rescaling of all the lengths (e.g., via (1.19)).

As anticipated, the above procedures have been already discussed in the literature but we provide the salient points for the sake of completeness.

The tubular coordinates are well-defined throughout $\mathcal{A}_{\text{cut}, \varepsilon}$ and the mapping $\mathbf{r} \rightarrow (\mathbf{s}, \mathbf{t})$ is actually a diffeomorphism there, as well as the rescaling $\mathbf{s} = \varepsilon s$, $\mathbf{t} = \varepsilon t$. The replacement

of \mathbf{A}^{GL} is then done by exploiting the gauge invariance, i.e., setting

$$\psi(s, t) := \psi^{\text{GL}}(\mathbf{r}(\varepsilon s, \varepsilon t)) e^{-i\phi_\varepsilon(s, t)}, \quad \text{in } \mathcal{A}_{\text{cut}}, \quad (4.11)$$

where

$$\phi_\varepsilon(s, t) := -\frac{1}{\varepsilon} \int_0^t d\eta \mathbf{A}^{\text{GL}}(\mathbf{r}(\varepsilon s, \varepsilon \eta)) \cdot \boldsymbol{\nu}(\varepsilon s) - \frac{1}{\varepsilon} \int_0^s d\xi \mathbf{A}^{\text{GL}}(\mathbf{r}(\varepsilon \xi, 0)) \cdot \boldsymbol{\gamma}'(\varepsilon \xi) + \varepsilon \delta_\varepsilon s \quad (4.12)$$

and

$$\delta_\varepsilon := \frac{\gamma_0}{\varepsilon^2} - \left\lfloor \frac{\gamma_0}{\varepsilon^2} \right\rfloor, \quad \gamma_0 := \frac{1}{|\partial\Omega|} \int_\Omega d\mathbf{r} \operatorname{curl} \mathbf{A}^{\text{GL}}. \quad (4.13)$$

The phase ϕ_ε above is well-defined only in the region $\mathcal{A}_{\text{cut}, \varepsilon}$ but, since we are using it only there, we do not need to specify how it is defined inside the corner regions $\Gamma_{j, \varepsilon}$. In $\mathcal{A}_{\text{cut}, \varepsilon}$ it is sufficient to proceed as in [CG1, Lemma 2.2], using, e.g., [CR2, Eq. (4.23)], which reads

$$\left\| \varepsilon^{-1} \mathbf{A}^{\text{GL}}(\mathbf{r}(\varepsilon s, \varepsilon t)) + \nabla \phi_\varepsilon(s, t) - \mathbf{a}_\varepsilon(s, t) \right\|_{L^\infty(\mathcal{A})} = \mathcal{O}(\varepsilon^3 |\log \varepsilon|^2) \quad (4.14)$$

to obtain (4.10). \square

In the corner regions, on the opposite, it suffices to use a priori bounds on the solutions of the GL equations to substitute \mathbf{A}^{GL} with \mathbf{F} (recall (2.6)). Before doing that, we need however a preparatory lemma:

Lemma 4.2.

For any $j = 1, \dots, N$, as $\varepsilon \rightarrow 0$,

$$\left\| \left(\nabla + i \frac{\mathbf{A}^{\text{GL}}}{\varepsilon^2} \right) \psi^{\text{GL}} \right\|_{L^2(\Gamma_{j, \varepsilon})} = \mathcal{O}(|\log \varepsilon|). \quad (4.15)$$

Proof. The idea is to exploit the variational equation for ψ^{GL} in (B.7), which yields, via an integration by parts,

$$\int_{\Gamma_{j, \varepsilon}} d\mathbf{r} |\nabla \psi^{\text{GL}}|^2 = \int_{\Gamma_{j, \varepsilon}} d\mathbf{r} \psi^{\text{GL}*} (-\Delta \psi^{\text{GL}}) + \int_{\partial\Gamma_{j, \varepsilon}} dx \psi^{\text{GL}*} \boldsymbol{\nu} \cdot \nabla \psi^{\text{GL}},$$

and estimate

$$\begin{aligned} \left\| \left(\nabla + i \frac{\mathbf{A}^{\text{GL}}}{\varepsilon^2} \right) \psi^{\text{GL}} \right\|_{L^2(\Gamma_{j, \varepsilon})}^2 &= - \int_{\Gamma_{j, \varepsilon}} d\mathbf{r} \psi^{\text{GL}*} \left(\nabla + i \frac{\mathbf{A}^{\text{GL}}}{\varepsilon^2} \right)^2 \psi^{\text{GL}} \\ &\quad + \int_{\partial\Gamma_{j, \varepsilon}} dx \psi^{\text{GL}*} \boldsymbol{\nu} \cdot \left(\nabla + i \frac{\mathbf{A}^{\text{GL}}}{\varepsilon^2} \right) \psi^{\text{GL}} \\ &= \frac{1}{\varepsilon^2} \int_{\Gamma_{j, \varepsilon}} d\mathbf{r} \left(1 - |\psi^{\text{GL}}|^2 \right) |\psi^{\text{GL}}|^2 + \mathcal{O}(|\log \varepsilon|) = \mathcal{O}(|\log \varepsilon|^2), \end{aligned} \quad (4.16)$$

by the bounds (B.14) and (B.23). Note that the latter is indeed used only at a distance further than ε from the corner because the boundary term is non-vanishing only there, thanks to the boundary conditions on ψ^{GL} (recall (B.7)). \square

We can now perform the vector potential replacement:

Lemma 4.3 (Replacement of the magnetic field in $\Gamma_{j, \varepsilon}$).

For any $j = 1, \dots, N$, there exists $\psi_j \in H^1(\mathcal{A}_\varepsilon)$, so that, as $\varepsilon \rightarrow 0$,

$$\mathcal{E}_\varepsilon^{\text{GL}} [\psi^{\text{GL}}, \mathbf{A}^{\text{GL}}; \Gamma_{j, \varepsilon}] \geq \mathcal{E}_1^{\text{GL}} [\psi_j, \mathbf{F}; \Gamma_j] + \mathcal{O}(\varepsilon^{3/5}). \quad (4.17)$$

Remark 4.1 (Kinetic energy in the corner regions).

Combining Lemma 4.2 with Lemma 4.3, one can easily deduce that (4.15) holds true even if $\psi^{\text{GL}}, \mathbf{A}^{\text{GL}}$ are replaced with ψ_j, \mathbf{F} . More precisely, let ψ_j be the same H^1 function as in (4.17), then

$$\|(\nabla + i\mathbf{F})\psi_j\|_{L^2(\Gamma_j)} = \mathcal{O}(|\log \varepsilon|). \quad (4.18)$$

Proof. A straightforward computation yields

$$\begin{aligned} & \left\| \left(\nabla + i \frac{\mathbf{A}^{\text{GL}}}{\varepsilon^2} \right) \psi^{\text{GL}} \right\|_{L^2(\Gamma_{j,\varepsilon})}^2 - \left\| \left(\nabla + i \frac{\mathbf{F}}{\varepsilon^2} \right) \psi^{\text{GL}} \right\|_{L^2(\Gamma_{j,\varepsilon})}^2 \\ &= -2\text{Im} \int_{\Gamma_{j,\varepsilon}} d\mathbf{r} \left[\left(\nabla + i \frac{\mathbf{A}^{\text{GL}}}{\varepsilon^2} \right) \psi^{\text{GL}} \right]^* \left(\frac{\mathbf{A}^{\text{GL}}}{\varepsilon^2} - \frac{\mathbf{F}}{\varepsilon^2} \right) \psi^{\text{GL}} - \int_{\Gamma_{j,\varepsilon}} d\mathbf{r} \left| \frac{\mathbf{A}^{\text{GL}}}{\varepsilon^2} - \frac{\mathbf{F}}{\varepsilon^2} \right|^2 |\psi^{\text{GL}}|^2 \\ &\geq -\delta \left\| \left(\nabla + i \frac{\mathbf{A}^{\text{GL}}}{\varepsilon^2} \right) \psi^{\text{GL}} \right\|_{L^2(\Gamma_{j,\varepsilon})}^2 - \frac{1}{\varepsilon^4} \left(\frac{1}{\delta} + 1 \right) \left\| \mathbf{A}^{\text{GL}} - \mathbf{F} \right\|_{L^2(\Gamma_{j,\varepsilon})}^2 \\ &\geq -C\delta |\log \varepsilon|^2 - \frac{1}{\varepsilon^4} \left(\frac{1}{\delta} + 1 \right) \left\| \mathbf{A}^{\text{GL}} - \mathbf{F} \right\|_{L^{2p}(\Omega)}^2 |\Gamma_{j,\varepsilon}|^{1-\frac{1}{p}}, \quad (4.19) \end{aligned}$$

for any $p \in [2, \infty)$, where we have used Lemma 4.2. Plugging now (B.17), which reads for $p' \in [2, +\infty)$

$$\left\| \mathbf{A}^{\text{GL}} - \mathbf{F} \right\|_{L^{p'}(\Omega)} = \mathcal{O}(\varepsilon^{7/4}), \quad (4.20)$$

thanks to the Agmon decay (B.24), we get

$$\begin{aligned} & \left\| \left(\nabla + i \frac{\mathbf{A}^{\text{GL}}}{\varepsilon^2} \right) \psi^{\text{GL}} \right\|_{L^2(\Gamma_{j,\varepsilon})}^2 - \left\| \left(\nabla + i \frac{\mathbf{F}}{\varepsilon^2} \right) \psi^{\text{GL}} \right\|_{L^2(\Gamma_{j,\varepsilon})}^2 \geq -C [\delta |\log \varepsilon|^2 \\ & \quad - \frac{1}{\sqrt{\varepsilon}} \left(\frac{1}{\delta} + 1 \right) (\varepsilon^2 |\log \varepsilon|^2)^{1-\frac{1}{p}}] \geq -C \varepsilon^{3/4-1/p} |\log \varepsilon|^2 \quad (4.21) \end{aligned}$$

after an optimization over δ (i.e., taking $\delta = \varepsilon^{3/4-1/p} |\log \varepsilon|^{-1/p}$). This yields the remainder in (4.17).

In order to complete the proof, we have to rescale all lengths and do a translation to put the origin in the corner, i.e., we perform the change of coordinates $\mathbf{r} \rightarrow \mathbf{r}' := (\mathbf{r} - \mathbf{r}_j)/\varepsilon$, which generates the following change of the magnetic potential

$$\mathbf{F} = \frac{1}{2}(-y, x) \longrightarrow \frac{1}{2}(-y_j, x_j) + \frac{1}{2}\varepsilon(-y', x'), \quad (4.22)$$

i.e., there is an additional constant term appearing (first term on the r.h.s. of the above expression). Once such an unwanted contribution is cancelled via the gauge transformation

$$\psi_j(\mathbf{r}') = \psi^{\text{GL}}(\mathbf{r}_j + \varepsilon \mathbf{r}') \exp \left\{ i \frac{\mathbf{F}(\mathbf{r}_j) \cdot \mathbf{r}'}{\varepsilon} \right\}, \quad (4.23)$$

the functional on the r.h.s. of (4.17) is recovered and the proof completed. \square

4.2. Rectification of the corner regions. We aim at estimating from below the energy close to the corners (first term on the r.h.s. of (4.17)) by the minimal energy of the model problem introduced in (2.1) and discussed in Section 3. To this purpose there are two difficulties to overcome. First, one needs to force the boundary conditions in the minimization of the corner energies appearing in (4.17). Indeed, one can not simply minimize the energy over H^1 , because this would introduce an unwanted contribution from the normal boundaries at $s_j \pm L_\varepsilon$. Such a problem will however be solved easily by exploiting Proposition 3.4.

The second issue is less trivial although it is nothing but a tedious technicality: the model problems is indeed defined on a domain whose boundary is straight, while typically the boundaries of the domains Γ_j have a non-trivial curvature, as in Fig. 8. Of course, being the corner regions rather small and the curvature bounded, one expects that the corrections induced by this adjustment are of lower order. This is indeed the case as we are going to prove in next Lemma 4.4.

Let us introduce some notation: we are going to denote by $\Gamma_{j,\text{rect}}$ the corner region of opening angle β_j with straight sides, longitudinal length L_ε and normal width $\ell_\varepsilon(1 + o(1))$: note that we do not require the inner boundaries of $\Gamma_{j,\text{rect}}$ to be straight since the exponential decay of any GL minimizer will allow us to easily estimate any error generated close to those boundaries. We also assume the cartesian axis to be chosen in such a way that the corner coincides with the origin. Hence, except for some small region near the inner boundaries, $\Gamma_{j,\text{rect}}$ coincide with the region described in Fig. 2, up to a rotation (compare with Fig. 3). We thus have

$$\Gamma_{j,\text{rect}} \simeq \mathcal{R}\Gamma_{\beta_j}(L_\varepsilon, \ell_\varepsilon), \quad (4.24)$$

where \mathcal{R} is a rigid rotation around the axis perpendicular to the plane and passing through the corner.

Lemma 4.4 (Rectification of the corner).

Let ψ_j be the H^1 function in (4.17). Then, there exists a diffeomorphism $\mathbf{R} : \Gamma_j \rightarrow \Gamma_{j,\text{rect}}$, so that, setting $\tilde{\psi}_j(\mathbf{R}) := \psi_j(\mathbf{R}(\mathbf{R}))$,

$$\mathcal{E}_1^{\text{GL}}[\psi_j, \mathbf{F}; \Gamma_j] = \mathcal{E}_1^{\text{GL}}[\tilde{\psi}_j, \mathbf{F}; \Gamma_{\beta_j}(L_\varepsilon, \ell_\varepsilon)] + \mathcal{O}(\varepsilon |\log \varepsilon|^\infty). \quad (4.25)$$

Proof. We want to map the region Γ_j onto $\Gamma_{j,\text{rect}}$ via a suitable diffeomorphism and exploit the fact that, thanks to the boundedness of curvature and the size of the region, such a map is suitably close to the identity. A similar trick has already been used, e.g., in [B-NF]. So, we claim that there exists a smooth map $\mathbf{R}(\mathbf{r}) : \Gamma_j \rightarrow \Gamma_{j,\text{rect}}$ which is one-to-one, $\mathbf{R}(0) = 0$ and

$$R_j(\mathbf{r}) = r_j(1 + \mathcal{O}(\varepsilon |\log \varepsilon|)), \quad \partial_j R_k(\mathbf{r}) = \delta_{jk} + \mathcal{O}(\varepsilon |\log \varepsilon|^\infty). \quad (4.26)$$

A simple way to implement explicitly the above transformation is to use the diffeomorphism given by the representation of Γ_j or $\Gamma_{j,\text{rect}}$ in terms of polar coordinates $(\varrho, \vartheta) \in \mathbb{R}^+ \times [0, 2\pi)$ with origin in the vertex. Let us denote by $\mathbf{r}(\varrho, \vartheta)$ the inverse of such a map, then, for any rotation \mathcal{R} , we have

$$\mathbf{r}^{-1}(\mathcal{R}^{-1}\Gamma_j) = \left\{ \varrho \in [0, \varrho_\varepsilon], \vartheta \in \left[\vartheta_{\text{out},\varepsilon}^-(\varrho), \vartheta_{\text{in},\varepsilon}^-(\varrho) \right] \cup \left[\vartheta_{\text{in},\varepsilon}^+(\varrho), \vartheta_{\text{out},\varepsilon}^+(\varrho) \right] \right\}, \quad (4.27)$$

where,

$$\varrho_\varepsilon = \sqrt{L_\varepsilon^2 + \ell_\varepsilon^2}(1 + o(1)), \quad (4.28)$$

and, at least for small ϱ , $\vartheta_{\text{in},\varepsilon}^-(\varrho) = \vartheta_{\text{in},\varepsilon}^+(\varrho)$ and

$$\vartheta_{\text{out},\varepsilon}^+(\varrho) - \vartheta_{\text{out},\varepsilon}^-(\varrho) = \beta_j + o(1). \quad (4.29)$$

Similarly, the rectified region $\Gamma_{j,\text{rect}}$ can be mapped onto

$$\mathbf{r}^{-1}(\mathcal{R}^{-1}\Gamma_{j,\text{rect}}) = \left\{ \varrho \in \left[0, \sqrt{L_\varepsilon^2 + \ell_\varepsilon^2} \right], \vartheta \in [0, \vartheta_{\text{in}}^-(\varrho)] \cup [\vartheta_{\text{in}}^+(\varrho), \beta_j] \right\}, \quad (4.30)$$

where again

$$\vartheta_{\text{in}}^-(\varrho) = \vartheta_{\text{in}}^+(\varrho), \quad \text{for } \varrho \in \left[0, \frac{\ell_\varepsilon}{\sin(\beta_j/2)} \right], \quad (4.31)$$

and, for larger ϱ , $\vartheta_{\text{in}}^-(\varrho)$ and $\vartheta_{\text{in}}^+(\varrho)$ identifies two straight lines at distance ℓ_ε from the outer boundary. Now the key observation is that the tangential vector to the outer boundary of Γ_j is given by $\gamma'(\varepsilon s)$ and, setting $\gamma'(\varepsilon s_j^\pm) := \lim_{s \rightarrow s_j^\pm} \gamma'(s)$,

$$\begin{aligned} \sup_{s \in (s_j, s_j + L_\varepsilon]} \left| \gamma'(\varepsilon s) - \gamma'(\varepsilon s_j^+) \right| &\leq \varepsilon L_\varepsilon \sup_{s \in (s_j, s_j + L_\varepsilon]} |\gamma''(\varepsilon s)| \\ &\leq \varepsilon L_\varepsilon \sup_{s \in (s_j, s_j + L_\varepsilon]} |k(s)| = \mathcal{O}(\varepsilon |\log \varepsilon|). \end{aligned} \quad (4.32)$$

by the boundedness of the curvature $k(s)$. A similar estimate obviously holds true for $s \in [s_j - L_\varepsilon, s_j)$.

Hence, the distance between the outer boundaries of Γ_j and two straight lines forming an angle β_j is small. Consequently, if \mathcal{R} is chosen appropriately, we can exploit the polar coordinate representation (4.27) with

$$\vartheta_{\text{out}, \varepsilon}^-(\varrho) = \mathcal{O}(\varepsilon |\log \varepsilon|), \quad \vartheta_{\text{out}, \varepsilon}^+(\varrho) = \beta_j + \mathcal{O}(\varepsilon |\log \varepsilon|), \quad (4.33)$$

but also

$$|\partial_\varrho \vartheta_{\text{out}, \varepsilon}^\pm(\varrho)| = \mathcal{O}(\varepsilon |\log \varepsilon|). \quad (4.34)$$

The map $\mathbf{R}(\mathbf{r})$ can thus be identified by the charge of polar coordinates given by

$$\begin{cases} \tilde{\varrho} := \sqrt{\frac{L_\varepsilon^2 + \ell_\varepsilon^2}{\varrho_\varepsilon^2}} \varrho \\ \tilde{\vartheta} := \beta_j \frac{\vartheta - \vartheta_{\text{out}}^-(\varrho)}{\vartheta_{\text{out}}^+(\varrho) - \vartheta_{\text{out}}^-(\varrho)} \end{cases} \quad (4.35)$$

so that $(\tilde{\varrho}, \tilde{\vartheta}) \in \mathbf{r}^{-1}(\mathcal{R}^{-1}\Gamma_{j, \text{rect}})$ and, since $\varrho_\varepsilon = \sqrt{L_\varepsilon^2 + \ell_\varepsilon^2}(1 + \mathcal{O}(\varepsilon |\log \varepsilon|))$ by (4.32),

$$\tilde{\varrho} = \varrho(1 + \mathcal{O}(\varepsilon |\log \varepsilon|)), \quad \tilde{\vartheta} = \vartheta(1 + \mathcal{O}(\varepsilon |\log \varepsilon|)). \quad (4.36)$$

Furthermore, by (4.34)

$$\begin{aligned} \partial_\varrho \tilde{\vartheta} &= \frac{\beta_j}{(\vartheta_{\text{out}}^+(\varrho) - \vartheta_{\text{out}}^-(\varrho))^2} \left\{ -\vartheta_{\text{out}}^+(\varrho) \partial_\varrho \vartheta_{\text{out}}^-(\varrho) - \vartheta (\partial_\varrho \vartheta_{\text{out}}^+(\varrho) - \partial_\varrho \vartheta_{\text{out}}^-(\varrho)) \right\} \\ &= \mathcal{O}(\varepsilon |\log \varepsilon|), \end{aligned}$$

so that

$$\begin{cases} \partial_\varrho \tilde{\varrho} = 1 + \mathcal{O}(\varepsilon |\log \varepsilon|) \\ \partial_{\tilde{\vartheta}} \tilde{\varrho} = 0 \end{cases}, \quad \begin{cases} \partial_\varrho \tilde{\vartheta} = \mathcal{O}(\varepsilon |\log \varepsilon|) \\ \partial_{\tilde{\vartheta}} \tilde{\vartheta} = 1 + \mathcal{O}(\varepsilon |\log \varepsilon|) \end{cases}, \quad (4.37)$$

i.e., the Jacobian of the transformation is close to the identity:

$$J_{(\varrho, \vartheta) \rightarrow (\tilde{\varrho}, \tilde{\vartheta})} = I(1 + \mathcal{O}(\varepsilon |\log \varepsilon|)), \quad (4.38)$$

which in particular implies that its determinant is $1 + \mathcal{O}(\varepsilon |\log \varepsilon|)$.

Using then the diffeomorphism $\mathbf{R}(\mathbf{r})$, we can thus write

$$\mathcal{E}_1^{\text{GL}}[\psi_j, \mathbf{F}; \Gamma_j] = \int_{\Gamma_{j, \text{rect}}} d\mathbf{R} \left\{ \left| (J \nabla_{\mathbf{R}} + i\tilde{\mathbf{F}}) \tilde{\psi}_j \right|^2 - \frac{1}{2b} \left(2|\tilde{\psi}_j|^2 - |\tilde{\psi}_j|^4 \right) \right\}, \quad (4.39)$$

where J is the jacobian matrix associated to the change of coordinates $\mathbf{r} \rightarrow \mathbf{R}$ and we have set

$$\tilde{\psi}_j(\mathbf{R}) := \psi_j(\mathbf{r}(\mathbf{R})), \quad \tilde{\mathbf{F}}(\mathbf{R}) := \mathbf{F}(\mathbf{r}(\mathbf{R})). \quad (4.40)$$

By (4.26), we obviously have

$$\tilde{\mathbf{F}}(\mathbf{R}) = \frac{1}{2}\mathbf{R}^\perp (1 + \mathcal{O}(\varepsilon|\log \varepsilon|)). \quad (4.41)$$

Therefore, we can estimate from below the r.h.s. of (4.39) exactly as in (4.19), using (4.18) in Remark 4.1, to get

$$\begin{aligned} \mathcal{E}_1^{\text{GL}}[\psi_j, \mathbf{F}; \Gamma_j] &\geq \int_{\Gamma_{j,\text{rect}}} d\mathbf{r} \left\{ \left| (\nabla + i\mathbf{F}) \tilde{\psi}_j \right|^2 - \frac{1}{2b} \left(2|\tilde{\psi}_j|^2 - |\tilde{\psi}_j|^4 \right) \right\} \\ &\quad - C \left[\delta |\log \varepsilon|^2 + \left(1 + \frac{1}{\delta} \right) \varepsilon^2 |\log \varepsilon|^4 \right] \geq \mathcal{E}_1^{\text{GL}}[\tilde{\psi}_j, \mathbf{F}; \Gamma_{j,\text{rect}}] + \mathcal{O}(\varepsilon |\log \varepsilon|^\infty). \end{aligned} \quad (4.42)$$

The last step is then the replacement of the region $\Gamma_{j,\text{rect}}$ with $\Gamma_{\beta_j}(L_\varepsilon, \ell_\varepsilon)$, which can be done exploiting the rotational invariance of the GL functional, and the exponential decay of ψ^{GL} given by (B.24) (and thus of ψ), which allows to drop the energy further way than $\ell_\varepsilon(1 + o(1))$ from the outer boundaries, yielding

$$\mathcal{E}_1^{\text{GL}}[\tilde{\psi}_j, \mathbf{F}; \Gamma_{j,\text{rect}}] = \mathcal{E}_1^{\text{GL}}[\tilde{\psi}_j, \mathbf{F}; \Gamma_{\beta_j}(L_\varepsilon, \ell_\varepsilon)] + \mathcal{O}(\varepsilon^\infty). \quad (4.43)$$

□

4.3. Completion of the lower bound. We are now in position to complete the lower bound proof.

Proof of Proposition 4.1. Combining the results proven in Lemma 4.1, Lemma 4.3 and Lemma 4.4, we get

$$E^{\text{GL}} \geq \mathcal{G}_\varepsilon[\psi; \mathcal{A}_{\text{cut}}] + \sum_{j=1}^N \mathcal{E}_1^{\text{GL}}[\psi_j, \mathbf{F}; \Gamma_{j,\text{rect}}] + \mathcal{O}(\varepsilon^{3/5}). \quad (4.44)$$

At this stage the energy contributions of the smooth part of the domain and its complement have been completely decoupled, so we can bound them from below separately. In fact, the lower bound to $\mathcal{G}_\varepsilon[\psi; \mathcal{A}_{\text{cut}}]$ can be simply taken from [CR3, Proposition 4]. For more details see Appendix C and Proposition C.2 there, which yields

$$\begin{aligned} E^{\text{GL}} &\geq \frac{|\partial\Omega|E_0^{1\text{D}}}{\varepsilon} - 2L_\varepsilon E_0^{1\text{D}} - E_{\text{corr}} \int_0^{|\partial\Omega|} ds \mathfrak{K}(s) \\ &\quad + \sum_{j=1}^N \left[\mathcal{E}_1^{\text{GL}}[\tilde{\psi}_j, \mathbf{F}; \Gamma_{\beta_j}(L_\varepsilon, \ell_\varepsilon)] - \sum_{j \in \mathbf{s}} \int_0^{c_0 |\log \varepsilon|} dt \frac{F_0(t)}{f_0^2(t)} j_t [\psi(s, t)] \Big|_{s=s_j-L_\varepsilon}^{s=s_j+L_\varepsilon} \right] + \mathcal{O}(\varepsilon^{3/5}). \end{aligned} \quad (4.45)$$

Now, recalling the definitions of ψ in (4.11) and $\tilde{\psi}_j$ in Lemma 4.4 (recall also (4.23)), we claim that

$$\begin{aligned} \mathcal{E}_1^{\text{GL}}[\tilde{\psi}_j, \mathbf{F}; \Gamma_{\beta_j}(L_\varepsilon, \ell_\varepsilon)] - \sum_{j \in \mathbf{s}} \int_0^{c_0 |\log \varepsilon|} dt \frac{F_0(t)}{f_0^2(t)} j_t [\psi(s, t)] \Big|_{s=s_j-L_\varepsilon}^{s=s_j+L_\varepsilon} \\ = \tilde{\mathcal{G}}_{\mathbf{F}}[\tilde{\psi}_j] + \mathcal{O}(\varepsilon^{3/5}), \end{aligned} \quad (4.46)$$

where the functional $\tilde{\mathcal{G}}_{\mathbf{F}}$ is defined in (3.89) in Section 3.4.

First of all we note that because of the rigid translation and rotation, the boundaries $\partial\Gamma_{\beta_j, \text{bd}}$ (recall (2.24), (2.25) and (2.26)) coincides with the portion of the lines $s = s_j \pm L_\varepsilon$ contained in the boundary layer. Therefore, in order to replace ψ with $\tilde{\psi}_j$ in the boundary

terms in (4.46), we need to estimate the contribution of the gauge phases (4.12) and (4.22) as well as the effect of the rectification. Next, we observe that, by (4.12) and (4.23),

$$\begin{aligned} j_t[\psi]|_{s=s_j \pm L_\varepsilon} &= j_t \left[\psi^{\text{GL}}(\mathbf{r}(\varepsilon s, \varepsilon t)) e^{-i\phi_\varepsilon(s, t)} \right] \Big|_{s=s_j \pm L_\varepsilon} \\ &= j_t \left[\psi_j((\mathbf{r}(\varepsilon s, \varepsilon t)) - \mathbf{r}_j)/\varepsilon) e^{-i\phi_\varepsilon(s, t)} e^{-i\frac{\mathbf{F}(\mathbf{r}_j) \cdot \mathbf{r}'}{\varepsilon}} \right] \Big|_{s=s_j \pm L_\varepsilon} \\ &= [j_t[\psi_j((\mathbf{r}(\varepsilon s, \varepsilon t)) - \mathbf{r}_j)/\varepsilon)] - \partial_t(\phi_\varepsilon(s, t) + \frac{1}{\varepsilon} \mathbf{F}(\mathbf{r}_j) \cdot \mathbf{r}') \Big|_{s=s_j \pm L_\varepsilon}. \end{aligned} \quad (4.47)$$

Recalling the definition (4.40) of $\tilde{\psi}_j$, we immediately see that the first term on the r.h.s. of the expression above in fact equals $j_t[\tilde{\psi}_j]|_{s=\pm L_\varepsilon}$ after the action of the diffeomorphism \mathbf{R} , so reconstructing the boundary terms in $\tilde{\mathcal{G}}_{\mathbf{F}}$. Therefore, it only remains to control the contributions of the last two terms. A simple computation yields

$$-\partial_t(\phi_\varepsilon + \frac{1}{\varepsilon} \mathbf{F}(\mathbf{r}_j) \cdot \mathbf{r}') = \frac{1}{\varepsilon} (\mathbf{A}^{\text{GL}}(\mathbf{r}) - \mathbf{F}(\mathbf{r}_j)) \cdot \mathbf{e}_t = \frac{1}{\varepsilon} (\mathbf{A}^{\text{GL}}(\mathbf{r}) - \mathbf{F}(\mathbf{r})) \cdot \mathbf{e}_t + \frac{1}{2} \mathbf{r}'^\perp \cdot \mathbf{e}_t,$$

where we have used the change of coordinates $\mathbf{r} = \mathbf{r}_j + \varepsilon \mathbf{r}'$. Now, combining (3.46), i.e., the fact that in a rectified corner region $\mathbf{r}'^\perp = -t\mathbf{e}_s + s\mathbf{e}_t$, with the properties of the diffeomorphism introduced in the proof of Lemma 4.4, we get

$$\frac{1}{2} \mathbf{r}'^\perp \cdot \mathbf{e}_t = \frac{1}{2} s + \mathcal{O}(\varepsilon |\log \varepsilon|^\infty).$$

Hence, each boundary term can be rewritten

$$\begin{aligned} \int_0^{c_0 |\log \varepsilon|} dt \frac{F_0(t)}{f_0^2(t)} j_t[\psi(s, t)] \Big|_{s=s_j-L_\varepsilon}^{s=s_j+L_\varepsilon} &= \int_0^{c_0 |\log \varepsilon|} dt \frac{F_0(t)}{f_0^2(t)} \left[j_t[\tilde{\psi}(\mathbf{r}(s, t))] + \frac{1}{2} s \right] \Big|_{s=-L_\varepsilon}^{s=+L_\varepsilon} \\ &\quad - \frac{1}{\varepsilon} \int_0^{c_0 |\log \varepsilon|} dt \frac{F_0(t)}{f_0^2(t)} (\mathbf{A}^{\text{GL}}(\mathbf{r}(s, t)) - \mathbf{F}(\mathbf{r}(s, t))) \cdot \mathbf{e}_t \Big|_{s=s_j-L_\varepsilon}^{s=s_j+L_\varepsilon} + \mathcal{O}(\varepsilon |\log \varepsilon|^\infty) \end{aligned} \quad (4.48)$$

and it only remains to bound the last term. This can be done exploiting once more (B.17): setting $g(\mathbf{r}) := F_0(t(\mathbf{r}))/f_0^2(t(\mathbf{r}))$ for short and using the vanishing of F_0 at $t = 0, c_1 |\log \varepsilon|$, we can rewrite the absolute value of the last term on the r.h.s. of the expression above as

$$\begin{aligned} &\frac{1}{\varepsilon^3} \left| \int_{\Gamma_{j,\varepsilon}} d\mathbf{r} \nabla \cdot [g(\mathbf{r}) (\mathbf{A}^{\text{GL}}(\mathbf{r}(s, t)) - \mathbf{F}(\mathbf{r}(s, t)))] \right| \\ &= \frac{1}{\varepsilon^3} \left| \int_{\Gamma_{j,\varepsilon}} d\mathbf{r} (\nabla g(\mathbf{r})) \cdot (\mathbf{A}^{\text{GL}}(\mathbf{r}(s, t)) - \mathbf{F}(\mathbf{r}(s, t))) \right| \leq \frac{C |\log \varepsilon|^5}{\varepsilon^3} \|\mathbf{A}^{\text{GL}} - \mathbf{F}\|_{L^1(\Gamma_{j,\varepsilon})}, \end{aligned} \quad (4.49)$$

where we have used the fact that both \mathbf{A}^{GL} and \mathbf{F} are divergence free and we have estimated

$$|\nabla g(\mathbf{r})| = \left| \partial_t \frac{F_0(t)}{f_0^2(t)} \right| \leq 2|t + \alpha_0| + \left| \frac{F_0(t)f_0'(t)}{f_0^3(t)} \right| \leq C |\log \varepsilon|^5, \quad (4.50)$$

by (A.3), (A.22) and the simple bound (A.47). On the other hand, from (4.20) we get, for $p \in [2, +\infty)$,

$$\begin{aligned} \|\mathbf{A}^{\text{GL}}(\mathbf{r}(s, t)) - \mathbf{F}(\mathbf{r}(s, t))\|_{L^1(\Gamma_{j,\varepsilon})} &\leq \|\mathbf{A}^{\text{GL}}(\mathbf{r}(s, t)) - \mathbf{F}(\mathbf{r}(s, t))\|_{L^p(\Gamma_{j,\varepsilon})} |\Gamma_{j,\varepsilon}|^{1-\frac{1}{p}} \\ &\leq C\varepsilon^{7/4} (\varepsilon^2 |\log \varepsilon|)^{1-\frac{1}{p}}, \end{aligned}$$

which implies (4.46) via (4.49).

Putting together (4.45) with (4.46) and observing that, by the Agmon decay, we can impose the boundary condition $\tilde{\psi} = \psi_0$ along the interior boundary $\partial\Gamma_{\text{in}}$ up to a $\mathcal{O}(\varepsilon^\infty)$ error (see Remark 3.11), we thus get

$$\begin{aligned} E^{\text{GL}} &\geq \frac{|\partial\Omega|E_0^{1\text{D}}}{\varepsilon} - 2L_\varepsilon E_0^{1\text{D}} - E_{\text{corr}} \int_0^{|\partial\Omega|} \text{ds } \mathfrak{K}(\mathbf{s}) \\ &\quad + \sum_{j \in \Sigma} \inf_{\psi \in \tilde{\mathcal{D}}_\star(\Gamma_{\beta_j}(L_\varepsilon, \ell_\varepsilon))} \tilde{\mathcal{G}}_{\mathbf{F}} \left[\tilde{\psi}, \Gamma_{\beta_j}(L_\varepsilon, \ell_\varepsilon) \right] + \mathcal{O}(\varepsilon^{3/5}) \\ &= \frac{|\partial\Omega|E_0^{1\text{D}}}{\varepsilon} - E_{\text{corr}} \int_0^{|\partial\Omega|} \text{ds } \mathfrak{K}(\mathbf{s}) + \sum_{j \in \Sigma} \left(\tilde{E}_{\beta_j}(L_\varepsilon, \ell_\varepsilon) - 2L_\varepsilon E_0^{1\text{D}} \right) + \mathcal{O}(\varepsilon^{3/5}), \quad (4.51) \end{aligned}$$

where we have taken the infimum over $\tilde{\psi}$ and recalled the definition of the modified Neumann energy in the corner given in (3.89) as well Remark 3.10. In particular, we are choosing the constants c_1 and c_2 in such a way that (3.57) is satisfied. The final step of the proof is then the application of Proposition 3.4: under the assumptions we have made, $\ell_\varepsilon, L_\varepsilon \rightarrow +\infty$, and therefore we have (see Remark 3.14)

$$\tilde{E}_{\beta_j}(L_\varepsilon, \ell_\varepsilon) - 2L_\varepsilon E_0^{1\text{D}} = E_{\text{corner}, \beta_j} + o(1), \quad (4.52)$$

which yields the result. \square

5. OTHER PROOFS

We collect in this section the completion of the proofs of the results proven in the paper, i.e., specifically, we prove the energy upper bound matching the lower bound proven in Proposition 4.1, which in turn completes the proof of Theorem 2.1. Finally, we show how the energy asymptotics can be used to deduce a pointwise estimate of the order parameter.

5.1. Upper bound and energy asymptotics. We state the main result of this section in the following Proposition 5.1. Note that Proposition 4.1 and Proposition 5.1 together completes the proof of Theorem 2.1, with the simple exception of the replacement of $E_0^{1\text{D}}$ with $E_\star^{1\text{D}}$, which can be done up to remainders of order $\mathcal{O}(\varepsilon^\infty)$ by Lemma A.2.

Proposition 5.1 (GL energy upper bound).

Let $\Omega \subset \mathbb{R}^2$ be any bounded simply connected domain satisfying Assumptions 1 and 2. Then, for any fixed $1 < b < \Theta_0^{-1}$, as $\varepsilon \rightarrow 0$, it holds

$$E^{\text{GL}} \leq \frac{|\partial\Omega|E_0^{1\text{D}}}{\varepsilon} - E_{\text{corr}} \int_0^{|\partial\Omega|} \text{ds } \mathfrak{K}(\mathbf{s}) + \sum_{j=1}^N E_{\text{corner}, \beta_j} + o(1). \quad (5.1)$$

Proof. As usual the upper bound is obtained by testing the GL energy functional on a suitable trial state. As a vector potential we pick the simplest one generating a uniform magnetic field with unit curl and with zero divergence, i.e., $\mathbf{F} = \frac{1}{2}(-y, x)$ in cartesian

coordinates. The order parameter on the other hand is much more involved: the idea is to recover the trial state given in [CR3, Eq. (4.14)] far from the corners and glue it to the minimizers of the effective energies in every corner. To retain the curvature corrections, as in [CR2] (see also Appendix C), we decompose the smooth part of the layer into cells of tangential length of order ε . The order parameter is constructed in such a way that its modulus is close to $f_{k_n}(\varepsilon t)$ (see Appendix A.2) in the smooth part of the domain, k_n being the average curvature in each boundary cell and $t = \text{dist}(\mathbf{r}, \partial\Omega)$, and to the modulus of the corner minimizer $\psi_{\beta_j}(\mathbf{r})$ in the j -th corner region, respectively. Notice that the boundary conditions on ψ_β allows to glue the functions continuously in the transition area from the corner region to the smooth part of the boundary layer. The phase of ψ_{trial} on the other hand is given by a gauge phase analogous to (4.12), but defined in terms of the vector potential \mathbf{F} (basically, given by (3.60) and (3.61)), plus the optimal phase $\exp\{-i\alpha_{k_n}s/\varepsilon\}$ in each smooth cell. An additional phase is then added to patch together such factors.

Explicitly, we set

$$\psi_{\text{trial}}(\mathbf{r}) := \chi(t(\mathbf{r})) \times \begin{cases} g(s(\mathbf{r}), t(\mathbf{r})) e^{-iS(s(\mathbf{r}))} e^{i\phi_{\text{trial}}(s(\mathbf{r}), t(\mathbf{r}))}, & \text{for } \mathbf{r} \in \tilde{\mathcal{A}}_{\text{cut}, \varepsilon}, \\ \tilde{\psi}_{\beta_j, \kappa_j}(\mathcal{R}^{-1}(\mathbf{r} - \mathbf{r}_j)/\varepsilon), & \text{for } \mathbf{r} \in \Gamma_{j, \varepsilon}, \end{cases} \quad (5.2)$$

where \mathcal{R} is the rotation defined in (4.24) and κ_j a suitable phase factor, which discussed in (5.6) below. Moreover, for some $a > 0$,

$$\tilde{\mathcal{A}}_{\text{cut}, \varepsilon} := \{\mathbf{r} \in \mathcal{A}_{\text{cut}, \varepsilon} \mid |s(\mathbf{r}) - s_j| \geq L_\varepsilon + \varepsilon^a, \forall j = 1, \dots, N\}, \quad (5.3)$$

is a subdomain of $\mathcal{A}_{\text{cut}, \varepsilon}$ where boundary coordinates are well defined. In $\mathcal{A}_{\text{cut}, \varepsilon} \setminus \tilde{\mathcal{A}}_{\text{cut}, \varepsilon}$, we take care of the transition from the smooth part of the layer and the corner region: for any given $j = 1, \dots, N$, we concretely set (we use boundary coordinates with a little abuse of notation, meaning that $s = s(\mathbf{r})$ and $t = t(\mathbf{r})$)

$$\psi_{\text{trial}}(\mathbf{r}) := \zeta(s) f_0(t) e^{-iS(s_j \pm L_\varepsilon)} + (1 - \zeta(s)) f_{k_\pm}(t) e^{-iS(s_j \pm L_\varepsilon \pm \varepsilon^a)}, \quad (5.4)$$

for any $|s(\mathbf{r}) - s_j \pm L_\varepsilon| \leq \varepsilon^a$ and where we have denoted k_\pm the average curvature in the cells \mathcal{C}_\pm adjacent to the j -th corner region. The smooth cut-off function ζ are chosen to be positive. Moreover, we require that

$$\zeta(s_j \pm L_\varepsilon) = 1, \quad \zeta(s_j \pm L_\varepsilon \pm \varepsilon^a) = 0,$$

and $|\zeta'| \leq C\varepsilon^{-a}$. Furthermore,

- the smooth cut-off function $\chi(t)$ equals 1 for any $t \leq c_0 |\log \varepsilon|$ and vanishes for $t \geq |\log \varepsilon|^2$, so that its gradient is bounded by $\mathcal{O}(|\log \varepsilon|^{-2})$;
- the gauge phase ϕ_{trial} is completely analogous to the one used in the lower bound, i.e., it is given by (4.12) with \mathbf{A}^{GL} replaced by \mathbf{F} in the smooth boundary layer and in the corner regions, respectively; note that to leading order such a phase equals $-\frac{1}{2}st$, which coincides with the gauge phase in ψ_\star (recall (2.5)) in the boundary conditions for ψ_β ;
- the positive function $g(s, t)$ is taken directly from [CR3, Eq. (4.15)]: it equals f_{k_n} in the n -th cell \mathcal{C}_n , up to a smaller correction χ_n , which allows the continuous transition from f_{k_n} to $f_{k_{n+1}}$ at the intersection of \mathcal{C}_n and \mathcal{C}_{n+1} (the properties of χ_n are summed up in [CR3, Eq. (4.18)]);
- similarly, the phase $S(s)$ coincides with the one defined in [CR3, Eqs. (4.20) & (4.21)] (notice the different convention used there, since the coordinate s is not rescaled): to leading order $S(s) = -i\alpha_{k_n}s$ in \mathcal{C}_n , but, as for the density, one needs

to add a higher order correction taking into account the jump from α_{k_n} to $\alpha_{k_{n+1}}$ across the boundary between \mathcal{C}_n and \mathcal{C}_{n+1} ;

- $\tilde{\psi}_{\beta_j, \kappa_j}(\mathbf{r}')$ is close to the minimizer of the effective energy (3.98) in the rescaled corner region $\Gamma_{\beta_j}(L_\varepsilon, \ell_\varepsilon)$ with side lengths $L_\varepsilon, \ell_\varepsilon$ with Dirichlet conditions at the boundary given by (recall (3.95))

$$\psi|_{s'=\pm L_\varepsilon} = f_0(t)e^{-iS(s_j \pm L_\varepsilon)}, \quad (5.5)$$

(here we have set $s' = s - s_j$), i.e., explicitly

$$\kappa_{\pm, j} := -S(s_j \pm L_\varepsilon) + \alpha_0(s_j \pm L_\varepsilon). \quad (5.6)$$

The correction is needed to keep track of the fact that $\Gamma_{j, \varepsilon}$ (or its rescaled counterpart) is a domain with curved boundaries and therefore a rectification procedure is needed to recover the energy in $\Gamma_{\beta_j}(L_\varepsilon, \ell_\varepsilon)$. More precisely, we set

$$\tilde{\psi}_{\beta_j, \kappa_j}(\mathbf{r}') = \psi_{\beta_j, \kappa_j}(\mathbf{R}(\mathbf{r})), \quad (5.7)$$

where \mathbf{R} is the diffeomorphism in the proof of Lemma 4.4 and $\psi_{\beta, \kappa}$ the minimizer of (3.98).

We now sketch the main steps in the computation of the energy of the trial state $(\psi_{\text{trial}}, \mathbf{F})$, which were already discussed elsewhere and focus afterwards on the new estimates:

- since $\text{curl} \mathbf{F} = 1$ in Ω , the last term in the GL energy functional (1.9) identically vanishes;
- the integration can be restricted to the boundary layer \mathcal{A}_ε , where the cut-off function χ is 1 and all the rest of the energy can be discarded thanks to the exponential decay in the distance to the boundary of the modulus of ψ_{trial} as well as its derivatives (inherited from f_0 and f_k , see (A.20));
- thanks to the gauge phase ϕ_{trial} , the magnetic potential can be replaced with $(-t + \frac{1}{2}\varepsilon k(s)t^2) \mathbf{e}_s$ in the smooth part of the layer; a similar error is already estimated in Lemma 4.1 and it can be easily shown that the same estimate holds true as an upper bound, i.e., we get a remainder of order $\mathcal{O}(\varepsilon |\log \varepsilon|^\infty)$;
- the energy in the smooth part of the boundary layer $\tilde{\mathcal{A}}_{\text{cut}, \varepsilon}$ was already estimated in [CR3]: the final result is stated in Proposition C.1 in Appendix C, which yields

$$\mathcal{E}^{\text{GL}}[\psi_{\text{trial}}, \mathbf{F}; \mathcal{A}_{\text{cut}, \varepsilon}] \leq \frac{|\partial \Omega| E_0^{1\text{D}}}{\varepsilon} - 2L_\varepsilon N E_0^{1\text{D}} - \varepsilon E_{\text{corr}} \int_0^{\frac{|\partial \Omega|}{\varepsilon}} ds k(s) + o(1).$$

Given the discussion above, it remains to compute the energy of ψ_{trial} in the region $\mathcal{A}_{\text{cut}, \varepsilon} \setminus \tilde{\mathcal{A}}_{\text{cut}, \varepsilon}$ as well as the energy contributions of all the corner regions $\Gamma_{j, \varepsilon}$. Let us start by considering the latter: since $\tilde{\psi}_{\beta_j, \kappa_j}$ essentially coincide with the minimizer of the effective energy in the corner with Dirichlet boundary conditions, it is not surprising that, for each corner $j=1, \dots, N$, we recover $E_{\beta_j, \kappa_j}(L_\varepsilon, \ell_\varepsilon)$. At this point a remark is in order because of the additional phases at the boundary in (5.7), i.e.,

$$\kappa_{\pm, j} := -S(s_j \pm L_\varepsilon) + \alpha_0(s_j \pm L_\varepsilon) = - \int_0^{s_j \pm L_\varepsilon} d\xi (\alpha_k(\xi) - \alpha_0) + \mathcal{O}(|\log \varepsilon|^\infty). \quad (5.8)$$

Indeed, recalling Remark 3.13, Lemma 3.3 and Lemma 3.2 and thus choosing c_1, c_2 in such a way that (3.57) is satisfied, one obtains the same ground state energy $E_{\beta_j}(L_\varepsilon, \ell_\varepsilon)$, up to

remainders vanishing as $L_\varepsilon, \ell_\varepsilon \rightarrow +\infty$, i.e., as $\varepsilon \rightarrow 0$. Summing up, we get

$$\begin{aligned} \sum_{j=1}^N E_{\beta_j}(L_\varepsilon, \ell_\varepsilon) + o(1) &= \sum_{j=1}^N (E_{\beta_j}(L_\varepsilon, \ell_\varepsilon) - 2E_0^{1D} L_\varepsilon) + 2NE_0^{1D} L_\varepsilon + o(1) \\ &= \sum_{j=1}^N E_{\text{corner}, \beta_j} + 2NE_0^{1D} L_\varepsilon + o(1), \end{aligned} \quad (5.9)$$

where we have exploited the existence of the limit proven in Proposition 2.2 (recall also Remark 3.8). Actually, there is another error to take into account, which is due to the presence in $\tilde{\psi}_{\beta_j, \kappa_j}$ of the diffeomorphism $\mathbf{R}(\mathbf{r})$, but such an error has already been estimated as $o(1)$ in Lemma 4.4 and we can thus skip the discussion.

Finally, let consider the energy in $\mathcal{A}_{\text{cut}, \varepsilon} \setminus \tilde{\mathcal{A}}_{\text{cut}, \varepsilon}$ and restrict ourselves to the interval $[s_j - L_\varepsilon - \varepsilon^a, s_j - L_\varepsilon]$, since the discuss of the other is completely analogous: the area of the region is of order $\varepsilon^{2+a} |\log \varepsilon|$ ($\varepsilon^a |\log \varepsilon|^\infty$ after rescaling) and we can thus discard all the terms involving f_0, f_{k_\pm} and their derivatives there up to errors of order $\mathcal{O}(\varepsilon^a |\log \varepsilon|^\infty)$ by (A.20) and (A.23). The only non-trivial term to estimate is thus the kinetic energy of the cut-off function ζ : by grouping together the terms in a convenient way, one has to bound at the boundary $s_j - L_\varepsilon$ the quantity

$$\begin{aligned} &C \int_{s_j - L_\varepsilon - \varepsilon^a}^{s_j - L_\varepsilon} ds \int_0^{\ell_\varepsilon} dt \left| \zeta'(s) \right|^2 \left| f_0(t) e^{-iS(s_j - L_\varepsilon)} - f_{k_-}(t) e^{-iS(s_j - L_\varepsilon - \varepsilon^a)} \right|^2 \\ &\leq C \varepsilon^{-2a} \int_{s_j - L_\varepsilon - \varepsilon^a}^{s_j - L_\varepsilon} ds \int_0^{\ell_\varepsilon} dt \left[\left| f_0(t) - f_{k_-}(t) \right|^2 + f_0^2(t) \left| e^{-iS(s_j - L_\varepsilon)} - e^{-iS(s_j - L_\varepsilon - \varepsilon^a)} \right|^2 \right] \\ &\leq C [\varepsilon^{1-a} + \varepsilon^a |\log \varepsilon|^\infty], \end{aligned} \quad (5.10)$$

by the identity

$$S(s) = \alpha_0 s + \int_0^s d\xi (\alpha_{k(\xi)} - \alpha_0) + \mathcal{O}(|\log \varepsilon|^\infty). \quad (5.11)$$

Putting together all the energy contributions, we get (5.1). \square

5.2. Order parameter. As proven in [CG1], any minimizing ψ^{GL} is such that its modulus is suitably close in $L^2(\mathcal{A}_\varepsilon)$ to the 1D profile $f_0(\text{dist}(\cdot, \partial\Omega)/\varepsilon)$. The presence of the corners affects the estimate only in the precision one can approximate $|\psi^{\text{GL}}|$ with f_0 , since the result in [CG1, Thm. 1.1] is proven by neglecting the corner regions. The improved energy asymptotics of Theorem 2.1 obviously suggests that such an estimate can in fact be strengthened. Indeed, we prove here that a pointwise estimate of the difference $|\psi^{\text{GL}}| - f_0$ holds true in the smooth part of the boundary layer.

Proof of Proposition 2.1. The starting point is the combination of the energy upper bound (5.1), with the stronger lower bound which can be obtained by combining the arguments of the proof of Proposition 4.1 with Lemma C.1: in each cell contained in the smooth part of the boundary layer, we can retain the positive contribution appearing on the r.h.s. of (C.16). The final outcome is the estimate

$$\sum_{n=1}^{M_\varepsilon} \int_{\mathcal{C}_n} ds dt (1 - \varepsilon k_n t) f_n^4 (1 - |u_n|^2)^2 = o(1), \quad (5.12)$$

where the r.h.s. is the sum of the remainders appearing in the upper and lower bounds. A direct consequence is the estimate stated in (2.17) in Remark 2.4 (see, e.g., [CR3, Sect. 6]). Furthermore, (5.12) implies an identical bound in each cell, i.e.,

$$\int_{\mathcal{C}_n} ds dt (1 - \varepsilon k_n t) f_n^4 (1 - |u_n|^2)^2 = o(1). \quad (5.13)$$

which is the key ingredient of a typical argument (first used in [BBH]) to deduce a pointwise estimate of $|u_n|$ and thus $|\psi^{\text{GL}}| = f_0 |u_n|$ (see [CR3, Proof of Thm. 2, Step 2]): the idea is that, if the gradient $|u_n|$ is not too large, then (5.13) forces $|u_n|$ to be close to 1 everywhere in \mathcal{C}_n , otherwise one would be able to contradict the bound in a small ball around the point where the pointwise bound is violated.

Instead of providing all the details, we thus refer to [CR3] for the general scheme of the argument, and comment only on the needed adaptations. First of all, one has to select a subdomain of \mathcal{C}_n , where a suitable lower bound on the density f_n holds true: in our case, we can restrict the analysis to the very thin layer $\{\text{dist}(\mathbf{r}, \partial\Omega) \leq c\varepsilon\}$, where f_n is bounded from below by a positive constant independent of ε . As a consequence, the argument of [CR3, Proof of Thm. 2, Step 1] leads to the following estimate for the gradient of $|u_n|$ (recall the different convention for s in [CR3]):

$$|\nabla |u_n|| \leq C, \quad \text{in } \{\text{dist}(\mathbf{r}, \partial\Omega) \leq c\varepsilon\} \cap \mathcal{C}_n. \quad (5.14)$$

With such a bound at disposal, the aforementioned argument applies straightforwardly in the boundary region $\{\text{dist}(\mathbf{r}, \partial\Omega) \leq c\varepsilon\}$, leading to the pointwise estimate

$$||u_n| - 1| = o(1), \quad \text{in } \{\text{dist}(\mathbf{r}, \partial\Omega) \leq c\varepsilon\} \cap \mathcal{C}_n, \quad (5.15)$$

which immediately yields (2.19). \square

APPENDIX A. ONE-DIMENSIONAL EFFECTIVE ENERGIES

In this Appendix we recall some known results about the effective one-dimensional problems, which are known to play a role in surface superconductivity. More details can be found, e.g., in [CR2, CR3, CR4, CDR].

A.1. Effective model on the half-line. The model problem describing the behavior of the order parameter along the normal direction to the boundary $\partial\Omega$ in the surface superconductivity regime is given in first approximation by the energy

$$\mathcal{E}_{\star, \alpha}^{\text{1D}}[f] := \int_0^{+\infty} dt \left\{ |\partial_t f|^2 + (t + \alpha)^2 f^2 - \frac{1}{2b} (2f^2 - f^4) \right\}, \quad (\text{A.1})$$

where t is the rescaled distance to the boundary and $\alpha \in \mathbb{R}$ is a parameter.

For any $\alpha \in \mathbb{R}$, the functional (A.1) admits (see, e.g., [CR2, Prop. 3.1] or [CR3, Prop. 5]) a unique minimizer in the domain $\mathcal{D}^{\text{1D}} = \{f \in H^1(\mathbb{R}^+; \mathbb{R}) \mid tf(t) \in L^2(\mathbb{R}^+)\}$, which is strictly positive and monotonically decreasing for t larger enough (on scale 1). Its ground state energy is $E_{\star, \alpha}^{\text{1D}}$. The optimal profile is obtained by optimizing over α , which leads to (1.24), i.e.,

$$E_{\star}^{\text{1D}} := \inf_{\alpha \in \mathbb{R}} E_{\star, \alpha}^{\text{1D}} = \inf_{\alpha \in \mathbb{R}} \inf_{f \in \mathcal{D}^{\text{1D}}} \mathcal{E}_{\star, \alpha}^{\text{1D}}[f].$$

The infimum can be easily shown to actually be a minimum, i.e., there exists an $\alpha_{\star} \in \mathbb{R}$, where the minimum is achieved (whether such a minimizing α_{\star} is unique is unknown). We also denote by f_{\star} the corresponding profile, i.e., the minimizer of $E_{\star, \alpha_{\star}}^{\text{1D}}$. We recall some key properties of the minimization (1.24):

- f_\star solves the variational equation

$$-f_\star'' + (t + \alpha_0)^2 f_\star = \frac{1}{b}(1 - f_\star^2)f_\star, \quad (\text{A.2})$$

and the boundary condition $f_\star'(0) = 0$;

- optimality of the phase α_\star implies

$$\int_0^{+\infty} dt (t + \alpha_\star) f_\star^2(t) = 0; \quad (\text{A.3})$$

- the ground state energy can be expressed as

$$E_\star^{1D} = -\frac{1}{2b} \int_0^{+\infty} dt f_\star^4(t) < 0. \quad (\text{A.4})$$

- one can show as in [CR2, Prop. 3.3] (we omit the details for the sake of brevity) that f_\star decays exponentially and more precisely

$$f_\star \leq C \exp \left\{ -\frac{1}{2} (t + \alpha_\star)^2 \right\}. \quad (\text{A.5})$$

In such a simplified effective model, the energy of a vortex is given by the *cost function*

$$K_\star(t) := f_\star^2(t) + F_\star(t), \quad (\text{A.6})$$

where

$$F_\star(t) := \int_0^t d\eta (\eta + \alpha_\star) f_\star^2(\eta) = - \int_t^{+\infty} d\eta (\eta + \alpha_\star) f_\star^2(\eta), \quad (\text{A.7})$$

by optimality of α_\star .

In [CR2, Sect. 3] several useful properties of the above functions are collected, among which we recall the most important one, i.e., the pointwise positivity of K_\star [CR2, Prop. 3.4], i.e.,

$$K_\star(t) \geq 0, \quad \text{for any } t \in \mathbb{R}^+. \quad (\text{A.8})$$

We give here an alternative and simpler proof of this fact: the starting point is an explicit expression of F_\star , which can be obtained integrating by parts and using the variational equation (A.2), i.e.,

$$\begin{aligned} F_\star(t) &= (t + \alpha_\star)^2 f_\star^2(t) - 2 \int_t^{+\infty} d\eta (\eta + \alpha_\star)^2 f_\star(\eta) f_\star'(\eta) \\ &= -f_\star'^2(t) + (t + \alpha_\star)^2 f_\star^2(t) - \frac{1}{b} (1 - f_\star^2(t)) f_\star^2(t). \end{aligned} \quad (\text{A.9})$$

Now, the function K_\star is smooth and we compute

$$K_\star'(t) = 2f_\star(t) [f_\star'(t) + (t + \alpha_\star)f_\star(t)],$$

and

$$K_\star''(t) = 2(f_\star'(t) + (t + \alpha_\star)f_\star(t))^2 + 2\left[1 - \frac{1}{b}(1 - f_\star^2(t))\right] f_\star^2(t) > 0, \quad (\text{A.10})$$

if $b \geq 1$. Hence, K_\star is convex for $b \geq 1$. Furthermore, $K_\star(0) = f_\star^2(0) > 0$ and $\lim_{t \rightarrow +\infty} K_\star(t) = 0$, which implies the positivity of the function for any $t \in \mathbb{R}^+$ (strict positivity for finite t).

A.2. Curvature-dependent one-dimensional models. It is convenient to introduce a generalization of (A.1), which takes into account the effects of the boundary curvature, i.e.,

$$\mathcal{E}_{k,\alpha}^{1D}[f] := \int_0^\ell dt (1 - \varepsilon kt) \left\{ |\partial_t f|^2 + V_{k,\alpha}(t) f^2 - \frac{1}{2b} (2f^2 - f^4) \right\}, \quad (\text{A.11})$$

where $k \in \mathbb{R}$ is the rescaled mean curvature, which is assumed to be constant here,

$$V_{k,\alpha}(t) = \frac{1}{(1 - \varepsilon kt)^2} \left(t + \alpha - \frac{1}{2} \varepsilon kt^2 \right)^2 \quad (\text{A.12})$$

and $\ell = \ell(\varepsilon)$ is a (diverging) ε -dependent quantity satisfying

$$|\log \varepsilon| \lesssim \ell \ll \varepsilon^{-1}. \quad (\text{A.13})$$

In fact, in most applications, we will take $\ell = c_1 |\log \varepsilon|$, with c_1 a large enough constant whose role has already been discussed in Section 1.2. For any $\alpha \in \mathbb{R}$ we denote the ground state energy of (A.11) by $E_{k,\alpha}^{1D}$. The corresponding optimal energy is

$$E_k^{1D} := \inf_{\alpha \in \mathbb{R}} E_{k,\alpha}^{1D} = \inf_{\alpha \in \mathbb{R}} \inf_{f \in \mathcal{D}_k^{1D}} \mathcal{E}_{k,\alpha}^{1D}[f], \quad (\text{A.14})$$

where $\mathcal{D}_k^{1D} = H^1(I_\ell; \mathbb{R})$, with $I_\ell := [0, \ell]$, and one can prove the existence of a minimizing $\alpha_k \in \mathbb{R}$, i.e.,

$$E_k^{1D} = E_{k,\alpha_k}^{1D}. \quad (\text{A.15})$$

The corresponding profile is then denoted by f_k , which is therefore the unique minimizer of E_{k,α_k}^{1D} . We also set $\mathcal{E}_k^{1D} := \mathcal{E}_{k,\alpha_k}^{1D}$, accordingly.

Note that, unlike E_\star^{1D} , the new energy functional $E_{k,\alpha}^{1D}$ depends on ε in the measure, in the potential $V_{k,\alpha}$ and in the upper extreme of the integration domain ℓ . This dependence is however only at the level of the first remainder in the energy asymptotics as $\varepsilon \rightarrow 0$ (see also (A.19) below), as it can be easily seen by looking at the explicit expression of the energy, together with the trivial expansion

$$V_{k,\alpha}(t) = (t + \alpha)^2 + \mathcal{O}(\varepsilon t^3).$$

We sum up here the main properties of the limiting functionals (A.11) and the corresponding minimizers (see [CR2, Sect. 3] and [CR3, Appendix A] for the proofs):

- f_k is a smooth non-negative function solving the variational equation

$$-f_k'' + \frac{\varepsilon k}{1 - \varepsilon kt} f_k' + V_{k,\alpha}(t) f_k = \frac{1}{b} (1 - f_k^2) f_k, \quad (\text{A.16})$$

in I_ℓ with Neumann boundary conditions $f_k'(0) = f_k'(\ell) = 0$;

- f_k is decreasing for $t \geq \max \left[0, -\alpha_k + \frac{1}{\sqrt{b}} + \mathcal{O}(\varepsilon) \right]$ and such that $\|f_k\|_\infty \leq 1$;
- for any $1 \leq b < \Theta_0^{-1}$, f_k is strictly positive and satisfies the *optimality condition*

$$\int_0^\ell dt \frac{1}{1 - \varepsilon kt} \left(t + \alpha_k - \frac{1}{2} \varepsilon kt^2 \right) f_k^2(t) = 0; \quad (\text{A.17})$$

- for any $k \in \mathbb{R}$,

$$E_k^{1D} = -\frac{1}{2b} \int_0^\ell dt (1 - \varepsilon kt) f_k^4(t), \quad (\text{A.18})$$

and, if $\ell = c_1 |\log \varepsilon|$, [CR4, Lemma 2.1]

$$E_k^{1D} = E_\star^{1D} - \varepsilon k E_{\text{corr}} + \mathcal{O} \left(\varepsilon^{3/2} |\log \varepsilon|^\infty \right); \quad (\text{A.19})$$

- for any $1 \leq b < \Theta_0^{-1}$ and for ε small enough, there exist two positive and finite constants $c, c' > 0$, such that

$$c \exp \left\{ -\frac{1}{2} \left(t + \frac{1}{2} \right)^2 \right\} \leq f_k(t) \leq c' \exp \left\{ -\frac{1}{2} (t + \alpha_k)^2 \right\} \quad (\text{A.20})$$

for any $t \in [0, \ell]$;

- the above decay estimates (A.20) obviously imply that for any $n \in \mathbb{N}$ and any $\bar{t} \in [0, \ell]$, there exist two finite constants $c, C > 0$ such that

$$\int_0^\ell dt t^n f_k^2(t) \leq C, \quad \int_{\bar{t}}^\ell dt t^n f_k^2(t) \leq C e^{-c\bar{t}^2}. \quad (\text{A.21})$$

We add to the above bounds the following estimate, which is quite similar to what is proven in [CR3, Lemma 9]:

Lemma A.1.

For any $1 \leq b < \Theta_0^{-1}$, $\bar{t} \in [1, \ell]$ and for ε small enough, there exists a finite constant $C > 0$, such that

$$|f'_k(t)| \leq C e^{-\frac{1}{4}t^2}, \quad \text{for any } t \in [0, \ell], \quad (\text{A.22})$$

$$|f'_k(t)| \leq C \bar{t}^3 f_k(t), \quad \text{for any } t \in [0, \bar{t}]. \quad (\text{A.23})$$

Proof. For the proof of (A.22) we simply notice that, by integrating the variational equation (A.16) multiplied by $f_k(t)$ in $[t, \ell]$ and using Neumann boundary conditions, we obtain

$$|f'_k(t)| \leq C \int_t^\ell d\eta \eta^2 f_k(\eta)$$

Then, the result is a consequence of the decay of f_k (A.20).

The proof of (A.23) follows along the same lines of [CR3, Proof of Lemma 9]. \square

The dependence on the curvature k of the model problem (A.14) is investigated in [CR3, Props. 1 & 2], where it is proven that, for any $1 \leq b < \Theta_0^{-1}$ and for $\ell = c_1 |\log \varepsilon|$,

- for any $k, k' \in \mathbb{R}$ (independent of ε)

$$|E_k^{1D} - E_{k'}^{1D}| = \mathcal{O}(\varepsilon |k - k'| |\log \varepsilon|^\infty); \quad (\text{A.24})$$

$$|\alpha_k - \alpha_{k'}| = \mathcal{O}\left((\varepsilon |k - k'|)^{\frac{1}{2}} |\log \varepsilon|^\infty\right); \quad (\text{A.25})$$

- for any $k, k' \in \mathbb{R}$ and for any $n \in \mathbb{N}$,

$$\left\| f_k^{(n)} - f_{k'}^{(n)} \right\|_{L^\infty([0, t_\varepsilon])} = \mathcal{O}\left((\varepsilon |k - k'|)^{\frac{1}{2}} |\log \varepsilon|^\infty\right). \quad (\text{A.26})$$

As first discussed in [CR2, Sect. 3], a key role in the study of the effective one-dimensional models is played by the following *potential function*

$$F_k(t) := 2 \int_0^t d\eta \frac{1}{1 - \varepsilon k \eta} \left(\eta + \alpha_k - \frac{1}{2} \varepsilon k \eta^2 \right) f_k^2(\eta), \quad (\text{A.27})$$

which heuristically provides the energy gain of a single vortex at a distance εt from the boundary and satisfies the key identity

$$\partial_t F_k(t) = 2 \frac{t + \alpha_k - \frac{1}{2} \varepsilon k t^2}{1 - \varepsilon k t} f_k^2(t). \quad (\text{A.28})$$

Similarly, the overall energy cost of a vortex is given by the *cost function*

$$K_k(t) := (1 - d_\ell) f_k^2(t) + F_k(t), \quad (\text{A.29})$$

where

$$d_\ell = \mathcal{O}(\ell^{-4}). \quad (\text{A.30})$$

The properties of both functions are summed up below (see [CR2, Sect. 3] and [CR3, Appendix A]): for any $1 < b < \Theta_0^{-1}$ and $k \in \mathbb{R}$,

- $F_k(t) \leq 0$, for any $t \in [0, \ell]$;
- $F_k(0) = F_k(\ell) = 0$;
- let $\bar{t}_{k,\ell} > 0$ be such that (note that $\bar{t}_{k,\ell}$ is well defined by the monotonicity of f_k for large t)

$$\bar{I}_{k,\ell} := \{t \in (0, \ell) \mid f_k(t) \geq \ell^3 f_k(\ell)\} = [0, \bar{t}_{k,\ell}], \quad (\text{A.31})$$

then,

$$K_k(t) \geq 0, \quad \text{for any } t \in [0, \bar{t}_{k,\ell}]; \quad (\text{A.32})$$

- Let $k' \in \mathbb{R}$ and let $\ell = c_0 |\log \varepsilon|$, then [CR3, Corollary 1]

$$\sup_{t \in I_\ell} \left| \frac{F_k}{f_k^2} - \frac{F_{k'}}{f_{k'}^2} \right| = \mathcal{O} \left((\varepsilon |k - k'|)^{\frac{1}{2}} |\log \varepsilon|^\infty \right). \quad (\text{A.33})$$

A.3. Effective model on an interval with $k = 0$. A special case of the one-dimensional models discussed in the previous section is the one obtained for $k = 0$. It is in fact an approximation of the 1D effective energy E_\star^{1D} obtained by minimizing the energy on a finite interval $[0, \ell]$, $\ell \gg 1$, rather than in the whole of \mathbb{R}^+ (see [CR2, Sect. 3]). There is indeed a unique minimizing pair f_0, α_0 of $\mathcal{E}_{0,\alpha}^{1D}[f]$ with f positive in $H^1([0, \ell])$ and α real. Like f_k , f_0 solves the variational equation (A.16) in the interval $[0, \ell]$ with α_0 in place of α_k . In addition, f_0 satisfies Neumann boundary conditions

$$f_0'(0) = f_0'(\ell) = 0. \quad (\text{A.34})$$

Furthermore, all the properties (A.17) – (A.23) (with $k = 0$) hold true for f_0 as well. In particular, f_0 is monotonically decreasing for $t \geq t_0$, where t_0 is the unique maximum point of f_0 and it satisfies

$$0 < t_0 \leq |\alpha_0| + \frac{1}{\sqrt{b}}. \quad (\text{A.35})$$

Lemma A.2.

Let f_0 be the unique positive minimizer of $\mathcal{E}_0^{1D}[f] := \mathcal{E}_{0,\alpha_0}^{1D}[f]$ w.r.t. $f \in H^1(I_\ell)$. If $1 < b < \Theta_0^{-1}$ and $\ell \gg 1$, then

$$E_0^{1D} = \mathcal{E}_0^{1D}[f_0] = E_\star^{1D} + \mathcal{O}(\ell^{-\infty}). \quad (\text{A.36})$$

Proof. It suffices to prove that for any finite $\alpha \in \mathbb{R}$,

$$E_{\star,\alpha}^{1D} - E_{0,\alpha}^{1D} = \mathcal{O}(\ell^{-\infty}), \quad (\text{A.37})$$

which immediately implies (A.36), since the minima of both functionals are achieved for bounded α (see, e.g., [CR2, Corollary 3.2 & Lemma 3.1]). The estimate of the energy difference (A.37) is on the other hand a trivial consequence of the exponential decays (A.5) and (A.20): one can simply test one functional on the minimizer of the other or a suitable smooth extension of it, to get upper and lower bounds implying (A.37). \square

Once the energy is shown to be close, one can show that the same holds for both the profiles f_0 and f_\star and the corresponding optimal phases α_0 and α_\star .

Lemma A.3.

If $1 < b < \Theta_0^{-1}$ and $\ell \gg 1$, then

$$\|f_0 - f_\star\|_{L^\infty(\mathbb{R}^+)} = \mathcal{O}(\ell^{-\infty}), \quad \alpha_0 - \alpha_\star = \mathcal{O}(\ell^{-\infty}). \quad (\text{A.38})$$

Proof. We proceed exactly as in [CR3, Proofs of Lemma 1 & Prop. 1]: first, we apply the splitting technique already applied e.g. in the proof of Proposition 3.1 (see (3.17)) to the pair f_0, f_\star and prove that the two profiles are L^2 -close; next, one deduces that the corresponding phases are close as well and, finally, exploiting the variational equations, one lifts the bound to H^1 , which implies the estimate via Sobolev inequalities.

Since the last step is identical to [CR3, Proofs of Lemma 1], we omit the details and present only the first two arguments. We first show that the two profiles f_0, f_\star are close, i.e.,

$$\|f_0^2 - f_\star^2\|_{L^2(I_\ell)} = \mathcal{O}(\ell^{-\infty}). \quad (\text{A.39})$$

We set $f_0 =: f_\star u$, for some real $u \in H^1(I_\ell)$, and compute

$$\begin{aligned} E_0^{1D} = & -\frac{1}{2b} \int_{I_\ell} dt f_\star^4 + \int_{I_\ell} dt f_\star^2 \left\{ u'^2 + (\alpha_0 - \alpha_\star)^2 u^2 + \frac{1}{2b} f_\star^2 (1 - u^2)^2 \right\} \\ & + 2(\alpha_0 - \alpha_\star) \int_{I_\ell} dt (t + \alpha_\star) f_\star^2 u^2 + \mathcal{O}(\ell^{-\infty}) \end{aligned} \quad (\text{A.40})$$

where we have estimated the boundary term coming from the integration by parts by exploiting the exponential decay of f_\star given in (A.5) and of its derivative (analogue to (A.22)). The next-to-last term can be rewritten using the potential function F_\star defined in (A.7):

$$\begin{aligned} 2(\alpha_0 - \alpha_\star) \int_{I_\ell} dt (t + \alpha_\star) f_\star^2 u^2 &= (\alpha_0 - \alpha_\star) \int_{I_\ell} dt (\partial_t F_\star) u^2 \\ &= -2(\alpha_0 - \alpha_\star) \int_{I_\ell} dt F_\star u \partial_t u + \mathcal{O}(\ell^{-\infty}) \geq - \int_{I_\ell} dt f_\star^2 (\partial_t u)^2 - (\alpha_0 - \alpha_\star)^2 \int_{I_\ell} dt f_\star^2 u^2 \end{aligned} \quad (\text{A.41})$$

by the pointwise positivity (A.8) of K_\star , which yields $|F_\star| = -F_\star \leq f_\star^2$. Hence, combining the above with (A.40) and the upper bound $E_0^{1D} \leq E_\star^{1D} + \mathcal{O}(\ell^{-\infty})$ given by (A.36), we get

$$\frac{1}{2b} \int_{I_\ell} dt f_\star^4 (1 - u^2)^2 = \frac{1}{2b} \|f_0^2 - f_\star^2\|_{L^2(I_\ell)}^2 = \mathcal{O}(\ell^{-\infty}),$$

which is the desired bound.

Next, we use the above information to show that the optimal phases α_0 and α_\star are close: by optimality of α_0 and α_\star (see (A.3) and (A.17), respectively),

$$\alpha_0 = -\frac{1}{\|f_0\|_{L^2(I_\ell)}^2} \int_{I_\ell} dt t f_0^2(t) = -\frac{1 + \mathcal{O}(\ell^{-\infty})}{\|f_\star\|_{L^2(I_\ell)}^2} \int_{I_\ell} dt t f_\star^2(t) = (1 + \mathcal{O}(\ell^{-\infty})) \alpha_\star. \quad (\text{A.42})$$

Using now (A.39) and (A.42) in combination with the variational equations for f_0 and f_\star , one then proves that

$$\|f_0' - f_\star'\|_{L^2(I_\ell)} = \mathcal{O}(\ell^{-\infty}), \quad (\text{A.43})$$

which implies an H^1 estimate and thus the result via Sobolev inequalities. \square

A very important consequence of the properties of f_0 [CR2, Prop. 3.5] is that, as for f_k , if we set (recall (3.9))

$$K_{0,\ell}(t) := (1 - d_\ell) f_0^2(t) + F_0(t), \quad (\text{A.44})$$

where

$$F_0(t) := 2 \int_0^t d\eta (\eta + \alpha_0) f_0^2(\eta) = -2 \int_t^\ell d\eta (\eta + \alpha_0) f_0^2(\eta),$$

and

$$d_\ell = \mathcal{O}(\ell^{-4}), \quad (\text{A.45})$$

then, for $1 < b < \Theta_0^{-1}$,

$$K_{0,\ell}(t) \geq 0, \quad \text{for any } t \in [0, \bar{\ell}], \quad (\text{A.46})$$

with (3.21)

$$I_{\bar{\ell}} := \{t \in (0, \ell) \mid f_0(t) \geq \ell^3 f_0(\ell)\} = [0, \bar{\ell}].$$

Note however that in the whole interval $[0, \ell]$, we can use (A.3) to estimate

$$|F_0(t)| = -F_0(t) \leq C\ell^2 f_0(t)^2, \quad \forall t \in [0, \ell]. \quad (\text{A.47})$$

Furthermore, if $\ell \gg 1$, then $1 \ll \bar{\ell} < \ell$ as well: more precisely, the decay estimates (A.20) implies

$$\bar{\ell} = \ell + \mathcal{O}(1), \quad (\text{A.48})$$

and then

$$f_0(t) = \mathcal{O}(\ell^{-\infty}), \quad \text{for } t \in [0, \ell] \setminus I_{\bar{\ell}}. \quad (\text{A.49})$$

Remark A.1 (Positivity of the cost function).

An interested reader might wonder whether the fact that $K_0(t) := f_0^2(t) + F_0(t)$ is proven to be positive in an interval $I_{\bar{\ell}}$, which is strictly contained in I_ℓ , is just because of the factor $1 - d_\ell$ or a technical obstruction, and K_0 , like K_\star , is in fact positive everywhere. There is however a simple argument which shows that, on the opposite, there must be a point $t_m \in I_\ell$, where

$$K_0(t_m) < 0. \quad (\text{A.50})$$

To prove this, one first note that, since K_0 is convex (one can show that (A.10) holds true for K_0 as well) and $K_0'(0) = 2\alpha_0 f_0^2(0) < 0$, $K_0'(\ell) = 2(\ell + \alpha_0)^2 f_0^2(\ell) > 0$, there must be a minimum point at $0 < t_m < \ell$. In fact, by a close inspection of the condition $K_0'(t_m) = 0$, it is possible to prove that $t_m = \ell + \mathcal{O}(1)$. However, the analogue of (A.9) and the criticality condition $K'(t_m)$ imply

$$K_0(t_m) = \left(1 - \frac{1}{b} + \frac{1}{2b} f_0^2(t_m)\right) f_0^2(t_m) - \ell^2 f_0^2(\ell)(1 + o(1)) = -(\ell^2 + o(\ell^2)) f_0^2(\ell) < 0,$$

for $t_m = \ell + \mathcal{O}(1)$.

APPENDIX B. TECHNICAL ESTIMATES

In this Appendix we collect several technical estimates, which are used in the paper. Most of them are taken from other references, and therefore we just quote them without proof. However, we always point out the adaptations needed to take into account the presence of corners at the boundary. Therefore, throughout this Appendix, Ω will denote a bounded and simply connected domain $\Omega \subset \mathbb{R}^2$ satisfying Assumptions 1 and 2.

We recall that for any bounded domain $\Omega \subset \mathbb{R}^2$ with locally Lipschitz boundary, all the usual Sobolev embeddings hold true [Ad, Thm. 5.4]. In particular, in what follows, we

often use that, given a domain Ω with the strong local Lipschitz property (see [Ad, Def. 4.5] and the remark right after), for all $p \in [2, \infty)$ and for all $\alpha \in [0, 1)$,

$$H^1(\Omega) \hookrightarrow L^p(\Omega), \quad H^2(\Omega) \hookrightarrow W^{1,p}(\Omega), \quad W^{2,p}(\Omega) \hookrightarrow C^{0,\alpha}(\overline{\Omega}), \quad (\text{B.1})$$

where $C^{0,\alpha}$ stands for the space of functions which are Hölder continuous with exponent α . For the sake of completeness, we also notice that the diamagnetic inequality is verified in a piecewise smooth domain as well, i.e., for every $\mathbf{A} \in L^2_{\text{loc}}(\mathbb{R}^2; \mathbb{R}^2)$, $\psi \in L^2_{\text{loc}}(\mathbb{R}^2)$ such that $(\nabla + i\mathbf{A})\psi \in L^2_{\text{loc}}(\mathbb{R}^2)$, one has

$$|\nabla|\psi|| \leq |(\nabla + i\mathbf{A})\psi|, \quad (\text{B.2})$$

for almost every $\mathbf{r} \in \Omega$.

B.1. Minimization of the GL energy. For the sake of completeness, we briefly discuss the minimization of the GL functional in domains with Lipschitz boundary. The material is mostly taken from [FH2] (see in particular [FH2, Chpt. 15 & Sect. D.2.3]).

The first question to address is the minimization domain of (1.1). Obviously, $\psi \in H^1(\Omega)$, but one can restrict the set of vector potentials, exploiting gauge invariance. In smooth domains, indeed, it is possible to require that additionally $\nabla \cdot \mathbf{A} = 0$ (divergence free) and $\mathbf{A} \cdot \mathbf{n} = 0$ at the boundary $\partial\Omega$. In presence of corners, it is more natural to take

$$\mathbf{A} - \mathbf{F} \in W^{1,2}_{0,0}(\mathbb{R}^2), \quad (\text{B.3})$$

where we recall that $\mathbf{F} := \frac{1}{2}(-y, x)$ (see (2.6)) and $W^{1,2}_{0,0}(\mathbb{R}^2)$ is a suitable Sobolev space properly defined in [FH2, Eq. (D.12)]: we do not provide the explicit definition, but just remark that it is given by functions in $H^1_{\text{loc}}(\mathbb{R}^2)$ not diverging too fast at ∞ (basically, only the constants are allowed).

As proven in [FH2, Thm. 15.3.1], there exists a minimizing pair $(\psi^{\text{GL}}, \mathbf{A}^{\text{GL}})$ (possibly non-unique) for $\mathcal{G}^{\text{GL}}_{\kappa}[\psi, \mathbf{A}]$, such that $(\psi, \mathbf{A} - \mathbf{F}) \in H^1(\Omega) \times W^{1,2}_{0,0}(\mathbb{R}^2)$. In addition, we may fix the gauge in such a way that

$$\nabla \cdot \mathbf{A}^{\text{GL}} = 0, \quad (\text{B.4})$$

which fixes the vector potential up to an additive constant. Such a constant can then be chosen in a precise way, that we do, in order to ensure that

$$\|\mathbf{A}^{\text{GL}} - \mathbf{F}\|_{H^1(\Omega; \mathbb{R}^2)} \leq C \|\text{curl} \mathbf{A}^{\text{GL}} - 1\|_{L^2(\mathbb{R}^2)}, \quad (\text{B.5})$$

which in turn implies [FH2, Lemma 15.3.2] that $\text{curl}(\mathbf{A}^{\text{GL}} - \mathbf{F}) = 0$ or, equivalently,

$$\text{curl} \mathbf{A}^{\text{GL}} = 1, \quad \text{in } \mathbb{R}^2 \setminus \Omega. \quad (\text{B.6})$$

Hence, when we evaluate $\mathcal{E}^{\text{GL}}_{\varepsilon}$ on the minimizing configuration, we may restrict the integration domain in the last term in (1.1) to Ω . Finally, any critical point (ψ, \mathbf{A}) of \mathcal{E}^{GL} and in particular the minimizing pair $(\psi^{\text{GL}}, \mathbf{A}^{\text{GL}})$ satisfies the GL variational equations

$$\begin{cases} -(\nabla + i\frac{\mathbf{A}}{\varepsilon^2})^2 \psi = \frac{1}{\varepsilon^2} (1 - |\psi|^2) \psi, & \text{in } \Omega, \\ -\frac{1}{\varepsilon^2} \nabla^\perp \text{curl} \mathbf{A} = \mathbf{j}_{\mathbf{A}}[\psi] \mathbf{1}_{\Omega}, & \text{in } \mathbb{R}^2, \\ \boldsymbol{\nu} \cdot (\nabla + i\frac{\mathbf{A}}{\varepsilon^2}) \psi = 0, & \text{on } \partial\Omega, \end{cases} \quad (\text{B.7})$$

where we have denoted by $\mathbf{j}_{\mathbf{A}}$ the current

$$\mathbf{j}_{\mathbf{A}}[\psi] := \frac{i}{2} [\psi (\nabla - i\frac{\mathbf{A}}{\varepsilon^2}) \psi^* - \psi^* (\nabla + i\frac{\mathbf{A}}{\varepsilon^2}) \psi] = \text{Im} (\psi^* (\nabla + i\frac{\mathbf{A}}{\varepsilon^2}) \psi). \quad (\text{B.8})$$

Remark B.1 (Regularity of the GL minimizers).

It is very well known (see, e.g., [FH2]) that in smooth domains, both the order parameter ψ^{GL} and the magnetic potential \mathbf{A}^{GL} minimizing the GL energy are smooth. This does not translate to the case of domains with corners. One can however show that

$$\psi^{\text{GL}} \in C^{0,\alpha}(\overline{\Omega}), \quad \mathbf{A}^{\text{GL}} \in C^{0,\alpha}(\overline{\Omega}; \mathbb{R}^2), \quad (\text{B.9})$$

for any $\alpha \in [0, 1)$. The regularity of both ψ^{GL} and \mathbf{A}^{GL} can indeed be deduced from the following key observation [Gia, Thms. 2.4.2.5 & 2.4.2.7]: the two elliptic problems (with boundary conditions meant in trace sense)

$$\begin{cases} -\Delta \xi = f, & \text{in } \Omega, \\ \xi = 0, & \text{on } \partial\Omega, \end{cases} \quad \begin{cases} -\Delta \xi = f, & \text{in } \Omega, \\ \mathbf{n} \cdot \nabla \xi = g, & \text{on } \partial\Omega, \end{cases} \quad (\text{B.10})$$

admit a unique solution, if $f \in L^2(\Omega)$ and $g \in H^{1/2}(\partial\Omega)$. Furthermore, one has that $\xi \in W^{2,p}(\Omega)$, for any $p < +\infty$. By appropriately choosing f and g and exploiting the first equation in (B.7), one can lift the regularity of ψ^{GL} . This in turn improves the regularity of \mathbf{A}^{GL} via the second equation and so on: note indeed that by taking $f = \text{curl} \mathbf{A}^{\text{GL}}$ in (B.10), one can show that, if $\text{curl} \mathbf{A}^{\text{GL}} \in W^{k,p}(\Omega)$, $k \in \mathbb{N}$, then $\mathbf{A}^{\text{GL}} \in W^{k+1,p}(\Omega)$, as in [FH2, Prop. D.2.5]. In conclusion, one can show that $\psi^{\text{GL}} \in W^{2,p}(\Omega)$ and $\mathbf{A}^{\text{GL}} \in W^{2,p}(\Omega; \mathbb{R}^2)$, which yields (B.9) via (B.1).

Remark B.2 (Interior and boundary regularity).

It is in fact possible to show that $\psi^{\text{GL}}, \mathbf{A}^{\text{GL}}$ are much more regular than $C^{0,\alpha}$ in the interior of Ω and, more precisely, for any $\tilde{\Omega} \subset \Omega$ with $\partial\tilde{\Omega} \subset \Omega^\circ$ smooth,

$$\psi^{\text{GL}} \in C^\infty(\tilde{\Omega}), \quad \mathbf{A}^{\text{GL}} \in C^\infty(\tilde{\Omega}; \mathbb{R}^2). \quad (\text{B.11})$$

This can be easily seen, e.g., by multiplying ψ^{GL} by a smooth function ξ vanishing on $\partial\Omega$ with smooth support $\text{supp } \xi \supset \tilde{\Omega}$ and such that $\xi = 1$ on $\tilde{\Omega}$: by (B.7), $\xi\psi^{\text{GL}}$ solves an elliptic problem with Dirichlet condition on the smooth domain $\text{supp } \xi$ and as such is smooth by standard arguments in elliptic theory.

B.2. Elliptic estimates. We now state useful estimates valid for any solution (ψ, \mathbf{A}) of (B.7) and for

$$1 < b < +\infty. \quad (\text{B.12})$$

A trivial consequence of the first eq. in (B.7) is that, in any subdomain $\mathcal{D} \subset \Omega$ and for any $p \in [1, \infty]$,

$$\left\| \left(\nabla + i \frac{\mathbf{A}}{\varepsilon^2} \right)^2 \psi \right\|_{L^p(\mathcal{D})} \leq \frac{C}{\varepsilon^2} \|(1 - |\psi|^2) \psi\|_{L^p(\mathcal{D})}, \quad (\text{B.13})$$

while the following estimates require more effort, but are nevertheless consequences of (B.7):

$$\|\psi\|_{L^\infty(\Omega)} \leq 1. \quad (\text{B.14})$$

$$\left\| \left(\nabla + i \frac{\mathbf{A}}{\varepsilon^2} \right)^2 \psi \right\|_{L^2(\Omega)} \leq \frac{C}{\varepsilon^2} \|\psi\|_{L^2(\Omega)}, \quad (\text{B.15})$$

$$\|\text{curl} \mathbf{A} - 1\|_{L^2(\mathbb{R}^2)} \leq C\varepsilon \|\psi\|_{L^2(\Omega)} \|\psi\|_{L^4(\Omega)}. \quad (\text{B.16})$$

Combining the last estimate above with (B.5) and Sobolev embedding, we also deduce that, for any $p \in [2, +\infty)$,

$$\|\mathbf{A}^{\text{GL}} - \mathbf{F}\|_{L^p(\Omega)} \leq C\varepsilon \|\psi\|_{L^2(\Omega)} \|\psi\|_{L^4(\Omega)}, \quad (\text{B.17})$$

where \mathbf{F} is defined in (2.6). The bound can be extended to $p = \infty$, but the r.h.s. has to be suitably modified: still assuming that \mathbf{A}^{GL} satisfies (B.4) and (B.5), we indeed have

$$\|\mathbf{A}^{\text{GL}} - \mathbf{F}\|_{L^\infty(\Omega)} \leq C \|\psi\|_{L^2(\Omega)} \|\psi\|_{L^\infty(\Omega)}, \quad (\text{B.18})$$

All the estimates (B.14), (B.15) and (B.16) are rather standard results in the theory of elliptic PDEs, if the domain is smooth (see [FH2, Prop. 10.3.1], [FH2, Lemma 10.3.2] and [FH2, Lemma 10.3.3], respectively). Notice that the last bound can in fact proven by applying Sobolev embedding to the bound [FH2, Eq. (10.36)] (see also [FH2, Rmk. 11.3.2])

$$\|\mathbf{A}^{\text{GL}} - \mathbf{F}\|_{W^{2,p}(\Omega)} \leq C \|\psi\|_{L^\infty(\Omega)} \|\psi\|_{L^2(\Omega)}. \quad (\text{B.19})$$

The extension of (B.14)–(B.16) to non-smooth domains Ω satisfying our assumptions is discussed in [FH2, Chpt. 15]. The adaptation of the proof of (B.18) is slightly more complicate but one can proceed as follows: the starting point is the bound

$$\|\text{curl} \mathbf{A}^{\text{GL}} - 1\|_{W^{1,2}(\Omega)} \leq C\varepsilon^2 \|\psi\|_{L^\infty(\Omega)} \left\| \left(\nabla + i \frac{\mathbf{A}}{\varepsilon^2} \right)^2 \psi \right\|_{L^2(\Omega)} \leq C \|\psi\|_{L^\infty(\Omega)} \|\psi\|_{L^2(\Omega)},$$

which follows directly from (B.7) and (B.15). By the analogue of (B.5), we then get (B.19) and then

$$\|\mathbf{A}^{\text{GL}} - \mathbf{F}\|_{C^{0,\alpha}(\overline{\Omega})} \leq C \|\psi\|_{L^2(\Omega)} \|\psi\|_{L^\infty(\Omega)}, \quad (\text{B.20})$$

by Sobolev embedding (B.1).

Remark B.3 (Magnetic gradient estimate).

The extra-regularity of ψ^{GL} and \mathbf{A}^{GL} described in Remark B.1 can in fact be used to show that

$$\left\| \left(\nabla + i \frac{\mathbf{A}^{\text{GL}}}{\varepsilon^2} \right) \psi \right\|_{L^p(\Omega)} \leq \frac{C}{\varepsilon^2} \|\psi^{\text{GL}}\|_{L^2(\Omega)}, \quad (\text{B.21})$$

for every $p \in [2, \infty)$. This can be seen by exploiting once more the embeddings (B.1) (in particular the first one) in combination with the GL equations (B.7), which allow to control the H^2 norm of both ψ^{GL} and \mathbf{A}^{GL} (see, e.g., (B.13) and (B.19)).

As discussed in the above Remark, the main obstruction towards the extension of standard regularity estimates on ψ and \mathbf{A} is mainly due to the boundary behavior. This is made apparent in the following useful result, which essentially shows that the regularity of ψ suitably far from the boundary is the same as in smooth domains.

Lemma B.1.

Let ψ, \mathbf{A} solve (B.7) and let

$$\Omega_\varepsilon := \{\mathbf{r} \in \Omega \mid \text{dist}(\mathbf{r}, \Sigma) \geq \varepsilon\}, \quad (\text{B.22})$$

then

$$\left\| \left(\nabla + i \frac{\mathbf{A}}{\varepsilon^2} \right) \psi \right\|_{L^\infty(\Omega_\varepsilon)} \leq \frac{C}{\varepsilon}. \quad (\text{B.23})$$

Proof. Here, we just sketch the main ideas and omit the details, since the result is a standard application of elliptic theory. First, we pick a smooth cut-off function ξ such that $\xi = 1$ in Ω_ε and

$$\Omega_\varepsilon \subset \text{supp}(\xi) \subset \{\mathbf{r} \in \Omega \mid \text{dist}(\mathbf{r}, \Sigma) \geq \varepsilon^2\}.$$

Furthermore, we require that the boundary of $\text{supp}\xi$ is smooth and that $|\nabla\xi| \leq C\varepsilon^{-1}$ and $|\partial_i\partial_j\xi| \leq C\varepsilon^{-2}$. Next, we consider $\xi\psi$ and observe that, since $\xi\psi$ vanishes at the boundary of its support, we can easily link the H^2 norm of $\xi\psi$ to the L^2 norm of its Laplacian. On the other hand, the latter can be estimate by exploiting the GL equations (B.7) and the above assumptions on ξ . This provides a bound on the H^2 norm of ψ , which in turn can be used in the very same way to deduce an estimate on the H^2 norm of $(\partial_j + i\varepsilon^{-2}\mathbf{A}_j)\psi$, $j = 1, 2$. The Sobolev embedding in smooth domains finally provides the result. \square

B.3. Agmon estimates. Another typical key tool in the study of the GL theory is the estimate of the decaying properties (*Agmon estimates*) of any solution (ψ, \mathbf{A}) of the GL variational equations (B.7) in the surface superconductivity regime, i.e., when the intensity of the applied magnetic field is such that $h_{\text{ex}} > H_{c2}$. The result is in fact inherited from the linear problem associated to the GL energy, i.e., a magnetic Schrödinger operator, and does not exploit the nonlinearity. We also stress that the presence of corners does not influence the exponential decay of the order parameter away from the boundary [FH2, Sect. 15.3.1]. More precisely, for any $b > 1$ and for any solution (ψ, \mathbf{A}) of (B.7), we have that

$$\int_{\Omega} d\mathbf{r} \exp\left\{\frac{c(b) \text{dist}(\mathbf{r}, \partial\Omega)}{\varepsilon}\right\} \left\{|\psi|^2 + \varepsilon^2 |(\nabla + i\frac{\mathbf{A}}{\varepsilon^2})\psi|^2\right\} \leq \int_{\{\text{dist}(\mathbf{r}, \partial\Omega) \leq \varepsilon\}} d\mathbf{r} |\psi|^2, \quad (\text{B.24})$$

where $c(b) > 0$ depends only on the parameter b and $c(b) > 0$ for any $b > 1$. When $b \rightarrow 1^+$, the above bound becomes non-optimal because of the vanishing of $c(b)$ and one can in fact prove other estimates showing a power law decay of ψ [FK1]. Similarly, in presence of corners, the result might not be optimal for $b > \Theta_0^{-1}$: indeed, assuming that there is at least one angle (or at most a finite number) β along the boundary such that $\mu(\beta) < \Theta_0$, one can prove [B-NF, Thm. 1.6] a stronger decay w.r.t. the distance from that corner (or at most a finite number). Here, $\mu(\beta)$ stands for the ground state energy of the magnetic Schrödinger operator in an infinite wedge of opening angle β with unit magnetic field.

For the proof of (B.24) we refer, e.g., to [B-NF, Thm. 4.4]. We now observe that (B.24) immediately implies that

$$\int_{\Omega} d\mathbf{r} \exp\left\{\frac{C(b) \text{dist}(\mathbf{r}, \partial\Omega)}{\varepsilon}\right\} \left\{|\psi|^2 + \varepsilon^2 |(\nabla + i\frac{\mathbf{A}}{\varepsilon^2})\psi|^2\right\} = \mathcal{O}(\varepsilon),$$

thanks to the bound (B.14). Furthermore, because of the diverging exponential factor, (B.24) also implies that

$$\int_{\{\text{dist}(\mathbf{r}, \partial\Omega) \geq c_1\varepsilon |\log \varepsilon|\}} d\mathbf{r} \left\{|\psi|^2 + \varepsilon^2 |(\nabla + i\frac{\mathbf{A}}{\varepsilon^2})\psi|^2\right\} = \mathcal{O}\left(\varepsilon^{c_1 \cdot c(b)+1}\right), \quad (\text{B.25})$$

which can be made smaller than any power of ε by taking the constant c_1 arbitrarily large. Thanks to this fact, if $b > 1$, one can easily drop energy contributions from regions further away from $\partial\Omega$ than $c_1\varepsilon |\log \varepsilon|$.

In the paper, we use Agmon estimates also for the corner effective problem. We discuss here such an extension and then work in the setting of the effective problem formulated in (2.1) and discussed in Section 2.2. We recall in particular the shape and the properties

of the corner region $\Gamma_\beta(L, \ell)$, with vertex at the origin or $s(\mathbf{r}) = 0$, and the fact that the magnetic field is set equal to 1 in this model problem, with a vector potential \mathbf{a} equal to $-\mathbf{te}_s$ in $\tilde{\Gamma}_\beta(L, \ell)$. We recall that the variational equation in the corner region reads (3.66)

$$\begin{cases} -(\nabla + i\mathbf{a})^2 \psi = \frac{1}{b}(1 - |\psi|^2)\psi, & \text{in } \Gamma_\beta(L, \ell), \\ \psi = \psi_0, & \text{on } \partial\Gamma_{\text{bd}} \cup \partial\Gamma_{\text{in}}, \\ \mathbf{n} \cdot (\nabla + i\mathbf{a}) \psi = 0, & \text{on } \partial\Gamma_{\text{out}}, \end{cases}$$

where $\psi_0 = f_0(t)e^{-i\alpha_0 s}$ is defined in (2.5). Note that we work in the gauge chosen in Lemma 3.2, although the results can be trivially translated in the original gauge where the vector potential is set equal to \mathbf{F} .

Remark B.4 (Modified Neumann problem).

In (3.88) (see also (3.90)) we have introduced a slightly different variational problem, where the Dirichlet conditions along $\partial\Gamma_{\text{bd}}$ are replaced by suitable boundary terms in the energy (see (3.89)). The corresponding minimizer satisfies then magnetic-type Neumann conditions (3.12) on $\partial\Gamma_{\text{bd}}$. We claim that all the results proven below apply to this case too, i.e., to any ψ solving the equations (3.66) with the conditions (3.12) on $\partial\Gamma_{\text{bd}}$, the key property of ψ being the behavior on the interior boundary $\partial\Gamma_{\text{in}}$, which is given by the same Dirichlet condition.

Lemma B.2.

Let $\Gamma_\beta(L, \ell)$ be the region defined in (2.24), with $L, \ell \gg 1$ and $L \lesssim \ell^a$, for some $a > 1$. Let also ψ be a solution of (3.66), with $b > 1$. Then, there exists a constant $c(b) > 0$, such that

$$\int_{\Gamma_\beta(L, \ell)} d\mathbf{r} e^{c(b) \text{dist}(\mathbf{r}, \partial\Gamma_{\text{out}})} \left\{ |\psi|^2 + |(\nabla + i\mathbf{a})\psi|^2 \right\} = \mathcal{O}(L). \quad (\text{B.26})$$

The above result is a simple adaptation of (B.24) to the effective problem in $\Gamma_\beta(L, \ell)$: the only minor difference is that the magnetic potential \mathbf{a} is given and not a minimizer of the energy. This is however a minor difference, since the potential \mathbf{a} recovers almost everywhere the model one $-\mathbf{te}_s$.

Before discussing its proof, however, we first state a technical lemma which is going to be used next. It is a modified version of a very well-known bound for compactly supported functions, which allows to bound from below the magnetic kinetic energy by the integral of the magnetic field times the density, combined with the variational equation (3.66).

Lemma B.3.

Let $\Gamma_\beta(L, \ell)$ be the region defined in (2.24), with $L, \ell \gg 1$ and $L \lesssim \ell^a$, for some $a > 1$. Let also ψ be a solution of (3.66) and let ξ be a smooth real function. Then, for any set $S \subset \Gamma_\beta(L, \ell)$ with Lipschitz boundary,

$$\begin{aligned} \int_S d\mathbf{r} \left\{ |\psi|^2 (\nabla \xi)^2 + \frac{1}{b} |\xi \psi|^2 (1 - |\psi|^2) \right\} &\geq \int_S d\mathbf{r} \text{curl}(\mathbf{a}) |\psi|^2 \\ &\quad - \int_{\partial S} dx \left\{ \frac{1}{2} \xi^2 \boldsymbol{\nu} \cdot \nabla |\psi|^2 + \boldsymbol{\tau} \cdot \mathbf{j}_\mathbf{a}[\xi \psi] \right\}, \end{aligned} \quad (\text{B.27})$$

where $\boldsymbol{\tau}, \boldsymbol{\nu}$ stand for the tangential and normal unit vectors to ∂S , respectively.

Proof. We start by integrating the following trivial bound (see, e.g., [CLR, Lemma 3.2]) for any u weakly differentiable and $\mathbf{a} \in L^\infty$ (we set $\mathbf{a} := (a_1, a_2)$)

$$\begin{aligned} |(\nabla + i\mathbf{a})u|^2 &= |(\partial_1 + ia_1 - i(\partial_2 + ia_2))u|^2 - \operatorname{curl} \mathbf{j}[u] - \mathbf{a} \cdot \nabla^\perp |u|^2 \\ &\geq -\operatorname{curl} \mathbf{j}[u] - \mathbf{a} \cdot \nabla^\perp |u|^2, \end{aligned}$$

which yields, taking $u = \xi\psi$,

$$\int_S d\mathbf{r} |(\nabla + i\mathbf{a})\xi\psi|^2 \geq \int_S d\mathbf{r} \operatorname{curl}(\mathbf{a}) |\xi\psi|^2 - \int_{\partial S} dx \{ \boldsymbol{\tau} \cdot \mathbf{j}[\xi\psi] + \boldsymbol{\tau} \cdot \mathbf{a} |\xi\psi|^2 \}, \quad (\text{B.28})$$

after an integration by parts of the last term and the use of Stokes theorem. Note that the last two terms can be combined to reconstruct the magnetic current $\mathbf{j}_\mathbf{a}$.

To complete the proof it suffices to exploit the variational equation (3.66) to compute the term on the l.h.s.. The additional boundary term in (B.27) is produced by the integration by parts of the cross product term $\xi \nabla \xi \cdot \nabla |\psi|^2$ to reconstruct the term $\psi^* \Delta \psi + \text{h.c.}$ of the variational equation. We omit further details for the sake of brevity. \square

We can now provide the proof of the Agmon estimate (B.26).

Proof of Lemma B.2. As anticipated the result is a simple adaptation of (B.24). However, we provide a full proof for the sake of completeness. The argument follows very closely [FH2, Proof of Thm. 12.2.1]. The key ingredient is the inequality (B.27), applied to $S = \Gamma_\beta(L, \ell)$, together with a clever choice of the function ξ : we pick a smooth positive function $\xi = \xi(\operatorname{dist}(\mathbf{r}, \partial\Gamma_{\text{out}}))$ depending only on the distance from the outer boundary of $\Gamma_\beta(L, \ell)$ and concretely take

$$\xi(\mathbf{r}) = \xi(t(\mathbf{r})) = e^{at(\mathbf{r})} f(t), \quad (\text{B.29})$$

with the function f such that $|f'| \leq C$ and

$$f = \begin{cases} 1, & \text{for } t \in [1, +\infty], \\ 0, & \text{for } t \in [0, \frac{1}{2}]. \end{cases}$$

Note that $\xi = 0$ along $\partial\Gamma_{\text{out}}$, i.e., at $t = 0$.

We first estimate the boundary terms appearing in (B.27):

$$\int_{\partial\Gamma_\beta(L, \ell)} dx \xi^2 \boldsymbol{\nu} \cdot \nabla |\psi|^2 = \mathcal{O}(1), \quad (\text{B.30})$$

because $\xi = 0$ on $\partial\Gamma_{\text{out}}$,

$$|\xi^2 \boldsymbol{\nu} \cdot \nabla |\psi|^2| \leq C e^{2a\ell} f_0(\ell) = \mathcal{O}(\ell^{-\infty}), \quad \text{on } \partial\Gamma_{\text{in}}, \quad (\text{B.31})$$

and

$$\int_{\partial\Gamma_{\text{bd}}} dx |\xi^2 \boldsymbol{\nu} \cdot \nabla |\psi|^2| \leq C \int_0^\ell dt e^{2at} f_0(t) \leq C, \quad (\text{B.32})$$

where we have used the boundary conditions on ψ , the estimate (B.23), which yields

$$|\nabla |\psi|| \leq |(\nabla + i\mathbf{a})\psi| \leq C, \quad \text{for } \operatorname{dist}(\mathbf{r}, \mathbf{r}_0) \geq 1, \quad (\text{B.33})$$

the properties of f_0 and in particular its exponential decay (A.20). Similarly,

$$\int_{\partial\Gamma_\beta(L, \ell)} dx \boldsymbol{\tau} \cdot \mathbf{j}_\mathbf{a}[\xi\psi] = \mathcal{O}(1), \quad (\text{B.34})$$

thanks to the vanishing at 0 of ξ and the bounds

$$\int_{\partial\Gamma_{\text{in}}} dx |\boldsymbol{\tau} \cdot \mathbf{j}_{\mathbf{a}}[\xi\psi]| \leq C \int_{\partial\Gamma_{\text{in}}} dx e^{2a\ell} f_0^2(\ell) = \mathcal{O}(\ell^{-\infty}), \quad (\text{B.35})$$

$$\int_{\partial\Gamma_{\text{bd}}} dx |\boldsymbol{\tau} \cdot \mathbf{j}_{\mathbf{a}}[\xi\psi]| \leq C \int_0^\ell dt e^{2at} f_0(t) \leq C, \quad (\text{B.36})$$

as in (B.31) and (B.32), respectively.

The rest of the proof is identical to [FH2, Proof of Thm. 12.2.1]: the estimates (B.30) and (B.34) above together with (B.27) imply

$$(1 - \frac{1}{b}) \|\xi\psi\|_{L^2(\Gamma_\beta(L,\ell))}^2 \leq \int_{\Gamma_\beta(L,\ell)} d\mathbf{r} (\nabla\xi)^2 |\psi|^2 + \mathcal{O}(1). \quad (\text{B.37})$$

Noticing now that

$$\begin{aligned} |\xi'|^2 &\leq (f' + af)^2 e^{2at} \leq 2(1 + \epsilon)a^2 f^2 e^{2at} + (1 + \frac{1}{\epsilon}) f'^2 e^{2at} \\ &\leq 2(1 + \epsilon)a^2 f^2 e^{2at} + C(\epsilon)e^{2at}, \end{aligned} \quad (\text{B.38})$$

we deduce that

$$(1 - \frac{1}{b} - 2(1 + \epsilon)a^2) \int_{t(\mathbf{r}) \geq \frac{1}{2}} d\mathbf{r} e^{2at(\mathbf{r})} |\psi|^2 \leq C \int_{t(\mathbf{r}) \leq 1} d\mathbf{r} |\psi|^2 + \mathcal{O}(1), \quad (\text{B.39})$$

and since we can always find $\epsilon > 0$ and $a(\epsilon) > 0$ so that the factor on the l.h.s. of the above expression is positive, we obtain the result for the order parameter. Notice that the r.h.s. is of order L because of the integral along the tangential variable. The estimate of the magnetic gradient however easily follows using the variational equation (3.66) once more and the bound just proven. \square

We complete the discussion of the decaying properties of the order parameter with a refined version of the estimate proven in Lemma B.2: the setting is the same, i.e., we consider a solution of the differential equation (3.66), but show that in a subdomain of tangential length of order $\mathcal{O}(1)$, the r.h.s. of (B.26) can be made $\mathcal{O}(1)$ as well. Notice that far from the corner (3.66) becomes

$$-\partial_t^2 \tilde{\psi} - (\partial_s - it)^2 \tilde{\psi} = \frac{1}{b} (1 - |\tilde{\psi}|^2) \tilde{\psi},$$

where we have set $\tilde{\psi}(s, t) := \psi(\mathbf{r}(s, t))$ and the boundary conditions simply read $\tilde{\psi}(s, \ell) = f_0(\ell)e^{-i\alpha_0 s}$ on one side and $\partial_t \tilde{\psi} = 0$ at $t = 0$.

In order to state a more precise bound there, we identify two model domains, i.e., a rectangle S_{strip} of tangential side length $\mathcal{O}(1)$ far from the corner and the region close to it S_{corner} . More precisely, we set

$$S_{\text{strip}} := \{\mathbf{r} \in \Gamma_\beta(L, \ell) \mid \bar{s}_1 \leq s(\mathbf{r}) \leq \bar{s}_2\}, \quad 1 \leq \bar{s}_2 - \bar{s}_1 \leq C, \quad (\text{B.40})$$

and either $\bar{s}_1 \geq \ell \tan(\beta/2)$ or $\bar{s}_2 \leq -\ell \tan(\beta/2)$, which ensures that in S_{strip} we can use boundary coordinates (s, t) and it corresponds to $[\bar{s}_1, \bar{s}_2] \times [0, \ell]$. Note that we require that the tangential length of S_{strip} does not shrink as L or ℓ varies. The other region S_{corner} is given by

$$S_{\text{corner}} := \{\mathbf{r} \in \Gamma_\beta(L, \ell) \mid \bar{s}_1 \leq |s(\mathbf{r})| \leq \bar{s}_2\}, \quad 1 \leq \bar{s}_2 - \bar{s}_1 \leq C, \quad (\text{B.41})$$

and $\bar{s}_2 \leq \ell \tan(\beta/2)$ i.e., it is a wedge-like domain where boundary coordinates can not be used globally.

Lemma B.4.

Let S_\sharp be one of the two domains defined in (B.40) and (B.41). Let also ψ be a solution of (3.66), with $b > 1$. Then, there exists a constant $c(b) > 0$, such that

$$\int_{S_\sharp} d\mathbf{r} e^{c(b) \text{dist}(\mathbf{r}, \partial\Gamma_{\text{out}})} \left\{ |\psi|^2 + |(\nabla + i\mathbf{a})\psi|^2 \right\} = \mathcal{O}(1). \quad (\text{B.42})$$

Proof. The proof is identical to the one of Lemma B.2, with the only difference due to the estimate of boundary terms. Exploiting (B.33) and the other properties of ψ and f_0 , it is however easy to show that those terms provide contributions of order $\mathcal{O}(1)$, as well as the r.h.s. of (B.39). A short comment is in order for regions close to the corner, where the pointwise bound (B.33) might fail: there one can always arrange the domain S in such a way that the boundary ∂S is far enough from $\partial\Gamma_{\text{bd}}$ (still at a distance of order 1 from the corner) so that (B.33) applies, while on $\partial S \cap \partial\Gamma_{\text{out}}$, the gradient estimate is not used. \square

We complete this Section with a simple bound which is a direct consequence of the Agmon estimate (B.42).

Lemma B.5.

Let ψ be a solution of (3.66), with $b > 1$. Then, there exists a finite constant C , such that

$$|\psi(\mathbf{r})| \leq C e^{-\frac{1}{2}c(b)\text{dist}(\mathbf{r}, \partial\Gamma_{\text{out}})}, \quad (\text{B.43})$$

where $c(b)$ is the constant appearing in (B.42).

Proof. The result is proven by contradiction. Suppose that there exists a point $\bar{\mathbf{r}} \in \Gamma_\beta(L, \ell)$, with $\text{dist}(\bar{\mathbf{r}}, \partial\Gamma_{\text{out}}) \geq 1$ and $\text{dist}(\bar{\mathbf{r}}, \mathbf{r}_0) \geq 1$, so that

$$|\psi(\bar{\mathbf{r}})| e^{\frac{1}{2}c(b)\text{dist}(\bar{\mathbf{r}}, \partial\Gamma_{\text{out}})} > C_0, \quad (\text{B.44})$$

for some given $C_0 > 0$. Then, thanks to the pointwise bound (B.33), we can always construct a square Q of unit side length containing $\bar{\mathbf{r}}$, such that

$$|\psi(\mathbf{r})| e^{\frac{1}{2}c(b)\text{dist}(\mathbf{r}, \partial\Gamma_{\text{out}})} \geq \frac{1}{2}C_0, \quad \text{in } Q. \quad (\text{B.45})$$

We are here assuming that C_0 is large enough, so that

$$\inf_{\mathbf{r} \in Q} \left(|\psi(\mathbf{r})| e^{\frac{1}{2}c(b)\text{dist}(\mathbf{r}, \partial\Gamma_{\text{out}})} \right) \geq C_0 - \sqrt{2} (\|\nabla |\psi|\|_\infty + \frac{1}{2}c(b)) \geq \frac{1}{2}C_0.$$

Hence,

$$\int_Q d\mathbf{r} |\psi(\mathbf{r})|^2 e^{c(b)\text{dist}(\mathbf{r}, \partial\Gamma_{\text{out}})} \geq \frac{1}{4}C_0^2,$$

which contradicts (B.42), if C_0 is large enough, since Q is fixed. \square

APPENDIX C. LOCAL ENERGY ESTIMATES

In this Section we sum up the salient points of the energy estimate in the smooth part of the boundary layer. Thanks to Agmon estimates (see Appendix B.3), we can restrict our analysis to the boundary layer (1.34), i.e.,

$$\mathcal{A}_\varepsilon = \left\{ \mathbf{r} \in \Omega \mid \text{dist}(\mathbf{r}, \partial\Omega) \leq \varepsilon \ell_\varepsilon \right\},$$

but here we will focus on its smooth component defined in (4.6): in local tubular coordinates (s, t)

$$\mathcal{A}_{\text{cut}} = \left([0, s_1 - L_\varepsilon] \cup [s_1 + L_\varepsilon, s_2 - L_\varepsilon] \cup \cdots \cup \left[s_N + L_\varepsilon, \frac{|\partial\Omega|}{\varepsilon} \right] \right) \times [0, c_1 |\log \varepsilon|],$$

where s_j , $j = 1, \dots, N$ is the tangential coordinate of the j -th vertex.

By Lemma 4.1, we can take as starting point of our analysis the effective functional introduced in (4.8):

$$\mathcal{G}_\varepsilon[\psi, \mathcal{A}_{\text{cut}}] = \int_{\mathcal{A}_{\text{cut}}} \text{dsdt} (1 - \varepsilon k(s)t) \left\{ |\partial_t \psi|^2 + \frac{1}{(1 - \varepsilon k(s)t)^2} |(\partial_s - it)\psi|^2 - \frac{1}{2b} (2|\psi|^2 - |\psi|^4) \right\}.$$

In what follows, we sketch the main points of the derivation of the asymptotics of its ground state energy

$$G_{\mathcal{A}_{\text{cut}}} := \inf_{\psi \in H_{\text{per}}^1(\mathcal{A}_{\text{cut}})} \mathcal{G}_\varepsilon[\psi, \mathcal{A}_{\text{cut}}], \quad (\text{C.1})$$

where $H_{\text{per}}^1(\mathcal{A}_{\text{cut}}) := \{\psi \in H^1(\mathcal{A}_{\text{cut}}) \mid \psi(0, t) = \psi(|\partial\Omega|/\varepsilon, t), \forall t \in [0, \ell]\}$. In particular, we discuss how it is possible to extract from $G_{\mathcal{A}_{\text{cut}}}$ the effective energy

$$\int_{\mathcal{I}_{\text{smooth}}} \text{ds} E_k^{1\text{D}},$$

where $\mathcal{I}_{\text{smooth}}$ is defined as

$$\mathcal{I}_{\text{smooth}} := \bigcup_{j=1}^N [s_j + L_\varepsilon, s_{j+1} - L_\varepsilon], \quad (\text{C.2})$$

with the identification $s_{N+1} = s_1 + |\partial\Omega|/\varepsilon$ and where the energies $E_0^{1\text{D}}$ and $E_k^{1\text{D}}$ are defined in (2.2) and (A.14), respectively. The material presented in this Section is essentially taken from [CR3] (see, in particular [CR3, Lemmas 3, 6 and 7]), but we go through it nevertheless for the sake of completeness. In fact, an important difference with [CR3] is due to the presence of holes in the boundary layer \mathcal{A}_{cut} where the corner regions have been removed. This calls for some adaptations mostly in the energy lower bound.

The key tool in the strategy is the decomposition of \mathcal{A}_{cut} into cells:

$$\mathcal{A}_{\text{cut}} = \bigcup_{n=1}^{M_\varepsilon} \mathcal{C}_n, \quad \mathcal{C}_n := [\sigma_n, \sigma_{n+1}] \times [0, c_1 |\log \varepsilon|], \quad (\text{C.3})$$

with $|\sigma_{n+1} - \sigma_n| \propto 1$ and $M_\varepsilon \propto |\mathcal{I}_{\text{smooth}}|/\varepsilon$. We then approximate the curvature $k(s)$ of the boundary in each cell by its mean value

$$k_n := \int_{\sigma_n}^{\sigma_{n+1}} \text{ds} k(s) \quad (\text{C.4})$$

and set for short $\alpha_n := \alpha_{k_n}$, $f_n(t) := f_{k_n}(t)$ (recall the notation of Appendix A.2).

Proposition C.1 (Upper bound to $G_{\mathcal{A}_{\text{cut}}}$).

For any fixed $1 < b < \Theta_0^{-1}$, as $\varepsilon \rightarrow 0$, it holds

$$G_{\mathcal{A}_{\text{cut}}} \leq \frac{|\partial\Omega| E_0^{1\text{D}}}{\varepsilon} - 2L_\varepsilon N E_0^{1\text{D}} - \varepsilon E_{\text{corr}} \int_0^{\frac{|\partial\Omega|}{\varepsilon}} \text{ds} k(s) + o(1). \quad (\text{C.5})$$

Proof. To prove Proposition C.1 we use the same trial state for \mathcal{A}_{cut} as the one introduced in [CR3, Sect. 4.1], i.e.,

$$\psi_{\text{trial}}(s, t) = g(s, t) e^{-iS(s) + i\varepsilon \delta_\varepsilon s}, \quad (\text{C.6})$$

where the function g was already introduced in the proof of Proposition 5.1 and is explicitly given by

$$g(s, t) := f_n(t) + [f_{n+1}(t) - f_n(t)] \left(1 - \frac{s - \sigma_{n+1}}{\sigma_n - \sigma_{n+1}}\right) \quad (\text{C.7})$$

and the phase $S(s)$ is defined in [CR3, Eqs. (4.20) & (4.21)]: $S(s) := S_{\text{loc}}(s) + S_{\text{glo}}(s)$, where $S_{\text{glo}} = \mathcal{O}(1)$ is needed in order to ensure that the phase is well-posed and

$$S_{\text{loc}}(s) := \begin{cases} \alpha_1 s, & \text{in } \mathcal{C}_1, \\ \alpha_n(s - \sigma_n) + S_{\text{loc}}(\sigma_n), & \text{in } \mathcal{C}_n, n \geq 2. \end{cases} \quad (\text{C.8})$$

We skip here the computation of the energy of ψ_{trial} and simply refer to [CR3, Lemma 3]. We just stress that, in order to retain the curvature corrections, one has to exploit the estimates (A.25) and (A.26). \square

We now complement (C.5) with a matching lower bound. The proposition below is the analogue of [CR3, Lemma 6] but the effect of the holes in the smooth part of the domain now becomes apparent in the additional boundary terms appearing on the r.h.s. of (C.9). Those terms are matched in [CR3, Proof of Lemma 7, Step 2] by the corresponding boundary contributions coming from the cells which are missing in the present setting. The complete contribution is shown there to sum up to a remainder of order $o(1)$.

Proposition C.2 (Lower bound).

Let $\psi(s, t) \in H^1(\mathcal{A}_{\text{cut}})$ be a function enjoying the same properties as $\psi^{\text{GL}}(\mathbf{r}(s, t))$. Then, for any fixed $1 < b < \Theta_0^{-1}$, as $\varepsilon \rightarrow 0$, it holds

$$\begin{aligned} \mathcal{G}_{\mathcal{A}_{\text{cut}}}[\psi] \geq & \frac{|\partial\Omega|E_0^{\text{1D}}}{\varepsilon} - 2L_\varepsilon N E_0^{\text{1D}} - \varepsilon E_{\text{corr}} \int_0^{|\partial\Omega|} ds k(s) \\ & - \sum_{j=1}^N \int_0^{c_1 |\log \varepsilon|} dt \frac{F_0(t)}{f_0^2(t)} j_t [\psi(s, t)] \Big|_{s=s_j-L\varepsilon}^{s=s_j+L\varepsilon} + o(1). \end{aligned} \quad (\text{C.9})$$

Proof. The starting point is the very same splitting performed in [CR3, Lemma 6], which is analogous to what we did in the proof of Proposition 3.1: in each cell \mathcal{C}_n , we set

$$\psi(\mathbf{r}(s, t)) =: u_n(s, t) f_n(t) e^{-i\alpha_n s}, \quad (\text{C.10})$$

where u_n plays the same role as u in the decoupling (3.17). Such a splitting procedure allows to extract from each cell the desired energy, i.e.,

$$E_{k_n}^{\text{1D}}(\sigma_{n+1} - \sigma_n) + \mathcal{E}_n[u_n], \quad (\text{C.11})$$

where the reduced energie are

$$\begin{aligned} \mathcal{E}_n[u] := & \int_{\sigma_n}^{\sigma_{n+1}} ds \int_0^\ell dt (1 - \varepsilon k_n t) f_n^2 \left\{ |\partial_t u|^2 + \frac{1}{(1 - \varepsilon k_n t)^2} |\partial_s u|^2 - 2b_n(t) j_s[u] \right. \\ & \left. + \frac{1}{2b} f_n^2 (1 - |u|^2)^2 \right\}, \end{aligned} \quad (\text{C.12})$$

with $b_n(t) = \frac{1}{(1 - \varepsilon k_n t)^2} (t + \alpha_n - \frac{1}{2} \varepsilon k_n t^2)$.

By [CR4, Lemma 2.1], the first terms of (C.11) above sum up to

$$\frac{|\partial\Omega|E_0^{\text{1D}}}{\varepsilon} - 2L_\varepsilon N E_0^{\text{1D}} - \varepsilon E_{\text{corr}} \int_{\mathcal{I}_{\text{smooth}}} ds k(s) + o(1), \quad (\text{C.13})$$

where the error is mostly due to the replacement of the sum with an integral and can be shown to be of order $\varepsilon^2 |\log \varepsilon|^\infty$ (see [CR3, Eq. (5.22)]).

If $1 < b < \Theta_0^{-1}$, the reduced functionals $\mathcal{E}_n[u_n]$ can be proven to be positive [CR3, Lemma 7] and can thus be dropped them from the lower estimate, again up to small errors. Here, however, the major difference with [CR3] occurs: the positivity of $\mathcal{E}_n[u_n]$ is

proven in [CR3, Lemma 7] via a suitable integration by parts and exploits the pointwise positivity of the cost function K_k (see (A.29) and (A.32)), but the estimate of the boundary terms emerging from the integration has to be adjusted. More precisely, such terms have the form

$$-\int_0^{c_1|\log \varepsilon|} dt \frac{F_0(t)}{f_0^2(t)} j_t [\psi(s, t)] \Big|_{s=\sigma_n}^{s=\sigma_{n+1}}.$$

The sum of all the terms is shown in [CR3, Lemma 7] to be small, but this requires (see in particular [CR3, Step 2 and eq. (5.33)]) to pair the term coming from one cell at σ_n with the one generated in the adjacent cell still at σ_n . In our setting, due to the absence of corner regions in \mathcal{A}_{cut} , some boundary terms are obviously missing. It is not difficult to see that such terms are precisely given by

$$\sum_{j \in \mathcal{S}} \int_0^{c_1|\log \varepsilon|} dt \frac{F_0(t)}{f_0^2(t)} j_t [\psi(s, t)] \Big|_{s=s_j-L_\varepsilon}^{s=s_j+L_\varepsilon}, \quad (\text{C.14})$$

Therefore, to apply [CR3, Lemma 7], we have to add and subtract such terms, which immediately leads to (C.9). \square

Note that in both the upper and lower bounds (C.5) and (C.9), we can easily replace the integral over $\mathcal{I}_{\text{smooth}}$ with the integral over the whole boundary, since

$$\varepsilon E_{\text{corr}} \int_{\mathcal{I}_{\text{smooth}}} ds k(s) = E_{\text{corr}} \int_0^{|\partial\Omega|} ds \mathfrak{K}(s) + \mathcal{O}(\varepsilon |\log \varepsilon|), \quad (\text{C.15})$$

by the boundedness of the curvature.

We conclude the Section with an important corollary of the above lower bound, which will be used to prove a uniform estimate of the modulus of the order parameter, $|\psi^{\text{GL}}|$ in the smooth part of the layer.

Lemma C.1 (Lower bound on the reduced energies).

Let u_n be defined in (C.10) and \mathcal{E}_n be given by (C.12). Then, if $1 < b < \Theta_0^{-1}$, as $\varepsilon \rightarrow 0$,

$$\begin{aligned} \sum_{n=1}^{M_\varepsilon} \mathcal{E}_n[u_n] &\geq |\log \varepsilon|^{-4} \sum_{n=1}^{M_\varepsilon} \int_{\mathcal{C}_n} ds dt (1 - \varepsilon k_n t) f_n^2 \left[|\partial_t u_n|^2 + \frac{1}{(1 - \varepsilon k_n t)^2} |\partial_s u_n|^2 \right] \\ &\quad + \frac{1}{2b} \sum_{n=1}^{M_\varepsilon} \int_{\mathcal{C}_n} ds dt (1 - \varepsilon k_n t) f_n^4 (1 - |u_n|^2)^2 + o(1). \end{aligned} \quad (\text{C.16})$$

Proof. We refer to [CR3, Proof of Lemma 7], where it is shown how to retain some positive contribution inside each cell. No adaptations are needed in this case. \square

REFERENCES

- [AB-N] F. ALOUGES, V. BONNAILLIE-NÖEL, Numerical computations of fundamental eigenstates for the Schrödinger operator under constant magnetic field, *Numer. Methods Partial Differential Eq.* **22** (2006), 1090–1105.
- [Ab] A. ABRIKOSOV, On the magnetic properties of superconductors of the second type, *Soviet Phys. JETP* **5** (1957), 1174–1182.
- [Ad] R.A. ADAMS, *Sobolev Spaces*, Academic Press, 1975.
- [AH] Y. ALMOG, B. HELFFER, The Distribution of Surface Superconductivity along the Boundary: on a Conjecture of X.B. Pan, *SIAM J. Math. Anal.* **38** (2007), 1715–1732.
- [Ass] W. ASSAAD, The breakdown of superconductivity in the presence of magnetic steps, preprint *arXiv:1903.04847 [math-ph]* (2019).

- [AK] W. ASSAAD, A. KACHMAR, The influence of magnetic steps on bulk superconductivity, *Discrete Contin. Dyn. Syst. Ser. A* **36** (2016), 6623–6643.
- [AKP-S] W. ASSAAD, A. KACHMAR, M. PERSSON-SUNDQVIST, The Distribution of Superconductivity Near a Magnetic Barrier, *Comm. Math. Phys.* **366** (2019), 269–332.
- [BCS] J. BARDEEN, L. COOPER, J. SCHRIEFFER, Theory of Superconductivity, *Phys. Rev.* **108**, 1175–1204 (1957).
- [BBH] F. BÉTHUEL, H. BRÉZIS, F. HÉLEIN, *Ginzburg-Landau Vortices*, Progress in Nonlinear Differential Equations and their Applications **13**, Birkhäuser, Basel, 1994.
- [Bon] V. BONNAILLIE, On the fundamental state energy for a Schrödinger operator with magnetic field in domains with corners, *Asymptot. Anal.* **41** (2005), 215–258.
- [B-ND] V. BONNAILLIE-NOËL, M. DAUGE, Asymptotics for the low-lying eigenstates of the Schrödinger operator with magnetic field near corners, *Ann. Henri Poincaré* **7** (2006), 899–931.
- [B-NDMV] V. BONNAILLIE-NÖEL, M. DAUGE, D. MARTIN, G. VIAL, Computations of the first eigenpairs for the Schrödinger operator with magnetic field, *Comput. Methods Appl. Mech. Engrg.* **196** (2007), 3841–3858.
- [BDFM] F. BROSENS, J.T. DEVREESE, V.M. FOMIN, V.V. MOSHCHALOV, Superconductivity in a wedge: analytical variational results, *Solid State Commun.* **111** (1999), 565–569.
- [B-NF] V. BONNAILLIE-NOËL, S. FOURNAIS, Superconductivity in Domains with Corners, *Rev. Math. Phys.* **19** (2007), 607–637.
- [CDR] M. CORREGGI, B. DEVANARAYANAN, N. ROUGERIE, Universal and shape dependent features of surface superconductivity, *Eur. Phys. J. B* **90** (2017), 231.
- [CD] M. CORREGGI, D. DIMONTE, On the Third Critical Speed for Rotating Bose-Einstein Condensates, *J. Math. Phys.* **57** (2016), 071901.
- [CG1] M. CORREGGI, E.L. GIACOMELLI, Surface Superconductivity in Presence of Corners, *Rev. Math. Phys.* **29** (2017), 1750005.
- [CG2] M. CORREGGI, E.L. GIACOMELLI, in preparation.
- [CPRY] M. CORREGGI, F. PINSKER, N. ROUGERIE, J. YNGVASON, Critical Rotational Speeds for Superfluids in Homogeneous Traps, *J. Math. Phys.* **53**, 095203 (2012).
- [CR1] M. CORREGGI, N. ROUGERIE, Inhomogeneous Vortex Patterns in Rotating Bose-Einstein Condensates, *Comm. Math. Phys.* **321**, 817–860 (2013).
- [CR2] M. CORREGGI, N. ROUGERIE, On the Ginzburg-Landau Functional in the Surface Superconductivity Regime, *Comm. Math. Phys.* **332** (2014), 1297–1343; erratum *Comm. Math. Phys.* **338** (2015), 1451–1452.
- [CR3] M. CORREGGI, N. ROUGERIE, Boundary Behavior of the Ginzburg-Landau Order Parameter in the Surface Superconductivity Regime, *Arch. Rational Mech. Anal.* **219** (2015), 553–606.
- [CR4] M. CORREGGI, N. ROUGERIE, Effects of boundary curvature on surface superconductivity, *Lett. Math. Phys.* **106** (2016), 445–467.
- [CLR] M. CORREGGI, D. LUNDHOLM, N. ROUGERIE, Local Density Approximation for the Almost-bosonic Anyon Gas, *Anal. PDE* **10** (2017), 1169–1200.
- [CRY] M. CORREGGI, N. ROUGERIE, J. YNGVASON, The Transition to a Giant Vortex Phase in a Fast Rotating Bose-Einstein Condensate, *Comm. Math. Phys.* **303** (2011), 451–508.
- [CY] M. CORREGGI, J. YNGVASON, Energy and Vorticity in Fast Rotating Bose-Einstein Condensates, *J. Phys. A: Math. Theor.* **41** (2008), 455002.
- [CFKS] H.L. CYCON, R.G. FROESE, W. KIRSCH, B. SIMON, *Schrödinger operators*, Texts and Monographs in Physics, Springer-Verlag, Berlin, 1987.
- [ELP-O] P. EXNER, V. LOTOREICHIK, A. PÉREZ-OBOL, On the Bound States of Magnetic Laplacians on Wedges, *Rep. Math. Phys.* **82** (2018), 161–185.
- [FDM] V.M. FOMIN, J.T. DEVREESE, V.V. MOSHCHALOV, Surface superconductivity in a wedge, *Europhys. Lett.* **42** (1998), 553–558; erratum *Europhys. Lett.* **46** (1999), 118–119.
- [FH1] S. FOURNAIS, B. HELFFER, On the third critical field in Ginzburg-Landau theory, *Comm. Math. Phys.* **266**, 153–196 (2006).
- [FH2] S. FOURNAIS, B. HELFFER, *Spectral Methods in Surface Superconductivity*, Progress in Nonlinear Differential Equations and their Applications **77**, Birkhäuser, Basel, 2010.
- [FHP] S. FOURNAIS, B. HELFFER, M. PERSSON, Superconductivity between H_{c2} and H_{c3} , *J. Spectr. Theory* **1**, 273–298 (2011).

- [FK1] S. FOURNAIS, A. KACHMAR, Nucleation of bulk superconductivity close to critical magnetic field, *Adv. Math.* **226**, 1213–1258 (2011).
- [FK2] S. FOURNAIS, A. KACHMAR, The Ground State Energy of the Three Dimensional Ginzburg-Landau Functional Part I: Bulk Regime, *Comm. Partial Differential Equations* **38**, 339–383 (2013).
- [FL] F.L. FRANK, M. LEMM, Multi-Component Ginzburg-Landau Theory: Microscopic Derivation and Examples, *Ann. H. Poincaré* **17**, 2285–2340 (2016).
- [FKP] S. FOURNAIS, A. KACHMAR, M. PERSSON, The ground state energy of the three dimensional Ginzburg-Landau functional. Part II: surface regime, *J. Math. Pures. App.* **99**, 343–374 (2013).
- [FMP] S. FOURNAIS, J.-P. MIQUEU, X.-B. PAN, Concentration Behavior and Lattice Structure of 3D Surface Superconductivity in the Half Space, *Math. Phys. Anal. Geom.* **22** (2019), 12.
- [FHSS] R.L. FRANK, C. HAINZL, R. SEIRINGER, J.P. SOLOVEJ, Microscopic Derivation of Ginzburg-Landau Theory, *J. Amer. Math. Soc.* **25**, 667–713 (2012).
- [Gia] E.L. GIACOMELLI, Surface Superconductivity in Presence of Corners, Ph.D. Thesis, 2018.
- [GL] V.L. GINZBURG, L.D. LANDAU, On the theory of superconductivity, *Zh. Eksp. Teor. Fiz.* **20**, 1064–1082 (1950).
- [Gor] L.P. GOR'KOV, Microscopic derivation of the Ginzburg-Landau equations in the theory of superconductivity, *Zh. Eksp. Teor. Fiz.* **36**, 1918–1923 (1959); english translation *Soviet Phys. JETP* **9**, 1364–1367 (1959).
- [Gri] P. GRISVARD, *Elliptic Problems in Nonsmooth Domains*, Classics in Applied Mathematics **69**, SIAM, 2011.
- [HK] B. HELFFER, A. KACHMAR, The density of superconductivity in domains with corners, *Lett. Math. Phys.* **108** (2018), 2169–2187.
- [Jad] H.T. JADALLAH, The onset of superconductivity in domains with corner, *J. Math. Phys.* **42** (2001), 4101.
- [JRS] H. JADALLAH, J. RUBINSTEIN, P. STERNBERG, Phase transition curves for mesoscopic superconducting samples, *Phys. Rev. Lett.* **82** (1999), 2935–2938.
- [N et al] Y.X. NING, C.L. SONG, Z.L. GUAN, X.C. MA, X. CHEN, J.F. JIA, Q.K. XUE, Observation of surface superconductivity and direct vortex imaging of a Pb thin island with a scanning tunneling microscope, *Europhys. Lett.* **85** (2009), 27004.
- [Pan1] X.-B. PAN, Surface Superconductivity in Applied Magnetic Fields above H_{c2} , *Comm. Math. Phys.* **228** (2002), 327–370.
- [Pan2] X.-B. PAN, Upper critical field for superconductors with edges and corners, *Calc. Var. Partial Differential Equations* **14** (2002), 447–482.
- [Ray] N. RAYMOND, *Bound States of the Magnetic Schrödinger Operator*, EMS Tracts in Mathematics **27**, EMS, 2017.
- [SP] V.A. SCHWEIGERT, F.M. PEETERS, Influence of the confinement geometry on surface superconductivity, *Phys. Rev. B* **60** (1999), 3084.
- [SS] E. SANDIER, S. SERFATY, *Vortices in the Magnetic Ginzburg-Landau Model*, Progress in Non-linear Differential Equations and their Applications **70**, Birkhäuser, Basel, 2007; erratum available at <http://www.ann.jussieu.fr/serfaty/publis.html>.
- [SJdG] D. SAINT-JAMES, P.G. DE GENNES, Onset of superconductivity in decreasing fields, *Phys. Lett.* **7**, 306–308 (1963).
- [Tin] M. TINKHAM, *Introduction to Superconductivity*, Dover Publications, 2004.

SCUOLA NORMALE SUPERIORE, PIAZZA DEI CAVALIERI, 7, 56126 PISA, ITALY.

E-mail address: michele.correggi@gmail.com

DEPARTMENT OF MATHEMATICS, UNIVERSITÄT TÜBINGEN, AUF DER MORGENSTELLE, 10, 72076, TÜBINGEN, GERMANY.

E-mail address: emanuela.giacomelli.elg@gmail.com