

Matching component analysis for transfer learning

Charles Clum* Dustin G. Mixon† Theresa Scarnati‡

Abstract

We introduce a new Procrustes-type method called matching component analysis to isolate components in data for transfer learning. Our theoretical results describe the sample complexity of this method, and we demonstrate through numerical experiments that our approach is indeed well suited for transfer learning.

1 Introduction

Many state-of-the-art classification algorithms require a large training set that is statistically similar to the test set. For example, deep learning-based approaches require a large number of representative samples in order to find near-optimal network weights and biases [4, 9]. Similarly, template-based approaches require large dictionaries of training images so that each test image can be represented by an element of the dictionary [21, 26, 17, 6]. For each technique, if test images cannot be represented in a feature space that has been determined from the training set, then classification accuracy is poor.

In applications such as synthetic aperture radar (SAR) automatic target recognition (ATR), it is infeasible to collect the volume of data necessary to naively train high-accuracy classification networks. Additionally, due to varying operating conditions, the features measured in SAR imagery are different from those extracted from electro-optical (EO) imagery [13]. As such, off-the-shelf networks that have been pre-trained on the popular EO-based ImageNet [3] or CIFAR-10 [8] datasets are insufficient for performing accurate ATR tasks in different imaging domains. In fact, recent work has demonstrated that pre-trained networks fail to effectively generalize to random perturbations on test sets [19, 18]. To build more representative training sets, additional data are often generated using modeling and simulation software. However, due to various model errors, simulated data often misrepresent the real-world scattering observed in measured imagery. Thus, even though it is possible to augment training sets with a large amount of simulated data, the inherent differences in sensor modalities and data representations make modifying classification networks a non-trivial task [20].

In this paper, we introduce **matching component analysis (MCA)** to help remedy this situation. Given a small number of images from the training domain and matching

*Department of Mathematics, The Ohio State University, Columbus, OH (clum.47@osu.edu)

†Department of Mathematics, The Ohio State University, Columbus, OH (mixon.23@osu.edu)

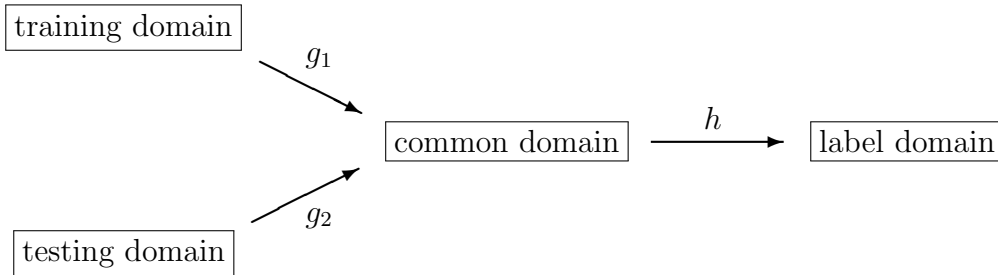
‡Air Force Research Laboratory, Wright-Patterson AFB, OH (theresa.scarnati.1@us.af.mil)

images from the testing domain, MCA identifies a low-dimensional feature space that both domains have in common. With the help of MCA, one can map augmented training sets into a common domain, thereby making the classification task more robust to mismatch between the training and testing domains. We note that other transfer learning methods, image-to-image domain regression techniques, and generative adversarial networks have all been developed with a similar task in mind [12, 7, 23, 16, 11], but little theory has been developed to explain the performance of these machine learning-based adaptation techniques. By contrast, in this paper, we estimate the number of matched samples needed for MCA to identify a common domain.

The rest of the paper is organized as follows. Section 2 introduces the MCA algorithm and our main theoretical results. In Section 3, we use a sequence of numerical experiments involving MNIST [10] and SAR [13] data to demonstrate that classifying data in the common domain allows for more accurate classification. We discuss limitations of MCA in Section 4. Sections 5 and 6 contain the proofs of our main theoretical results.

2 Matching component analysis

Let \mathbb{R}^{d_1} and \mathbb{R}^{d_2} denote the training and testing domains, respectively. Traditionally, our training set would consist of labeled points in \mathbb{R}^{d_1} , whereas our test set would consist of labeled points in \mathbb{R}^{d_2} . In order to bridge the disparity between the training and testing domains, we will augment our training set with a **matching set** of n labeled pairs in $\mathbb{R}^{d_1} \times \mathbb{R}^{d_2}$. Then our full training set, whose size we denote by $N \gg n$, consists of a **conventional training set** of $N - n$ labeled points in \mathbb{R}^{d_1} and a matching set of n labeled points in $\mathbb{R}^{d_1} \times \mathbb{R}^{d_2}$. The matching set will enable us to identify maps g_1 and g_2 from the training and testing domains to a common domain \mathbb{R}^k , where we can train a classifier h on the full training set:



We model our setting in terms of unknown random variables $X_1 \in \mathbb{R}^{d_1}$, $X_2 \in \mathbb{R}^{d_2}$, $Y \in \mathbb{R}$ over a common probability space $(\Omega, \mathcal{F}, \mathbb{P})$. In particular, suppose points $\{\omega_j\}_{j \in [N]}$ are drawn independently at random from $(\Omega, \mathcal{F}, \mathbb{P})$, and we are given

$$\{X_1(\omega_j)\}_{j \in [N]}, \quad \{X_2(\omega_j)\}_{j \in [n]}, \quad \{Y(\omega_j)\}_{j \in [N]}$$

for some $n \ll N$ with the task of finding $f: \mathbb{R}^{d_2} \rightarrow \mathbb{R}$ such that $f(X_2) \approx Y$. Our approach is summarized by the following:

- (i) Select $k \in \mathbb{N}$ and a class \mathcal{F}_i of functions that map \mathbb{R}^{d_i} to \mathbb{R}^k for each $i \in \{1, 2\}$.

(ii) Use $\{X_1(\omega_j)\}_{j \in [n]}$ and $\{X_2(\omega_j)\}_{j \in [n]}$ to (approximately) solve

$$\begin{aligned} & \text{minimize} \quad \mathbb{E} \|g_1(X_1) - g_2(X_2)\|^2 \\ & \text{subject to} \quad g_i \in \mathcal{F}_i, \quad \mathbb{E} g_i(X_i) = 0, \quad \mathbb{E} g_i(X_i) g_i(X_i)^\top = I_k, \quad i \in \{1, 2\}. \end{aligned} \quad (1)$$

(iii) Train $h: \mathbb{R}^k \rightarrow \mathbb{R}$ on $\{g_1(X_1(\omega_j))\}_{j \in [N]}$ and $\{Y(\omega_j)\}_{j \in [N]}$, and return $f := h \circ g_2$.

For (i), we are principally interested in the case where \mathcal{F}_i is the set of affine linear transformations from \mathbb{R}^{d_i} to \mathbb{R}^k . This choice of function class is nice because it locally approximates arbitrary differentiable functions while being amenable to theoretical analysis. Considering the ubiquity of principal component analysis in modern data science, this choice promises to be useful in practice. The constraints in program (1) ensure that the training set in (iii) is normalized, while simultaneously preventing useless choices for g_i , such as those for which $g_i(X_i) = 0$ almost surely. Intuitively, (ii) selects g_1 and g_2 so as to transform X_1 and X_2 into a common domain, and then (iii) leverages the large number of realizations of X_1 to predict Y in this domain, thereby enabling us to predict Y from X_2 . We expect this approach to work well in settings for which

- each $g_i(X_i)$ captures sufficient information about ω to predict Y ,
- h is robust to slight perturbations so that $h(g_1(X_1)) \approx h(g_2(X_2))$,
- $Y|X_2$ is too complicated to be learned from a training set of size n , and
- $Y|g_1(X_1)$ can be learned from a training set of size N .

To solve program (1) in the case of affine linear transformations, g_i must have the form $g_i(x) = A_i x + b_i$ for some $A_i \in \mathbb{R}^{k \times d_i}$ and $b_i \in \mathbb{R}^k$. Let μ_i and Σ_i denote the mean and covariance of X_i . The constraint in program (1) forces $A_i \mu_i + b_i = \mathbb{E} g_i(X_i) = 0$, and so $b_i = -A_i \mu_i$, i.e., $g_i(x) = A_i(x - \mu_i)$. The constraint also forces $A_i \Sigma_i A_i^\top = \mathbb{E} g_i(X_i) g_i(X_i)^\top = I_k$. Overall, program (1) is equivalent to

$$\text{minimize} \quad \mathbb{E} \|A_1(X_1 - \mu_1) - A_2(X_2 - \mu_2)\|^2 \quad \text{subject to} \quad A_i \Sigma_i A_i^\top = I_k, \quad i \in \{1, 2\}. \quad (2)$$

Notice that this program is not infeasible when $k > \min\{\text{rank } \Sigma_1, \text{rank } \Sigma_2\}$. Of course, we do not have access to X_1 and X_2 , but rather n realizations of each, and so we are forced to approximate. To this end, we estimate the means and covariances as

$$\hat{\mu}_i := \frac{1}{n} \sum_{j \in [n]} X_i(\omega_j), \quad \hat{\Sigma}_i := \frac{1}{n} \sum_{j \in [n]} (X_i(\omega_j) - \hat{\mu}_i)(X_i(\omega_j) - \hat{\mu}_i)^\top, \quad (3)$$

and then consider the following approximation to program (2):

$$\begin{aligned} & \text{minimize} \quad \frac{1}{n} \sum_{j \in [n]} \|A_1(X_1(\omega_j) - \hat{\mu}_1) - A_2(X_2(\omega_j) - \hat{\mu}_2)\|^2 \\ & \text{subject to} \quad A_i \hat{\Sigma}_i A_i^\top = I_k, \quad i \in \{1, 2\}. \end{aligned} \quad (4)$$

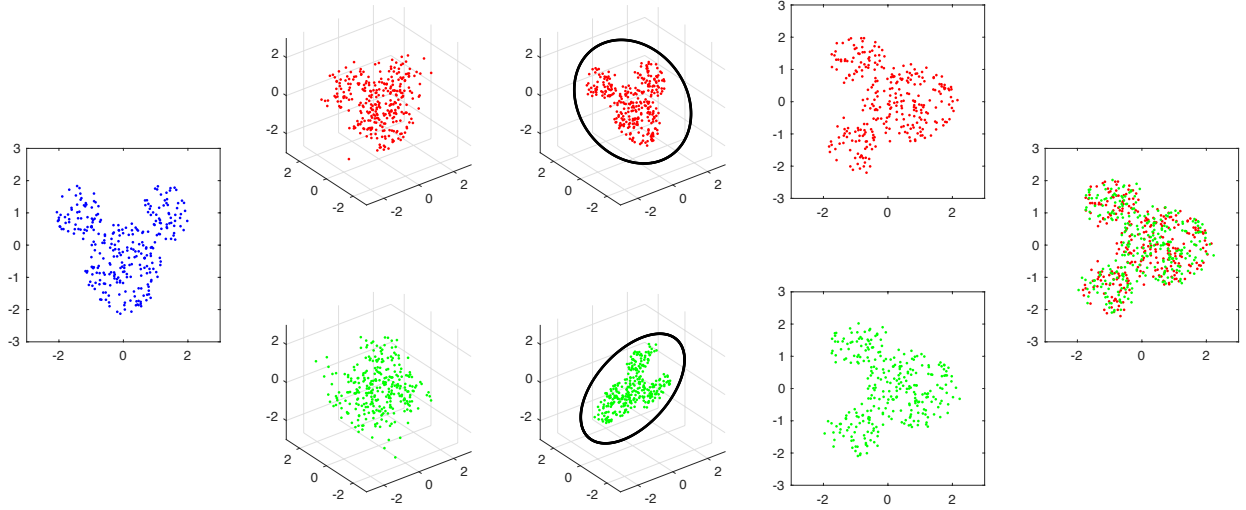


Figure 1: Illustration of the projection Procrustes problem. **(left)** Draw 300 points from a uniform distribution over a Mickey Mouse shape in the xy -plane of \mathbb{R}^3 . **(middle left)** Perform the following deformation twice in order to produce matched datasets Z_1 and Z_2 : Add independent spherical Gaussian noise ($\sigma = 0.1$) to each data point, randomly rotate the entire dataset, and then normalize the result to have zero mean and identity covariance. **(middle right)** Solve the projection Procrustes problem for Z_1 and Z_2 with $k = 2$. The optimal B_1 and B_2 have the property that $B_i^\top B_i$ is a 3×3 orthogonal projection matrix of rank 2, and we plot the projected data $B_i^\top B_i Z_i$. **(bottom left)** The resulting 2-dimensional transformation of the data, namely, the columns of $B_i Z_i$. **(bottom right)** We superimpose both datasets in the 2-dimensional transform space to illustrate how well they are aligned.

Observe that program (4) is equivalent to

$$\begin{aligned} & \text{minimize} \quad \frac{1}{n} \sum_{j \in [n]} \|A_1(X_1(\omega_j) - \hat{\mu}_1) - A_2(X_2(\omega_j) - \hat{\mu}_2)\|^2 \\ & \text{subject to} \quad A_i \hat{\Sigma}_i A_i^\top = I_k, \quad \text{im } A_i^\top \subseteq \text{im } \hat{\Sigma}_i, \quad i \in \{1, 2\}. \end{aligned} \quad (5)$$

Indeed, if (A_1, A_2) is feasible in (4), then we can project the rows of A_i onto $\text{im } \hat{\Sigma}_i$ without changing the objective value. Next, define $r_i := \text{rank } \hat{\Sigma}_i$, take V_i to be any $d_i \times r_i$ matrix whose columns form an orthonormal basis for $\text{im } \hat{\Sigma}_i$, and define Z_i to be the $r_i \times n$ matrix whose j th column is $V_i^\top (\hat{\Sigma}_i^\dagger)^{1/2} (X_i(\omega_j) - \hat{\mu}_i)$. Then every solution of

$$\text{minimize} \quad \frac{1}{n} \|B_1 Z_1 - B_2 Z_2\|_F^2 \quad \text{subject to} \quad B_i B_i^\top = I_k, \quad i \in \{1, 2\} \quad (6)$$

can be transformed to a solution to program (5) by the change of variables $A_i = B_i V_i^\top (\hat{\Sigma}_i^\dagger)^{1/2}$, where $B_i \in \mathbb{R}^{k \times r_i}$. In fact, by this change of variables, programs (5) and (6) are equivalent. In the special case where $k = d_1 = d_2$, one may take $B_2 = I_k$ without loss of generality, and then program (6) amounts to the well-known *orthogonal Procrustes problem* [5]. In general, we refer to (6) as the **projection Procrustes problem**; see Figure 1 for an illustration. Considering orthogonal Procrustes enjoys a spectral solution, there is little surprise that projection Procrustes also enjoys a spectral solution:

Lemma 1. Suppose $Z_i Z_i^\top = nI_{r_i}$ for both $i \in \{1, 2\}$. If $k > \min\{r_1, r_2\}$, then the projection Procrustes problem (6) is infeasible. Otherwise, select any k -truncated singular value decomposition $W_1 \Sigma W_2^\top$ of $Z_1 Z_2^\top$. Then $(B_1, B_2) = (W_1^\top, W_2^\top)$ is a solution to (6).

Proof. Since B_i is a $k \times r_i$ matrix, the constraint $B_i B_i^\top = I_k$ requires $k \leq r_i$. Suppose $k \leq \min\{r_1, r_2\}$, and consider any feasible point (B_1, B_2) in program (6). Then

$$\|B_i Z_i\|_F^2 = \text{tr}(Z_i^\top B_i^\top B_i Z_i) = \text{tr}(B_i^\top B_i Z_i Z_i^\top) = n \text{tr}(B_i^\top B_i) = n \text{tr}(B_i B_i^\top) = nk,$$

and so the objective is proportional to

$$\begin{aligned} \|B_1 Z_1 - B_2 Z_2\|_F^2 &= \|B_1 Z_1\|_F^2 - 2 \text{tr}(Z_1^\top B_1^\top B_2 Z_2) + \|B_2 Z_2\|_F^2 \\ &= 2nk - 2 \text{tr}((Z_2 Z_1^\top)(B_1^\top B_2)) \geq 2nk - 2 \sum_{l \in [k]} \sigma_l(Z_2 Z_1^\top), \end{aligned}$$

where the last step applies the von Neumann trace inequality (see Section 7.4.1 in [5]). This inequality is saturated when the columns of B_1^\top and B_2^\top are leading left and right singular vectors of $Z_1 Z_2^\top$. \square

As a consequence of Lemma 1, we now have a fast method to solve program (4), which we summarize in Algorithm 1; we refer to this algorithm as matching component analysis (MCA). (To be clear, given a matrix $A \in \mathbb{R}^{m \times n}$ of rank r , the **thin singular value decomposition** $A = U \Sigma V^\top$ consists of $U \in \mathbb{R}^{m \times r}$ and $V \in \mathbb{R}^{n \times r}$, both with orthonormal columns, and a diagonal matrix $\Sigma \in \mathbb{R}^{r \times r}$ of the positive singular values of A .) Recalling our application, we note that matching data is an expensive enterprise, and so we wish to solve program (4) using as few samples as possible. For this reason, we are interested in determining how many samples it takes for (4) to well approximate the original program (2). We summarize our study of MCA sample complexity in the remainder of this section.

2.1 Sample complexity of MCA approximation

Given a random $X := [X_1; X_2] \in \mathbb{R}^{d_1} \times \mathbb{R}^{d_2}$, consider the covariances

$$\Sigma_{X_i} := \mathbb{E}(X_i - \mathbb{E}X_i)(X_i - \mathbb{E}X_i)^\top$$

for $i \in \{1, 2\}$. We are interested in minimizing

$$f_X(A) = f_X(A_1, A_2) := \mathbb{E}\|A_1(X_1 - \mathbb{E}X_1) - A_2(X_2 - \mathbb{E}X_2)\|_2^2$$

over the subset of $V := \mathbb{R}^{k \times d_1} \times \mathbb{R}^{k \times d_2}$ defined by

$$S_X := \{(A_1, A_2) \in V : A_i \Sigma_{X_i} A_i^\top = I, \ i \in \{1, 2\}\}.$$

Given n independent instances of X , we may approximate the distribution of X with the uniform distribution over these n independent instances, producing the random vector \hat{X} . Notice that \hat{X}_i has mean $\hat{\mu}_i$ and covariance $\hat{\Sigma}_i$, as defined in (3). We therefore have the following convenient expressions for (2) and (4):

$$(2) = \min_{A \in S_X} f_X(A), \quad (4) = \min_{A \in S_{\hat{X}}} f_{\hat{X}}(A).$$

The following is our first result on MCA sample complexity:

Algorithm 1: Matching component analysis

Data: $\{x_{ij}\}_{j \in [n]}$ in \mathbb{R}^{d_i} for $i \in \{1, 2\}$ and $k \in \mathbb{N}$

Result: $A_i \in \mathbb{R}^{k \times d_i}$ and $b_i \in \mathbb{R}^k$ for $i \in \{1, 2\}$ such that

- (i) $\{A_i x_{ij} + b_i\}_{j \in [n]}$ has zero mean and identity covariance for both $i \in \{1, 2\}$, and
- (ii) $A_1 x_{1j} + b_1 \approx A_2 x_{2j} + b_2$ for every $j \in [n]$.

Step 1: Normalize the data.

for $i \in \{1, 2\}$ **do**

 Put $\bar{x}_i = \frac{1}{n} \sum_{j \in [n]} x_{ij}$, $\Sigma_i = \frac{1}{n} \sum_{j \in [n]} (x_{ij} - \bar{x}_i)(x_{ij} - \bar{x}_i)^\top$, and $r_i = \text{rank } \Sigma_i$.

 Compute thin singular value decomposition $V_i \Lambda_i V_i^\top$ of Σ_i .

 Construct $r_i \times n$ matrix Z_i with j th column given by $\Lambda_i^{-1/2} V_i^\top (x_{ij} - \bar{x}_i)$.

end

Step 2: Solve the projection Procrustes problem.

if $k > \min\{r_1, r_2\}$ **then**

 Return INFEASIBLE

else

 Compute k -truncated singular value decomposition $W_1 \Sigma W_2^\top$ of $Z_1 Z_2^\top$.

 For each $i \in \{1, 2\}$, put $A_i = W_i^\top \Lambda_i^{-1/2} V_i^\top$ and $b_i = -A_i \bar{x}_i$.

end

Theorem 2. Fix $p \in (0, 1]$. There exists $C = C(p) > 0$ such that the following holds: Suppose $\|X - \mathbb{E}X\|_{2,\infty} \leq \beta$ almost surely and $\min_{i \in \{1, 2\}} \lambda_{\min}(\Sigma_{X_i}) \geq \sigma^2 > 0$. Then for every $\epsilon \in (0, 1]$, it holds that

$$\left| \min_{A \in S_{\hat{X}}} f_{\hat{X}}(A) - \min_{A \in S_X} f_X(A) \right| \leq \epsilon \cdot \frac{\beta^2}{\sigma^2}$$

in an event of probability $\geq 1 - p$, provided

$$n \geq C \left((d_1 + d_2) \cdot \frac{k}{\epsilon^2} \log\left(\frac{k}{\epsilon^2}\right) + \left(\frac{\beta}{\epsilon\sigma}\right)^4 \cdot \log(d_1 + d_2) \right).$$

Note that the boundedness assumption $\|X - \mathbb{E}X\|_{2,\infty} \leq \beta$ is reasonable in practice since, for example, black-and-white images have pixel values that range from 0 to 255. Also, we may assume $\lambda_{\min}(\Sigma_{X_i}) > 0$ without loss of generality by restricting \mathbb{R}^{d_i} to the image of Σ_{X_i} if necessary. We prove this theorem in Section 5 using ideas from matrix analysis and high dimensional probability.

2.2 Conditions for exact matching

Next, we consider a family of random vectors that are particularly well suited for matching component analysis. Suppose our probability space $(\Omega, \mathcal{F}, \mathbb{P})$ takes the form $(\mathbb{R}^D, \mathcal{B}, \mathbb{P})$ for some unknown $D \in \mathbb{N}$. We say $X \in \mathbb{R}^d$ is an **affine linear random vector** if there exists $S \in \mathbb{R}^{d \times D}$ and $\mu \in \mathbb{R}^d$ such that $X(\omega) = S\omega + \mu$ for every $\omega \in \mathbb{R}^D$. While every random vector can be viewed as an affine linear random vector over the appropriate probability space,

we will be interested in relating two affine linear random vectors over a common probability space. Since D and \mathbb{P} are both unknown, we may assume without loss of generality that ω has zero mean and identity covariance in \mathbb{R}^D , and so X has mean μ and covariance SS^\top .

Let X_1 and X_2 be affine linear random vectors, and suppose we encounter affine linear functions g_1 and g_2 such that $g_1(X_1) = g_2(X_2)$. Then $g_i(X_i(\omega))$ determines ω up to a coset of some subspace $K \subseteq \mathbb{R}^D$, and the smaller this subspace is, the better we can predict $Y(\omega)$. As one might expect, there is a limit to how small K can be:

Lemma 3. *Suppose $X_i(\omega) = S_i\omega + \mu_i$ for each $i \in \{1, 2\}$. Then $A_1X_1 + b_1 = A_2X_2 + b_2$ implies $A_1S_1 = A_2S_2 =: T$, which in turn implies $\ker T \supseteq \ker S_1 + \ker S_2$.*

Proof. Suppose $A_1X_1 + b_1 = A_2X_2 + b_2$. Since

$$(A_iX_i(\omega) + b_i) - (A_iX_i(0) + b_i) = A_iS_i\omega,$$

it follows that $A_1S_1 = A_2S_2$. For each $i \in \{1, 2\}$, we have $T = A_iS_i$, and so $\ker S_i \subseteq \ker T$. Since $\ker T$ is closed under addition, the result follows. \square

Definition 4. Given $d_1, d_2, n \in \mathbb{N}$, the corresponding **affine linear model** $\text{ALM}(d_1, d_2, n)$ receives a distribution \mathbb{P} over some real vector space \mathbb{R}^D and returns the random function

$$\mathcal{E}_{\mathbb{P}}: (S_1, \mu_1, S_2, \mu_2) \mapsto \{S_i\omega_j + \mu_i\}_{i \in \{1, 2\}, j \in [n]}$$

defined over all $S_i \in \mathbb{R}^{d_i \times D}$ and $\mu_i \in \mathbb{R}^{d_i}$, and with $\{\omega_j\}_{j \in [n]}$ drawn independently with distribution \mathbb{P} . We say $\text{ALM}(d_1, d_2, n)$ is **exactly matchable** if there exists a measurable function

$$\mathcal{D}: \{x_{ij}\}_{i \in \{1, 2\}, j \in [n]} \mapsto (A_1, b_1, A_2, b_2)$$

such that for every $D \in \mathbb{N}$, every continuous probability distribution \mathbb{P} over \mathbb{R}^D , and every input (S_1, μ_1, S_2, μ_2) , the random tuple

$$(A_1, b_1, A_2, b_2) := (\mathcal{D} \circ \mathcal{E}_{\mathbb{P}})(S_1, \mu_1, S_2, \mu_2)$$

almost surely satisfies both

- (i) $A_1(S_1\omega + \mu_1) + b_1 = A_2(S_2\omega + \mu_2) + b_2$ for all $\omega \in \mathbb{R}^D$, and
- (ii) $\ker A_iS_i = \ker S_1 + \ker S_2$.

Our second result on MCA sample complexity provides a sharp phase transition for the affine linear model to be exactly matchable:

Theorem 5.

- (a) *If $n \geq d_1 + d_2 + 1$, then $\text{ALM}(d_1, d_2, n)$ is exactly matchable.*
- (b) *If $n < d_1 + d_2 + 1$, then $\text{ALM}(d_1, d_2, n)$ is not exactly matchable.*

In particular, we use MCA to define a witness \mathcal{D} for Theorem 5(a). We prove this theorem in Section 6 using ideas from matrix analysis and algebraic geometry.

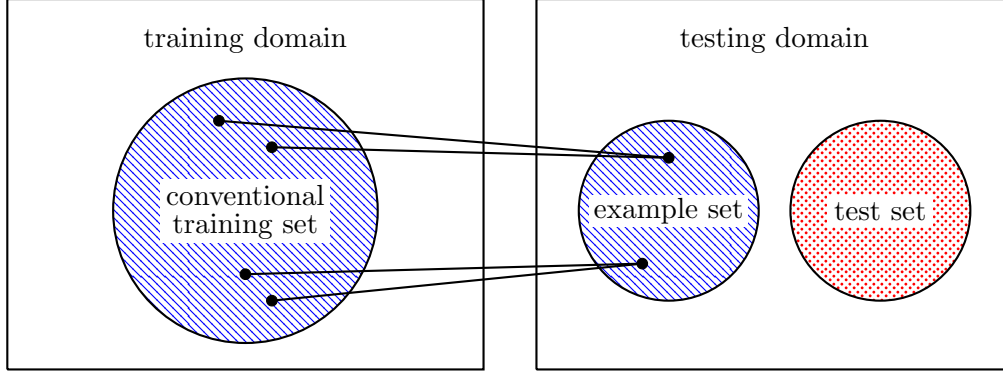


Figure 2: Illustration of experimental setup in Section 3. The goal is to train a classifier on a training set that performs well on a test set. The training set, depicted in blue hatching, consists of both a conventional training set in the training domain and a small example set in the testing domain. The test set, depicted in red dots, is unknown and resides in the testing domain. Importantly, the example set is disjoint from the test set despite both residing in the testing domain. We match each member of the example set to r members of the conventional set to produce a matching set. (In the above illustration, $r = 2$.) This matching set is then processed by MCA to identify mappings that send both the training domain and the testing domain to a common domain.

3 Experiments

In this section, we perform several experiments to evaluate the efficacy of matching component analysis for transfer learning (see Table 1 for a summary). For each experiment, in order to produce a matching set, we take an **example set** of labeled points from the testing domain and match them with members of the conventional training set. (While the example set resides in the testing domain, it is disjoint from the test set in all of our experiments.) Each experiment is described by the following features; see Figure 2 for an illustration.

training domain. Space where the conventional training set resides.

testing domain. Space where the example and test sets reside.

match. Method used to identify a matching set, which is comprised of pairs of points from the conventional training and example sets.

n . Size of example set.

r . Number of points from the conventional training set that are matched to each member of the example set, producing a matching set of size nr . (While our theory assumes $r = 1$, we find that taking $r > 1$ is sometimes helpful in practice.)

k . Parameter selected for matching component analysis.

For each experiment, we run MCA to find affine linear mappings to the common domain \mathbb{R}^k , and then we train a k-nearest neighbor (k-NN) classifier in this domain on the conventional training set, and we test by first mapping the test set into the common domain. For comparison, we consider two different baselines, which we denote by BL1 and BL2. For BL1,

Table 1: Summary of transfer learning experiments

training domain	testing domain	match	n	r	k	BL1	BL2	MCA
MNIST (1st half)	MNIST (2nd half)	ℓ^2	2000	5	30	86%	94%	90%
MNIST (1st half)	MNIST (2nd half)	label	2000	5	30	86%	94%	69%
MNIST (crop)	MNIST (pixelate)	source	20	1	19	18%	23%	83%
MNIST (crop)	MNIST (pixelate)	source	2000	1	50	91%	23%	94%
CF (2 & 5)	MNIST (2 & 5)	ℓ^2	10	100	5	54%	98%	84%
CF (0 & 1)	MNIST (0 & 1)	ℓ^2	10	100	5	55%	100%	100%
CF (4 & 9)	MNIST (4 & 9)	ℓ^2	10	100	5	51%	89%	71%
SAMPLE (sim)	SAMPLE (real)	expert	100	1	99	62%	20%	87%

we train a k-NN classifier on the example set (whose size is only n) and test on the test set. For BL2, we train a k-NN classifier on the conventional training set (which resides in the training domain \mathbb{R}^{d_1}) and test on the test set (which resides in the testing domain \mathbb{R}^{d_2}). This latter baseline is possible whenever $d_1 = d_2$, which occurs in all of our experiments. In order to isolate the performance of MCA in our experiments, we set the number of neighbors to be 10 for all of our k-NN classifiers.

In half of the experiments we consider, we are given a matching set with $r = 1$, and in the other experiments, we are only given an example set. In this latter case, we have the luxury of selecting r , and in both cases, we have the additional luxury of selecting k . We currently do not have a rule of thumb for selecting these parameters, although we observe that overall performance is sensitive to the choice of parameters. See Section 4 for more discussion along these lines.

3.1 Transfer learning from MNIST to MNIST

For our first experiment, we tested the performance of the MCA algorithm in a seemingly trivial case: when the training and testing domains are identical. Of course, the MCA algorithm should not outperform the baseline BL2 in this simple case. However, this setup allows us to isolate the impact of using different matching procedures.

We partitioned the training set of 60,000 MNIST digits into two subsets of equal size. We arbitrarily chose the first 30,000 to represent the training domain, and interpreted the remaining 30,000 points as members of the testing domain. We then matched n of the points from the testing domain with $r = 5$ of their nearest neighbors (in the Euclidean sense) in the training domain with the same label. For a cheaper alternative, we also tried matching with $r = 5$ randomly selected members of the training domain that have the same label.

As expected, MCA does not outperform the classifier trained on the entire training set (BL2). However, with sufficiently many matches, MCA is able to find a low-dimensional embedding of $\mathbb{R}^{28 \times 28}$ that still allows for accurate classification of digits. Judging by the poor performance of the label-based matching, these experiments further illustrate the importance of a thoughtful matching procedure. In general, when label classes exhibit large variance and yet the matching is determined by label information alone, we observe that MCA often fails to identify a common domain that allows for transfer learning.




Figure 3: Transfer learning from cropped MNIST digits to pixelated MNIST digits. We crop each 28×28 MNIST digit to its middle 14×14 portion. We also form a 14×14 pixelated version of each MNIST digit by averaging over 2×2 blocks. For example, **(left)** depicts a 4 from the MNIST test set, while **(middle left)** depicts both cropped and pixelated versions of the same 4. We run MCA with $k = 19$ to identify a common domain. We provide two illustrations of the information captured in the common domain. **(middle right)** For an image in domain $i \in \{1, 2\}$, we apply the MCA-learned affine-linear map g_i to send the image to the common domain, and then apply the pseudoinverse of g_i to return the image back to domain i . **(right)** For an image in domain $i \in \{1, 2\}$, we apply the MCA-learned affine-linear map g_i to send the image to the common domain, and then apply the pseudoinverse of $g_{i'}$ to send the image to the other domain $i' := 3 - i$. The fact that these projections look so similar illustrates that MCA identified well-matched components.

3.2 Transfer learning from cropped MNIST to pixelated MNIST

Our second experiment replicates the affine linear setup from Subsection 2.2. Here, we view the MNIST dataset as a subset M of a probability space $\Omega = \mathbb{R}^{28 \times 28}$ with \mathbb{P} distributed uniformly over M . Next, we linearly transform the MNIST dataset by applying two different maps $\omega \mapsto X_i(\omega)$. In particular, $X_1(\cdot)$ crops a given 28×28 image to the middle 14×14 portion, while $X_2(\cdot)$ forms a 14×14 pixelated version of the original image by averaging over each 2×2 block; see Figure 3 for an illustration. We interpret the cropped images $\{X_1(\omega)\}_{\omega \in M}$ as belonging to the training domain and the pixelated images $\{X_2(\omega)\}_{\omega \in M}$ to the testing domain. Notice that this setup delivers a natural matching between members of both domains, i.e., $X_1(\omega)$ is matched with $X_2(\omega)$ for every $\omega \in M$; as such, $r = 1$. We evaluate the performance of MCA against the baselines with both $n = 20$ and $n = 2000$. These experiments are noteworthy because MCA beats both baselines for both small and large values of n . We credit this behavior to the affine linear setup, since in general, we find that MCA beats BL1 only when n is small. See Figure 3 for a visualization of the information captured in the common domain.

3.3 Transfer learning from computer fonts to MNIST

For this experiment, we attempted transfer learning from the computer font (CF) digits provided in [1] to MNIST digits. While the MNIST digits are 28×28 , the CF digits are 64×64 . In order to put both into a common domain, we resized both datasets to be 16×16 ; see Figure 4 for an illustration. Interestingly, resizing MNIST in this way makes BL1 succeed

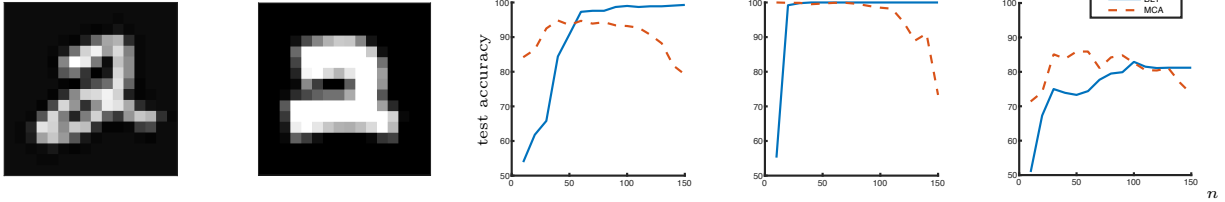


Figure 4: Transfer learning from computer font digits [1] to MNIST digits. We train binary classifiers for 2 vs. 5, 0 vs. 1, and 4 vs. 9. In each setting, select $n \in [10 : 10 : 150]$, and draw n MNIST digits at random. For each of these digits, find the $r = 100$ closest computer font digits in the Euclidean distance. An example of a match is depicted in **(left)** and **(middle left)**. As a baseline, we train a k-NN classifier on the MNIST portion of the matching set. We also run MCA on the matching set with $k = 5$, and then train a k-NN classifier on the common domain. The accuracy of these classifiers on the test set is depicted in **(middle)** for 2 vs. 5, in **(middle right)** for 0 vs. 1, and in **(right)** for 4 vs. 9.

with even modest values of n . In order to make MCA competitive, we decided to focus on binary classification tasks, specifically, classifying 2 vs. 5, 0 vs. 1, and 4 vs. 9. To identify a matching between CF and MNIST digits, we looked for $r = 100$ CF digits that were closest to each of the n MNIST digits in the Euclidean distance. (For runtime considerations, we first selected 5,000 out of the 56,443 computer fonts that tended to be close to MNIST digits, and then limited our search to digits in these fonts.) Since we used the Euclidean distance for matching, it comes as no surprise that BL2 outperforms MCA. While Table 1 details the $n = 10$ case, Figure 4 illustrates performance for each $n \in [10 : 10 : 150]$. Surprisingly, the performance of MCA drops for larger values of n . We discuss this further in Section 4.

3.4 Transfer learning with the SAMPLE dataset

Finally, we consider transfer learning with the Synthetic and Measured Paired and Labeled (SAMPLE) database of computer-simulated and real-world SAR images [13]. The publicly-available SAMPLE database consists of 1366 paired images of 10 different vehicles, each pair consisting of a real-world SAR image and a corresponding computer-simulated SAR image; see Figure 5 for an illustration.

In this experiment, the training domain corresponds to simulated data, and the testing domain corresponds to real-world data. The training set consists of 80% of the simulated set of SAMPLE images, $n = 100$ of which are matched with corresponding real-world data. The test set consists of the real-world data corresponding to the withheld 20% of simulated training set. In this case, MCA substantially out-performs both BL1 and BL2; see Figure 5 for a depiction of the normalized confusion matrices in these cases. We note that BL2 is similar to the SAR classification challenge problem outlined in [13] and [20], where a small convolutional neural network (CNN) achieved 24% accuracy, and a densely connected CNN achieved 55% accuracy. Impressively, by mapping to the common domain identified by MCA, we can simply use a k-NN classifier and increase performance to 87%.




Figure 5: Transfer learning with the SAMPLE database of computer-simulated and real-world SAR images [13]. The SAMPLE database consists of 1366 paired images of 10 different vehicles, each pair consisting of a real-world SAR image and a corresponding computer-simulated SAR image. For example, **(left)** is a real-world SAR image of an M548 tracked cargo carrier, while **(middle left)** is a corresponding computer-simulated SAR image that was developed with the help of a CAD model of the M548. Our goal is to use 80% (1092) of the computer-simulated images, 100 of which are paired with corresponding real-world images, to train a classifier that performs well on a test set comprised of the other 20% (274) of real-world images. **(middle)** For a first baseline, we train a k-NN classifier on the 100 real-world images. We depict the resulting normalized confusion matrix over the test set. For this baseline, 62% of the test set is classified correctly. **(middle right)** For a second baseline, we train a k-NN classifier on the 1092 computer-simulated images. In this case, the classifier labels most images as the third vehicle type, namely, the BTR-70 armored personnel carrier. Only 20% of the test set is classified correctly. **(right)** Finally, we run matching component analysis (Algorithm 1) with $k = 99$ on the 100 paired images to identify a common domain, and then we train a k-NN classifier on the 1092 computer-simulated images in this common domain. For this alternative, 87% of the test set is classified correctly in the common domain.

4 Discussion

This paper introduced matching component analysis (MCA, Algorithm 1) as a method for identifying features in data that are appropriate for transfer learning. In this section, we reflect on our observations and identify various opportunities for future work.

The theory developed in this paper concerned the sample complexity of MCA. The fundamental question to answer is

How large of a matching set is required to perform high-accuracy transfer learning?

In order to isolate the performance of MCA, our theory does not rely on the choice of the classifier, and because of this, our sample complexity results rely on different proxies for success. Overall, a different approach is needed to answer the above question.

Like many algorithms in machine learning, MCA requires the user to select a parameter, namely, k . We currently do not have a rule of thumb for selecting this parameter. Also, one should expect that a larger matching set will only help with transfer learning, but some of our experiments seem to suggest that MCA behaves *worse* given more matches (see Figure 4, for example). While we do not understand this behavior, one can get around this by partitioning the matching set into batches, training a weak classifier on each batch, and then boosting. The drop in performance might reflect the fact that MCA is oblivious to the data labels, suggesting a label-aware alternative (cf. PCA vs. SqueezeFit [15]). The performance drop might also reflect our choice of affine linear maps and Euclidean distances, suggesting alternatives involving non-linear maps and other distances.

As one would expect, transfer learning is more difficult when the matching set is poorly matched. Indeed, we observed this when transfer learning from MNIST to MNIST using two different matching techniques. In practice, it is expensive to find a good matching

set. For example, for the SAMPLE dataset [13], it took two years of technical expertise to generate accurate computer-simulated matches. In general, one might attempt to automate the matching process with an algorithm such as GHMatch [25], but we find that runtimes are slow for even moderately large datasets; e.g., it takes several minutes to match datasets with more than 50 points. Overall, finding a matching set appears to be a bottleneck, akin to finding labels for a training set. As an alternative, it would be interesting to instead develop theory that allows for transfer learning given non-matched data in both domains without having to first match the data.

5 Proof of Theorem 2

It is convenient to define the diagonal operator

$$D := \begin{bmatrix} I_{d_1} & 0 \\ 0 & -I_{d_2} \end{bmatrix}$$

so that our objective function takes the form

$$f_X(A) = f_X(A_1, A_2) := \mathbb{E} \|A_1(X_1 - \mathbb{E}X_1) - A_2(X_2 - \mathbb{E}X_2)\|_2^2 = \mathbb{E} \|AD(X - \mathbb{E}X)\|_2^2.$$

In what follows, we let $\|\cdot\|_V$ denote the norm on V defined by

$$\|(A_1, A_2)\|_V := \max\{\|A_1\|_{2 \rightarrow 2}, \|A_2\|_{2 \rightarrow 2}\}.$$

This determines a Hausdorff distance dist between nonempty subsets of V . Throughout, we denote $T_\alpha := \{A \in V : \|A\|_V \leq \alpha\}$. Our approach is summarized in the following lemma:

Lemma 6. *Let $X, Y \in \mathbb{R}^{d_1} \times \mathbb{R}^{d_2}$ be random vectors such that*

- (i) $\text{dist}(S_X, S_Y) \leq \epsilon_1$,
- (ii) $f_X, f_Y : (S_X \cup S_Y, \|\cdot\|_V) \rightarrow \mathbb{R}$ are both L -Lipschitz, and
- (iii) $|f_X(A) - f_Y(A)| \leq \epsilon_2$ for every $A \in S_X \cup S_Y$.

Then $\left| \min_{A \in S_X} f_X(A) - \min_{A \in S_Y} f_Y(A) \right| \leq L\epsilon_1 + \epsilon_2$.

Proof. Without loss of generality, it holds that $\min_{A \in S_X} f_X(A) \geq \min_{A \in S_Y} f_Y(A)$. Let A^* denote an optimizer for f_Y . By (i), there exists $B \in S_X$ such that $\|B - A^*\|_V \leq \epsilon_1$, and then by (ii), it holds that $f_X(B) \leq f_X(A^*) + L\epsilon_1$. As such,

$$\left| \min_{A \in S_X} f_X(A) - \min_{A \in S_Y} f_Y(A) \right| \leq f_X(B) - f_Y(A^*) \leq L\epsilon_1 + f_X(A^*) - f_Y(A^*) \leq L\epsilon_1 + \epsilon_2,$$

where the last step applies (iii). □

As such, it suffices to show that \hat{X} and X satisfy Lemma 6(i)–(iii). In order to verify Lemma 6(i), it is helpful to have a bound on the members of S_X :

Lemma 7. Suppose $\Sigma \succ 0$. If $A\Sigma A^\top = I$, then $\|A\|_{2 \rightarrow 2}^2 \leq \lambda_{\min}(\Sigma)^{-1}$.

Proof. First, we observe that

$$1 = \|I\|_{2 \rightarrow 2} = \|A\Sigma A^\top\|_{2 \rightarrow 2} = \|\Sigma^{1/2} A^\top\|_{2 \rightarrow 2}^2.$$

Next, select a unit vector x such that $\|A^\top x\|_2 = \|A\|_{2 \rightarrow 2}$. Then

$$\|\Sigma^{1/2} A^\top\|_{2 \rightarrow 2} \geq \|\Sigma^{1/2} A^\top x\|_2 \geq \lambda_{\min}(\Sigma^{1/2}) \cdot \|A^\top x\|_2 = \lambda_{\min}(\Sigma^{1/2}) \cdot \|A\|_{2 \rightarrow 2}.$$

The result then follows by combining and rearranging the above estimates. \square

Lemma 8. Suppose $\Sigma_{X_i}, \Sigma_{Y_i} \succ 0$ for both $i \in \{1, 2\}$. Then

$$\text{dist}(S_X, S_Y)^2 \leq \max_{i \in \{1, 2\}} \frac{\|\Sigma_{X_i} - \Sigma_{Y_i}\|_{2 \rightarrow 2}}{\lambda_{\min}(\Sigma_{X_i}) \cdot \lambda_{\min}(\Sigma_{Y_i})}.$$

Proof. Define the function $g_{XY}: V \rightarrow V$ by

$$g_{XY}(A_1, A_2) := (A_1 \Sigma_{X_1}^{1/2} \Sigma_{Y_1}^{-1/2}, A_2 \Sigma_{X_2}^{1/2} \Sigma_{Y_2}^{-1/2}).$$

Observe that g_{XY} maps every point $(A_1, A_2) \in S_X$ to a point in S_Y :

$$(A_i \Sigma_{X_i}^{1/2} \Sigma_{Y_i}^{-1/2}) \Sigma_{Y_i} (A_i \Sigma_{X_i}^{1/2} \Sigma_{Y_i}^{-1/2})^\top = A_i \Sigma_{X_i} A_i^\top = I.$$

Furthermore, for every $(A_1, A_2) \in S_X$, we may apply sub-multiplicativity, Lemma 7, and then Theorem X.1.1 in [2] to obtain

$$\begin{aligned} \|A_i \Sigma_{X_i}^{1/2} \Sigma_{Y_i}^{-1/2} - A_i\|_{2 \rightarrow 2}^2 &= \|A_i (\Sigma_{X_i}^{1/2} - \Sigma_{Y_i}^{1/2}) \Sigma_{Y_i}^{-1/2}\|_{2 \rightarrow 2}^2 \\ &\leq \|A_i\|_{2 \rightarrow 2}^2 \cdot \|\Sigma_{X_i}^{1/2} - \Sigma_{Y_i}^{1/2}\|_{2 \rightarrow 2}^2 \cdot \|\Sigma_{Y_i}^{-1/2}\|_{2 \rightarrow 2}^2 \\ &\leq \frac{\|\Sigma_{X_i}^{1/2} - \Sigma_{Y_i}^{1/2}\|_{2 \rightarrow 2}^2}{\lambda_{\min}(\Sigma_{X_i}) \cdot \lambda_{\min}(\Sigma_{Y_i})} \leq \frac{\|\Sigma_{X_i} - \Sigma_{Y_i}\|_{2 \rightarrow 2}}{\lambda_{\min}(\Sigma_{X_i}) \cdot \lambda_{\min}(\Sigma_{Y_i})}. \end{aligned}$$

Maximizing over $i \in \{1, 2\}$ produces an upper bound on $\sup_{A \in S_X} \|g_{XY}(A) - A\|_V^2$. By symmetry, the same bound holds for $\sup_{A \in S_Y} \|g_{YX}(A) - A\|_V^2$, implying the result. \square

Overall, for Lemma 6(i), it suffices to have spectral control over the covariance. In the special case where $Y = \hat{X}$, we will accomplish this with the help of Matrix Hoeffding [14]. Before doing so, we consider Lemma 6(ii):

Lemma 9. For every $A \in V$, it holds that $\|A\|_{2 \rightarrow 2} \leq \sqrt{2} \cdot \|A\|_V$.

Proof. Select a unit vector $x = [x_1; x_2]$ such that $\|A\|_{2 \rightarrow 2} = \|Ax\|_2$. Then the triangle and Cauchy-Schwarz inequalities together give

$$\begin{aligned} \|A\|_{2 \rightarrow 2} &= \|A_1 x_1 + A_2 x_2\|_2 \leq \|A_1\|_{2 \rightarrow 2} \|x_1\|_2 + \|A_2\|_{2 \rightarrow 2} \|x_2\|_2 \\ &\leq \left(\|A_1\|_{2 \rightarrow 2}^2 + \|A_2\|_{2 \rightarrow 2}^2 \right)^{1/2} \left(\|x_1\|_2^2 + \|x_2\|_2^2 \right)^{1/2} \\ &\leq \sqrt{2} \cdot \max_{i \in \{1, 2\}} \|A_i\|_{2 \rightarrow 2} = \sqrt{2} \cdot \|A\|_V. \end{aligned} \quad \square$$

Lemma 10. Suppose $\|X - \mathbb{E}X\|_{2,\infty} \leq \beta$ almost surely. Then $f_X: (T_\alpha, \|\cdot\|_V) \rightarrow \mathbb{R}$ is $8\alpha\beta^2$ -Lipschitz.

Proof. Put $Z := X - \mathbb{E}X$ so that $f_X(A) = \mathbb{E}\|ADZ\|_2^2$, and select any $A, B \in T_\alpha$. Then

$$\begin{aligned} |f_X(A) - f_X(B)| &= |\mathbb{E}\|ADZ\|_2^2 - \mathbb{E}\|BDZ\|_2^2| \\ &\leq \mathbb{E}|\|ADZ\|_2^2 - \|BDZ\|_2^2| \\ &= \mathbb{E}\left[(\|ADZ\|_2 + \|BDZ\|_2) \cdot \left|\|ADZ\|_2 - \|BDZ\|_2\right|\right]. \end{aligned}$$

To proceed, we bound each of the factors in the right-hand side. First,

$$\|ADZ\|_2 = \|A_1Z_1 - A_2Z_2\|_2 \leq \|A_1\|_{2 \rightarrow 2}\|Z_1\|_2 + \|A_2\|_{2 \rightarrow 2}\|Z_2\|_2 \leq 2\alpha\beta$$

almost surely. Similarly, $\|BDZ\|_2 \leq 2\alpha\beta$ almost surely. Next,

$$\left|\|ADZ\|_2 - \|BDZ\|_2\right| \leq \|ADZ - BDZ\|_2 \leq \|A - B\|_{2 \rightarrow 2} \cdot \|Z\|_2 \leq 2\beta \cdot \|A - B\|_V$$

almost surely, where the last step follows from Lemma 9. Combining these estimates then gives the result. \square

Our approach for demonstrating Lemma 6(iii) is an net-based argument that is specialized to the case where $Y = \hat{X}$. Our choice of net is a modification of what is used to estimate the spectral norm of subgaussian matrices:

Lemma 11. Fix $\alpha, \eta > 0$. There exists $N \subseteq T_{\alpha+\eta}$ such that

(i) for every $x \in T_\alpha$, there exists $y \in N$ such that $\|x - y\|_V \leq \eta$, and

(ii) $|N| \leq (1 + \frac{2\sqrt{2k}\alpha}{\eta})^{k(d_1+d_2)}$.

Proof. We will construct N by first identifying an η -net N_η for the Frobenius ball B of radius $\sqrt{2k}\alpha$, and then taking $N := N_\eta \cap T_{\alpha+\eta}$. Indeed, Lemma 9 implies

$$\|A\|_F \leq \sqrt{k} \cdot \|A\|_{2 \rightarrow 2} \leq \sqrt{2k} \cdot \|A\|_V,$$

and so $T_\alpha \subseteq B$. As such, for every $x \in T_\alpha \subseteq B$, there exists $y \in N_\eta$ such that

$$\|x - y\|_V \leq \|x - y\|_{2 \rightarrow 2} \leq \|x - y\|_F \leq \eta.$$

Furthermore, this choice of y necessarily resides in $T_{\alpha+\eta}$:

$$\|y\|_V = \|x - x + y\|_V \leq \|x\|_V + \|x - y\|_V \leq \alpha + \eta.$$

As such, $N = N_\eta \cap T_{\alpha+\eta}$ satisfies (i). A standard volume comparison argument (see Proposition 4.2.12 in [24], for example) gives that N_η satisfies the bound in (ii), and we are done by observing that $|N| \leq |N_\eta|$. \square

The remainder of our proof is specialized to the case where $Y = \hat{X}$, and throughout, we make use of the following extensions to Hoeffding's inequality:

Proposition 12 (Matrix Hoeffding [14]). *Suppose $\{X_j\}_{j \in [n]}$ are independent copies of a random symmetric matrix $X \in \mathbb{R}^{d \times d}$ such that $\mathbb{E}X = 0$ and $\|X\|_{2 \rightarrow 2} \leq b$ almost surely. Then for every $t \geq 0$, it holds that*

$$\mathbb{P}\left\{\left\|\frac{1}{n} \sum_{j \in [n]} X_j\right\|_{2 \rightarrow 2} \geq t\right\} \leq 2d \cdot e^{-nt^2/(2b^2)}.$$

Proposition 13 (Vector Hoeffding). *Suppose $\{X_j\}_{j \in [n]}$ are independent copies of a random vector $X \in \mathbb{R}^d$ such that $\|X\|_2 \leq b$ almost surely. Then for every $t \geq 0$, it holds that*

$$\mathbb{P}\left\{\left\|\frac{1}{n} \sum_{j \in [n]} X_j\right\|_2 \geq t\right\} \leq 2(d+1) \cdot e^{-nt^2/(2b^2)}.$$

Proof. Following Section 2.1.16 in [22], for each column vector $v \in \mathbb{R}^d$, we consider the symmetric matrix

$$M(v) := \begin{bmatrix} 0 & v^\top \\ v & 0 \end{bmatrix}.$$

Then since

$$M(v)^2 = \begin{bmatrix} \|v\|_2^2 & 0^\top \\ 0 & vv^\top \end{bmatrix},$$

it holds that $\|M(v)\|_{2 \rightarrow 2}^2 = \|M(v)^2\|_{2 \rightarrow 2} = \|v\|_2^2$. Linearity then gives

$$\left\|\frac{1}{n} \sum_{j \in [n]} X_j\right\|_2 = \left\|M\left(\frac{1}{n} \sum_{j \in [n]} X_j\right)\right\|_{2 \rightarrow 2} = \left\|\frac{1}{n} \sum_{j \in [n]} M(X_j)\right\|_{2 \rightarrow 2}.$$

By assumption, $\|M(X)\|_{2 \rightarrow 2} = \|X\|_2 \leq b$ almost surely, and so Matrix Hoeffding implies

$$\mathbb{P}\left\{\left\|\frac{1}{n} \sum_{j \in [n]} X_j\right\|_2 \geq t\right\} = \mathbb{P}\left\{\left\|\frac{1}{n} \sum_{j \in [n]} M(X_j)\right\|_{2 \rightarrow 2} \geq t\right\} \leq 2(d+1) \cdot e^{-nt^2/(2b^2)}. \quad \square$$

For the remainder of this section, we make the following assumptions without mention: $X = [X_1; X_2]$ is a random vector in $\mathbb{R}^{d_1} \times \mathbb{R}^{d_2}$ with mean $\mu = [\mu_1; \mu_2]$, and \hat{X} is a random vector with mean $\hat{\mu} = [\hat{\mu}_1; \hat{\mu}_2]$ that is distributed uniformly over independent realizations $\{X_j = [X_{1j}; X_{2j}]\}_{j \in [n]}$ of X . It will always be clear from context whether X_1 refers to the first component of X or the first independent copy of X . We first tackle Lemma 6(i) with the help of Lemma 8:

Lemma 14. *Suppose $\|X - \mu\|_{2, \infty} \leq \beta$ almost surely. Then for every $\delta \geq 0$, it holds that*

$$\max_{i \in \{1, 2\}} \|\Sigma_{\hat{X}_i} - \Sigma_{X_i}\|_{2 \rightarrow 2} \leq \delta \quad w.p. \geq 1 - 8(d_1 + d_2) \cdot e^{-\frac{n}{2} \cdot f(\frac{\delta}{2\beta^2})},$$

where $f(z) := \min(z, z^2)$.

Proof. Add zero and expand to obtain

$$\begin{aligned}
\Sigma_{\hat{X}_i} &= \frac{1}{n} \sum_{j \in [n]} (X_{ij} - \hat{\mu}_i)(X_{ij} - \hat{\mu}_i)^\top \\
&= \frac{1}{n} \sum_{j \in [n]} \left((X_{ij} - \mu_i) - (\hat{\mu}_i - \mu_i) \right) \left((X_{ij} - \mu_i) - (\hat{\mu}_i - \mu_i) \right)^\top \\
&= \frac{1}{n} \sum_{j \in [n]} (X_{ij} - \mu_i)(X_{ij} - \mu_i)^\top - (\hat{\mu}_i - \mu_i)(\hat{\mu}_i - \mu_i)^\top.
\end{aligned}$$

The triangle inequality then gives

$$\|\Sigma_{\hat{X}_i} - \Sigma_{X_i}\|_{2 \rightarrow 2} \leq \left\| \frac{1}{n} \sum_{j \in [n]} \left((X_{ij} - \mu_i)(X_{ij} - \mu_i)^\top - \Sigma_{X_i} \right) \right\|_{2 \rightarrow 2} + \left\| \frac{1}{n} \sum_{j \in [n]} (X_{ij} - \mu_i) \right\|_2^2.$$

For the first term, note that $\|A - B\|_{2 \rightarrow 2} \leq \max\{\|A\|_{2 \rightarrow 2}, \|B\|_{2 \rightarrow 2}\}$ when $A, B \succeq 0$, and so

$$\left\| (X_{ij} - \mu_i)(X_{ij} - \mu_i)^\top - \Sigma_{X_i} \right\|_{2 \rightarrow 2} \leq \max \left\{ \|X_{ij} - \mu_i\|_2^2, \|\Sigma_{X_i}\|_{2 \rightarrow 2} \right\} \leq \beta^2$$

almost surely. Matrix Hoeffding then gives

$$\left\| \frac{1}{n} \sum_{j \in [n]} \left((X_{ij} - \mu_i)(X_{ij} - \mu_i)^\top - \Sigma_{X_i} \right) \right\|_{2 \rightarrow 2} \leq \delta_1 \quad \text{w.p.} \quad \geq 1 - 2d_i \cdot e^{-n\delta_1^2/(2\beta^4)}.$$

Next, we bound the second term by Vector Hoeffding:

$$\left\| \frac{1}{n} \sum_{j \in [n]} (X_{ij} - \mu_i) \right\|_2 \leq \delta_2 \quad \text{w.p.} \quad \geq 1 - 2(d_i + 1) \cdot e^{-n\delta_2^2/(2\beta^2)}.$$

The result follows by setting $\delta_1 = \delta_2^2 = \delta/2$ and applying the union bound. \square

In our case, Lemma 6(ii) is immediate from Lemma 10. For Lemma 6(iii), our net-based argument requires a pointwise estimate:

Lemma 15. *Suppose $\|X - \mu\|_{2,\infty} \leq \beta$ almost surely, and fix $A \in T_\alpha$. Then for every $\delta \geq 0$, it holds that*

$$|f_{\hat{X}}(A) - f_X(A)| \leq \delta \quad \text{w.p.} \quad \geq 1 - 4(d_1 + d_2) \cdot e^{-\frac{n}{2} \cdot f(\frac{\delta}{8\alpha^2\beta^2})},$$

where $f(z) := \min(z, z^2)$.

Proof. First, add zero and expand the square to get

$$\begin{aligned}
f_{\hat{X}}(A) &= \mathbb{E} \|AD(\hat{X} - \hat{\mu})\|_2^2 = \mathbb{E} \|AD(\hat{X} - \mu) - AD(\hat{\mu} - \mu)\|_2^2 \\
&= \mathbb{E} \left(\|AD(\hat{X} - \mu)\|_2^2 - 2\langle AD(\hat{X} - \mu), AD(\hat{\mu} - \mu) \rangle + \|AD(\hat{\mu} - \mu)\|_2^2 \right) \\
&= \mathbb{E} \|AD(\hat{X} - \mu)\|_2^2 - \|AD(\hat{\mu} - \mu)\|_2^2.
\end{aligned}$$

Next, put $Z_j := X_j - \mu$. Then the triangle inequality and Lemma 9 together give

$$\begin{aligned} |f_{\hat{X}}(A) - f_X(A)| &= \left| \mathbb{E} \|AD(\hat{X} - \mu)\|_2^2 - \mathbb{E} \|AD(\hat{\mu} - \mu)\|_2^2 - \mathbb{E} \|AD(X - \mu)\|_2^2 \right| \\ &\leq \left| \mathbb{E} \|AD(\hat{X} - \mu)\|_2^2 - \mathbb{E} \|AD(X - \mu)\|_2^2 \right| + 2\alpha^2 \cdot \|\hat{\mu} - \mu\|_2^2 \\ &= \left| \frac{1}{n} \sum_{j \in [n]} \left(\|ADZ_j\|_2^2 - \mathbb{E} \|ADZ\|_2^2 \right) \right| + 2\alpha^2 \cdot \left\| \frac{1}{n} \sum_{j \in [n]} Z_j \right\|_2^2. \end{aligned}$$

We will bound both terms above in a high-probability event by passing to (Vector) Hoeffding. First, $0 \leq \|ADZ_j\|_2^2 \leq \|A\|_{2 \rightarrow 2}^2 \|Z_j\|_2^2 \leq 4\alpha^2 \beta^2$ almost surely, and so

$$\left| \|ADZ_j\|_2^2 - \mathbb{E} \|ADZ\|_2^2 \right| \leq 4\alpha^2 \beta^2$$

almost surely. As such, Hoeffding implies

$$\left| \frac{1}{n} \sum_{j \in [n]} \left(\|ADZ_j\|_2^2 - \mathbb{E} \|ADZ\|_2^2 \right) \right| \leq \delta_1 \quad \text{w.p.} \quad \geq 1 - 2e^{-n\delta_1^2/(32\alpha^4\beta^4)}.$$

Similarly, since $\|Z_j\|_2 \leq \sqrt{2} \cdot \beta$ almost surely, Vector Hoeffding implies

$$\left\| \frac{1}{n} \sum_{j \in [n]} Z_j \right\|_2 \leq \delta_2 \quad \text{w.p.} \quad \geq 1 - 2(d_1 + d_2 + 1) \cdot e^{-n\delta_2^2/(4\beta^2)}.$$

The result then follows by setting $\delta_1 = 2\alpha^2\delta_2^2 = \delta/2$ and applying the union bound. \square

We are now ready to prove Theorem 2. What follows is a more explicit theorem statement. (Note: We did not optimize the constants in this statement.)

Theorem 16. *Suppose $\|X - \mu\|_{2,\infty} \leq \beta$ almost surely and $\min_{i \in \{1,2\}} \lambda_{\min}(\Sigma_{X_i}) \geq \sigma^2 > 0$. Fix any $\epsilon \in (0, 2^5]$. Then*

$$\left| \min_{A \in S_{\hat{X}}} f_{\hat{X}}(A) - \min_{A \in S_X} f_X(A) \right| \leq \epsilon \cdot \frac{\beta^2}{\sigma^2}$$

in an event of probability $\geq 1 - p$, provided

$$n \geq \max \left\{ \frac{2^{15}}{\epsilon^2} \left(k(d_1 + d_2) \log\left(\frac{2^{22}k}{\epsilon^2}\right) + \log\left(\frac{2}{p}\right) \right), \frac{2^{25}}{\epsilon^4} \left(\frac{\beta}{\sigma}\right)^4 \left(\log(2^3(d_1 + d_2)) + \log\left(\frac{2}{p}\right) \right) \right\}.$$

Proof. Let $N_{\alpha,\eta}$ denote the net described in Lemma 11, and let $\mathcal{E}_{\delta,\alpha,\eta,\gamma}$ denote the event

$$\left\{ \max_{i \in \{1,2\}} \|\Sigma_{\hat{X}_i} - \Sigma_{X_i}\|_{2 \rightarrow 2} \leq \delta \quad \text{and} \quad \max_{A \in N_{\alpha,\eta}} |f_{\hat{X}}(A) - f_X(A)| + 16(\alpha + \eta)\beta^2\eta \leq \gamma \right\}.$$

Let $\xi \in [0, 1]$ be arbitrary (to be selected later), and put $\delta := \xi^2\sigma^2/2$ and $\alpha := 2/\sigma$. Then the first part of $\mathcal{E}_{\delta,\alpha,\eta,\gamma}$ together with Weyl's inequality gives

$$\lambda_{\min}(\Sigma_{\hat{X}_i}) = \lambda_{\min}(\Sigma_{X_i} + \Sigma_{\hat{X}_i} - \Sigma_{X_i}) \geq \lambda_{\min}(\Sigma_{X_i}) - \|\Sigma_{\hat{X}_i} - \Sigma_{X_i}\|_{2 \rightarrow 2} \geq \sigma^2 - \delta \geq \frac{\sigma^2}{2}$$

for each $i \in \{1, 2\}$, where the last step uses the fact that $\xi \leq 1$. Lemma 8 then gives

$$(i) \quad \text{dist}(S_{\hat{X}}, S_X) \leq \left(\frac{\delta}{\sigma^2 \cdot (\sigma^2/2)}\right)^{1/2} = \frac{\xi}{\sigma}.$$

In addition, by Lemma 7, every $A \in S_{\hat{X}} \cup S_X$ satisfies $\|A\|_V \leq \sqrt{2}/\sigma \leq \alpha$, and so we have $S_{\hat{X}} \cup S_X \subseteq T_\alpha$. Lemma 10 then implies

$$(ii) \quad f_{\hat{X}}, f_X: (S_{\hat{X}} \cup S_X, \|\cdot\|_V) \rightarrow \mathbb{R} \text{ are both } 8\alpha\beta^2\text{-Lipschitz.}$$

Taking $f(A) := |f_{\hat{X}}(A) - f_X(A)|$, then Lemma 10 also implies that $f: (T_{\alpha+\eta}, \|\cdot\|_V) \rightarrow \mathbb{R}$ is $16(\alpha + \eta)\beta^2$ -Lipschitz. This together with the second part of $\mathcal{E}_{\delta, \alpha, \eta, \gamma}$ then gives

$$(iii) \quad |f_{\hat{X}}(A) - f_X(A)| \leq \gamma \text{ for every } A \in S_X \cup S_Y.$$

Now that we have (i)–(iii), we may conclude by Lemma 6 that

$$\left| \min_{A \in S_{\hat{X}}} f_{\hat{X}}(A) - \min_{A \in S_X} f_X(A) \right| \leq \frac{16\xi\beta^2}{\sigma^2} + \gamma$$

over the event $\mathcal{E}_{\delta, \alpha, \eta, \gamma}$. At this point, we select $\xi := 2^{-5}\epsilon$ so that $\delta = 2^{-11}\epsilon^2\sigma^2$, and we select $\eta := 2^{-8}\epsilon\sigma^{-1}$ and $\gamma := 2^{-1}\epsilon\beta^2\sigma^{-2}$ so that the right-hand side above equals $\epsilon\beta^2\sigma^{-2}$. Then since $\epsilon \leq 2^5$ and $\beta \geq \sigma$, the union bound together with Lemmas 14, 11, and 15 gives

$$\begin{aligned} & \mathbb{P}[(\mathcal{E}_{\delta, \alpha, \eta, \gamma})^c] \\ & \leq 8(d_1 + d_2) \cdot e^{-\frac{n}{2} \cdot (2^{-12}\epsilon^2\sigma^2\beta^{-2})^2} + (1 + 2^{10}\sqrt{2k}\epsilon^{-1})^{k(d_1+d_2)} \cdot 4(d_1 + d_2) \cdot e^{-\frac{n}{2} \cdot (2^{-7}\epsilon)^2} \\ & \leq \exp \left[\log(2^3(d_1 + d_2)) - n \cdot 2^{-25}(\epsilon\sigma\beta^{-1})^4 \right] + \exp \left[k(d_1 + d_2) \log(2^{22}k\epsilon^{-2}) - n \cdot 2^{-15}\epsilon^2 \right], \end{aligned}$$

and each term of the final sum is smaller than $p/2$ by our choice of n . \square

6 Proof of Theorem 5

The following lemma will help us prove both parts of the result:

Lemma 17. *Suppose A_1, A_2, S_1, S_2 are real matrices such that*

$$A_1 S_1 = A_2 S_2 \quad \text{and} \quad \text{im } A_i^\top \subseteq \text{im } S_i, \quad i \in \{1, 2\}.$$

Then $\ker A_i S_i = \ker S_1 + \ker S_2$ if and only if

$$\ker[A_1, -A_2] = \text{im}[S_1; S_2] + (\ker S_1^\top \oplus \ker S_2^\top). \quad (7)$$

Proof. Let d_i and r_i denote the number of rows and the rank of S_i , respectively. Let V_i denote a $d_i \times r_i$ matrix whose columns form an orthonormal basis for $\text{im } S_i$. We first claim that (7) holds if and only if $\ker[A_1 V_1, -A_2 V_2] = \text{im}[V_1^\top S_1; V_2^\top S_2]$. To see (\Rightarrow) , note that

$$\begin{aligned} \ker[A_1 V_1, -A_2 V_2] &= \begin{bmatrix} V_1^\top & 0 \\ 0 & V_2^\top \end{bmatrix} \left(\ker[A_1, -A_2] \cap (\text{im } S_1 \oplus \text{im } S_2) \right) \\ &= \begin{bmatrix} V_1^\top & 0 \\ 0 & V_2^\top \end{bmatrix} \text{im}[S_1; S_2] \\ &= \text{im}[V_1^\top S_1; V_2^\top S_2]. \end{aligned}$$

For (\Leftarrow) , observe that since $\text{im } A_i^\top \subseteq \text{im } S_i$, it holds that $A_i = A_i V_i V_i^\top$, and so

$$\begin{aligned} \ker[A_1, -A_2] &= \ker[A_1 V_1 V_1^\top, -A_2 V_2 V_2^\top] \\ &= \begin{bmatrix} V_1 & 0 \\ 0 & V_2 \end{bmatrix} \ker[A_1 V_1, -A_2 V_2] + \left((\text{im } V_1)^\perp \oplus (\text{im } V_2)^\perp \right) \\ &= \begin{bmatrix} V_1 & 0 \\ 0 & V_2 \end{bmatrix} \text{im}[V_1^\top S_1; V_2^\top S_2] + \left((\text{im } V_1)^\perp \oplus (\text{im } V_2)^\perp \right) \\ &= \text{im}[S_1; S_2] + (\ker S_1^\top \oplus \ker S_2^\top). \end{aligned}$$

In addition, $A_i S_i = A_i V_i V_i^\top S_i$. Overall, if $\text{im } S_i$ is a proper subspace of \mathbb{R}^{d_i} , then we may redefine $S_i \leftarrow V_i^\top S_i$ without loss of generality. As such, from now on, we assume that $A_1 S_1 = A_2 S_2 =: T$ and $\text{im } S_i = \mathbb{R}^{d_i}$ for both $i \in \{1, 2\}$, and our task is to prove the equivalence

$$\ker T = \ker S_1 + \ker S_2 \iff \ker[A_1, -A_2] = \text{im}[S_1; S_2].$$

(\Leftarrow) By Lemma 3, it suffices to show $\ker T \subseteq \ker S_1 + \ker S_2$. Suppose $x \in \ker T$. Then $A_i S_i x = 0$, and so $[\pm S_1 x; S_2 x] \in \ker[A_1, -A_2]$, which by averaging gives $[0; S_2 x] \in \ker[A_1, -A_2]$. Since $\ker[A_1, -A_2] = \text{im}[S_1; S_2]$ by assumption, there must exist v such that $S_1 v = 0$ and $S_2 v = S_2 x$, that is, $x \in v + \ker S_2 \subseteq \ker S_1 + \ker S_2$, as desired.

(\Rightarrow) Since $A_1 S_2 = A_2 S_2$ by assumption, it holds that $\ker[A_1, -A_2] \supseteq \text{im}[S_1; S_2]$. It therefore suffices to prove $\dim \ker[A_1, -A_2] \leq \text{rank}[S_1; S_2]$. To do so, we will apply the following intermediate claims:

- (i) $\ker A_1 = S_1 \ker S_2$.
- (ii) $\dim S_1 \ker S_2 = \dim \ker S_2 - \dim \ker[S_1; S_2]$.

First, we verify (i). For (\subseteq) , select $x \in \ker A_1$. Since S_1 has full row rank by assumption, there exists y such that $x = S_1 y$. It follows that $y \in \ker T$. By assumption, we may decompose $y = u_1 + u_2$ with $u_i \in \ker S_i$. Then $x = S_1(u_1 + u_2) = S_1 u_2 \in S_1 \ker S_2$. For (\supseteq) , select $u_2 \in \ker S_2 \subseteq \ker T$. Then $0 = T u_2 = A_1 S_1 u_2$, and so $S_1 u_2 \in \ker A_1$. For (ii), select a basis B_0 for $\ker[S_1; S_2] = \ker S_1 \cap \ker S_2$ and extend to a basis B_2 for $\ker S_2$. Then $\text{span}\{S_1 x\}_{x \in B_2} = S_1 \ker S_2$. Since $S_1 x = 0$ for every $x \in B_0$, we have $\text{span}\{S_1 x\}_{x \in B_2 \setminus B_0} = S_1 \ker S_2$. By construction, no nontrivial linear combination of $B_2 \setminus B_0$ resides in $\ker S_1$, and so $\{S_1 x\}_{x \in B_2 \setminus B_0}$ is linearly independent. It follows that $\{S_1 x\}_{x \in B_2 \setminus B_0}$ is a basis for $S_1 \ker S_2$, and the claim follows by counting.

At this point, it is convenient to enunciate dimensions: $A_i \in \mathbb{R}^{k \times d_i}$ and $S_i \in \mathbb{R}^{d_i \times D}$. In what follows, we obtain the result after multiple applications of the rank-nullity theorem. First, we apply rank-nullity on $[A_1, -A_2]$ and on A_1 to get

$$\dim \ker[A_1, -A_2] = d_1 + d_2 - \text{rank}[A_1, -A_2] \leq d_1 + d_2 - \text{rank } A_1 = d_2 + \dim \ker A_1.$$

Next, we apply (i) and (ii) and the fact that S_2 has full row rank to get

$$\begin{aligned} \dim \ker[A_1, -A_2] &\leq d_2 + \dim \ker A_1 = d_2 + \dim \ker S_2 - \dim \ker[S_1; S_2] \\ &= \text{rank } S_2 + \dim \ker S_2 - \dim \ker[S_1; S_2]. \end{aligned}$$

Finally, we apply rank-nullity on S_2 and on $[S_1; S_2]$ to get

$$\begin{aligned} \dim \ker[A_1, -A_2] &\leq \text{rank } S_2 + \dim \ker S_2 - \dim \ker[S_1; S_2] = D - \dim \ker[S_1; S_2] \\ &= \text{rank}[S_1; S_2]. \end{aligned} \quad \square$$

Lemma 18. *Fix any $m \times n$ matrix A of rank r . Then AX also has rank r for a generic $n \times p$ matrix X that satisfies $X1 = 0$, provided $p \geq r + 1$.*

Proof. First, we write $X = [x_{ij}]_{i \in [n], j \in [p]}$. Since $X1 = 0$, we observe that X consists of $n(p-1)$ free variables $\{x_{ij}\}_{i \in [n], j \in [p-1]}$ that together determine the final column $x_{ip} = -\sum_{j \in [p-1]} x_{ij}$. Select size- r index sets $S \subseteq [m]$ and $T \subseteq [n]$ such that the $r \times r$ submatrix A_{ST} of A has rank r . Let A_S denote $r \times n$ submatrix of A whose row indices reside in S , and let X_r denote the $n \times r$ submatrix of X whose column indices reside in $[r]$. Then $p(X) := \det(A_S X_r)$ is a polynomial in $\{x_{ij}\}_{i \in [n], j \in [p-1]}$ that we claim is nonzero. To see this, write $T = \{t_1, \dots, t_r\}$ and consider the $n \times p$ matrix B defined by

$$B_{ij} = \begin{cases} 1 & \text{if } i = t_j \\ -1 & \text{if } i \in T, j = p \\ 0 & \text{otherwise.} \end{cases}$$

Then $B1 = 0$ and $A_S B_r = A_{ST}$, meaning $p(B) = \det(A_S B_r) = \det(A_{ST}) \neq 0$. This establishes that $p(X)$ is a nonzero polynomial, and so the complement of its zero set is generic. Over this generic set of X 's, since $A_S X_r$ is a submatrix of AX , it holds that

$$r = \text{rank } A_S X_r \leq \text{rank } AX \leq \text{rank } A = r. \quad \square$$

Proof of Theorem 5(a). For the requisite function \mathcal{D} , we run matching component analysis (MCA, Algorithm 1) with a data-dependent choice for k , namely,

$$k := \dim(\text{im } Z_1^\top \cap \text{im } Z_2^\top).$$

Here, Z_1 and Z_2 are determined in the normalization stage of MCA. Notice that MCA requires $k \geq 1$. As such, in the degenerate case where $k = 0$, we say \mathcal{D} outputs $A_i = 0 \in \mathbb{R}^{1 \times d_i}$ and $b_i = 0 \in \mathbb{R}$.

We claim that \mathcal{D} witnesses that $\text{ALM}(d_1, d_2, n)$ is exactly matchable. To see this, fix $D \in \mathbb{N}$, select any continuous distribution \mathbb{P} over \mathbb{R}^D , select $S_i \in \mathbb{R}^{d_i \times D}$ and $\mu_i \in \mathbb{R}^{d_i}$ for $i \in \{1, 2\}$, and then draw $\{\omega_j\}_{j \in [n]}$ independently with distribution \mathbb{P} . We run MCA on data of the form $x_{ij} := S_i \omega_j + \mu_i$ for $i \in \{1, 2\}$ and $j \in [n]$. Put $\bar{\omega} := \frac{1}{n} \sum_{j \in [n]} \omega_j$. Then $\bar{x}_i = S_i \bar{\omega} + \mu_i$, and so $x_{ij} - \bar{x}_i = S_i(\omega_j - \bar{\omega})$. Let F denote the $D \times n$ matrix whose j th column is $\omega_j - \bar{\omega}$. Then $Z_i = \Lambda_i^{-1/2} V_i^\top S_i F$. The choice of Λ_i and V_i ensures that the columns of $\frac{1}{\sqrt{n}} Z_i^\top$ are orthonormal. As such, the singular values of $\frac{1}{n} Z_1 Z_2^\top$ are cosines of the principal angles between $\text{im } Z_1^\top$ and $\text{im } Z_2^\top$. It follows that $\|Z_1 Z_2^\top\|_{2 \rightarrow 2} \leq n$, and the multiplicity of the singular value n equals our choice for k .

Case I: $k \geq 1$. MCA finds $W_i \in \mathbb{R}^{k \times r_i}$ with orthonormal columns for $i \in \{1, 2\}$ such that $nW_1 W_2^\top = Z_1 Z_2^\top$. This in turn implies that $nI_k = W_1^\top Z_1 Z_2^\top W_2$, and since the columns

of $\frac{1}{\sqrt{n}}Z_i^\top W_i$ are orthonormal, it follows that $W_1^\top Z_1 = W_2^\top Z_2$. Since $A_i := W_i^\top \Lambda_i^{-1/2} V_i^\top$, this then implies

$$A_1 S_1 F = W_1^\top \Lambda_1^{-1/2} V_1^\top S_1 F = W_1^\top Z_1 = W_2^\top Z_2 = W_2^\top \Lambda_2^{-1/2} V_2^\top S_2 F = A_2 S_2 F.$$

Equivalently, we have $[A_1, -A_2][S_1; S_2]F = 0$. Next, since $n \geq d_1 + d_2 + 1 \geq \text{rank}[S_1; S_2] + 1$, Lemma 18 implies that the following holds almost surely:

$$\text{im}[S_1; S_2] = \text{im}[S_1; S_2]F \subseteq \ker[A_1, -A_2].$$

As such, $[A_1, -A_2][S_1; S_2] = 0$, that is, $A_1 S_1 = A_2 S_2$. Considering $b_i = -A_i(S_i \bar{\omega} + \mu_i)$, we further have

$$A_1(S_1 \omega + \mu_1) + b_1 = A_1 S_1(\omega - \bar{\omega}) = A_2 S_2(\omega - \bar{\omega}) = A_2(S_2 \omega + \mu_2) + b_2$$

for every $\omega \in \mathbb{R}^D$. This establishes Definition 4(i). For Definition 4(ii), first note that

$$\text{im } A_i^\top = \text{im } V_i \Lambda_i^{-1/2} W_i \subseteq \text{im } V_i \subseteq \text{im } S_i \quad (8)$$

for both $i \in \{1, 2\}$, and so the hypothesis of Lemma 17 is satisfied. Taking orthogonal complements of (8) gives $\ker S_i^\top \subseteq \ker A_i$. Since $\ker[A_1, -A_2]$ is closed under addition, this then implies

$$\ker[A_1, -A_2] \supseteq \text{im}[S_1; S_2] + (\ker S_1^\top \oplus \ker S_2^\top). \quad (9)$$

We count dimensions to demonstrate equality. For the left-hand side, the rank-nullity theorem gives

$$\dim \ker[A_1, -A_2] = d_1 + d_2 - \text{rank}[A_1, -A_2] = d_1 + d_2 - k.$$

For the right-hand side, notice that $\text{im}[S_1; S_2]$, $\ker S_1^\top \oplus \{0 \in \mathbb{R}^{d_2}\}$, and $\{0 \in \mathbb{R}^{d_1}\} \oplus \ker S_2^\top$ are pairwise orthogonal, and so

$$\dim \left(\text{im}[S_1; S_2] + (\ker S_1^\top \oplus \ker S_2^\top) \right) = \text{rank}[S_1; S_2] + \dim \ker S_1^\top + \dim \ker S_2^\top.$$

Put $r_i := \text{rank } S_i = \text{rank } S_i F = \text{rank } Z_i$, where the second equality holds almost surely by Lemma 18. Then

$$\begin{aligned} \text{rank}[S_1; S_2] &= \text{rank}[S_1; S_2]F = \text{rank} \begin{bmatrix} \Lambda_1^{-1/2} V_1^\top & 0 \\ 0 & \Lambda_2^{-1/2} V_2^\top \end{bmatrix} \begin{bmatrix} S_1 F \\ S_2 F \end{bmatrix} \\ &= \text{rank}[Z_1; Z_2] \\ &= \text{rank}[Z_1^\top, Z_2^\top] = \dim(\text{im } Z_1^\top + \text{im } Z_2^\top) = r_1 + r_2 - k. \end{aligned}$$

Also, $\dim \ker S_i^\top = d_i - r_i$ for both $i \in \{1, 2\}$ by rank-nullity. Overall, (7) holds, and so we may conclude Definition 4(ii).

Case II: $k = 0$. Definition 4(i) holds since both sides of the equality are zero. For Definition 4(ii), we again appeal to Lemma 17. In this case, (9) is immediate since $\ker[A_1, -A_2] = \mathbb{R}^{d_1+d_2}$, and equality follows from the same dimension count. \square

Proof of Theorem 5(b). Suppose to the contrary that $\text{ALM}(d_1, d_2, n)$ is exactly matchable for some $n < d_1 + d_2 + 1$ with witness \mathcal{D} . We may take $n = d_1 + d_2$ without loss of generality. Put $D = d_1 + d_2$ and let \mathbb{P}_1 be any continuous distribution that is supported on all of \mathbb{R}^D . Let $\{\omega_j\}_{j \in [D]}$ denote independent random variables with distribution \mathbb{P}_1 , and let \mathcal{V} denote the distribution of the shortest vector $v(\{\omega_j\}_{j \in [D]})$ in the affine hull of $\{\omega_j\}_{j \in [D]}$. Notice that $v(\{\omega_j\}_{j \in [D]}) \neq 0$ almost surely, and for every $v \in \mathbb{R}^D \setminus \{0\}$, $v(\{\omega_j\}_{j \in [D]}) = v$ is equivalent to having $\omega_j \in v^\perp + v$ for every $j \in [D]$. As such, $\{\omega_j\}_{j \in [D]}$ remain independent after conditioning on $v(\{\omega_j\}_{j \in [D]})$. Let $\mathbb{P}_1|_v$ denote the distribution of ω_j conditioned on $\omega_j \in v^\perp + v$. Select any piecewise continuous mapping that sends $v \in \mathbb{R}^D \setminus \{0\}$ to a $D \times (D-1)$ matrix $S^{(v)}$ whose columns form an orthonormal basis for v^\perp , and define $\mathbb{P}_2^{(v)}$ to be the continuous distribution on \mathbb{R}^{D-1} such that if X has distribution $\mathbb{P}_2^{(v)}$ then $S^{(v)}X$ has distribution $\mathbb{P}_1|_v$. Now put $[S_1; S_2] := I_D$, $[S_1^{(v)}; S_2^{(v)}] := S^{(v)}$, and $[v_1; v_2] := v$. Drawing $V \sim \mathcal{V}$, we therefore have

$$\mathcal{E}_{\mathbb{P}_1}(S_1, 0, S_2, 0) \equiv \mathcal{E}_{\mathbb{P}_2^{(V)}}(S_1^{(V)}, V_1, S_2^{(V)}, V_2). \quad (10)$$

Here, \equiv denotes equality in distribution. At this point, we define

$$\begin{aligned} (A_1, b_1, A_2, b_2) &:= (\mathcal{D} \circ \mathcal{E}_{\mathbb{P}_1})(S_1, 0, S_2, 0), \\ (A_1^{(v)}, b_1^{(v)}, A_2^{(v)}, b_2^{(v)}) &:= (\mathcal{D} \circ \mathcal{E}_{\mathbb{P}_2^{(v)}})(S_1^{(v)}, v_1, S_2^{(v)}, v_2), \quad v \in \mathbb{R}^D \setminus \{0\}. \end{aligned}$$

By assumption, we have both

- (i) $A_1(S_1\omega + 0) + b_1 = A_2(S_2\omega + 0) + b_2$ for all $\omega \in \mathbb{R}^D$, and
- (ii) $\ker A_i S_i = \ker S_1 + \ker S_2$.

Setting $\omega = 0$ in (i) reveals that $b_1 = b_2$, which implies that $A_1 S_1 \omega = A_2 S_2 \omega$ for all $\omega \in \mathbb{R}^D$, i.e., $A_1 S_1 = A_2 S_2$. Also, our choice of S_i ensures that $\text{im } A_i^\top \subseteq \mathbb{R}^{d_i} = \text{im } S_i$ for both $i \in \{1, 2\}$, and so the hypothesis of Lemma 17 is satisfied. As such, (ii) and Lemma 17 together imply that

$$\ker[A_1, -A_2] = \text{im}[S_1; S_2] + (\ker S_1^\top \oplus \ker S_2^\top) = \text{im}[S_1; S_2] = \text{im } S.$$

The same argument gives $\ker[A_1^{(v)}, -A_2^{(v)}] = \text{im } S^{(v)}$ for generic $v \neq 0$. Now define the function $\mathcal{K}: (X_1, y_1, X_2, y_2) \mapsto \dim \ker[X_1, -X_2]$. Then continuing (10), we have

$$\begin{aligned} D = \text{rank } S &= \dim \ker[A_1, -A_2] = \mathcal{K}(A_1, b_1, A_2, b_2) \\ &\equiv \mathcal{K}(A_1^{(V)}, b_1^{(V)}, A_2^{(V)}, b_2^{(V)}) \\ &= \dim \ker[A_1^{(V)}, -A_2^{(V)}] = \text{rank } S^{(V)} = D - 1 \end{aligned}$$

almost surely, a contradiction. \square

Acknowledgments

CC and DGM were partially supported by the Air Force Summer Faculty Fellowship Program. DGM was also supported by AFOSR FA9550-18-1-0107, NSF DMS 1829955 and the Simons Institute of the Theory of Computing. TS was supported in part by AFOSR LRIR 18RYCOR011.

References

- [1] E. Bernhardsson, Analyzing 50k fonts using deep neural networks, <https://erikbern.com>
- [2] R. Bhatia, Matrix analysis, Springer Science & Business Media, 2013.
- [3] J. Deng, W. Dong, R. Socher, L.-J. Li, K. Li, L. Fei-Fei, Imagenet: A large-scale hierarchical image database, CVPR 2009, 248–255.
- [4] C. F. Higham D. J. Higham, Deep learning: An introduction for applied mathematicians, arXiv:1801.05894
- [5] R. A. Horn, C. R. Johnson, Matrix Analysis, Cambridge University Press, 2012.
- [6] W. W. Irving, G. J. Ettinger, Classification of targets in synthetic aperture radar imagery via quantized grayscale matching, Proc. SPIE 3721 (1999) 320–331.
- [7] P. Isola, J.-Y. Zhu, T. Zhou, A. A. Efros, Image-to-image translation with conditional adversarial networks, CVPR 2017, 1125–1134.
- [8] A. Krizhevsky, Convolutional Seep Belief Networks on CIFAR-10, <https://www.cs.toronto.edu/~kriz/conv-cifar10-aug2010.pdf>
- [9] A. Krizhevsky, I. Sutskever, G. E. Hinton, ImageNet classification with deep convolutional neural networks, NIPS 2012, 1097–1105.
- [10] Y. LeCun, C. Cortes, C. J. C. Burges, The MNIST Database of handwritten digits, <http://yann.lecun.com/exdb/mnist/>
- [11] H.-Y. Lee, H.-Y. Tseng, J.-B. Huang, M. Singh, M.-H. Yang, Diverse image-to-image translation via disentangled representations, ECCV 2018, 35–51.
- [12] B. Lewis, J. Liu, A. Wong, Generative adversarial networks for SAR image realism, Proc. SPIE 10647 (2018) 1064709.
- [13] B. Lewis, T. Scarnati, E. Sudkamp, J. Nehrbass, S. Rosencrantz, E. Zelnio, A SAR dataset for ATR Development: The Synthetic and Measured Paired Labeled Experiment (SAMPLE), Proc. SPIE 10987 (2019) 109870H.
- [14] L. Mackey, M. I. Jordan, R. Y. Chen, B. Farrell, J. A. Tropp, Matrix Concentration Inequalities via the Method of Exchangeable Pairs, Ann. Probab. 42 (2012) 906–945.
- [15] C. McWhirter, D. G. Mixon, S. Villar, SqueezeFit: Label-aware dimensionality reduction by semidefinite programming, arXiv:1812.02768
- [16] S. Motiian, Q. Jones, S. Iranmanesh, G. Doretto, Few-shot adversarial domain adaptation, NIPS 2017, 6670–6680.

- [17] C. Paulson, J. Wilson, T. Lewis, Synthetic aperture radar quantized grayscale reference automatic target recognition algorithm, *Proc. SPIE* 10647 (2018) 106470P.
- [18] B. Recht, R. Roelofs, L. Schmidt, V. Shankar, Do CIFAR-10 classifiers generalize to CIFAR-10?, *arXiv:1806.00451*
- [19] B. Recht, R. Roelofs, L. Schmidt, V. Shankar, Do ImageNet classifiers generalize to ImageNet?, *arXiv:1902.10811*
- [20] T. Scarnati, B. Lewis, A deep learning approach to the synthetic and measured paired and labeled experiment (SAMPLE) challenge problem, *Proc. SPIE* 10987 (2019) 109870G.
- [21] I. Todic, P. Frossard, Dictionary learning: What is the right representation for my signal?, *IEEE Signal Process. Mag.* 28 (2011) 27–38.
- [22] J. A. Tropp, An introduction to matrix concentration inequalities, *Foundations and Trends in Machine Learning* 8 (2015) 1–230.
- [23] E. Tzeng, J. Hoffman, K. Saenko, T. Darrell, Adversarial discriminative domain adaptation, *CVPR* 2017, 7167–7176.
- [24] R. Vershynin, *High-dimensional probability: An introduction with applications in data science*, Cambridge University Press, 2018.
- [25] S. Villar, A. S. Bandeira, A. J. Blumberg, R. Ward, A polynomial-time relaxation of the Gromov–Hausdorff distance, *arXiv:1610.05214*
- [26] M. Yang, L. Zhang, X. Feng, D. Zhang, Sparse representation based Fisher discrimination dictionary learning for image classification, *Int. J. Comput. Vis.* 109 (2014) 209–232.