



Improving Human Performance Using Mixed Granularity of Control in Multi-Human Multi-Robot Interaction

Jayam Patel¹  and Carlo Pinciroli¹ 

Abstract—Due to the potentially large number of units involved, the interaction with a multi-robot system is likely to exceed the limits of the span of apprehension of any individual human operator. In previous work, we studied how this issue can be tackled by interacting with the robots in two modalities — environment-oriented and robot-oriented. In this paper, we study how this concept can be applied to the case in which multiple human operators perform supervisory control on a multi-robot system. While the presence of extra operators suggests that more complex tasks could be accomplished, little research exists on how this could be achieved efficiently. In particular, one challenge arises — the *out-of-the-loop performance problem* caused by a lack of engagement in the task, awareness of its state, and trust in the system and in the other operators. Through a user study involving 28 human operators and 8 real robots, we study how the concept of mixed granularity in multi-human multi-robot interaction affects user engagement, awareness, and trust while balancing the workload between multiple operators.

I. INTRODUCTION

Multi-robot systems will assist humans in accomplishing complex tasks [1], including home maintenance [2], mining [3], bridge inspection [4], disaster recovery [5], [6], and colonizing the cosmos [7]. In all these applications, robot autonomy is a necessary but not sufficient condition. Along with autonomy, an equally important component of these systems is the ability for humans to supervise and affect the behavior of the robots over the duration of the mission [8].

By their very nature, multi-robot systems are complex systems composed of many interacting parts. As such, these systems often exceed the span of apprehension of any individual human, which is typically limited to $7(\pm 2)$ entities [9], [10]. This limits the performance of the operators, which is typically measured in terms of workload, situational awareness, and trust in the system [11], [12], [13]. A natural approach to improving human performance is to relieve the burden of individual operators by conceiving of supervisory control schemes in which multiple operators cooperate.

However, with multiple humans in the system, additional challenges arise, such as coping with ineffective group dynamics [14], unbalanced workload [15], [13], and inhomogeneous awareness [16], [17], [18]. These challenges coalesce in a common, undesirable phenomenon: the *out-of-the-loop (OOTL) performance problem*, caused by a lack of engagement in the task, awareness of its state, and trust in the system and other operators [19], [20].

Little research exists on these topics in the context of multi-robot systems. In this paper, we extend our previous

work on mixed-granularity control of multi-robot systems to study how our approach affects the performance of multiple human operators. In previous work, we showed that allowing an operator to control two levels of granularity—the task goal (by modifying the environment) and the individual robots—improves the performance of the human operator [21]. In this study, we explore how this modality of interaction affects the performance of multiple cooperating operators.

This paper offers two main contributions:

- From the technological point of view, we created the first mixed-granularity interface for multi-human-multi-robot interaction. Our interface is based on a networked augmented reality application that allows the operators to visualize and modify the global state of the system collaboratively on common tablets and smartphones.
- From the scientific point of view, we assessed the validity of our approach through a user study of our interface in terms of workload, trust, and task performance. The user study involved 14 teams of 2 operators each, controlling a team of 8 robots in a collective construction scenario.

The paper is organized as follows. In Sec. II we discuss related work on human-robot interfaces. In Sec. III we present our system and its design. In Sec. IV we detail our user study, followed by a discussion of the results in Sec. V. We conclude the paper in Sec. VI.

II. BACKGROUND

According to Endsley [11], granularity of control is a key aspect affecting the OOTL performance problem. Low-level control includes robot selection and manipulation [22], [23], [24], [25], [26], [27], [28], [29], [30], while high-level control comprises of global goal manipulation by defining navigation goals [31], [32], [33], [34], team organization [35], [36], or allocating tasks [37]. Limiting control to one type of granularity creates a fundamental tradeoff [11]. Low-level control offers more opportunity for interaction and sense of trust in the system, but it causes higher workload and stress. Conversely, high-level control limits the amount of workload, often leading to boredom and lower situational awareness, which in turn results in the OOTL performance problem.

There exists little research on supervisory control in multi-human-multi-robot systems. Several papers study the case in which humans play the role of a bystanders in, e.g., navigation of robots in a shared environment [38], [39], [40], [41], [42], [43] and human tracking [44], [45], [45], [46], [47], [48]. Other works focus on how to coordinate teams of humans and robots [49], [50], [51], [52], [53], [54], [35]. In

¹ Robotics Engineering, Worcester Polytechnic Institute, MA, USA.
Email: {jupatel,cpinciroli}@wpi.edu



Fig. 1: System overview.

supervisory control, past work focused on investigating the influence of autonomy and resource sharing on the task performance [22], [24]. Researchers also investigated the effects of curiosity and training on increasing task performance [23]. However, to the best of our knowledge, there has not been any study on the out-of-the-loop performance problem in the context of multi-robot systems.

III. THE NETWORKED AUGMENTED REALITY APP

A. System Overview

The system is comprised of four components (see Fig. 1):

- 1) A distributed augmented reality interface implemented as an app for a hand-held device;
- 2) A team of robots pre-programmed with several autonomous behaviors, including a basic “go-to-location” and a more advanced “collective transport”.
- 3) A Vicon motion tracking system for localizing the robots and dynamic objects in the environment;
- 4) ARGoS [55], a multi-robot simulator acting as a middleware responsible for channeling data to the robots.

The process starts when an operator specifies a new position for an object, the selected team of robots, or an individual robot on a hand-held device. The hand-held device then broadcasts this information over the Wi-Fi network for other active AR app users and ARGoS. The other AR apps process and display the broadcasted change in the local augmented view. ARGoS generates and broadcasts the goals for the robots, which execute the requested operations.¹

B. User Interface

The interaction between operators and robots occurs through an Augmented Reality (AR) application installed on handheld devices, such as smartphones or tablets. The app integrates Vuforia [56], a software development kit for AR applications, and the Unity Game Engine [57]. The application can recognize the objects and the robots in real time using fiducial markers. The operator can visualize and manipulate the identified objects and robots by means of a virtual object overlayed on the real robot in the device screen. The virtual object can be translated using a one-finger swipe and rotated using a two-finger twist. The application

¹A video demonstration of the system is available at <https://youtu.be/QGUYfBB9Ves>.

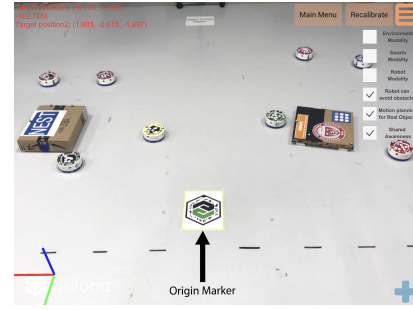


Fig. 2: Screenshot of the AR Interface running on an iPad. The overlaid black arrow indicates the origin marker for initializing the coordinate frame of the interface.





Fig. 3: Object manipulation by interaction with the virtual object through the interface. The overlaid dotted black arrow indicates the one-finger swipe gesture used to move the virtual object and the overlaid red dotted arrow indicates the two-finger rotation gesture.

also lets the operator select some or all of the robots with a one-finger swipe. Fig. 2 shows the screenshot of the AR application. The top-left corner displays the desired object position. The bottom-left corner depicts the current reference frame based on the location of the operator and the unique origin marker. The top-right corner offers the menu buttons for controlling additional functionality such as re-calibration, toggling obstacle avoidance and toggling visibility and detection of objects and robots. The bottom-right corner houses the button for creating virtual objects dynamically.


C. Interaction Modes

Object Manipulation. The app overlays a virtual object over the real object. The operator can manipulate this virtual object to define its desired position. The app allows the operator to move multiple objects through this gesture, and the respective team of robots will transport the objects in parallel when enough robots are available. If the available robots are not sufficient for a task, the app queues the



(a) Virtual object creation (b) New virtual objects created and moved

Fig. 4: Virtual object creation and manipulation. The overlaid black arrow indicates the point of virtual object creation.



(a) Robot recognition (b) New robot position


Fig. 5: Robot manipulation by interacting with the virtual robots through the interface. The overlaid dotted black arrow indicates the one-finger swipe gesture to move the virtual robot and the arrowhead color indicates the moved virtual robots.

request awaiting the completion of prior tasks. If two or more operators simultaneously control the same object, the app processes the latest broadcasted goal. In the current version of our app, an operator must resolve this kind of conflicts through verbal communication with other operators. Fig. 3a shows a virtual object overlaid on the physical object. Fig. 3b demonstrates the rotation and translation of the virtual object. Fig. 3c and Fig. 3d show the robots performing the task.


Virtual Object Creation, Manipulation and Deletion.

The app allows an operator to create virtual cuboids and virtual cylinders dynamically. The operator can reposition and reorient these objects. During virtual object creation, the app shows a point on the ground to signify the creation of virtual objects on that point (see Fig. 4a). The operator can delete the created virtual object with a two-finger long-press gesture. This modality is useful for creating virtual obstacles/walls and for defining a separate operating region for multiple operator scenario. Fig. 4 shows the virtual objects arranged in the environment.

Robot Manipulation. The app overlays a virtual robot over the real robot. The operator can manipulate this virtual robot to define its desired position. The color of the virtual robot resembles the color of the fiducial markers to identify and differentiate between multiple robots. The app allows the operator to move multiple robots through this gesture. Other robots belonging to the same team pause their operation until the selected robot achieves its defined position. If the robot is not part of any team, then the position change does not hinder any other operation of the system. If two or more operators simultaneously want to control the same robot, then the app



(a) Robot team selection (b) Robot team creation



(c) Robot team manipulation (d) Robot team repositioned

Fig. 6: Robot team creation and manipulation by interacting with the interface. The overlaid dotted black arrow indicates the one-finger swipe gesture to move the virtual cube for re-positioning the the team of robots.

processes the newest broadcasted goal. Also in this case the operators can resolve this kind of conflict through verbal communication. Fig. 5a shows a virtual robot overlaid on the physical robot. Fig. 5b illustrates the translation of the virtual robot.

Robot Team Selection and Manipulation. With a one-finger swipe, the operator can define an enclosed space for selecting all the robots physically present in that region. A virtual layer overlays on the selected region and a virtual cube appears at the centroid of this virtual layer. The operator can manipulate this cube to define a goal position for all the robots in the region. The robots then reposition themselves similarly to the Robot Manipulation modality. An operator can select only one team of robots at a time, and every time a new team of robots is selected, the app clears the last selection. If two or more operators have the same robot in their selected team, then the robot receives the most recent goal position. Fig. 6a and Fig. 6b shows the selection of a group of robots. Fig. 6c shows the manipulation of the virtual cube to define a new goal position for the team of robots. Fig. 6d shows the robots navigating to the desired position.

Team Reassignment. A robot can be selected, and its virtual avatar can be moved to overlap with the virtual object. This gesture assigns the robot to the transport team corresponding to the object. This gesture is useful to increase the resources dedicated to a heavy object, to replace broken/damaged robots, and to distribute robot resources between multiple operators. Fig. 7a shows the virtual robot overlapping the physical robots. Fig. 7b demonstrates the reassignment of the team.

D. Shared Awareness

The app broadcasts the modality changes performed by an operator. Other hand-held devices receive these changes and reflect them in the augmented view, thus making all



(a) Two object tasks (b) Team reassignment gesture

Fig. 7: Team reassignment through the interface to complete the task of moving an object. The overlaid dotted black arrow indicates the one-finger swipe gesture to move the virtual robot and the arrowhead color indicates the moved virtual robots.

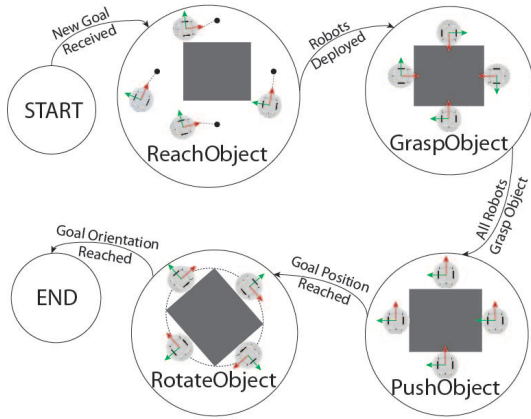


Fig. 8: Collective transport state machine

the operators aware of the changes. The app shares this information in real time, showing the virtual objects as they are manipulated by other operators. This feature is useful to facilitate teamwork, to share information on what an operator is currently controlling, and to avoid conflicting control of a specific virtual object.

E. Collective Transport

We employ a simple collective transport behavior based on the finite state machine (FSM) shown in Fig. 8. This behavior is identical to the one presented in our previous work [21]. We omit its full description for reasons of brevity.

IV. USER STUDY


A. Experimental Setup

We designed a user study scenario in which two operators (O1 and O2) had to supervise 8 robots in the construction of a simple structure. Because we focus on the potential benefits of mixed granularity of control (MGOC), in our experiments we considered two scenarios: one in which both operators used MGOC, and one in which the operators were forced to use a single granularity of control (SGOC).

Phases. Our construction scenario is composed of two phases. In Phase 1, the robots must transport an object in the general vicinity of its target position. In Phase 2, the



(a) Initial positions (b) Object transport phase



(c) Robot control phase (d) Desired structure

Fig. 9: Experimental setup of the user study. The overlaid green region indicates the transport region. The overlaid yellow region indicates the placement region.

object must be pushed into its target position as precisely as possible. For the task to be completed, the robots must place two such objects. Fig. 9a shows the initial positions of the robots and the objects in the field.

Scenarios. We considered two scenarios. In the *MGOC scenario*, the operators are given the possibility to control the robots with the full capabilities of the app. In addition, the operators are free to work in any way they desire: they can work sequentially, collaborating on the first object and then on the second; or they can work in parallel, focusing on different objects. In contrast, in the *SGOC scenario*, we established specific roles and modalities of interaction for the operators. We divided the field into two regions: the *transport region* (corresponding to Phase 1) and the *placement region* (corresponding to Phase 2). We assigned a specific operator to each region: operator O1 was assigned to Phase 1 (transport), and operator O2 was assigned to Phase 2 (placement). Motivated by the results of our previous study [21], in the *transport region* we allowed the operator to only use object manipulation. On the other hand, in the *placement region*, we allowed the operator to only use robot control. Fig. 9b shows the collective transport behavior in the *transport region* and Fig. 9c shows the robots controlled in the *placement region*. Fig. 9d shows the desired structure that the participants had to achieve for completing the task. The dashed black line divides the field into the two regions.

Procedure. Each session of the study approximately took 75 minutes and involved two participants. The participants first engaged in the two scenarios sequentially, and the order of the scenarios was randomized to avoid any learning effects. At the beginning of each scenario, we briefly explained to the participants the task they had to perform and gave them 5 minutes to explore the app. The participants answered a questionnaire after completing each scenario.

Participants. We recruited a total of 28 students with ages

TABLE I: Borda count results of comparison study for workload based on NASA TLX scale attributes. The gray cell indicate the leading scenario for each attribute. The mark $-$ denotes negative scales. Lower ranking is better.

NASA TLX Attributes	O1		O2	
	SGOC	MGOC	SGOC	MGOC
Mental Load $-$	15	27	23	19
Physical Load $-$	18	24	21	21
Temporal Load $-$	17	25	19	23
Performance	21	21	19	23
Effort $-$	15	27	21	21
Stress $-$	20	22	21	21

ranging from 21 to 30 years old (average = 24.04 ± 2.74). None of them had prior experience with the system.

B. Metrics

We recorded each participant's task activity metrics. In addition, we collected the responses to the post-scenario questionnaire. We evaluated the following metrics:

Workload. We employed the NASA TLX scale [58] for the participants to compare the workload during each scenarios. The participants had to rank scenarios for each attribute of the scale. We used a Borda count [59] to find a winner based on the ranks assigned by the participants. We also recorded the number of user interactions (e.g., number of touches and gestures on the app).

OOTL phenomenon. We evaluated the OOTL performance problem by quantifying situational awareness, which is the main factor for its occurrence [11]. To quantify situational awareness, we employed the Situational Awareness Rating Technique (SART) [60]. The participants had to rank the scenarios for each attribute. We used a Borda count to determine the leading scenario based on the ranks assigned. Additionally, we recorded the activity period (AP) of the participants during the scenario to analyze the total duration of time they were active. We measured AP as the percentage of time a participant was interacting with the system.

Trust. We employed the group trust scale [14] to analyze the trust between human teammates during a scenario, and the human-robot trust sub-scale [61] to analyze the trust in the robots' behavior. The participants had to rank the scenarios based on these scales. We used a Borda count to determine the leading scenario.

Task Performance. To assess the overall performance of the system in completing construction, we considered the time elapsed between the start of a scenario and the moment in which the second object was placed in its final destination.

C. Results

Workload. Table I reports the results of the workload comparison study for operators O1 and O2. In the MGOC scenario, both O1 and O2 could choose how to interact with the system and what to work on. In the SGOC scenario, O1 had to perform transport with the object modality, while O2 was forced to perform placement with the robot

TABLE II: Borda count results of comparison study for situational awareness based on SART scale attributes. The gray cells indicate the leading scenario for each attribute.

SART Attributes	O1		O2	
	SGOC	MGOC	SGOC	MGOC
Complexity	16	26	20	22
Changeability	18	24	20	22
Variable	16	26	20	22
Arousal	18	24	21	21
Concentration	16	26	24	18
Mental Capacity	15	27	23	19
Information Gain	19	23	22	20
Familiarity	23	19	19	23

TABLE III: Borda count results of comparison study for trust based [14] and [61]. The gray cells indicate the leading scenario for each attribute. The mark $-$ denotes negative scales. Lower ranking is better.

H-H Trust Attributes	O1		O2	
	SGOC	MGOC	SGOC	MGOC
Honest	17	25	19	23
Trustworthy	18	24	20	22
Alert	18	24	20	22
Help	20	22	16	26
Will to Help	17	25	16	26
Acceptance	19	23	17	25
H-R Trust Attributes	SGOC	MGOC	SGOC	MGOC
Function Success	21	21	21	21
Dependable	18	24	20	22
Reliable	19	23	20	22
Predictable	21	21	20	22
Consistence	20	22	18	24
Feedback	19	23	20	22
Meet the Needs	19	23	20	22
Provide Information	22	20	19	23
Communication	19	23	20	22
Performance	19	23	20	22
Follow Directions	20	22	19	23
Unresponsive $-$	20	22	22	20
Errors $-$	21	21	23	19
Malfunction $-$	21	21	23	19

modality. The results show that, for O1, MGOC is much more demanding than SGOC, while for O2 the workload in both scenarios is approximately equal. These results are also confirmed in Fig. 10, which reports the box plot for interactions made with the hand-held device. Because the samples of the number of interactions in MGOC and SGOC are paired and non-parametric in nature, we use a Friedman test [62] for statistical analysis. Setting a p -value of 0.01 to establish statistical significance, we concluded that the difference in number of interactions is significant (Friedman test: $p = 0.0001$, $\chi^2 = 14.000$) between operators in SGOC, while the difference in number of interactions is

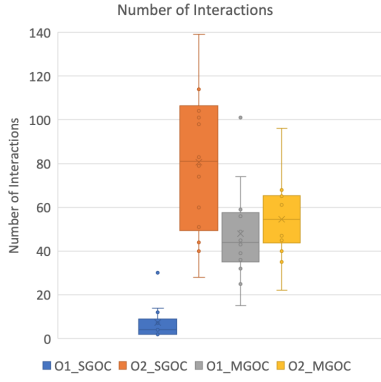


Fig. 10: Number of interactions made with the hand-held device for both tasks by operators O1 and O2

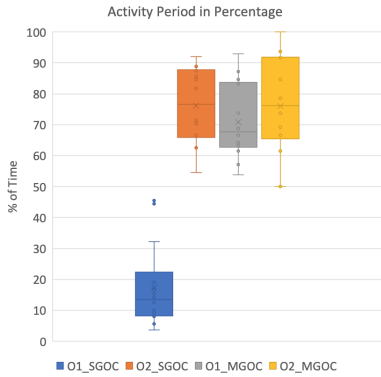


Fig. 11: Activity Period in percentage of time for O1 and O2 during each scenario.

not significant (Friedman test: $p = 0.109$, $\chi^2 = 2.571$) in MGOC. These results indicate an imbalance in workload between operators in SGOC, leaving O1 out of the loop.

OOTL performance problem. Table II reports the results of the situational awareness comparison study for O1 and O2. For O1, the SGOC scenario demands little attention; when compared with MGOC, the data indicates that the latter results in a much higher engagement of the operator in the task, while with SGOC the operators feel more out of the loop. In contrast, O2's levels of engagement and awareness are comparable across the two scenarios. This interpretation is compatible with the data shown in Fig. 2, which reports the percentage of the active period of both operators in each scenario. Because the samples of the activity period data are paired and non-parametric in nature, we again used a Friedman test for statistical analysis. Setting a p -value of 0.01 to establish statistical significance, we concluded that the difference in activity period is statistically significant between operators in SGOC (Friedman test: $p = 0.0001$, $\chi^2 = 14.000$), while in MGOC the difference in activity period is not (Friedman test: $p = 0.248$, $\chi^2 = 1.333$).

Trust. Table III reports the results of our trust comparison study for O1 and O2. Both O1 and O2 reported higher trust in MGOC than in SGOC.

Task Performance. Fig. 12 shows a box plot of task

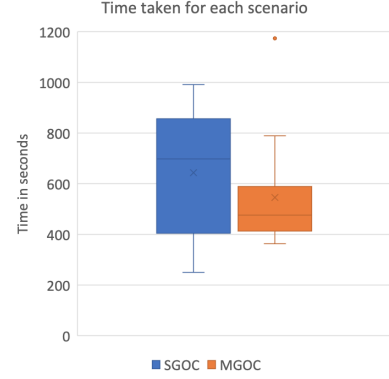


Fig. 12: Performance recorded in terms of time taken to complete each task.

performance for SGOC and MGOC. Because the samples of the performance data are paired and non-parametric in nature, we again used a Friedman test for statistical analysis. Setting a p -value of 0.05 to establish statistical significance, we concluded that the difference in activity period is not statistically significant between SGOC and MGOC (Friedman test: $p = 0.109$, $\chi^2 = 2.571$). The median completion times we observed were 10.63 min and 7.93 min for SGOC and MGOC, respectively. The median suggests that MGOC outperforms SGOC in terms of completion time.

V. DISCUSSION

The results of our user study allow us to draw a number of interesting conclusions about the nature of multi-human multi-robot interaction.

First, the case in which the operators are given an equal role (MGOC scenario) corresponded with the best system performance. While we never suggested to the operators how to structure their work, all the operators pairs quickly settled on working in parallel on both phases. Often, one operator completed her task faster than the other—in this case, the faster operator switched to help the slower one. This resulted in both operators being constantly engaged in the task and also in a better sense of mutual trust and teamwork.

In contrast, when we forcefully assigned specific roles and modalities of interaction, we found that the operator with a lower workload became easily distracted from the task. It is important to notice that, in Phase 1, the most efficient option to complete the task is object manipulation, while in Phase 2 it is robot manipulation. These modalities were also preferred in the MGOC scenarios when the operators acted in parallel. Therefore the only significant difference between SGOC and MGOC was in the forced role assignment.

Our results are consistent with [11] and suggest that, when distributing control responsibility across operators, the OOTL problem affects the system performance. The operators prefer to reach their limit of apprehension and remain engaged in the system, rather than having long periods of inactivity followed by sudden moment of high load. In addition, the latter scenario might prove stressful because of the difficulty

of catching up quickly when a system composed of many parts presents itself in an unknown state that demands attention.

As a consequence, specialization across operators (the SGOC scenario) is not necessarily the best option. In designing the roles of the operators of a multi-robot system, special attention must be paid to balancing the workload, keeping engagement high, and allowing for a healthy level of overlap across operators, to foster the kind of teamwork we observed in the MGOC case. In our user study, 25 out of 28 participants reported that they prefer the MGOC scenario over the SGOC one. Different tasks, robot behaviors, and applications might reveal more complex phenomena. More research is required to understand the connection between these issues and the challenge of increasing human performance in an automated system.

VI. CONCLUSION AND FUTURE WORK

In this paper, we study the role of the out-of-the-loop (OOTL) phenomenon in the context of multi-human multi-robot interaction. Our paper offers two main contributions.

Our technological contribution is the first collaborative augmented-reality app that allows for mixed-granularity control—including environment-oriented, team-oriented, and robot-oriented control modalities. Using this app, we conducted a user study involving 28 participants and 8 real robots to study how aspects such as role assignment and modalities of interaction affect the engagement of the operators and, ultimately, the performance of the overall system.

Our scientific contribution consists in the insight that, when establishing the responsibilities of multiple operators, specialization might not be the most desirable option. This is because a certain degree of responsibility overlap across the operators might offer flexibility, resulting in an increased sense of mutual trust among operators. In addition, a more balanced workload across operators prevents the insurgence of OOTL phenomena and improve the system performance.

Future work will aim to understand the effects of *interface training* on task performance [23], for instance, giving more time to understand and test the interface before participating in the task. Additionally, we will aim at making the relationship between humans and robots more legible and *transparent* [63] and understand ways to keep the operators engaged in the system.

ACKNOWLEDGEMENTS

This work was funded by a grant from mRobot Technology Co, Shanghai, China.

REFERENCES

- [1] M. Brambilla, E. Ferrante, M. Birattari, and M. Dorigo, "Swarm robotics: A review from the swarm engineering perspective," *Swarm Intelligence*, vol. 7, no. 1, pp. 1–41, 2013.
- [2] B. Gates, "A robot in every home," *Scientific American*, vol. 296, no. 1, pp. 58–65, 2007.
- [3] R. F. Rubio, "Mining: the challenge knocks on our door," *Mine Water and the Environment*, vol. 31, no. 1, pp. 69–73, 2012.
- [4] J.-K. Oh, G. Jang, S. Oh, J. H. Lee, B.-J. Yi, Y. S. Moon, J. S. Lee, and Y. Choi, "Bridge inspection robot system with machine vision," *Automation in Construction*, vol. 18, no. 7, pp. 929–941, 2009.
- [5] R. R. Murphy, *Disaster robotics*. MIT press, 2014.
- [6] A. P. Hamins, N. P. Bryner, A. W. Jones, G. H. Koepke *et al.*, "Research roadmap for smart fire fighting," Tech. Rep., 2015.
- [7] D. Goldsmith, "Book review: Voyage to the milky way: the future of space exploration/tv books, 1999," *Sky and Telescope*, vol. 98, no. 5, p. 81, 1999.
- [8] A. Kolling, P. Walker, N. Chakraborty, K. Sycara, and M. Lewis, "Human interaction with robot swarms: A survey," *IEEE Transactions on Human-Machine Systems*, vol. 46, no. 1, pp. 9–26, 2015.
- [9] G. A. Miller, "The magical number seven, plus or minus two: Some limits on our capacity for processing information," *Psychological review*, vol. 63, no. 2, p. 81, 1956.
- [10] M. Lewis, H. Wang, S. Y. Chien, P. Velagapudi, P. Scerri, and K. Sycara, "Choosing autonomy modes for multirobot search," *Human Factors*, vol. 52, no. 2, pp. 225–233, 2010.
- [11] M. R. Endsley, "From here to autonomy: lessons learned from human-automation research," *Human factors*, vol. 59, no. 1, pp. 5–27, 2017.
- [12] A. Hussein and H. Abbass, "Mixed initiative systems for human-swarm interaction: Opportunities and challenges," in *2018 2nd Annual Systems Modelling Conference (SMC)*. IEEE, 2018, pp. 1–8.
- [13] J. Y. Chen and M. J. Barnes, "Human-agent teaming for multirobot control: A review of human factors issues," *IEEE Transactions on Human-Machine Systems*, vol. 44, no. 1, pp. 13–29, 2014.
- [14] K. Allen, R. Bergin, and K. Pickar, "Exploring trust, group satisfaction, and performance in geographically dispersed and co-located university technology commercialization teams," in *VentureWell. Proceedings of Open, the Annual Conference*. National Collegiate Inventors & Innovators Alliance, 2004, p. 201.
- [15] S. E. McBride, W. A. Rogers, and A. D. Fisk, "Understanding the effect of workload on automation use for younger and older adults," *Human factors*, vol. 53, no. 6, pp. 672–686, 2011.
- [16] J. M. Riley and M. R. Endsley, "Situation awareness in hri with collaborating remotely piloted vehicles," in *proceedings of the Human Factors and Ergonomics Society Annual Meeting*, vol. 49, no. 3. SAGE Publications Sage CA: Los Angeles, CA, 2005, pp. 407–411.
- [17] J. D. Lee, "Review of a pivotal human factors article: humans and automation: use, misuse, disuse, abuse," *Human Factors*, vol. 50, no. 3, pp. 404–410, 2008.
- [18] R. Parasuraman and V. Riley, "Humans and automation: Use, misuse, disuse, abuse," *Human factors*, vol. 39, no. 2, pp. 230–253, 1997.
- [19] M. R. Endsley and E. O. Kiris, "The out-of-the-loop performance problem and level of control in automation," *Human factors*, vol. 37, no. 2, pp. 381–394, 1995.
- [20] J. Gouraud, A. Delorme, and B. Berberian, "Autopilot, mind wandering, and the out of the loop performance problem," *Frontiers in neuroscience*, vol. 11, p. 541, 2017.
- [21] J. Patel, Y. Xu, and C. Pinciroli, "Mixed-granularity human-swarm interaction," in *Robotics and Automation (ICRA), 2019 IEEE International Conference on*. IEEE, 2019.
- [22] M. Lewis and K. Sycara, "Effects of automation on situation awareness in controlling robot teams," p. 7.
- [23] S. You and L. Robert Jr, "Curiosity vs. control: Impacts of training on performance of teams working with robots," in *Proceedings of the 19th ACM Conference on Computer Supported Cooperative Work and Social Computing Companion*. ACM, 2016, pp. 449–452.
- [24] M. Lewis, H. Wang, Shih-Yi Chien, P. Scerri, P. Velagapudi, K. Sycara, and B. Kane, "Teams organization and performance in multi-human/multi-robot teams," in *2010 IEEE International Conference on Systems, Man and Cybernetics*. IEEE, pp. 1617–1623. [Online]. Available: <http://ieeexplore.ieee.org/document/5642379/>
- [25] B. Gromov, L. M. Gambardella, and G. A. Di Caro, "Wearable multi-modal interface for human multi-robot interaction." IEEE, Oct. 2016, pp. 240–245. [Online]. Available: <http://ieeexplore.ieee.org/document/7784305/>
- [26] G. Kapellmann-Zafra, N. Salomons, A. Kolling, and R. Groß, "Human-Robot Swarm Interaction with Limited Situational Awareness," in *International Conference on Swarm Intelligence*. Springer, 2016, pp. 125–136. [Online]. Available: http://link.springer.com/chapter/10.1007/978-3-319-44427-7_11
- [27] J. Alonso-Mora, S. Haegeli Lohaus, P. Leemann, R. Siegwart, and P. Beardsley, "Gesture based human - Multi-robot swarm interaction and its application to an interactive display," in *2015 IEEE International Conference on Robotics and Automation (ICRA)*. Seattle, WA, USA: IEEE, May 2015, pp. 5948–5953. [Online]. Available: <http://ieeexplore.ieee.org/document/7140033/>

- [28] J. Nagi, A. Giusti, L. M. Gambardella, and G. A. Di Caro, "Human-swarm interaction using spatial gestures," in *2014 IEEE/RSJ International Conference on Intelligent Robots and Systems*. Chicago, IL, USA: IEEE, Sep. 2014, pp. 3834–3841. [Online]. Available: <http://ieeexplore.ieee.org/document/6943101/>
- [29] G. Podevijn, R. OGrady, Y. S. G. Nashed, and M. Dorigo, "Gesturing at Subswarms: Towards Direct Human Control of Robot Swarms," in *Towards Autonomous Robotic Systems*, A. Natraj, S. Cameron, C. Melhuish, and M. Witkowski, Eds. Berlin, Heidelberg: Springer Berlin Heidelberg, 2014, vol. 8069, pp. 390–403. [Online]. Available: http://link.springer.com/10.1007/978-3-662-43645-5_41
- [30] S. Nagavalli, M. Chandarana, K. Sycara, and M. Lewis, "Multi-operator gesture control of robotic swarms using wearable devices," in *Proceedings of the Tenth International Conference on Advances in Computer-Human Interactions*. IARIA, 2017.
- [31] S. Bashyal and G. K. Venayagamoorthy, "Human swarm interaction for radiation source search and localization." IEEE, Sep. 2008, pp. 1–8. [Online]. Available: <http://ieeexplore.ieee.org/document/4668287/>
- [32] Y. Diaz-Mercado, S. G. Lee, and M. Egerstedt, "Distributed dynamic density coverage for human-swarm interactions," in *American Control Conference (ACC)*, 2015. IEEE, 2015, pp. 353–358.
- [33] A. Kolling, K. Sycara, S. Nunnally, and M. Lewis, "Human Swarm Interaction: An Experimental Study of Two Types of Interaction with Foraging Swarms," *Journal of Human-Robot Interaction*, vol. 2, no. 2, Jun. 2013. [Online]. Available: <http://dl.acm.org/citation.cfm?id=3109714>
- [34] N. Ayanian, A. Spielberg, M. Arbesfeld, J. Strauss, and D. Rus, "Controlling a team of robots with a single input," in *Robotics and Automation (ICRA)*, 2014 IEEE International Conference on. IEEE, 2014, pp. 1755–1762. [Online]. Available: <http://ieeexplore.ieee.org/abstract/document/6907088/>
- [35] M. Johnson, P. J. Feltovich, J. M. Bradshaw, and L. Bunch, "Human-robot coordination through human dynamic regulation," in *2008 IEEE International Conference on Robotics and Automation*. IEEE, 2008, pp. 2159–2164.
- [36] M. B. Dias, "Dynamically formed human-robot teams performing coordinated tasks," p. 9.
- [37] M. S. Malvankar-Mehta and S. S. Mehta, "Optimal task allocation in multi-human multi-robot interaction," vol. 9, no. 8, pp. 1787–1803. [Online]. Available: <http://link.springer.com/10.1007/s11590-015-0890-7>
- [38] K.-C. Huang, J.-Y. Li, and L.-C. Fu, "Human-oriented navigation for service providing in home environment," *Proceedings of SICE Annual Conference 2010*, p. 6, 2010.
- [39] D. Claes and K. Tuyls, "Multi robot collision avoidance in a shared workspace," *Autonomous Robots*, vol. 42, no. 8, pp. 1749–1770, Dec. 2018. [Online]. Available: <http://link.springer.com/10.1007/s10514-018-9726-5>
- [40] Y. Wang, L. R. Humphrey, Z. Liao, and H. Zheng, "Trust-based Multi-Robot Symbolic Motion Planning with a Human-in-the-Loop," *ACM Transactions on Interactive Intelligent Systems*, vol. 8, no. 4, pp. 1–33, Nov. 2018, arXiv: 1808.05120. [Online]. Available: <http://arxiv.org/abs/1808.05120>
- [41] S.-H. Tseng, Y.-H. Hsu, Y.-S. Chiang, T.-Y. Wu, and L.-C. Fu, "Multi-human spatial social pattern understanding for a multi-modal robot through nonverbal social signals," in *The 23rd IEEE International Symposium on Robot and Human Interactive Communication*. Edinburgh, UK: IEEE, Aug. 2014, pp. 531–536. [Online]. Available: <http://ieeexplore.ieee.org/document/6926307/>
- [42] J. C. G. Higuera, A. Xu, F. Shkurti, and G. Dudek, "Socially-Driven Collective Path Planning for Robot Missions," in *2012 Ninth Conference on Computer and Robot Vision*. Toronto, Ontario, Canada: IEEE, May 2012, pp. 417–424. [Online]. Available: <http://ieeexplore.ieee.org/document/6233171/>
- [43] A. Bajcsy, S. L. Herbert, D. Fridovich-Keil, J. F. Fisac, S. Deglurkar, A. D. Dragan, and C. J. Tomlin, "A Scalable Framework For Real-Time Multi-Robot, Multi-Human Collision Avoidance," *arXiv:1811.05929 [cs]*, Nov. 2018, arXiv: 1811.05929. [Online]. Available: <http://arxiv.org/abs/1811.05929>
- [44] Chen Tun Chou, Jiun-Yi Li, Ming-Fang Chang, and Li Chen Fu, "Multi-robot cooperation based human tracking system using laser range finder," in *2011 IEEE International Conference on Robotics and Automation*. IEEE, pp. 532–537. [Online]. Available: <http://ieeexplore.ieee.org/document/5980484/>
- [45] K. S. Ong, Y. H. Hsu, and L. C. Fu, "Sensor fusion based human detection and tracking system for human-robot interaction," in *2012 IEEE/RSJ International Conference on Intelligent Robots and Systems*. Vilamoura-Algarve, Portugal: IEEE, Oct. 2012, pp. 4835–4840. [Online]. Available: <http://ieeexplore.ieee.org/document/6386222/>
- [46] L. Zhang and R. Vaughan, "Optimal robot selection by gaze direction in multi-human multi-robot interaction," in *2016 IEEE/RSJ International Conference on Intelligent Robots and Systems (IROS)*. IEEE, pp. 5077–5083. [Online]. Available: <http://ieeexplore.ieee.org/document/7759745/>
- [47] G. Weinberg, B. Blosser, T. Mallikarjuna, and A. Raman, "The creation of a multi-human, multi-robot interactive jam session," p. 4.
- [48] T. Iqbal and L. D. Riek, "Coordination Dynamics in Multihuman Multirobot Teams," *IEEE Robotics and Automation Letters*, vol. 2, no. 3, pp. 1712–1717, Jul. 2017. [Online]. Available: <http://ieeexplore.ieee.org/document/7862739/>
- [49] R. D. Beer, C. A. Rieth, R. Tran, and M. B. Cook, "Framework for Multi-Human Multi-Robot Interaction: Impact of Operational Context and Team Configuration on Interaction Task Demands," *2017 AAAI Spring Symposium Series*, p. 8, 2017.
- [50] A. A. Malik and A. Bilberg, "Developing a reference model for humanrobot interaction," *International Journal on Interactive Design and Manufacturing (IJIDeM)*, Jun. 2019. [Online]. Available: <http://link.springer.com/10.1007/s12008-019-00591-6>
- [51] S. You and L. Robert, "Teaming up with Robots: An IMO (Inputs-Mediators-Outputs-Inputs) Framework of Human-Robot Teamwork," p. 7, 2017.
- [52] P. Tsarouchi, G. Michalos, S. Makris, T. Athanasatos, K. Dimoulas, and G. Chrysosolouris, "On a humanrobot workplace design and task allocation system," *International Journal of Computer Integrated Manufacturing*, vol. 30, no. 12, pp. 1272–1279, Dec. 2017. [Online]. Available: <https://www.tandfonline.com/doi/full/10.1080/0951192X.2017.1307524>
- [53] A. Freedy, O. Sert, E. Freedy, J. McDonough, G. Weltman, M. Tambe, T. Gupta, W. Grayson, and P. Cabrera, "Multiagent Adjustable Autonomy Framework (MAAF) for multi-robot, multi-human teams," in *2008 International Symposium on Collaborative Technologies and Systems*. Irvine, CA, USA: IEEE, May 2008, pp. 498–505. [Online]. Available: <http://ieeexplore.ieee.org/document/4543970/>
- [54] E. Jones, B. Browning, M. Dias, B. Argall, M. Veloso, and A. Stentz, "Dynamically formed heterogeneous robot teams performing tightly-coordinated tasks," in *Proceedings 2006 IEEE International Conference on Robotics and Automation*, 2006. ICRA 2006. Orlando, FL, USA: IEEE, 2006, pp. 570–575. [Online]. Available: <http://ieeexplore.ieee.org/document/1641771/>
- [55] C. Pinciroli, V. Trianni, R. O'Grady, G. Pini, A. Brutschy, M. Brambilla, N. Mathews, E. Ferrante, G. Di Caro, F. Ducatelle, M. Birattari, L. M. Gambardella, and M. Dorigo, "ARGoS: a modular, parallel, multi-engine simulator for multi-robot systems," *Swarm Intelligence*, vol. 6, no. 4, pp. 271–295, 2012.
- [56] "Vuforia augmented reality," <http://vuforia.com>, accessed:..
- [57] U. G. Engine, "Unity game engine-official site," *Online*[Cited: October 9, 2008.] <http://unity3d.com>, pp. 1534–4320, 2008.
- [58] S. G. Hart and L. E. Staveland, "Development of NASA-TLX (Task Load Index): Results of Empirical and Theoretical Research," in *Advances in Psychology*. Elsevier, 1988, vol. 52, pp. 139–183. [Online]. Available: <http://linkinghub.elsevier.com/retrieve/pii/S0166411508623869>
- [59] D. Black, "Partial justification of the borda count," *Public Choice*, pp. 1–15, 1976.
- [60] S. Selcon, R. Taylor, and E. Koritsas, "Workload or situational awareness?: Tlx vs. sart for aerospace systems design evaluation," in *Proceedings of the Human Factors Society Annual Meeting*, vol. 35, no. 2. SAGE Publications Sage CA: Los Angeles, CA, 1991, pp. 62–66.
- [61] K. E. Schaefer, "Measuring trust in human robot interactions: Development of the trust perception scale-hri," in *Robust Intelligence and Trust in Autonomous Systems*. Springer, 2016, pp. 191–218.
- [62] M. Friedman, "The use of ranks to avoid the assumption of normality implicit in the analysis of variance," *Journal of the american statistical association*, vol. 32, no. 200, pp. 675–701, 1937.
- [63] K. A. Roundtree, M. A. Goodrich, and J. A. Adams, "Transparency: Transitioning from human-machine systems to human-swarm systems," *Journal of Cognitive Engineering and Decision Making*, p. 1555343419842776, 2019.