

# Assise: Performance and Availability via NVM Colocation in a Distributed File System

Thomas E. Anderson  
University of Washington

Marco Canini  
KAUST

Jongyul Kim<sup>†</sup>  
KAIST

Dejan Kostić  
KTH Royal Institute of Technology

Youngjin Kwon  
KAIST

Simon Peter  
UT Austin

Waleed Reda\*  
Université catholique de Louvain  
KTH Royal Institute of Technology

Henry N. Schuh<sup>†</sup>  
University of Washington

Emmett Witchel  
UT Austin

## Abstract

The adoption of very low latency persistent memory modules (PMMs) upends the long-established model of disaggregated file system access. Instead, by colocating computation and PMM storage, we can provide applications much higher I/O performance, sub-second application failover, and strong consistency. To demonstrate this, we built the Assise distributed file system, based on a persistent, replicated coherence protocol for managing a set of server-located PMMs as a fast, *crash-recoverable* cache between applications and slower disaggregated storage, such as SSDs. Unlike disaggregated file systems, Assise maximizes locality for all file IO by carrying out IO on colocated PMM whenever possible and minimizes coherence overhead by maintaining consistency at IO operation granularity, rather than at fixed block sizes.

We compare Assise to Ceph/Bluestore, NFS, and Octopus on a cluster with Intel Optane DC PMMs and SSDs for common cloud applications and benchmarks, such as LevelDB, Postfix, and FileBench. We find that Assise improves write latency up to 22×, throughput up to 56×, fail-over time up to 103×, and scales up to 6× better than its counterparts, while providing stronger consistency semantics. Assise promises to beat the MinuteSort world record by 1.5×.

## 1 Introduction

Byte-addressable non-volatile memory (NVM), such as Intel’s Optane DC persistent memory module (PMM) [13], is now commercially available as main memory. NVM provides high-capacity persistent memory with near-DRAM performance at much lower cost and energy use. The promise of NVM as a low-cost main memory add-on is driving the adoption of node-located NVM at scale [39, 76, 77]. With remote direct memory access (RDMA), non-local NVM can be accessed across the network without CPU overhead, raising interest in NVM also for high-performance distributed storage.

A common paradigm in distributed file systems (like Amazon EFS [1], NFS [35], Ceph [72], Colossus/GFS [32] and even NVM-aware re-designs, like Octopus [53] and Orion [75]) is to separate storage servers from clients. In this disaggregated

design, files are stored by servers on machines physically separated from clients running applications. Client main memory is treated as a volatile block cache managed by the client’s OS kernel. Storage disaggregation simplifies resource pooling by physically separating application from storage concerns with simple, server-managed data consistency mechanisms.

Disaggregation’s simplicity comes at a cost, which becomes apparent as we move from SSD/HDD to NVM storage. First, in steady state, applications are slowed by the system call overhead to access kernel-level client caches, and (on cache misses) by the need for multiple network round trips to consult disaggregated meta-data servers and then to access the actual data. Second, on failure, disaggregated file systems must rebuild data and metadata caches of failed clients from scratch, causing long recovery times to reestablish application-level service and with high network utilization during recovery. Third, managing client caches at fixed page-block granularity amplifies the small IO operations typical of many of today’s distributed applications and may cause additional cache coherence overhead when IO is larger than the block size. These costs inhibit the full utilization of NVM performance and have led some within the storage community to advocate for a complete redesign of the file system API [48, 62, 64, 78].

We present Assise, a distributed file system designed to maximize the use of *colocated* NVM without requiring a new API for high performance. Assise unleashes the performance of NVM via pervasive and persistent caching in process-local, socket-local, node-local, and network-local NVM. Assise accelerates POSIX file IO by orders of magnitude by leveraging colocated NVM without kernel involvement, block amplification, or unnecessary coherence overheads. Assise provides near-instantaneous application fail-over onto a *cache replica* that mirrors an application’s local file system cache in the replica’s colocated NVM. Assise reduces node recovery time by orders of magnitude by locally recovering NVM caches with strong consistency semantics. Finally, Assise leverages network-local NVM via *reserve replicas* that provide colocated NVM as a next-level cache with lower latency than disaggregated SSDs. In cascaded failure scenarios, reserve replicas become cache replicas to preserve near-instantaneous fail-over.

To enable these properties, we designed and built to our knowledge the first crash consistent distributed file system

\*Lead student author.

<sup>†</sup>Co-student authors.

cache coherence layer for replicated NVM (CC-NVM). CC-NVM serves cached file system state in Assise with strong consistency guarantees and locality. CC-NVM provides crash consistency with prefix semantics [70] by enforcing write order to local NVM via logging and to cross-socket and remote NVM by leveraging the write ordering of DMA and RDMA, respectively. CC-NVM provides linearizability for all IO operations via leases [33] that can be delegated among nodes, sockets, and processes for direct local management of file system state. CC-NVM consistently chain-replicates [67] all file system updates to a configurable set of replicas for availability.

Using CC-NVM, Assise achieves the following goals:

- **Simple programming model.** Assise supports unmodified applications using the familiar POSIX API with strong linearizability and crash consistency semantics [70].
- **Scalability.** Unlike NVM-aware distributed file systems that are limited to rack-scale [61, 75], Assise provides strong consistency but remains scalable using dynamic delegation of leases to nodes and processes; node-local and socket-local sharing uses CC-NVM for consistency without network or cross-socket communication.
- **Low IO tail latency.** To efficiently support applications with low tail latency requirements, Assise allows kernel-bypass access to authorized local and remote NVM areas. To optionally lower write latency with replicated persistence, Assise provides an optimistic mode using asynchronous chain replication with prefix crash consistency semantics.
- **High availability.** Distributed applications require high storage system uptime. Assise provides near-instantaneous application fail-over to a configurable number of replicas, while minimizing the time to restore the system replication factor after a failure.
- **Efficient bandwidth use.** The high bandwidth provided by NVM means that communication can be a throughput bottleneck (cf. Table 1). Assise minimizes communication by using update logs for consistency, allowing it to eliminate redundant writes [46] and coherence protocol overhead.

We make the following contributions.

- We present the design (§3) and implementation (§4) of Assise, a distributed file system that fully utilizes NVM by persistent caching in colocated NVM as a primary design principle. Assise is the first distributed file system to recover the file system cache for fast fail-over and to locally synchronize reads and writes to file system state.
- We present CC-NVM (§3.3), the first persistent and available distributed cache coherence layer. CC-NVM provides locality for data and meta-data access, replicates for availability, and provides linearizability and crash consistency with prefix semantics for all (shared) file system IO.
- We quantify the performance benefits of NVM colocation versus disaggregation for distributed file systems (§5). We compare Assise’s steady-state and fail-over behavior to RDMA-accelerated versions of Ceph with Bluestore [19]

Memory	R/W Latency	Seq. R/W GB/s	\$/GB
DDR4 DRAM	82 ns	107 / 80	35.16 [34]
NVM (local)	175 / 94 ns	32 / 11.2	4.51 [34]
NVM-NUMA	230 ns	4.8 / 7.4	-
NVM-kernel	0.6 / 1 $\mu$ s	-	-
NVM-RDMA	3 / 8 $\mu$ s	3.8	-
SSD (local)	10 $\mu$ s	2.4 / 2.0	0.32 [14]

**Table 1.** Memory & storage price/performance as of May 2020.

and NFS, as well as Octopus [53], a distributed file system designed for RDMA and NVM, using common cloud applications and benchmarks, such as LevelDB, Postfix, MinuteSort, and FileBench.

Our evaluation shows that Assise provides up to 22 $\times$  lower write latency and up to 56 $\times$  higher throughput than NFS and Ceph/Bluestore. Assise also outperforms Octopus by up to an order of magnitude for these workloads. Assise scales better than Ceph, providing 6 $\times$  higher mail delivery throughput with Postfix at scale. Assise is more available than Ceph, returning a recovering LevelDB store to full performance up to 103 $\times$  faster. Showing that strong consistency with the familiar POSIX API and high performance are not mutually exclusive, Assise finishes a local external sort 3% faster than a hand-tuned implementation using processor loads and stores to memory mapped NVM. Finally, Assise finishes the MinuteSort distributed sorting benchmark up to 2.2 $\times$  faster than a parallel NFS installation. Scaling Assise’s result to the cluster size of the current MinuteSort world record [5], we can estimate that Assise sorts 1.5 $\times$  more data per minute than the record holder.

Assise still supports disaggregated storage where it makes sense. Assise can automatically migrate cold data that does not fit in NVM to slower, disaggregated cold storage devices, such as SSDs and HDDs. To do so, Assise’s implementation builds on Strata [46] as its node-local store. We describe both in the appendix (§A)). We will release Assise as open source.

## 2 Background

Distributed applications have diverse workloads, with IO granularities large and small [51], different sharding patterns, and consistency requirements. All demand high availability and scalability. Supporting all of these properties simultaneously has been the focus of decades of distributed storage research [20, 35, 37, 53, 71, 72, 75]. Before NVM, trade-offs had to be made. For example, by favoring large transfers ahead of small IO, performance ahead of crash consistency, or common case performance ahead of fast recovery, leading to the common disaggregated file system design. We argue that with the advent of fast NVM, these trade-offs need to be re-evaluated.

The opportunity posed by NVM is two-fold:

**Cost/performance.** Table 1 shows measured access latency, bandwidth, and cost for modern server memory and storage technologies, including Optane DC PMM (measurement details in §5). We can see that local NVM access latency and bandwidth are near-DRAM, up to two orders of magnitude better than SSD. At the same time, NVM’s per-GB cost is 13% that of DRAM. NVM’s unique characteristics allow it to be

used as the top layer in the storage hierarchy, as well as the bottom layer in a server’s memory hierarchy.

**Fast recovery.** Persistent local storage with near-DRAM performance can provide a *recoverable* cache for hot file system data that can persist across reboots. The vast majority of system failures are due to software crashes that simply require rebooting [22, 31, 36]. Caching hot file system data in NVM allows for quick recovery from these common failures.

For these reasons, data center operators are deploying NVM at scale [39, 76, 77]. However, to fully utilize its potential, we have to efficiently use colocated NVM. NVM accessed via RDMA (NVM-RDMA), via loads and stores to another CPU socket (NVM-NUMA), or via system calls on the same socket (NVM-kernel) can be an order of magnitude slower in terms of both latency and bandwidth.

## 2.1 Related Work

We survey the existing work in distributed storage and highlight why it is unlikely to fully utilize the storage system performance offered by the integration of colocated NVM.

**Block and object stores,** such as Amazon’s EBS [2], S3 [7], and Ursa [51], provide a new API to a multi-layer storage hierarchy that can provide cheap, fault-tolerant access to vast amounts of data. However, block stores have a minimum IO granularity (16KB for EBS) and IO smaller than the block size suffers performance degradation from write amplification [51, 60]. To illustrate, Dropbox uses Amazon S3 for data blocks, but keeps small metadata in DRAM for fast access, backed by an SSD [55]. Apache Crail [3] and Blizzard [56] provide file system APIs on top of block stores, but both focus on parallel throughput of large data streams, rather than small IO.

To realize the performance benefits of NVM for all IO, we need to abandon fixed block sizes and instead persist and track IO at its original operation granularity. Hence, Assise leverages logging to persist and enforce the consistency of writes at their original granularity in NVM. A similar model is realized in the RAMcloud [59] key-value store. RAMcloud maintains data in DRAM for performance, using SSDs for asynchronous persistence. However, the capacity limits of DRAM mean that many RAMcloud operations still involve the network, and because DRAM state cannot be recovered after a crash, it is vulnerable to cascading node failures. Even after single node failures, state must be restored from remote nodes. RAMcloud requires a full-bisection bandwidth network for fast recovery. Assise leverages colocated NVM for recovery and does not require full-bisection bandwidth or asynchronous backup storage.

**Disaggregated file systems,** like Ceph [72], use distributed hashing over nodes to provide scalable file service for cloud applications. However, network and system call latency harms file IO latency as shown in Table 1. High throughput via parallel network access to disaggregated NVM is similarly surpassed by the higher bandwidth of colocated NVM.

To combat network overheads, several disaggregated file

systems have been built [53, 75] or retrofitted [12, 35, 40] to use RDMA. Octopus [53] and Orion [75] are prominent redesigns that use RDMA for high performance access to NVM. Still, neither leverages kernel-bypass for low-latency IO (Octopus uses FUSE, Orion runs in the kernel) and both are disaggregated designs. Like Ceph, Octopus uses distributed hashing to place files on nodes (Octopus does not replicate). Orion can store data locally (for *internal clients*), but uses a disaggregated metadata server. Both systems perform multiple remote operations per file IO in the common case to update file and/or metadata, increasing IO latency.

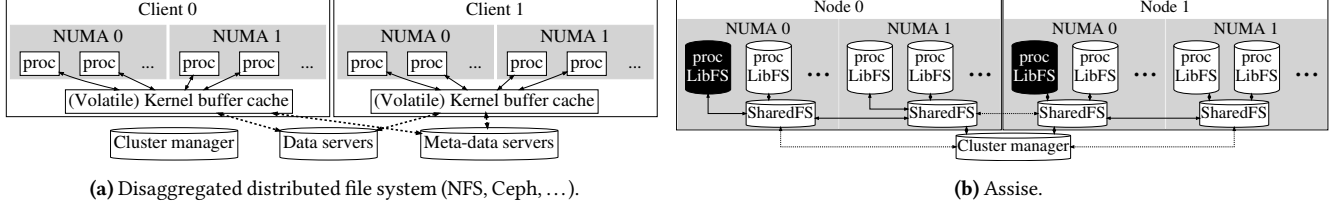
Network latency and limited bandwidth increase file system operation latency, reduce throughput, and limit scalability. Due to update contention at the central metadata server, Orion scales only to a small number of clients. Orion omits an evaluation of server fail-over and recovery (Assise’s is in §5.4). Tachyon [50] aims to circumvent replication overhead by leveraging the concept of *lineage*, where lost output is recovered by re-executing application code that created the output. However, to do so, Tachyon requires applications to use its complex data lineage tracking API.

To maximize NVM utility, we need to design for a scenario where system call and networking overheads are high compared to storage access. Hence, Assise eliminates kernel overhead for file operations and localizes storage operations for both data and meta-data. IO incurs a single operation to the nearest cache replica in the common case, without requiring dedicated metadata servers or a distributed hash to balance load. For scalability, we need to enforce data consistency locally, which CC-NVM tackles with the help of leases. Assise shows how we can realize all the longstanding desiderata of distributed storage at once, without requiring any new APIs. **Leases** [33, 52] have long been integral to providing good performance for distributed file systems by allowing purely local operations to leased portions of the file name space, with linearizable semantics. Read-only leases are a common design pattern [11, 24, 35, 38], but some research systems have explored using both read and write leases in a similar manner to Assise. A prominent example is Berkeley xFS [20], which maintained a local block-level update log at each node, written as a software RAID 5/6 partitioned across other nodes. Assise differs from xFS by using an operational log, replicating rather than striping the log, and by doing update coalescing.

## 3 Assise Design

Figure 1 contrasts the cache coordination architecture of disaggregated file systems and Assise. Each subfigure shows two dual-socket nodes executing a number of application processes sharing a distributed file system. Both designs use a replicated cluster manager for membership management and failure detection, but they diverge in all other respects.

**Disaggregated file systems** first partition available cluster nodes into clients and servers. Clients cache file system state in a volatile kernel buffer cache that is shared by processors



**Figure 1.** Distributed file system state coordination. Arrow = RPC/system call. Cylinder = persistence. Black = cache replica.

across sockets (NVM-NUMA) and accessed via expensive system calls (NVM-kernel). Persistent file system state is stored in NVM on remote servers. For persistence and consistency, clients thus have to coordinate updates with replicated storage and meta-data servers via the network (NVM-RDMA) with higher latency than local NVM. Data is typically distributed at random over replicated storage servers for simplicity and load balance [72]. The overhead of updating a large set of disaggregated storage nodes atomically means that (crash) consistency is often provided just for meta-data, which is centralized.

**Assise** avoids disaggregated servers and instead uses CC-NVM to coordinate linearizable state among processes. Processes access cached file system state in colocated NVM directly via a library file system (LibFS), which may be replicated for fail-over (2 LibFS cache replicas shown in black). CC-NVM coordinates LibFSes hierarchically via per-socket daemons (SharedFS) and the cluster manager.

**Crash consistency modes in Assise.** Assise supports two crash consistency modes: optimistic or pessimistic [25]. Mount options specify the chosen crash consistency mode. When pessimistic, `fsync` forces immediate, synchronous replication and all writes prior to an `fsync` persist across failures. When optimistic, Assise commits all operations in order, but it is free to delay replication until the application forces it with a `dsync` call [25]. Optimistic mode provides lower latency persistence with higher throughput, but risks data loss after crashes that cannot recover locally (§3.4). In either mode, Assise guarantees a crash-consistent file system with prefix semantics [70]—all recoverable writes are in order and no parts of a prefix of the write history are missing.

We now describe cluster coordination and membership management in Assise (§3.1). We then detail the IO paths (§3.2) and show how CC-NVM interacts with them to provide linearizability and crash consistency with prefix semantics (§3.3). Finally, we describe recovery (§3.4) and reserve replicas (§3.5).

### 3.1 Cluster Coordination and Failure Detection

Like disaggregated file systems, Assise leverages a replicated cluster manager for storing the cluster configuration and detecting node failures. Assise uses the ZooKeeper [8] distributed coordination service as its cluster manager.

**Cluster coordination.** Each SharedFS instance in Assise registers with the cluster manager. Applications access the file system via a LibFS dynamically linked into each process. In our prototype, the system administrator decides which SharedFS

replicates which parts of the cached file system namespace at the granularity of a subtree; the cluster manager records this mapping. When a subtree is first accessed, LibFSes contact their local SharedFS, which consults the cluster configuration and sets up an RDMA replication chain from LibFS through the subtree’s cache replicas. For each chain, cache replicas allocate a configurable amount of NVM for replication (§B).

**Failure detection.** The cluster manager sends heartbeat messages to each active SharedFS once every second. If no response is received after a timeout, the node is marked failed and all connected SharedFS are notified. When the node comes back online, it contacts the cluster manager and initiates recovery (§3.4). We leave it as future work to integrate more advanced failure detectors, e.g., [49, 63].

### 3.2 IO Paths

Application IO interacts first with Assise caches. To enable low tail latency IO, Assise does not rely on a shared kernel buffer cache. Instead, LibFS caches file system state first in process-local memory; file operations are function calls that implement the POSIX API. The LibFS cache uses both NVM and DRAM. NVM stores updates, while DRAM is used to cache read-only state. We now discuss replicated cache operation upon IO, including eviction and access permissions. Cache coherence is discussed in §3.3.

**Write path.** Writes in Assise occur in two stages: 1. LibFS directly writes to a process-local cache in NVM. To efficiently support writes of any granularity, the write cache is an *update log* (§3.3), rather than a block cache. 2. To outlive node failures, the update log is replicated (on `fsync` when *pessimistic*, on `dsync` when *optimistic*) by LibFS to reserved NVM of the next cache replica along the replication chain via RDMA (kernel-bypass). The final replica in the chain sends an acknowledgment back along the chain to indicate that replication completed successfully, and the `fsync/dsync` can return.

**Read path.** LibFS first checks the process-local (DRAM and NVM) cache for the requested data. If not found, it checks the closest cache replica of the corresponding subtree as a read-shared second level cache. If not found there, LibFS checks reserve replicas (if any) and, in parallel, cold storage (not shown in Figure 1b). Reads from remote (NUMA/RDMA) nodes and cold storage are cached in process-local DRAM. LibFS prefetches up to 256KB from cold storage and up to 4KB from remote NVM. For small (< 4 KB) remote reads, LibFS first fetches the requested data and then prefetches the remainder. This minimizes small read latency while improving

the performance of workloads with spatial locality.

**Cache eviction.** When a LibFS private cache fills, it replicates any unreplicated writes and initiates batched eviction on each cache replica along the replication chain via RDMA RPC. Eviction is done in least-recently-used (LRU) fashion, first to the SharedFS read-shared caches, then to cold storage. Each replica along the chain evicts in parallel and acknowledges when eviction is finished. This ensures that all replicas cache identical state for fast failover.

Direct stores to NVM on another socket have overheads due to cross-socket hardware cache coherence, limiting throughput [73]. Since CC-NVM provides cache coherence, Assise can bypass hardware cache coherence by using DMA [47] when evicting to NVM-NUMA. This yields up to 30% improvement in cross-socket file system write throughput (§5.5).

**Permissions and kernel bypass.** Assise assumes a single administrative domain with UNIX file and directory ownership and permissions. SharedFS enforces that LibFS caches only authorized data, by checking permissions and data integrity upon eviction and enforcing permissions on reads. To minimize latency of node-local SharedFS cache reads, Assise allows read-only mapping of authorized parts of the SharedFS cache into the LibFS address space. LibFS caches and SharedFS mappings are invalidated when files or directories are closed and whenever contents are evicted from the cache.

### 3.3 Crash consistent cache coherence with CC-NVM

CC-NVM provides distributed cache coherence with linearizability when sharing file system state among processes and with prefix semantics upon a crash.

**Crash consistency with prefix semantics.** To provide prefix crash consistency, CC-NVM tracks write order via the update log in process-local NVM. Each POSIX call that updates state is recorded, in order, in the update log. When chain-replicating, CC-NVM leverages the ordering guarantees of (R)DMA to write the log in order to replicas. This ensures that file system updates are persisted and replicated atomically and that a prefix of the write history can be recovered (§3.4).

When in optimistic mode, Assise might coalesce updates to save network bandwidth. To provide prefix semantics in optimistic mode, CC-NVM wraps each batch of replicated, coalesced file system operations in a Strata transaction [46]. This ensures that replicated batches are applied atomically, in the event of crashes during replication.

**Sharing with linearizability.** CC-NVM serializes concurrent access to shared state by untrusted LibFSes and recovers the same serialization after a crash via leases [33]. Leases provide a simple, fault-tolerant mechanism to delegate access. They function similarly to reader-writer locks, but can be revoked (to allow another process to get a turn) and expire after a timeout (after which they may be reacquired). In CC-NVM, leases are used to grant shared read or exclusive write access to a set of files and directories—multiple read leases to the

same set may be concurrently valid, but write leases are exclusive. Reader/writer semantics efficiently support shared files and directories that are read-mostly and widely used, but also write-intensive files and directories that are not frequently shared. CC-NVM also supports a *subtree lease* that includes all files and directories at or below a particular directory. A subtree lease holder controls access to files and directories within that subtree. For example, a LibFS with an exclusive subtree lease on `/tmp/bwl-ssh/` can recursively create and modify files and directories within this subtree.

Leases must be acquired by LibFS from SharedFS via a system call before LibFS can cache the data covered by the lease in process-local memory. Assise does this upon first IO; leases are kept until they are revoked by SharedFS. This occurs when another LibFS wishes access to a leased file or when a LibFS instance crashes or the lease times out. Revocation incorporates a grace period in which the current lease holder can finish its ongoing IO before releasing contended leases. SharedFS enforces that the private update log and dirty cache entries of the lease holder are clean and replicated before the lease is transferred. SharedFS logs and replicates each lease transfer in NVM for crash consistency. A LibFS may overlap IO with SharedFS lease replication until `fsync/dsync`.

**Hierarchical coherence.** To localize coherence enforcement, leases are delegated hierarchically. The cluster manager is at the root of the delegation tree, with SharedFSes as children, and LibFSes as leaves (cf. Figure 1b). LibFSes request leases first from their local SharedFS. If the local SharedFS is not the lease holder, it consults the cluster manager. If there is no current lease holder, the cluster manager assigns the lease to the requesting SharedFS, which delegates it to the requesting LibFS and becomes its *lease manager*. If a lease manager already exists for the requested directory or file, SharedFS forwards the request to the manager and caches the lease manager’s information (leased namespace and expiration time of lease). The cluster manager expires lease management from SharedFSes every 5 seconds. This allows CC-NVM to migrate lease management to the SharedFS that is local to the LibFSes requesting them, while preventing leases from changing managers too quickly.

The hierarchical structure allows CC-NVM to minimize network communication and thus lease delegation overhead. Multiple LibFS on the same node or socket require only local communication with their SharedFS in the common case. This structure maps well to the data sharding employed by many distributed applications (§5.5).

### 3.4 Fail-over and Recovery

Assise caches file system state with persistence in local NVM, which it can use for fast recovery. Assise optimizes recovery performance according to crash prevalence.

**LibFS recovery.** An application process crashing is the most common failure scenario. In this case, the local SharedFS simply evicts the dead LibFS update log, recovering all completed

writes (even in optimistic mode) and then expires its leases. Log-based eviction is idempotent [46], ensuring consistency in the face of a system crash during eviction. The crashed process can be restarted on the local node and immediately re-use all file system state. The LibFS DRAM read-only cache has to be rebuilt, with minimal performance impact (§5.4).

**SharedFS recovery.** Another common failure mode is a reboot due to an OS crash. In this case, we can use NVM to dramatically accelerate OS reboot by storing a checkpoint of a freshly booted OS. After boot, Assise can initiate recovery for all previously running LibFS instances, by examining the SharedFS log stored in NVM.

**Cache replica fail-over.** To avoid waiting for node recovery after a power failure or hardware problem, we immediately fail-over to a cache replica. The replica’s SharedFS takes over lease management from the failed node, using the replicated SharedFS log to re-grant leases to any application replicas. The new instances will see all IO that preceded the most recently completed `f sync/dsync`.

Writes to the file system can invalidate cached data of the failed node during its downtime. To track writes, the cluster manager maintains an epoch number, which it increments on node failure and recovery. All SharedFS instances are notified of epoch updates. All SharedFS instances share a per-epoch bitmap in a sparse file indicating what inodes have been written during each epoch. The bitmaps are deleted at the end of an epoch when all nodes have recovered.

**Node recovery.** When a node crashes, the cluster manager makes sure that all of the node’s leases expire before the node can rejoin. When rejoining, Assise initiates SharedFS recovery. A recovering SharedFS contacts an online SharedFS to collect relevant epoch bitmaps. SharedFS then invalidates every block from every file that has been written since its crash. This simple protocol could be optimized, for instance, by tracking what blocks were written, or checksumming regions of the file to allow a recovering SharedFS to preserve more of its local data. But the table of files written during an epoch is small and quickly updated during file system operation, and our simple policy has been sufficient.

### 3.5 Reserve Replicas

To fully exploit the memory hierarchy presented in Table 1, remote NVM can be used as a third-level cache, behind local DRAM and local NVM. To do so, we introduce *reserve replicas*. Like cache replicas, reserve replicas receive all file system updates via chain-replication, but leverage a different data migration policy. Reserve replicas track the LRU chain for a specified “third-level” portion beyond the LibFS and SharedFS caches. Reserve replicas evict their third-level, rather than second-level data to their colocated SharedFS cache.

Cache replicas can read from reserve replicas via RDMA with lower latency and higher bandwidth than cold storage (NVM-RDMA versus SSD in Table 1). Applications do not run on reserve replicas in the common case. In the rare case of a

failure cascade bringing down all cache replicas, processes can fail-over to reserve replicas, albeit with reduced short-term performance. After fail-over, reserve replicas become cache replicas and hot data must be migrated back into local NVM.

## 4 Implementation

Assise uses *libpmem* [10] for persisting data on NVM and *libverbs* for RDMA operations in userspace. Assise intercepts POSIX file system calls and invokes the corresponding LibFS implementation of these functions in userspace [18]. The Assise implementation consists of 28,982 lines of C code (LoC), with LibFS and SharedFS using 16,515 and 6,563 LoC, respectively. The remaining 5,904 LoC contain utility code, such as hash tables and linked lists. SharedFS runs in its own user-level process, communicating with LibFSes via shared memory [21]. Assise links to Strata for cold storage in SSD and HDD.

Assise uses Intel Optane DC PMM in App-Direct mode. App-Direct makes NVM visible as a range of persistent memory and is the fastest way to access NVM, but it requires software support (present in the prototype). Software-transparent modes have weaker persistence or performance properties [41]. Memory mode integrates NVM as *volatile* memory, using DRAM as a hardware-managed level 4 cache. Sector mode exposes NVM as a disk, with the attendant IO amplification and disk driver overheads.

### 4.1 Efficient Network IO with RDMA

Assise makes efficient use of RDMA. For lossless, in-order data transfer among nodes, Assise uses RDMA reliable connections (RCs). RCs have low header overhead, improving throughput for small IO [43, 54]. RCs also provide access to one-sided verbs, which bypass CPUs on the receiver side, reducing message transfer times [30, 57] and memory copies [65].

**Log replication.** Logs are naturally suited for one-sided RDMA operations and Assise uses RDMA writes for log replication. Replication operations typically require only one write, reducing header and DMA overheads [54]. The only exceptions are when the remote log wraps around or when the local log is fragmented (due to coalescing), such that it exceeds the hardware limit for scatter-gather writes.

**Persistent RDMA writes.** The RDMA specification does not define the persistence properties of remote NVM access via RDMA. In current practice, the remote CPU is required to flush any written data from the remote processor cache to NVM. Assise flushes all writes via the CLWB and SFENCE instructions on each replica, before acknowledging successful replication. In the future, it is likely that enhancements to PCIe will allow RDMA NICs to bypass the processor cache and write directly to NVM to provide persistence [44].

**Remote NVM reads.** Assise reads remote data via RPC. To keep the request sizes small, Assise identifies files using their inode numbers instead of their path. As an optimization, DRAM read cache locations are pre-registered with the NIC. This allows the remote node to reply to a read RPC by RDMA

writing the data directly to the requester’s cache, obviating the need for an additional data copy.

## 5 Evaluation

We evaluate Assise’s common-case as well as its recovery performance, and break down the performance benefits attained by each system component. We compare Assise to three state-of-the-art distributed file systems that support NVM and RDMA. Our experiments rely on several microbenchmarks and Filebench [66] profiles, in addition to several real applications, such as LevelDB, Postfix, and MinuteSort. Our evaluation answers the following questions:

- **IO latency and throughput breakdown (§5.2).** What is the hardware IO performance of a storage hierarchy with colocated NVM (Table 1)? How close to this performance do the file systems operate under various IO patterns? What are the sources of overhead?
- **Cloud application performance (§5.3).** What is the performance of cloud applications with various consistency, latency, throughput, and scalability requirements? By how much can a reserve replica improve read latency? By how much can optimistic crash consistency improve write throughput by eliminating redundant writes? What is the overhead of Assise’s POSIX API implementation versus hand-tuned direct use of colocated NVM?
- **Availability (§5.4).** How quickly can applications recover from various failure scenarios?
- **Scalability (§5.5).** How do multiple processes sharing the file system scale? By how much can Assise’s hierarchical coherence improve multi-node and multi-socket scalability?

**Testbed.** Our experimental testbed consists of 5× dual-socket Intel Cascade Lake-SP servers running at 2.2GHz, with a total of 48 cores (96 hyperthreads), 384 GB DDR4-2666 DRAM, 6 TB Intel Optane DC PMM, 375 GB Intel Optane DC P4800X series NVMe-SSD, and a 40 GbE ConnectX-3 Mellanox Infiniband NIC. To leverage all 6 memory channels per processor, there are 6 DIMMs of DRAM and NVM per socket. NVM is used in App-Direct mode (§4). All nodes run Fedora 27 with Linux kernel version 4.18.19 and are connected via an Infiniband switch.

**Hardware performance.** We first measure the achievable IO latency and throughput for each memory layer in our testbed server. We do this by using sequential IO and as many cores of a single socket as necessary. We measure DRAM and NVM (App-Direct) latency and throughput using Intel’s memory latency checker [4]. NVM-RDMA performance is measured using RDMA read and write-with-immediate (to flush remote processor caches) operations to remote NVM. SSD performance is measured using /dev/nvme device files. The IO sizes that yielded maximum performance are 64 B for DRAM, 256 B for NVM, and 4 KB for SSD. Table 1 shows these results. The measured IO performance for DRAM, NVM, and SSD match the hardware specifications of the corresponding devices and is confirmed by others [41]. NVM-RDMA throughput matches the line rate of the NIC. NVM-RDMA

Feature	Assise	Ceph	NFS	Octopus
Cache replication	✓			
Local consistency	✓			
Linearizability	✓			
Data crash consistency	✓			
Kernel-bypass	✓			✓
Replication	✓	✓		
RDMA	✓	✓	✓	✓

**Table 2.** Features of evaluated distributed file systems.

write latency has to invoke the remote CPU (to flush caches) and is thus larger than read latency. We now investigate how close to these limits each file system can operate.

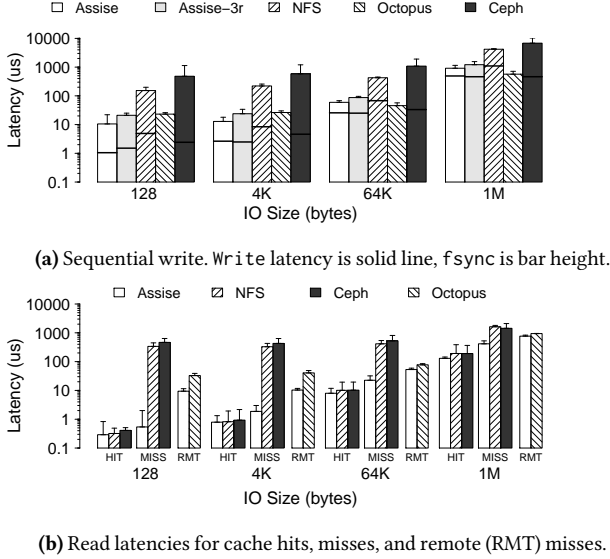
**State-of-the-art.** Table 2 shows performance-relevant features of the state-of-the-art and Assise. We can see that no open-source distributed file system provides all of Assise’s features. Hence, a direct performance comparison is difficult. We perform comparisons against the Linux kernel-provided NFS version 4 [35] and Ceph version 14.2.1 [72] with BlueStore [19], both retrofitted for RDMA, as well as Octopus [53]. We cannot directly compare with Orion [75] as it is not publicly available, but we emulate its behavior where possible. Only Ceph provides availability via replicated object storage daemons (OSDs), delegating meta-data management to a (potentially sharded) meta-data server (MDS). Octopus and NFS do not support replication for availability and thus gain an unfair performance advantage over Assise. However, Assise beats them even while replicating for availability, showing that both features can be had when leveraging colocated NVM.

No other file system supports persistent caches and their consistency semantics are often weaker than Assise’s. Assise provides data crash consistency, while both Ceph/BlueStore and Octopus provide only meta-data crash consistency [26]. For NFS, crash consistency is determined by the underlying file system. We use EXT4-DAX [6], which also provides only meta-data crash consistency. When sharing data, NFS provides *close-to-open consistency* [35], while Octopus and Ceph provide “stronger consistency than NFS” [29], and Assise provides linearizability which is stronger than Octopus and Ceph’s guarantee. In all performance comparisons, Assise provides stronger consistency than alternatives. Ceph is the closest comparison point.

**File system compliance tests.** We tested Assise using xfstests [16] and CrashMonkey [58]. Assise passed all 75 generic xfstests that are recommended for NFS [17]. NFSv4.2 and Ceph v14.2.1 pass only 71 and 69 of these tests, respectively. In part, this is due to their weaker consistency model (§C). Assise also successfully passes CrashMonkey tests, runs all existing Filebench profiles, passes all unit tests for the LevelDB key-value store, and passes MinuteSort validation.

### 5.1 Testbed configuration

**Machines.** Each experiment specifies the number ( $\geq 2$ ) of testbed machines used. By default, machines are used as cache replicas in Assise, as a pool of storage nodes in Octopus, and



**Figure 2.** Average and 99th percentile (error bar) IO latencies. Log scale.

as OSD and MDS replicas in Ceph. NFS uses only one machine as server, the rest as clients. We place applications on cache replicas for Assise, on OSD replicas for Ceph, on storage nodes for Octopus, and on clients for NFS. Assise’s and Ceph’s cluster managers run on 2 additional testbed machines (NFS and Octopus do not have cluster managers).

**Network.** We use RDMA for the NFS client-server connection. Ceph provides its client-side file system via the Ceph kernel driver and uses IP over Infiniband, which was the fastest configuration (we also tried FUSE and Accelio [12]). Assise and Octopus use RDMA with kernel-bypass.

**Storage and caches.** For maximum efficiency, all file systems use NVM in App-Direct mode to provide persistence (cylinders in Figure 1) and DRAM when persistence is not needed (e.g., kernel buffer cache). We investigate Ceph and NFS performance using NVM in memory mode for volatile caches and found it to degrade throughput by up to 25% versus DRAM. For efficient access to NVM, Ceph OSDs use Bluestore and NFS servers use EXT4-DAX. Octopus uses FUSE to provide its file system interface to applications in *direct IO* mode to NVM, bypassing the kernel buffer cache [9].

To evaluate a breadth of cache behaviors with limited application data set sizes, we limit the fastest cache size for all file systems to 3GB. For Ceph and NFS, we limit the kernel buffer cache to 3GB. For Assise, we partition the LibFS cache into a 1GB NVM update log and a 2GB DRAM read cache (the SharedFS second-level cache may use all NVM available), and we run Assise in pessimistic mode. The impact of log sizing is excluded from this evaluation but detailed in §B.

## 5.2 Microbenchmarks

**Average and tail write latency.** We compare synchronous write latencies on an otherwise idle cluster with 2 machines (except Assise-3r which uses 3 machines). Synchronous writes

involve write calls that operate locally (except for Octopus where writes may be remote), and fsync calls that involve remote nodes for replication (Assise, Ceph) and/or persistence (Ceph, NFS). Each experiment appends 1 GB of data into a single file, and we report per-operation latency. In this case, the file size is smaller than each file system’s cache size, so no evictions occur—with gigabytes of cache capacity, this is common for latency-sensitive write bursts.

Figure 2a shows the average and 99th percentile sequential write latencies over various common IO sizes (random write latencies are similar for all file systems). We break writes down into write (solid line) and fsync call latencies (bar). Octopus’ fsync is a no-op. Assise’s local write latencies match that of Strata [46]. Assise’s average write latency for 128B two-node replicated writes is only 8% higher than the aggregate latencies of the required local and NVM-RDMA writes (cf. Table 1). Three replicas (Assise-3r) increase Assise’s overhead to 2.2× due to chain-replication with sequential RPCs. The 99th percentile replicated write latency is up to 2.1× higher than the average for 2 replicas. This is due to Optane PMM write tail-latencies [41]. The tail difference diminishes to 19% for 3 replicas due to the higher average.

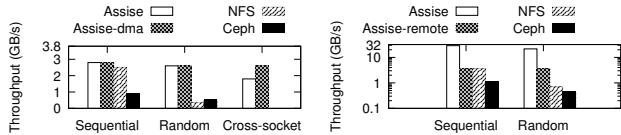
Ceph and NFS use the kernel buffer cache and interact at 4KB block granularity with servers. For small writes, the incurred network IO amplification during fsync is the main reason for up to an order of magnitude higher aggregate write latency than Assise. In this case, their write latency is up to 3.2× higher than Assise due to kernel crossings and copy overheads. For large writes ( $\geq 64$  KB), network IO amplification diminishes but the memory copy required to maintain a kernel buffer cache becomes a major overhead. Large write latency is higher than Assise’s replicated write latency (and up to 2.7× higher than Assise’s non-replicated write latency), while synchronous write latency is up to 7.2× higher than Assise. Ceph has higher fsync latency than NFS due to replication.

Octopus eliminates the kernel buffer cache and block orientation, which improves its performance drastically versus NFS and Ceph. However, Octopus still treats all NVM as disaggregated and uses FUSE for file IO. Octopus exhibits up to 2.1× higher latency than Assise for small ( $< 64$  KB) writes. This overhead stems from FUSE (around  $10\mu\text{s}$  [68]) and writing to remote NVM via the network. Large writes ( $\geq 64$  KB) amortize Octopus’ write overheads and Assise has up to 1.7× higher write latency due to Assise’s replication (for availability). Octopus does not replicate.

**Average and tail read latency.** Read latency is affected by whether a read hits or misses in the cache. We show both cases by reading a 1GB file with various IO sizes, once with a warm cache and once with a cold cache. The results are shown in Figure 2b. Assise has a second-layer cache in SharedFS before going remote, and we report three cases for Assise. Reads in Octopus are always remote.

We first compare cache-hit latencies (HIT), where Assise





(a) Write. 3.8GB/s is NVM-RDMA b/w. (b) Read. 32GB/s is NVM read b/w.

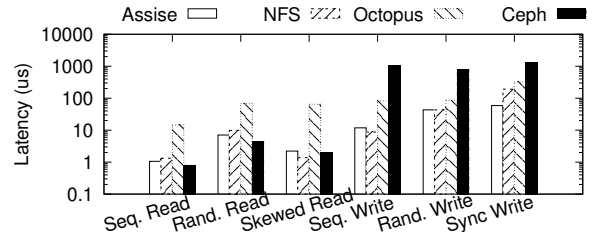
**Figure 3.** Average throughput with 24 threads at 4 KB IO size.

is up to 40% faster than NFS and 50% faster than Ceph. Assise serves data from the LibFS read cache, while NFS and Ceph use the kernel buffer cache. If Assise misses in the LibFS cache, data may be served from the local SharedFS (MISS). Assise-MISS incurs up to 3.2× higher latency than Assise-HIT due to reading the extent tree index, especially for larger IO sizes that read a greater number of extents. If Assise misses in both caches, it has to read from a remote replica (RMT). Due to the use of RDMA from user-space, Assise-RMT latency is close to that of an RDMA RPC. When NFS and Ceph miss in the cache, their clients have to fetch from disaggregated servers, which incurs up to orders of magnitude higher average and tail latencies than Assise-RMT and Assise-MISS. Ceph performs worse than NFS due to a more complex OSD read path.

The elimination of a cache hurts Octopus’ read performance, because it has to fetch metadata and data (serially) from remote NVM (RMT). Octopus’ read latency is up to two orders of magnitude higher than the other file systems hitting in the cache, but up to an order of magnitude lower than NFS and Ceph missing in the cache. Octopus does not handle small ( $\leq 4$ KB) reads well due to FUSE overhead, with up to 3.54× Assise-RMT read latency. This overhead amortizes for larger reads ( $\geq 64$ KB), where Octopus incurs up to 1.46× the read latency of Assise-RMT. By configuring FUSE to use the kernel buffer cache for Octopus, we reduce Octopus’ read hit latency to 1.8× that of Assise-HIT, with the remaining overhead due to FUSE. However, using the kernel buffer cache inflates write latencies for Octopus by up to an order of magnitude due to additional buffer cache memory copies.

**Peak throughput.** Figure 3 shows average throughput of sequential and random IO to a 120 GB dataset (on the local socket) with 4KB IO size from 24 threads (all cores of one socket). To evaluate a standard replication factor of 3, we use 3 machines for Assise and Ceph. The dataset is sharded over 24 files, or one 5 GB file per thread. write calls are not followed by `f sync` and the total amount of accessed data is larger than the cache size, causing cache eviction on write and cache misses on read. For Assise, we show cache miss performance from a local and remote SharedFS. Octopus crashes during this experiment and is not shown.

For sequential writes, Assise and NFS achieve 74% and 66% of the NVM-RDMA bandwidth (cf. Table 1), respectively, due to protocol overhead for NFS and log header overhead for Assise. Chain-replication in Assise affects throughput only marginally. Ceph replicates in parallel to 2 remote replicas, consuming 3× the network bandwidth. This reduces its



**Figure 4.** Average LevelDB benchmark latencies. Log scale.

throughput to 31% of Assise and 35% of NFS. Assise achieves similar performance for sequential and random writes, as Assise’s writes are log-structured. NFS and Ceph perform poorly for random writes due to cache block mis-prefetching incurring additional reads from remote servers, causing Assise to achieve 4.8× Ceph’s throughput. NFS throughput is at only 67% that of Ceph, which is due to kernel locking overhead.

To quantify the benefit of bypassing hardware cache coherence for cross-socket writes with DMA, we repeat the benchmark, placing the target directory on the remote socket. We can see that Assise-dma attains 44% higher cross-socket throughput than non-temporal processor writes (Assise). Sequential and random writes provide comparable performance. NVM-NUMA writes occur during digestion from the LibFS update log (local socket) to the shared area (remote socket). When writing to the local socket, Assise-dma attains identical throughput to Assise, regardless of pattern.

For local sequential and random reads from the colocated SharedFS cache, Assise achieves 90% and 68%, respectively, of local, sequential NVM bandwidth. The 10% difference for sequential reads to local NVM bandwidth is due to meta-data lookups, while random reads additionally suffer PMM buffer misses [41]. Assise remote reads attain full NVM-RDMA bandwidth (3.8 GB/s), regardless of access pattern. NFS and Ceph are limited by NVM-RDMA bandwidth for all reads and again have worse random read performance due to prefetching.

### 5.3 Application Benchmarks

We evaluate the performance of a number of common cloud applications, such as the LevelDB key-value store [28], the Fileserver and Varmail profiles of the Filebench [66] benchmarking suite, emulating file and mail servers, and the MinuteSort benchmark. We use 3 machines for LevelDB and Filebench and 5 machines for MinuteSort.

**LevelDB.** We run a number of single-threaded LevelDB latency benchmarks, including sequential and random IO, skewed random reads with 1% of highly accessed keys, and sequential synchronous writes (`f sync` after each write). All benchmarks use a key size of 16 B and a value size of 1 KB with a working set of 1M KV pairs. Figure 4 presents the average measured operation latency, as reported by the benchmark.

Assise, Ceph, and NFS perform similarly for reads, where caching allows them to operate close to hardware speeds. For non-synchronous writes, NFS is up to 26% faster than Assise, as these go to its client kernel buffer cache in large batches

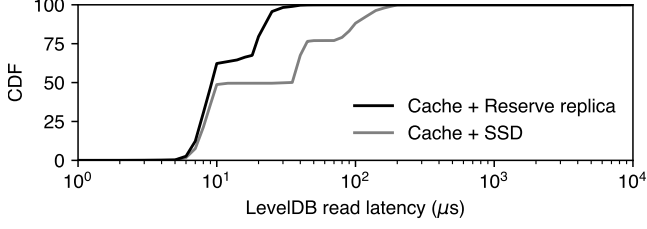


Figure 5. LevelDB random read latencies with SSD/reserve replica.

(LevelDB has its own write buffer), while Assise is 69% faster than NFS for synchronous writes that cannot be buffered. Random IO and synchronous writes incur increasing LevelDB indexing overhead for all results. Ceph performs worse than NFS for writes because it replicates (as does Assise) and Assise performs 22 $\times$  better. Octopus bypasses the cache and thus performs worst for reads and better only than Ceph for writes, as it does not replicate.

**Reserve replica read latency.** Reserve replicas reduce read latency for cold data by allowing these reads to be served from remote NVM, rather than cold storage. For this benchmark, we configure Assise to limit the aggregate (LibFS and SharedFS) cache to 2GB and use the local SSD for cold storage. We then run the LevelDB random read experiment with a 3GB dataset. We repeat the experiment 1) with 3 cache replicas and 2) with 2 cache and 1 reserve replica. Figure 5 shows a CDF of read latencies. The benchmark accesses data uniformly at random, causing 33% of the reads to be cold. Consequently, at the 50th percentile, read latencies are similar for both configurations (served from cache). At the 66th percentile, reads in the first setup are served from SSD and have 2.2 $\times$  higher latency than reserve replica reads in the second setup. At the 90th percentile, the latency gap extends to 6 $\times$ .

**Filebench.** Varmail and Fileserver operate on a working set of 10,000 files of 16 KB and 128 KB average size, respectively. Files grow via 16 KB appends in both benchmarks (mail delivery in Varmail). Varmail reads entire files (mailbox reads) and Fileserver copies files. Varmail and Fileserver have write to read ratios of 1:1 and 2:1, respectively. Varmail leverages a write-ahead log with strict persistence semantics (fsync after log and mailbox writes), while Filebench consistency is relaxed (no fsync). Figure 6 shows average measured throughput of both benchmarks. Assise outperforms Octopus (the best alternative) by 6.7 $\times$  for Fileserver and 5.1 $\times$  for Varmail, respectively. Ceph performs worse than NFS for Varmail due to stricter persistence requiring it to replicate frequently and due to MDS contention, as Varmail is meta-data intensive.

**Optimistic crash consistency.** We repeat this benchmark for Assise in optimistic mode (Assise-Opt) and change Varmail to use synchronous writes for the mailbox, but non-synchronous writes for the log. Prefix semantics allow Assise to buffer and eliminate (*coalesce* [46]) the temporary log write without losing consistency. Assise-Opt achieves 2.1 $\times$  higher throughput than Assise. Fileserver has few redundant writes and Assise-Opt is only 7% faster.

File system	Processes	Partition [s]	Sort [s]	Total [s]	GB/s
Assise	160	20.3	43.0	<b>63.3</b>	<b>5.1</b>
	320	52.1	43.0	<b>95.1</b>	<b>6.7</b>
NFS	160	60.9	79.3	<b>140.2</b>	<b>2.3</b>
	320	104.1	84.2	<b>188.3</b>	<b>3.4</b>
DAX	320	–	44.1	–	–

Table 3. Average Tencent Sort duration breakdown.

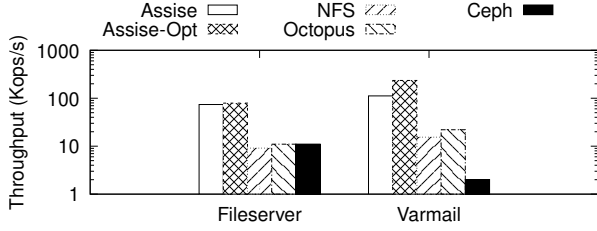
**MinuteSort.** We implement and evaluate Tencent Sort [42], the current winner of the MinuteSort external sorting competition [5]. Tencent Sort sorts a partitioned input dataset, stored on a number of cluster nodes, to a partitioned output dataset on the same nodes. It conducts a distributed sort consisting of 1) a range partition and 2) a mergesort (cf. MapReduce [27]). Step 1 presorts unsorted input files into ranges, stored in partitioned temporary files on destination machines. Step 2 reads these files, sorts their contents, and writes the output partitions. Each step uses one process per partition; the number of partitions determines the sort parallelism. A distributed file system stores the input, output, and temporary files, implicitly taking care of all network operations.

We benchmark the MinuteSort Indy category. Indy requires sorting a synthetic dataset of 100 B records with 10 B keys, distributed uniformly at random. Creating a 2GB input partition per process, we run 160 and 320 processes in parallel, uniformly distributed over 4 machines. MinuteSort does not require replication, so we turn it off. It calls fsync only once for each output partition, after the partition is written. We compare a version running a single Assise file system with one leveraging per-machine NFS mounts. For Assise, we configure the temporary and output directories to be colocated with the mergesort processes. We do the same for NFS, by exporting corresponding directories from each mergesort node. We conduct three runs of each configuration and report the average. We use the official competition tools [5] to generate and verify the input and output datasets. Table 3 shows that Assise sorts up to 2.2 $\times$  faster than NFS. Running twice the number of processes only marginally improves performance, as Assise is bottlenecked by network bandwidth. If the performance of Assise scales to the cluster size of the original Tencent Sort (512 machines), we can estimate that Assise sorts 1.5 $\times$  more data per minute than the world record holder.

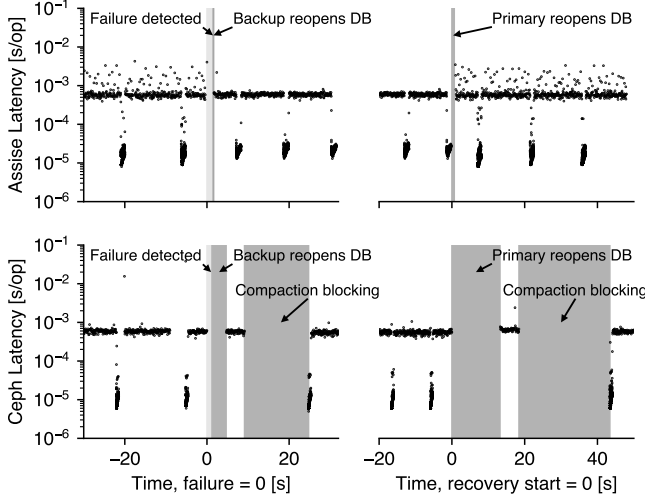
To show that Assise’s POSIX implementation does not reduce performance, we modify the sort step to map all files into memory using EXT4-DAX and use processor loads and non-temporal stores to sort directly in NVM, rather than using file IO. We can see that the sort phase is 3% slower with DAX. libc buffers IO in DRAM to write 4KB at a time to NVM, performing better than direct, interleaved appends of 100B records.

## 5.4 Availability

Ceph and Assise are fault tolerant. We evaluate how quickly these file systems return an application back to full performance after various fail-over and recovery situations. To do



**Figure 6.** Average Varmail and Fileserver throughput. Log scale.



**Figure 7.** LevelDB operation latency time series during fail-over and recovery. Log scale.

so, we run LevelDB on the same dataset (§5.3) with a 1:1 read-write ratio and measure operation latency before, during, and after fail-over and recovery. These experiments use 2 machines (primary and backup). LevelDB initially runs on the primary, where we inject failures. Failures are detected using a 1 s heartbeat timeout via each file system’s cluster manager. Once a failure is detected, LevelDB immediately restarts on the backup. We report average results over 5 benchmark runs.

**Fail-over to hot backup.** A time series of measured LevelDB operation latencies during one experiment run is shown in Figure 7. Pre-failure, we see bursts of low latency in between stretches of higher latency. This is LevelDB’s steady-state. Bursts show LevelDB writes to its own DRAM log. These are periodically merged with files when the DRAM log is full, causing writes that are higher latency (and sometimes blocking with Ceph), as the writes wait on the log to become available.

We inject a primary failure by killing the primary’s file system daemon (SharedFS for Assise and OSD for Ceph) and LevelDB. During primary failure, no operations are executed. It takes 1 s to detect the failure and restart LevelDB on the backup (light shaded box). Due to unclean shutdown, LevelDB first checks its dataset for integrity before executing further operations (dark shaded box). For failover, Assise need only evict the per-process log (up to 1GB) on the backup cache replica, making fail-over near-instantaneous. LevelDB returns to full performance in both latency and throughput

230 ms after failure detection. On Ceph, it takes 3.7 s after failure detection until further operations are executed. However, LevelDB stalls soon thereafter upon compaction (further dark shaded box), which involves access to further files, resulting in an additional 15.6 s delay, before reaching steady-state. Ceph’s long aggregate fail-over time of 23.7 s is due to Ceph losing its DRAM cache, which it rebuilds during LevelDB restart. Assise reaches full performance after failure detection 103× faster than Ceph. LevelDB performs better on the backup, as neither file system has to replicate.

**Primary recovery.** After 30 s, we restart the file system daemons on the primary, emulating the time for a machine reboot from NVM. During this time, many file system operations occur on the backup that need to be replayed on the primary. As soon as the primary is back online, we cleanly close the database on the backup and restart on the primary. Both Assise and Ceph allow applications to operate during primary recovery, but performance is affected. Assise detects outdated files via epochs and reads their contents from the remote cache replica upon access. Once read, the local copy is updated, causing future reads to be local. LevelDB returns to full performance 938 ms after restarting it on the recovering primary. Ceph also rebuilds the local OSD, but eagerly and in the background. Ceph takes 13.2 s before LevelDB serves its first operation due to contention with OSD recovery and suffers another delay of 24.9 s on first compaction, reaching full performance 43.4 s after recovery start. Assise recovers to full performance 46× faster than Ceph.

**Fail-over to cold backup.** We measure cascaded LevelDB fail-over time to an Assise replica with a cold cache. LevelDB serves its first request on the cold backup 303 ms after failure detection, but with higher latency due to SSD reads. LevelDB returns to full performance after another 2.5 s. At this point, the entire dataset has migrated back to cache.

**Process fail-over.** For this benchmark, we simply kill LevelDB. In this case, the failure is immediately detected by the local OS and LevelDB is restarted. Ceph can reuse the shared kernel buffer cache in DRAM, resulting in LevelDB restoring its database after 1.63 s and returning to full performance after an additional 2.15 s, for an aggregate 3.78 s fail-over duration. With Assise, the DB is restored in 0.71s, including recovery of the log of the failed process and reacquisition of all leases. Full-performance operations occur after an additional 0.16s, for an aggregate 0.87 s fail-over time. Assise recovers this case 4.34× faster than Ceph, showing that process-local caches are not a hindrance to fast recovery.

**OS fail-over.** NVM’s performance allows for instant local recovery of an OS failure, rather than requiring a backup replica. To demonstrate, we run the primary in a virtual machine (VM). We kill the primary VM, then immediately start a new VM from a snapshot stored in NVM. The snapshot starts in 1.66 s. We restart SharedFS within the new VM, which recovers the file system within 0.23 s. Finally, as in the process fail-over

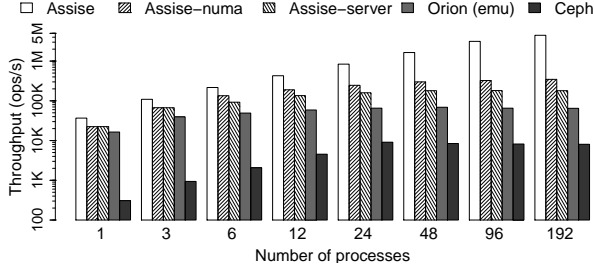


Figure 8. Scalability of atomic 4KB file operations. Log scale.

experiment, LevelDB is restarted and resumes database operations after another 0.68 s. The aggregate fail-over time is 2.57 s, comparable to Assise fail-over to a cold backup and 40× faster than Ceph’s fail-over to a backup replica.

## 5.5 Scalability

We evaluate Assise’s scalability via 1) sharded file operations under various levels of file system disaggregation, and 2) parallel email delivery in Postfix [69].

### 5.5.1 Sharded file operations

Processes in parallel create, write, and rename 4KB files with random data in private directories. This benchmark uses 3 machines (6 sockets) and can scale throughput linearly with the number of processes. To eliminate network bottlenecks to scalability, we turn replication off. Figure 8 presents average throughput over 5 runs of an increasing number of processes, each operating on 480K files, balanced over processor sockets. Ceph uses 3 sharded MDSes (1 per machine). However, MDS sharding had negligible impact on Ceph’s performance.

Ceph’s disaggregated MDSes have high overhead for atomic operations, as each client has to communicate with remote MDSes. This disaggregated design prevents scalability beyond 8k ops/s. We emulate Orion by restricting CC-NVM to use a single SharedFS lease manager. In this case, data is stored on colocated NVM, but atomic operations still use a remote lease manager. Orion has RDMA mechanisms that simplify communicating with its MDS, but these mechanisms cannot be used for operations that affect multiple inodes (e.g. renames) and Orion and Assise both use RDMA RPCs. While Orion operates in the kernel, our emulation uses user-level RDMA, which is light-weight, and Orion (emu) outperforms Ceph by 8×.

To break down the benefit of local lease management in Assise, we progressively shard it, first by server (Assise-server), then by socket (Assise-numa), and finally by process (Assise). Assise-server outperforms Orion (emu) by 2.77× and Assise-numa improves throughput by another 1.93×. Finally, Assise scales linearly with the number of processes until we hit NVM write bandwidth, improving throughput by another 12.86×. Assise outperforms Orion by 69× and Ceph by 554× at scale.

### 5.5.2 Postfix

We use the unmodified Postfix mail server to measure the performance of parallel mail delivery. A load balancer machine forwards incoming email from as many client machines as

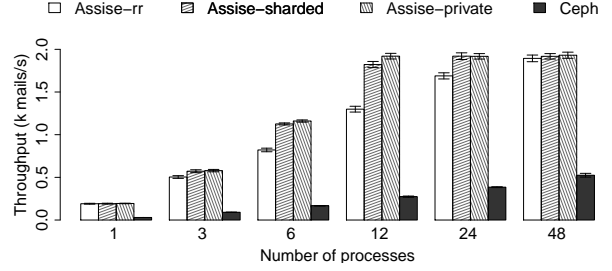


Figure 9. Postfix mail delivery throughput scalability.

necessary to maximize throughput to Postfix queue daemons running on 3 testbed machines, configured as replicas. On each Postfix machine, a pool of delivery processes pull email from the machine-local incoming mail queue and deliver it to user Maildir directories on a cluster-shared distributed file system. To ensure atomic mail delivery, a Postfix delivery process writes each incoming email to a new file in a process-private directory and then renames this file to the recipient’s Maildir.

We send 80K emails from the Enron dataset [45], with each email reaching an average of 4.5 recipients. This results in a total of 360K email deliveries. Each email has an average size of 200 KB (including attachments) and the dataset occupies 70 GB. We repeat each experiment 3 times and report average mail delivery throughput and standard deviation (error bars) in Figure 9 over an increasing number of delivery processes, balanced over machines. We compare various Assise configurations and Ceph with 2 MDSes (1 MDS performed similarly).

**Round-robin.** In the first configuration (Assise-rr) the load balancer uses a round-robin policy to send emails to mail queues. Due to a lack of locality, mails delivered to the same Maildir often require synchronization across machines, causing CC-NVM to frequently delegate leases remotely and resulting in increased delivery latencies. Despite this, Assise-rr is able to outperform Ceph by up to 5.6× at scale. Ceph cannot improve throughput much further—even with 300 delivery processes, its throughput improves by 8% versus 48 processes.

**Sharded.** We shard Maildirs by Enron suborganization over machines [23]. The load balancer is configured to prefer the recipient’s shard. For mail messages with multiple recipients, it picks the shard with the most receivers. In case of mail queue overload, the load balancer sends mail to a random unloaded shard. Sharding users in this manner provides up to 20% better performance (Assise-sharded) due to the fact that repeated deliveries to users of the same clique are likely to occur on the same server, allowing CC-NVM to synchronize delivery locally. At 15 processes, we are network-bound due to replication. Sharding did not improve Ceph’s performance.

**Private directories.** We shard Maildirs by delivery process, using process IDs for Maildir subdirectories, thereby eliminating the need for synchronization (Assise-private). This change is not backward compatible with existing mail readers, but it is the logical limit for sharding-based optimization. Assise-private scales linearly until it is bottlenecked by network

bandwidth, but performance is similar to Assise-sharded. This shows that local synchronization in Assise has minimal overhead. Ceph performance continues to be gated by the MDS.

**Summary.** Our evaluation demonstrates that localizing consistency improves scalability for sharded workloads. Most importantly, the results show Assise’s ability to deliver almost the same level of performance as private directories even if it has to perform synchronization on shared directories.

## 6 Conclusion

We argue that NVM’s unique characteristics require a re-design of distributed file systems to cache and manage data on colocated persistent memory. We show how to leverage NVM colocation in the design and implementation of Assise, a distributed file system that provides low tail latency, high throughput, scalability, and high availability with a strong consistency model. Assise uses cache replicas in NVM to minimize application recovery time and ensure data availability, while leveraging a crash consistent file system cache coherence layer (CC-NVM) to provide scalability. In comparing with several state-of-the-art file systems, our results show that Assise improves write latency up to 22×, throughput up to 56×, fail-over time up to 103×, and scalability up to 6× versus Ceph, while providing stronger consistency semantics.

## References

- [1] <https://aws.amazon.com/efs/>.
- [2] <https://aws.amazon.com/efs/>.
- [3] <http://crail.apache.org/>.
- [4] <https://software.intel.com/en-us/articles/intelr-memory-latency-checker>.
- [5] Sort benchmark home page. <http://sortbenchmark.org/>.
- [6] Supporting filesystems in persistent memory. <https://lwn.net/Articles/610174/>, Sept. 2014.
- [7] Amazon S3, Aug. 2017. <https://aws.amazon.com/s3/>.
- [8] Apache ZooKeeper. <https://zookeeper.apache.org>, Aug. 2017.
- [9] Octopus - github repostiroy, 2017. <https://github.com/thustorage/octopus>.
- [10] Persistent memory programming, Aug. 2017. <http://pmem.io/>.
- [11] The Sprite Operating System. <https://www2.eecs.berkeley.edu/Research/Projects/CS/sprite/sprite.html>, Aug. 2017.
- [12] Bandwidth: a memory bandwidth benchmark, Aug. 2018. <http://www.accelio.org/>.
- [13] Intel optane dc persistent memory, Mar. 2019. <http://www.intel.com/optanedcpersistentmemory>.
- [14] Intel SSD DC P4610 1.6TB, Apr. 2019. Google Shopping search. Lowest non-discount price.
- [15] Nvm express over fabrics 1.1, 2019. <https://nvmexpress.org/wp-content/uploads/NVMe-over-Fabrics-1.1-2019.10.22-Ratified.pdf>.
- [16] Xfstests, 2019. <https://git.kernel.org/pub/scm/fs/xfs/xfstests-dev.git/>.
- [17] Xfstests — linux nfs, 2019. <http://wiki.linux-nfs.org/wiki/index.php?title=Xfstests&oldid=5652>.
- [18] syscall\_intercept, Feb. 2020. [https://github.com/pmem/syscall\\_intercept](https://github.com/pmem/syscall_intercept).
- [19] A. Aghayev, S. Weil, M. Kuchnik, M. Nelson, G. R. Ganger, and G. Amvrosiadis. File systems unfit as distributed storage backends: Lessons from 10 years of ceph evolution. In *Proceedings of the 27th ACM Symposium on Operating Systems Principles, SOSP ’19*, 2019.
- [20] T. E. Anderson, M. D. Dahlin, J. M. Neeffe, D. A. Patterson, D. S. Roselli, and R. Y. Wang. Serverless network file systems. In *Proceedings of the Fifteenth ACM Symposium on Operating Systems Principles, SOSP ’95*, pages 109–126, New York, NY, USA, 1995. ACM.
- [21] A. Baumann, P. Barham, P.-E. Dagand, T. Harris, R. Isaacs, S. Peter, T. Roscoe, A. Schüpbach, and A. Singhanian. The multikernel: A new os architecture for scalable multicore systems. In *Proceedings of the ACM SIGOPS 22Nd Symposium on Operating Systems Principles, SOSP ’09*, pages 29–44, New York, NY, USA, 2009. ACM.
- [22] R. Birke, I. Giurciu, L. Y. Chen, D. Wiesmann, and T. Engbersen. Failure analysis of virtual and physical machines: Patterns, causes and characteristics. In *Proceedings of the 2014 44th Annual IEEE/IFIP International Conference on Dependable Systems and Networks, DSN ’14*, pages 1–12, Washington, DC, USA, 2014. IEEE Computer Society.
- [23] A. D. Birrell, R. Levin, R. M. Needham, and M. D. Schroeder. Grapevine: An exercise in distributed computing. In *Proceedings of the Eighth ACM Symposium on Operating Systems Principles, SOSP ’81*, pages 178–179, New York, NY, USA, 1981. ACM.
- [24] M. Burrows. *Efficient data sharing*. PhD thesis, University of Cambridge, UK, 1988.
- [25] V. Chidambaram, T. S. Pillai, A. C. Arpaci-Dusseau, and R. H. Arpaci-Dusseau. Optimistic crash consistency. In *Proceedings of the Twenty-Fourth ACM Symposium on Operating Systems Principles, SOSP ’13*, pages 228–243, New York, NY, USA, 2013. ACM.
- [26] V. Chidambaram, T. Sharma, A. C. Arpaci-Dusseau, and R. H. Arpaci-Dusseau. Consistency without ordering. In *Proceedings of the 10th USENIX Conference on File and Storage Technologies, FAST’12*, pages 9–9, Berkeley, CA, USA, 2012. USENIX Association.
- [27] J. Dean and S. Ghemawat. Mapreduce: Simplified data processing on large clusters. In *Proceedings of the 6th Conference on Symposium on Operating Systems Design & Implementation - Volume 6, OSDI’04*, pages 10–10, Berkeley, CA, USA, 2004. USENIX Association.
- [28] J. Dean and S. Ghemawat. LevelDB: A Fast Persistent Key-Value Store. <https://opensource.googleblog.com/2011/07/leveldb-fast-persistent-key-value-store.html>, 2011.
- [29] C. Documentation. Differences from POSIX. <http://docs.ceph.com/docs/master/cephfs/posix/>.
- [30] A. Dragojević, D. Narayanan, O. Hodson, and M. Castro. Farm: Fast remote memory. In *Proceedings of the 11th USENIX Conference on Networked Systems Design and Implementation*, pages 401–414, 2014.
- [31] D. Ford, F. Labelle, F. I. Popovici, M. Stokely, V.-A. Truong, L. Barroso, C. Grimes, and S. Quinlan. Availability in globally distributed storage systems. In *Proceedings of the 9th USENIX Conference on Operating Systems Design and Implementation, OSDI’10*, pages 61–74, Berkeley, CA, USA, 2010. USENIX Association.
- [32] S. Ghemawat, H. Gobioff, and S.-T. Leung. The google file system. In *Proceedings of the Nineteenth ACM Symposium on Operating Systems Principles, SOSP ’03*, pages 29–43, New York, NY, USA, 2003. ACM.
- [33] C. Gray and D. Cheriton. Leases: An efficient fault-tolerant mechanism for distributed file cache consistency. In *Proceedings of the Twelfth ACM Symposium on Operating Systems Principles, SOSP ’89*, pages 202–210, New York, NY, USA, 1989. ACM.
- [34] T. Hardware. Intel Optane DC persistent DIMM prices listed: \$842 for 128gb, \$2,668 for 256gb, Apr. 2019. <https://www.tomshardware.com/news/intel-optane-dimm-pricing-performance,39007.html>.
- [35] T. Haynes and D. Noveck. Network file system (nfs) version 4 protocol, Mar. 2015. <https://tools.ietf.org/html/rfc7530>.
- [36] J. L. Hennessy and D. A. Patterson. *Computer Architecture, Sixth Edition: A Quantitative Approach*. Morgan Kaufmann Publishers Inc., San Francisco, CA, USA, 6th edition, 2017.
- [37] D. Hitz, J. Lau, and M. Malcolm. File system design for an nfs file server appliance. In *Proceedings of the USENIX Winter 1994 Technical Conference on USENIX Winter 1994 Technical Conference, WTEC’94*, pages 19–19, Berkeley, CA, USA, 1994. USENIX Association.
- [38] J. Howard, M. Kazar, S. Menees, D. Nichols, M. Satyanarayanan, R. N. Sidebotham, and M. West. Scale and performance in a distributed file

- system. *SIGOPS Oper. Syst. Rev.*, 21(5):1â&S2, Nov. 1987.
- [39] InsideHPC. Intel optane DC persistent memory comes to oracle exadata X8M, Sept. 2019. <https://insidehpc.com/2019/09/intel-optane-dc-persistent-memory-comes-to-oracle-exadata-x8m/>.
- [40] N. S. Islam, M. Wasi-ur Rahman, X. Lu, and D. K. Panda. High performance design for hdfs with byte-addressability of nvm and rdma. In *Proceedings of the 2016 International Conference on Supercomputing, ICS '16*, pages 8:1–8:14, New York, NY, USA, 2016. ACM.
- [41] J. Izraelevitz, J. Yang, L. Zhang, J. Kim, X. Liu, A. Memaripour, Y. J. Soh, Z. Wang, Y. Xu, S. R. Dulloor, J. Zhao, and S. Swanson. Basic performance measurements of the Intel Optane DC Persistent Memory Module, Apr. 2019. <https://arxiv.org/abs/1903.05714v2>.
- [42] J. Jiang, L. Zheng, J. Pu, X. Cheng, C. Zhao, M. R. Nutter, and J. D. Schaub. Tencent sort. Technical report, Tencent Corporation, 2016. <http://sortbenchmark.org/TencentSort2016.pdf>.
- [43] A. Kalia, M. Kaminsky, and D. G. Andersen. Using rdma efficiently for key-value services. *ACM SIGCOMM Computer Communication Review*, 44(4):295–306, 2015.
- [44] D. Kim, A. Memaripour, A. Badam, Y. Zhu, H. H. Liu, J. Padhye, S. Raindel, S. Swanson, V. Sekar, and S. Seshan. Hyperloop: Group-based nic-offloading to accelerate replicated transactions in multi-tenant storage systems. In *Proceedings of the 2018 Conference of the ACM Special Interest Group on Data Communication, SIGCOMM '18*, pages 297–312, New York, NY, USA, 2018. ACM.
- [45] B. Klimt and Y. Yang. The enron corpus: A new dataset for email classification research. In *European Conference on Machine Learning*, pages 217–226. Springer, 2004.
- [46] Y. Kwon, H. Fingler, T. Hunt, S. Peter, E. Witchel, and T. Anderson. Strata: A cross media file system. In *Proceedings of the 26th Symposium on Operating Systems Principles, SOSP '17*, pages 460–477, New York, NY, USA, 2017. ACM.
- [47] T. Le, J. Stern, and S. Briscoe. Fast memcpy with SPDK and intel I/OAT DMA engine, Apr. 2017. <https://software.intel.com/en-us/articles/fast-memcpy-using-spdk-and-ioat-dma-engine>.
- [48] S. Lee, J. Mohan, S. Kashyap, T. Kim, and V. Chidambaram. RECIPE: Reusing concurrent in-memory indexes for persistent memory. In *Proceedings of the 27th ACM Symposium on Operating Systems Principles*, Huntsville, Canada, 2019.
- [49] J. B. Leners, H. Wu, W.-L. Hung, M. K. Aguilera, and M. Walfish. Detecting failures in distributed systems with the falcon spy network. In *Proceedings of the Twenty-Third ACM Symposium on Operating Systems Principles, SOSP '11*, 2011.
- [50] H. Li, A. Ghodsi, M. Zaharia, S. Shenker, and I. Stoica. Tachyon: Reliable, memory speed storage for cluster computing frameworks. In *Proceedings of the ACM Symposium on Cloud Computing, SOCC '14*, pages 6:1–6:15, New York, NY, USA, 2014. ACM.
- [51] H. Li, Y. Zhang, D. Li, Z. Zhang, S. Liu, P. Huang, Z. Qin, K. Chen, and Y. Xiong. Ursula: Hybrid block storage for cloud-scale virtual disks. In *Proceedings of the Fourteenth EuroSys Conference 2019, EuroSys '19*, pages 15:1–15:17, New York, NY, USA, 2019. ACM.
- [52] K. Li and P. Hudak. Memory coherence in shared virtual memory systems. *ACM Trans. Comput. Syst.*, 7(4):321â&S359, Nov. 1989.
- [53] Y. Lu, J. Shu, Y. Chen, and T. Li. Octopus: An rdma-enabled distributed persistent memory file system. In *Proceedings of the 2017 USENIX Conference on Usenix Annual Technical Conference, USENIX ATC '17*, pages 773–785, Berkeley, CA, USA, 2017. USENIX Association.
- [54] P. MacArthur and R. D. Russell. A performance study to guide rdma programming decisions. In *High Performance Computing and Communication & 2012 IEEE 9th International Conference on Embedded Software and Systems (HPCC-ICESS), 2012 IEEE 14th International Conference on*, pages 778–785. IEEE, 2012.
- [55] C. Metz. The epic story of Dropbox's exodus from the Amazon cloud empire, Mar. 2016. <https://www.wired.com/2016/03/epic-story-dropboxs-exodus-amazon-cloud-empire/>.
- [56] J. Mickens, E. B. Nightingale, J. Elson, K. Nareddy, D. Gehring, B. Fan, A. Kadav, V. Chidambaram, and O. Khan. Blizzard: Fast, cloud-scale block storage for cloud-oblivious applications. In *Proceedings of the 11th USENIX Conference on Networked Systems Design and Implementation, NSDI'14*, pages 257–273, Berkeley, CA, USA, 2014. USENIX Association.
- [57] C. Mitchell, Y. Geng, and J. Li. Using one-sided rdma reads to build a fast, cpu-efficient key-value store. In *USENIX Annual Technical Conference*, pages 103–114, 2013.
- [58] J. Mohan, A. Martinez, S. Ponnappalli, P. Raju, and V. Chidambaram. Crashmonkey and ace: Systematically testing file-system crash consistency. *ACM Trans. Storage*, 15(2), Apr. 2019.
- [59] J. Ousterhout, A. Gopalan, A. Gupta, A. Kejriwal, C. Lee, B. Montazeri, D. Ongaro, S. J. Park, H. Qin, M. Rosenblum, S. Rumble, R. Stutsman, and S. Yang. The ramcloud storage system. *ACM Trans. Comput. Syst.*, 33(3):7:1–7:55, Aug. 2015.
- [60] P. Raju, R. Kadekodi, V. Chidambaram, and I. Abraham. PebblesDB: Building Key-Value Stores using Fragmented Log-Structured Merge Trees. In *Proceedings of the 26th ACM Symposium on Operating Systems Principles (SOSP '17), SOSP '17*, Shanghai, China, October 2017.
- [61] Y. Shan, Y. Huang, Y. Chen, and Y. Zhang. Legoos: A disseminated, distributed OS for hardware resource disaggregation. In *13th USENIX Symposium on Operating Systems Design and Implementation (OSDI '18)*, pages 69–87, Carlsbad, CA, Oct. 2018. USENIX Association.
- [62] SNIA. *NVM Programming Model (NPM)*, version 1.2 edition, June 2017.
- [63] K. C. W. So and E. G. Sirer. Latency and bandwidth-minimizing failure detectors. In *Proceedings of the 2Nd ACM SIGOPS/EuroSys European Conference on Computer Systems 2007, EuroSys '07*, pages 89–99, New York, NY, USA, 2007. ACM.
- [64] M. Stonebraker. Operating system support for database management. *Commun. ACM*, 24(7):412–418, July 1981.
- [65] Y. Taleb, R. Stutsman, G. Antoniu, and T. Cortes. Tailwind: fast and atomic rdma-based replication. 2018.
- [66] V. Tarasov, E. Zadok, and S. Shepler. Filebench: A flexible framework for file system benchmarking. *USENIX ;login;*, 41(1), 2016.
- [67] R. van Renesse and F. B. Schneider. Chain replication for supporting high throughput and availability. In *Proceedings of the 6th Conference on Symposium on Operating Systems Design & Implementation - Volume 6, OSDI'04*, pages 7–7, Berkeley, CA, USA, 2004. USENIX Association.
- [68] B. K. R. Vangoor, V. Tarasov, and E. Zadok. To fuse or not to fuse: Performance of user-space file systems. In *FAST*, pages 59–72, 2017.
- [69] W. Venema. Postfix project. <http://www.postfix.org/>.
- [70] Y. Wang, M. Kapritsos, Z. Ren, P. Mahajan, J. Kirubanandam, L. Alvisi, and M. Dahlin. Robustness in the salus scalable block store. In *Proceedings of the 10th USENIX Conference on Networked Systems Design and Implementation, nsdi'13*, pages 357–370, Berkeley, CA, USA, 2013. USENIX Association.
- [71] S. Watanabe. *Solaris 10 ZFS Essentials*. Prentice Hall, 2009.
- [72] S. A. Weil, S. A. Brandt, E. L. Miller, D. D. E. Long, and C. Maltzahn. Ceph: A scalable, high-performance distributed file system. In *Proceedings of the 7th Symposium on Operating Systems Design and Implementation, OSDI'06*, pages 307–320, Berkeley, CA, USA, 2006. USENIX Association.
- [73] J. Xu, J. Kim, A. Memaripour, and S. Swanson. Finding and fixing performance pathologies in persistent memory software stacks. In *Proceedings of the Twenty-Fourth International Conference on Architectural Support for Programming Languages and Operating Systems, ASPLOS '19*, pages 427–439, New York, NY, USA, 2019. ACM.
- [74] J. Xu and S. Swanson. Nova: A log-structured file system for hybrid volatile/non-volatile main memories. In *Proceedings of the 14th Usenix Conference on File and Storage Technologies, FAST'16*, pages 323–338, Berkeley, CA, USA, 2016. USENIX Association.
- [75] J. Yang, J. Izraelevitz, and S. Swanson. Orion: A distributed file system for non-volatile main memory and rdma-capable networks. In *17th USENIX Conference on File and Storage Technologies (FAST 19)*, pages 221–234, Boston, MA, 2019. USENIX Association.

- [76] ZDNet. Google cloud taps new intel memory module for SAP HANA workloads, July 2018. <https://www.zdnet.com/article/google-cloud-taps-new-intel-memory-module-for-sap-hana-workloads/>.
- [77] ZDNet. Baidu swaps DRAM for optane to power in-memory database, Aug. 2019. <https://www.zdnet.com/article/baidu-swaps-dram-for-optane-to-power-in-memory-database/>.
- [78] P. Zuo, Y. Hua, and J. Wu. Write-optimized and high-performance hashing index scheme for persistent memory. In *13th USENIX Symposium on Operating Systems Design and Implementation (OSDI 18)*, pages 461–476, Carlsbad, CA, Oct. 2018. USENIX Association.

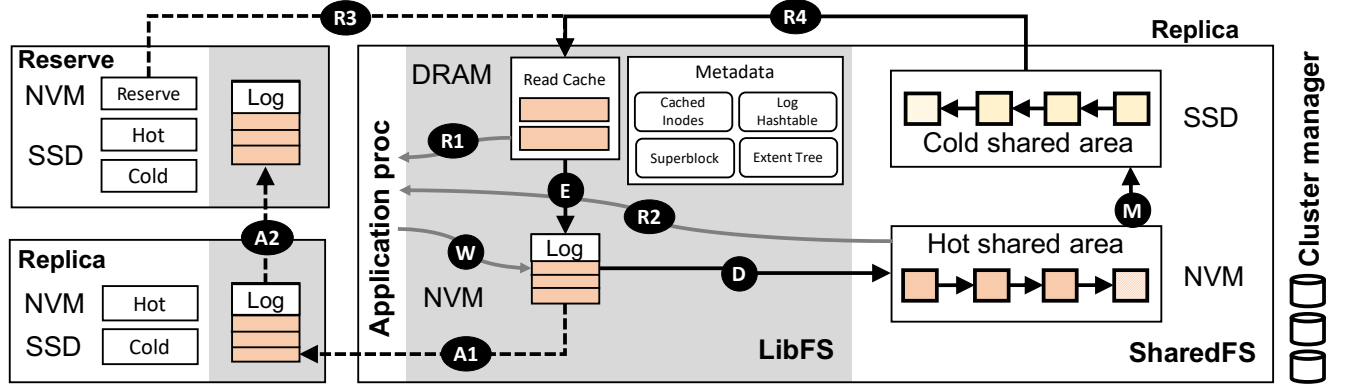


Figure 10. Assise components and IO paths. Dashed line = RDMA operation, solid line = local operation. Shaded areas are per process.

## A IO Paths Appendix

In this section of the appendix, we describe in detail the IO paths introduced in Section 3.2, including cold storage in SSD, and how they integrate with Strata. We use some Strata terminology in this section, which is defined in [46]. Figure 10 illustrates the major IO paths in Assise in detail. Application processes using Assise run on a configurable number of cache replicas. For illustration, the figure shows an example with 2 cache replicas and 1 reserve replica.

### A.1 Write Path

Writes in Assise involve three high-level mechanisms that operate on different time scales: 1. To allow for persistence with low latency, LibFS directly writes into a local, configurable sized, private update log in NVM (**W** in Figure 10). 2. The local update log is later (on `fsync` when *pessimistic*, on `dsync` when *optimistic*) chain-replicated by LibFS (**A1**, **A2**), which provides opportunities for saving network bandwidth by *coalescing* [46] the log before replication. 3. When the update log fills beyond a threshold, a *digest* [46] of the log is initiated on every replica (**D**) to evict its contents. We describe replication and digestion next.

**Replication and crash consistency.** When *pessimistic*, `fsync` forces immediate, synchronous replication. The caller is blocked until all writes up to the `fsync` have been replicated. Thus, all writes prior to an `fsync` outlive node failures.

When *optimistic*, `fsync` is a no-op and Assise is free to delay replication to coalesce more operations in the write log before replication. In this case, Assise initiates replication on `dsync` or upon digestion (see below).

After coalescing the local update log, its contents are written to the LibFS private update log on the next replica along the replication chain via RDMA writes (**A1**). Finally, an RPC is sent to the replica to initiate chain replication to the next replica (**A2**), and so on. The final replica in the chain sends an acknowledgment back along the chain to indicate that the chain completed successfully.

**Digest/eviction.** When a process’s private update log fills beyond a threshold, LibFS replicates all log contents and

then initiates a digest on each replica along the replication chain via RPC (**A1**, **A2**). Each replica checks log integrity and potentially further coalesces them (**D**). Each replica along the chain digests in parallel and acknowledges when its digest operation is finished.

**Cold data migration.** Digests insert new data into SharedFS *hot shared areas* [46] in NVM (the second-level cache), migrating cold data out of these areas (**M**). Assise migration is LRU based. Data migrates from private write log to hot, to optional reserve, to cold shared area. For cache replicas, the hot shared area resides in NVM; there is no reserve shared area, and a *cold shared area* resides in SSD, which may be locally attached or disaggregated (e.g. via NVMe-over-Fabrics [15]). For the reserve replica, the hot and cold shared areas both reside in SSD, and there is a reserve shared area in NVM that is used to accelerate cold reads (cf. §A.2 and §3.5).

### A.2 Read Path

Assise allows different versions of the same file block to be available in multiple storage layers simultaneously. The LRU data migration mechanism guarantees that the latest version is always available in the fastest media of the storage hierarchy. Upon a read, LibFS 1. checks the process-private update log and DRAM read cache (log hashtable and read cache in Figure 10) for the requested data block (**R1**). If not found, LibFS 2. checks the node-local hot shared area (**R2**) via extent trees (cached in process-local DRAM—extent tree in Figure 10). If the data was found in either of these areas, it is read locally. If not found, LibFS 3. checks the reserve shared area on the reserve replica (**R3**), if it exists, and in parallel checks the cold shared area on the local replica (**R4**). If the data was found in the reserve shared area, LibFS reads it remotely. Otherwise, it is read locally.

**Read cache management.** Recently read data is cached in DRAM, except if it was read from local NVM, where DRAM caching does not provide benefit. Assise prefetches up to 256KB of data sequentially when reading from cached media. The read cache caches 4KB blocks, which is also the IO granularity of the SSD. Remote NVM reads can happen at smaller



granularity (§3.2). Filling the DRAM cache with new data might necessitate evicting old data. In this case, the data is written back from DRAM to NVM by LibFS to the local update log (⑨). The updated data migrates to the hot shared area on digest. Finally, upon release of a lease, LibFS invalidates corresponding cache entries.

## B Sizing the Update Log

Assise uses LibFS update logs in NVM per process and cache replica to provide fast replicated IO with kernel-bypass. Update log space requirements can impact scalability with many processes, depending on available NVM space. In this section, we study the impact of the LibFS update log size on Assise’s performance and scalability. We also explain how logs may be dynamically resized to adapt to workload demands and available NVM capacity.

### B.1 Performance Sensitivity Analysis

We perform a sensitivity analysis to evaluate the impact of LibFS update log size on application performance. To do so, we run a single-process microbenchmark that writes a 1 GB file sequentially at 4 KB IO granularity. We consider this as a worst case scenario for smaller log sizes, since, in the absence of contention, processes can quickly fill up their allocated log space. Figure 11 shows the normalized write throughput at different log sizes. Throughput increases with log size, saturating at 2GB, but the performance impact is small. Throughput increases by only 22% when using the largest (2GB) log size, which is 128× larger than the smallest (16MB). For workloads that share data, we expect this gap to be smaller, as logs are evicted upon lease handoff. With 6 TB of NVM per machine, Assise can scale to thousands of processes even with 2GB update logs. At 16 MB, 100,000s processes can be supported.

### B.2 Dynamic Log Sizing

It is possible to dynamically resize update logs to adapt to momentarily available NVM capacity. SharedFS can resize logs upon eviction/digestion, which is triggered whenever the log fills beyond a threshold or upon explicit request by LibFS. SharedFS uses a two-phase commit protocol to enforce identical log size across cache replicas when resizing. The first phase asks all replicas to resize the identified update log, which can be accepted or denied. If accepted by all replicas, the resize operation is committed in the second phase or aborted if at least one replica dissents (e.g. on out of memory). When accepting in the first phase, appropriate log space is simply reserved and only allocated on commit.

The most significant overhead for log resizing is memory registration for RDMA. It requires pinning the memory, assigning an identifier, and mapping it in the RDMA NIC. However, this operation can be overlapped with the digest itself. To help reduce the need for frequent resizing, logs can be resized multiplicatively at first. After the log size exceeds a certain threshold, its expansion can be limited to fixed

increments, similar to resizing approaches in prior work [74].

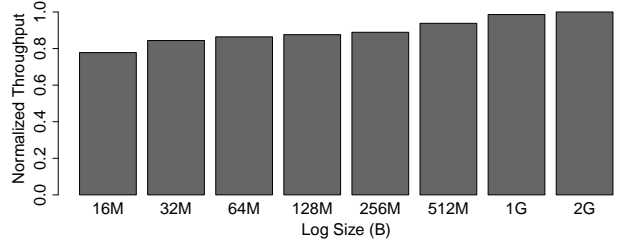


Figure 11. Throughput versus update log size, normalized to 2GB.

## C Xfstests

We tested Assise, NFS, and Ceph using xfstests [16]. Assise was able to pass all 75 “generic” xfstests that are recommended for NFS [17]. Comparatively, NFSv4.2 and Ceph v14.2.1 pass only 71 and 69 of these tests, respectively.

### C.1 NFS

NFS fails test cases 35, 423, 465, and 469.

**Consistency (423, 465, 469).** To improve performance, NFS clients cache file attributes using a delay-based heuristic. This causes file attributes, such as the change time, to not be kept immediately consistent when file attributes are changed (423). NFS also does not provide consistency among direct IO (O\_DIRECT) writes and buffered reads. Neither the data, nor the meta-data are kept consistent (465). Similarly, consistency is not provided between memory mapped IO and file meta-data changes. For example, a memory mapped file that is later truncated does not update the memory map immediately, continuing to expose the truncated area to the memory map (469).

**Missing features (35).** Test 35 checks that a file or directory that is open but has been overwritten will have no hard links to it. This test fails for NFS files because NFS servers do not track open files. Instead, NFS clients use a technique called “silly-renaming”, where the open file is instead renamed to a hidden file on the server before being overwritten, causing a hard link to still exist.

### C.2 Ceph

Ceph fails test cases 91, 213, 258, 263, 313, and 451.

**Consistency (451, 313).** Ceph does not provide consistency among an async direct (O\_DIRECT) write process and multiple buffered read processes sharing a file [29]. Data read by the readers does not match the data written by the writer. Ceph does not update mtime after certain file operations, such as truncation.

**Crash consistency (258).** Negative ctimes underflow after remount. For example, ctime -315593940 is changed to 3979380556 after remounting.

**Error mismatch (213).** The test tries to reserve (via fallocation) more space than the file system has. The expected error is “fallocate: No space left on device” but Ceph

reports “fallocate: File too large”.

**Missing features (91, 263).** The fallocate flags FALLOC\_FL\_ZERO\_RANGE, FALLOC\_FL\_COLLAPSE\_RANGE, and FALLOC\_FL\_INSERT\_RANGE are not supported by Ceph.

The tests are thus incomplete, skipping some operations. Both tests are related to direct IO and sub-block size buffered I/O. 91 does concurrent buffered I/O.