

# On the complexity of acyclic modules in automata networks

Kévin Perrot<sup>1,2</sup>, Pacôme Perrotin<sup>1\*</sup>, and Sylvain Sené<sup>1</sup>

<sup>1</sup> Aix Marseille Univ., Univ. de Toulon, CNRS, LIS, UMR 7020, Marseille, France.

<sup>2</sup> Univ. Côte d’Azur, CNRS, I3S, UMR 7271, Sophia Antipolis, France.

**Abstract.** Modules were introduced as an extension of Boolean automata networks. They have inputs which are used in the computation said modules perform, and can be used to wire modules with each other. In the present paper we extend this new formalism and study the specific case of acyclic modules. These modules prove to be well described in their limit behavior by functions called output functions. We provide other results that offer an upper bound on the number of attractors in an acyclic module when wired recursively into an automata network, alongside a diversity of complexity results around the difficulty of deciding the existence of cycles depending on the number of inputs and the size of said cycle.

## 1 Introduction

Automata networks (ANs) are a generalisation of Cellular automata (CAs). While classical CAs require a  $n$ -dimensional lattice with uniform local functions, ANs can be built on any graph structure, and with any function at each vertex of the graph. They have been applied to the study of genetic regulation networks [13,20,14,6,8] where the influence of different genes (inhibition, activation) are represented by automata whose functions mirror together the global dynamics of the network. This application in particular motivates the development of tools to understand, predict and describe the dynamics of ANs in an efficient way. In the worst case, studying the dynamics of an AN (*i.e.* analysing the behavior of all possible configurations of the system) will always take an exponential amount of time in the size of the network. Attempts using mainly combinatorics have been made to predict and count specific limit behavior of the system without enumerating the entire network’s dynamics [1,9,3]. Other studies focused on understanding the dynamics of such complex systems by considering them as compositions of bricks simpler to analyse [4,19,7] and propose to study manners of controlling these bricks and/or systems [5,16]. In line with such approaches and [11] the authors developed in [17] the formalism of modules. They are ANs with inputs, and operators called wirings that allow modules to be composed into larger modules, and eventually into ANs. In this paper we propose

---

\* Corresponding author: [pacome.perrotin@lis-lab.fr](mailto:pacome.perrotin@lis-lab.fr).

an exploration of a specific type of modules, namely acyclic modules, providing definitions and results supporting that this formalism allows for a partial understanding of the dynamics of ANs, at a reduced cost.

In Section 2 we propose definitions of ANs, modules and wirings. Section 3 presents definitions of acyclicity in modules and related concepts and results. Finally in Section 4 we explore complexity results around acyclic modules and their inputs.

*General notations.* We note  $\mathbb{B}$  the set of Booleans  $\mathbb{B} = \{0, 1\}$ . For  $A$  an alphabet, we note  $A^n$  the set of vectors of size  $n$  with values in  $A$ . For  $x \in A^n$ , we might denote  $x$  by  $x_1x_2 \dots x_n$ . For example, a vector  $x \in \mathbb{B}^3$  defined such that  $x_1 = 1$ ,  $x_2 = 0$ ,  $x_3 = 1$  can alternatively be denoted by  $x = 101$ . For  $x \in A^S$  for  $S$  a set of labels,  $s$  in  $S$ , and  $f$  a function which takes  $x$  as an input, we might denote  $f(x) = s$  as a simplification of  $f(x) = x_s$ . For  $G$  a digraph, we note  $V(G)$  its set of vertices and  $A(G)$  its set of arcs. Let  $G, G'$  be two digraphs, we note  $G \subseteq G'$  if and only if  $G$  is a subdigraph of  $G'$ , that is  $V(G) \subseteq V(G')$  and  $u, v \in V(G)$  implies  $(u, v) \in A(G) \Leftrightarrow (u, v) \in A(G')$ . For  $f : A \rightarrow B$ , and  $C \subseteq A$ , we note  $f|_C$  the function defined over  $f|_C : C \rightarrow B$  such that  $f|_C(x) = f(x)$  for all  $x \in C$ . For  $x \in A^S$  a vector over the set  $S$ , for any function  $f : R \rightarrow S$ , we define  $x \circ f$  as the vector such that  $(x \circ f)_r = x_{f(r)}$ , for all  $r \in R$ . For  $X = (x_1, x_2, \dots, x_k)$  a sequence of vectors, we define  $X \circ f$  as the sequence  $(x_1 \circ f, x_2 \circ f, \dots, x_k \circ f)$ . In most of our examples, the alphabet will be  $\mathbb{B}$ .

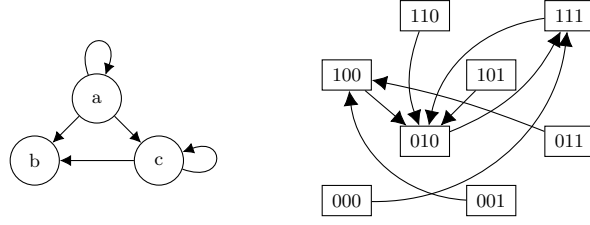
## 2 Definitions

### 2.1 Automata networks

ANs are composed by a set  $S$  of automata. Each automaton in  $S$ , or node, is at any time in a state in  $A$ . Gathering those isolated states into a vector of dimension  $|S|$  provides us with a configuration of the network. More formally, a *configuration* of  $S$  over  $A$  is a vector in  $A^S$ . The state of every automaton is bound to evolve as a function of the configuration of the entire network. Each node has a unique function, called a local function that is predefined and does not change over time. A *local function* is thus a function  $f$  defined over  $f : A^S \rightarrow A$ . An AN is described as a set which provides a local function to every node in the network. Formally, an *automata network*  $F$  is a set of local functions  $f_s$  over  $S$  and  $A$  for every  $s \in S$ .

*Example 1.* For  $A = \mathbb{B}$ , and  $S = \{a, b, c\}$ , let  $F$  be a Boolean AN with local functions  $f_a(x) = \neg a$ ,  $f_b(x) = a \vee \neg c$ , and  $f_c(x) = \neg c \wedge \neg a$ .

The configuration of an AN is updated using the local functions. The protocol by which the local functions are applied is called its update schedule. Many different update schedules exist (actually, there are an infinite number of these), and it is well known that changing the update schedule of ANs can change the obtained dynamics [18,12,2,15]. The update schedule used in this paper is the



**Fig. 1.** (Left) Interaction digraph and of (right) dynamics of the network of Example 1.

parallel update schedule, in which every node updates its value according to its local function at each time step. Thus, considering a configuration  $x$  of an AN  $F$ , the *update*  $F(x)$  of  $F$  over  $x$  is the configuration such that for all  $s \in S$ ,  $F(x)_s = f_s(x)$ , where  $f_s$  is the local function assigned to  $s$  in  $F$ .

*Example 2.* Following the previous example, we can see that  $F(000) = 111$ ,  $F(010) = 111$  and that  $F(111) = 010$ .

ANs are usually represented by the influence that automata hold on each other. As such the visual representation of an AN is a directed graph, called an interaction digraph, whose nodes are the automata of the network, and arcs are the influences that link the different automata. Formally,  $s$  *influences*  $s'$  if and only if there exist two configurations  $x, x'$  such that  $\forall r \in S, r \neq s \iff x_r = x'_r$ , and  $F(x)_{s'} \neq F(x')_{s'}$ . From this, we define the *interaction digraph* of  $F$  as the directed graph with nodes  $S$  such that  $(s, s')$  is an arc of the digraph if and only if  $s$  influences  $s'$ . For instance the interaction digraph of the network developed in Example 1 is depicted in Figure 1.

To encapsulate the entire behavior of the network, one needs to enumerate all the possible configurations the network, namely the elements of  $\Lambda^S$ , and describe the global update function upon this set. This is often done via another graphical representation, which is another digraph, called the dynamics of the network. Intuitively, this graph defines an arc from  $x$  to  $x'$  if and only if the update of the network over the configuration  $x$  results in the configuration  $x'$ . Formally, the *dynamics* of  $F$  as the digraph  $G$  with vertex set  $\Lambda^S$ , such that  $(x, x')$  is an arc in  $G$  if and only if  $F(x) = x'$ . The dynamics of the network developed in Example 1 is presented in Figure 1.

The dynamics of a network is a large object. A commonly studied part of this object is called the attractors of the networks. An attractor is a sequence of configurations which constitutes a cycle in the dynamics of the network. Alternatively, the attractors of a network can be defined as the set of non trivial strongly connected components of its dynamics. Formally, an *attractor* of  $F$  is a subdigraph  $G_L \subseteq G$ , such that  $x$  is a node in  $G_L$  if and only if there exists  $k \in \mathbb{N} \setminus \{0\}$  such that  $F^k(x) = x$ . Notice that, classically in the domain of ANs, An attractor of size one is called a *fixed point*, whereas an attractor of size greater than one is called a *limit cycle*.

*Example 3.* In our example, the attractors of  $F$  are the configurations 010 and 111 since they verify  $F^2(010) = 010$  and  $F^2(111) = 111$ . For any other configuration, updating the network more than two times changes the state of the network to 010 or 111. Alternatively, the configuration 010 and 111 form the only non trivial strongly connected component of the dynamics of this network.

## 2.2 Modules

Informally, modules can be described as ANs with inputs. More formally, for a given module, we introduce a new set of labels, usually denoted  $I$ , which contains the inputs of the module. By convention, inputs will be denoted with Greek letters. A local function of a module does not only depend on the states of the automata of the network, but also on the evaluations of the inputs. Inputs are not automata, and do not have a state; but it is interesting to suggest that inputs are added nodes of the network that do not admit local functions. Formally, by considering  $S$  and  $I$  as sets of labels, and  $\Lambda$  as an alphabet, a *module* is a set which, for every  $s \in S$ , defines a local function  $f_s : \Lambda^{S \cup I} \rightarrow \Lambda$ .

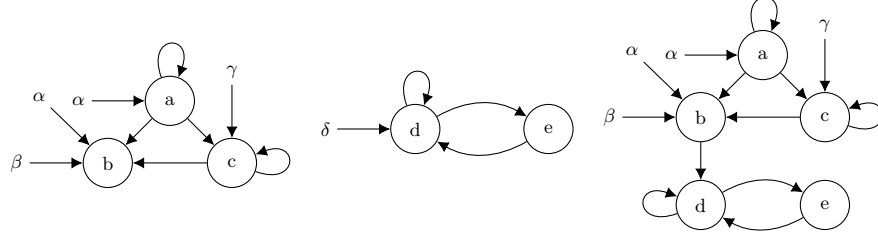
*Example 4.* For  $\Lambda = \mathbb{B}$ ,  $S = \{a, b, c\}$  and  $I = \{\alpha, \beta, \gamma\}$  let  $M$  be a module with local functions  $f_a(x, i) = \neg b \vee \alpha$ ,  $f_b(x, i) = a \vee \neg c \vee \beta \vee \neg \alpha$ , and  $f_c(x, i) = \neg c \wedge \neg \gamma$ .

The digraph representation of a module is similar to that of an AN; the inputs are added for clarity as incident arrows to the nodes they influence. For instance, the module of Example 4 is illustrated in Figure 3. As well, updating a module over the parallel update schedule is similar to updating an AN. The inputs are introduced with specific notations which are detailed below. Let  $x$  and  $i$  be configurations over  $S$  and  $I$  respectively. The update of a module  $M$  over  $x$  and  $i$ , denoted  $M(x, i)$ , is defined as a configuration over  $S$  such that, for all  $s \in S$ ,  $M(x, i)_s = f_s(x, i)$ , where  $f_s$  is the local function assigned to  $s$  in  $M$ .

*Example 5.* Let us update the module  $M$  over the node configuration  $x = 011$  and the input configuration  $i = 000$ . We compute  $f_a(x, i) = \neg 1 \vee 0 = 0$ ,  $f_b(x, i) = 0 \vee \neg 1 \vee 0 \vee \neg 0 = 1$  and  $f_c(x, i) = \neg 1 \wedge \neg 0 = 0$ , thus giving  $M(011, 000) = 010$ .

Since it will be convenient to update a module over multiple iterations at once, we will generally consider a sequence of input configurations of the form  $\{i_1, i_2, \dots, i_m\}$ . For  $\alpha, \beta, \dots$  the inputs of the considered module, we will denote for convenience  $\alpha_1, \beta_1, \dots$  the evaluation of those inputs in the configuration  $i_1$ , and so on, denoting  $\alpha_k, \beta_k, \dots$  the evaluation of the respective inputs in the configuration  $i_k$ . We will denote by  $M(x, \{i_1, i_2, \dots, i_m\})$  the execution of  $m$  updates of the module  $M$  starting with configuration  $x$ , taking the input configuration  $i_k$  at update number  $k$ . Formally, it is defined recursively as:

$$M(x, (i_1, i_2, \dots, i_m)) = M(M(x, i_1), (i_2, \dots, i_m)), \text{ with } M(x, \emptyset) = x.$$



**Fig. 2.** Illustration of the wiring of Example 7. Interaction digraphs of the modules (left)  $M$ , (center)  $M'$  and (right)  $M''$ .

### 2.3 Wirings

Modules are a formalism of composition and decomposition of ANs. As such, we define the process of composing modules together as wiring. Wirings exist in two forms. One is recursive, and proposes the rearrangement of a single module by connecting inputs of the module to itself. The second type of wiring is non-recursive, and defines the combination of two modules into one, connecting inputs of one module to the nodes of the other. When an input is connected, any function depending on the value of that input relies on the state of the connected node instead. Those two sorts of wirings were proven to be universal to compose any network from elementary parts [17]. Wiring operations are defined upon an object that specifies the operated connections, usually denoted  $\omega$  which is a partial function defined from a subset of inputs of the second module to nodes of the first.

**Recursive wiring.** Let  $M$  be a module with label sets  $S$  and  $I$  which, for every  $s \in S$ , defines the local function  $f_s$ . For  $\omega : I \rightarrow S$  a partial function, we define  $\circlearrowleft_\omega M$  the module which, for every  $s \in S$ , defines the local function  $f'_s$  such that:

$$\forall x \in A^{S \cup I}, f'_s(x) = f_s(x \circ \hat{\omega}), \text{ with } \hat{\omega}(i) = \begin{cases} \omega(i) & \text{if } i \in \text{dom}(\omega) \\ i & \text{if } i \in I \setminus \text{dom}(\omega) \end{cases}.$$

*Example 6.* For  $A = \mathbb{B}$ ,  $S = \{a, b, c\}$  and  $I = \{\alpha, \beta, \gamma\}$  let  $M$  be a module with local functions  $f_a(x, i) = \neg b \vee \alpha$ ,  $f_b(x, i) = a \vee \neg c \vee \beta \vee \neg \alpha$ , and  $f_c(x, i) = \neg c \wedge \neg \gamma$ . Let us define a partial function  $\omega : I \rightarrow S$  such that  $\text{dom}(\omega) = \{\alpha, \gamma\}$ , and  $\omega(\alpha) = c$  and  $\omega(\gamma) = a$ . The result of the recursive wiring  $\circlearrowleft_\omega M$  is a module with sets  $S' = S$  and  $I' = \{\beta\}$  with local functions  $f'_a(x, i) = \neg b \vee c$ ,  $f'_b(x, i) = a \vee \neg c \vee \beta \vee \neg c$ , and  $f'_c(x, i) = \neg c \wedge \neg a$ .

**Non-recursive wiring.** Let  $M$  and  $M'$  be two modules with respective label sets  $S, I$ , and  $S', I'$ . We denote  $f_s$  and  $f'_{s'}$  the local functions defined respectively in  $M$  and  $M'$  for every  $s \in S$  and  $s' \in S'$ . Let us denote  $\mathcal{S} = S \cup S' \cup I \cup I'$ . For  $\omega : I' \rightarrow S$  a partial function, we define  $M \rightarrow_\omega M'$  the module with label sets  $S \cup S'$  and  $I \cup I' \setminus \text{dom}(\omega)$  which, for every  $s \in S \cup S'$ , defines the local function

$f_s''$  such that:

$$\forall x \in \Lambda^{\mathcal{S}}, f_s''(x) = \begin{cases} f_s(x) & \text{if } s \in S \\ f_s'(x \circ \hat{\omega}) & \text{if } s \in S' \end{cases} \quad \text{with } \hat{\omega}(i) = \begin{cases} \omega(i) & \text{if } i \in \text{dom}(\omega) \\ i & \text{if } i \in I' \setminus \text{dom}(\omega) \end{cases}.$$

*Example 7.* For  $\Lambda = \mathbb{B}$ ,  $S = \{a, b, c\}$  and  $I = \{\alpha, \beta, \gamma\}$ , let  $M$  be a module with local functions  $f_a(x, i) = \neg b \vee \alpha$ ,  $f_b(x, i) = a \vee \neg c \vee \beta \vee \neg \alpha$ , and  $f_c(x, i) = \neg c \wedge \neg \gamma$ . Let also be  $S' = \{d, e\}$ ,  $I' = \{\delta\}$  and  $M'$  another module with local functions  $f_d'(x, i) = \neg d \vee e \vee \delta$  and  $f_e'(x, i) = \neg e \vee d$ . Let  $\omega : I' \rightarrow S$  be the function such that  $\omega(\delta) = b$ . The result of the non-recursive wiring  $M \mapsto_{\omega} M'$  is the module with sets  $S'' = \{a, b, c, d, e\}$  and  $I'' = \{\alpha, \beta, \gamma\}$  with local functions  $f_a''(x, i) = \neg b \vee \alpha$ ,  $f_b''(x, i) = a \vee \neg c \vee \beta \vee \neg \alpha$ ,  $f_c''(x, i) = \neg c \wedge \neg \gamma$ ,  $f_d''(x, i) = \neg d \vee e \vee b$  and  $f_e''(x, i) = \neg e \vee d$ . (See an illustration in Figure 2.)

### 3 Acyclicity

#### 3.1 Acyclic automata networks

Acyclicity is a property of the interaction digraph of the considered AN; it means that no node of the network influences itself, neither by a direct loop nor through the action of any cycle that would include this node. Acyclic ANs have been one of the first families of ANs to be studied and characterised [18]. Their dynamical behavior is trivial: there is only one fixed point, which attracts every other configuration. This is true under the parallel update schedule as well as any other schedule which would eventually update every node a minimum amount of time for the stabilisation to propagate. This early result led to the simple conclusion that cycles are essential to the complexity of their dynamics.

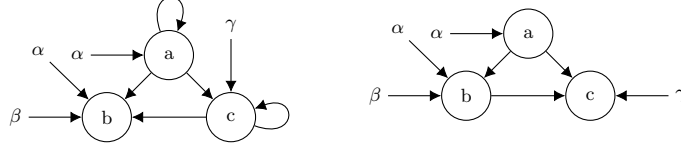
#### 3.2 Acyclic Modules

**Acyclicity.** A module  $M$  is acyclic if its interaction digraph is acyclic.

*Example 8.* For  $\Lambda = \mathbb{B}$ ,  $S = \{a, b, c\}$  and  $I = \{\alpha, \beta, \gamma\}$  let  $M$  be a module with local functions  $f_a(x, i) = \alpha$ ,  $f_b(x, i) = a \vee \beta \vee \neg \alpha$ , and  $f_c(x, i) = \neg b \wedge a \wedge \neg \gamma$ .  $M$  is acyclic. (See an illustration in Figure 3.)

The dynamics of this family of objects is simple enough to be studied, and complex enough to provide insights into the general dynamics of ANs. It is indeed clear that every AN can be decomposed into a recursively wired acyclic module. This can be done by taking a feedback arc set of the interaction digraph of the network, and producing a module that replaces every arc in the set by an input.

As an acyclic module has no loop or cycle in its influences, it can support no long lasting memory used for computation. As such the behavior of any node in the network can be understood as a function of only the evaluation of the inputs in its last iterations. This function is called an output function and how much it must look in the past to make its prediction is called the delay of the function.



**Fig. 3.** Interaction digraph of (left) the module of Example 4, (right) the acyclic module of Example 8.

**Output function.** For  $k \in \mathbb{N}$ , An output function  $O$  of delay  $m$  is a function defined over  $\Lambda^{m \times k} \rightarrow \Lambda$ .

For  $M$  a module with  $k$  inputs, an output function  $O$  with delay  $m$  is a function defined over a sequence of inputs  $\{i_1, i_2, \dots, i_m\}$ . Each node of a network defines its own output function, similarly to how it defines a local function. The output function of a node will depend on the output functions defined by the nodes which influences it. In other terms, if node  $a$  influences node  $b$ , then whatever output function which predicts the value of  $a$  based only on inputs will be useful to predict the evaluation of  $b$  one iteration later. As such  $b$  does not directly depend on the output function of  $a$ , but on what we define as its incrementation; that is, the output function of  $a$  with incremented delay.

**Output function incrementation.** Let  $O$  be an output function of delay  $m$ . The incrementation of  $O$  is the output function of delay  $m + 1$  denoted  $O^{+1}$  such that  $O^{+1}(i_1, i_2, \dots, i_{m+1}) = O(i_2, i_3, \dots, i_{m+1})$  for any sequence of input configurations  $\{i_1, i_2, \dots, i_{m+1}\}$ .

Output functions are sufficient to describe the behavior of the entire module from the inputs after a given amount of time. This fact is illustrated by the Property 1 below.

*Example 9.* For  $\Lambda = \mathbb{B}$ ,  $S = \{a, b, c\}$  and  $I = \{\alpha, \beta, \gamma\}$  let  $M$  be a module with local functions  $f_a(x, i) = \alpha$ ,  $f_b(x, i) = a \vee \beta \vee \neg \alpha$ , and  $f_c(x, i) = \neg b \wedge a \wedge \neg \gamma$ . The module  $M$  verifies the following output functions :  $O_a = \alpha_1$ , which has delay 1,  $O_b = \alpha_2 \vee \beta_1 \vee \neg \alpha_1$ , which has delay 2, and  $O_c = \neg \alpha_3 \wedge \neg \beta_2 \wedge \alpha_2 \wedge \alpha_2 \wedge \neg \gamma_1$ , which has delay 3.

**Node output.** Let  $M$  be an acyclic module. For every  $s \in S$ , we define the output function of  $s$ , denoted  $O_s$ , as the output function with minimal delay  $m$  such that for any sequence of inputs  $J = \{i_1, i_2, \dots, i_m\}$  and any configuration  $x$ ,  $M(x, J)_s = O_s(J)$ .

*Property 1.* Let  $M$  be an acyclic module. For every  $s \in S$ ,  $s$  has one and only one output function  $O_s$ .

Property 1 can be further refined to propose the following result, which states that two networks have the same attractors if and only if the modules they can be decomposed into have the same number of inputs and the same output functions on the nodes on which those inputs are wired. As such, modules can

be considered as black boxes which are to be considered equivalent in their limit behavior, as long as they share the same output functions, according to some bijection between their inputs.

**Theorem 1.** *Let  $M$  and  $M'$  be two acyclic modules, with  $T$  and  $T'$  subsets of their nodes such that  $|T| = |T'|$ . If there exists  $g$  a bijection from  $I$  to  $I'$  and  $h$  a bijection from  $T$  to  $T'$  such that for every  $s \in T$ ,  $O_s$  and  $O'_{h(s)}$  have same delay, and for every input sequence  $J$  with length the delay of  $O_s$ ,*

$$O_s(J) = O'_{h(s)}(J \circ g^{-1})$$

*then for any function  $\omega : I \rightarrow T$ , the networks  $\circlearrowleft_\omega M$  and  $\circlearrowleft_{h \circ \omega \circ g^{-1}} M'$  have isomorphic attractors (up to the renaming of automata given by  $h$ ).*

Output functions are a characterisation of the behavior of acyclic modules which is enough to understand their limit dynamics under parallel schedule. This characterisation behaves in expected ways under non-recursive wirings. Taking two acyclic modules and wiring them non-recursively makes a module whose output functions are deducible from the output functions of the initial acyclic module. We now state a result which provides an upper bound on the number of attractors of each size of an AN, which is wired from a module with  $k$  inputs.

**Theorem 2.** *Taking an acyclic module with  $k$  inputs and wiring all inputs recursively gives an AN. Let us denote  $a(k, c)$  the number of attractors of size  $c$  of its dynamics. We state  $a(k, c) \leq A(k, c)$ , with:*

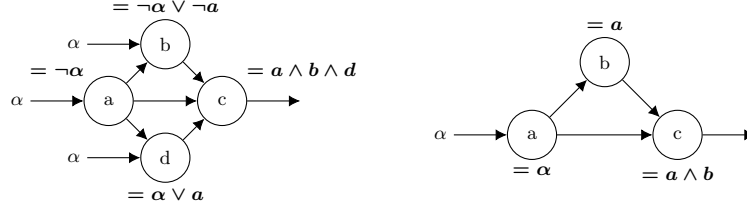
$$A(k, 1) = |\Lambda|^k \quad \text{and} \quad A(k, c) = |\Lambda|^{kc} - \sum_{c' < c, c' | c} A(k, c').$$

The smallest  $k$  which can be provided for any AN is equal to the minimum feedback arc set of the network. As such this result is very similar to a previous result of [1,3], which states an upper bound on the total number of attractors depending on the size of a positive feedback arc set. Though the global bound with a positive feedback arc set would be stronger, the present result is different as it operates on parallel update schedule and provides different bounds on different sizes of attractors, where the previous result offered a bound on the total count of attractors under asynchronous update schedule.

### 3.3 One-to-one modules

A module with only one input has the particularity of being recursively wired in a linear amount of possible ways. That is, the only degree of freedom in the wiring is the choice of the node which will serve as output. Let us consider a module with only one input, and let us consider  $e \in S$  as the designated output node of the module. In this context we will denote  $\circlearrowleft M$  as the AN obtained by wiring the input of the module to its designated output. Furthermore, the output function  $O_e$  will sometimes be denoted  $O$ , as the designated output function of the module. Such a module with only one input and a designated output is called a one-to-one module.





**Fig. 4.** Illustration of Theorem 3. Both modules consider  $c$  as their output node, and display the same output function  $O = \alpha_2 \wedge \alpha_3$ . The module on the right is optimal, as 3 is the delay of its output function.

**Theorem 3.** *Let  $M$  be a one-to-one module. The one-to-one module  $M_{min}$  with a minimum number of nodes and which defines the same output function as  $M$  is of size  $d$ , for  $d$  the delay of the output function of  $M$ .*

An example of the application of Theorem 3 is illustrated in Figure 4. This construction is polynomial in time, and bears strong resemblances with the objects known as Feedback Shift Registers [10].

## 4 Complexity Results

This section presents complexity results that have been obtained around output functions, and the difficulty of the analysis of the dynamics of acyclic modules after being recursively wired into a complete network. Such a wiring will sometimes be denoted as a complete recursive wiring of the module. A module is encoded into the input of a decision problem as the list of its local functions written in propositional logic. We first examine the complexity of the computation of an output function in an acyclic module. This process is equivalent to the computation of a circuit.

### ► ACYCLIC MODULE OUTPUT PROBLEM

**Input:** An acyclic module  $M$ , a node  $s \in S$  and an output function  $O$ .

**Question:** Does  $O_s = O$  in  $M$ ?

**Theorem 4.** *The Acyclic Module Output Problem is P-complete.*

*Sketch of proof.* We reduce from the Circuit Value Problem, as the computation of an output function in a Boolean module without any input results in a constant output function which is equivalent to the evaluation of a circuit.  $\square$

Now we provide a few problems which concern decisions over the dynamics of a network obtained from a recursively wired acyclic module.

### ► ACYCLIC MODULE ATTRACTOR PROBLEM

**Input:** An acyclic module  $M$  with  $k$  inputs and  $n$  nodes, a function  $\omega$  which defines a complete recursive wiring over  $M$ , and a number  $c$  encoded in unary.

**Question:** Does there exist an attractor of size  $c$  in the dynamics of  $\cup_{\omega} M$ ?

► ONE-TO-ONE MODULE ATTRACTOR PROBLEM

**Input:** A one-to-one module  $M$  with  $n$  nodes, a function  $\omega$  which defines a complete recursive wiring over  $M$ , and a number  $c$  encoded in unary.

**Question:** Does there exist an attractor of size  $c$  in the dynamics of  $\circlearrowleft_\omega M$ ?

► ACYCLIC MODULE FIXED POINT PROBLEM

**Input:** An acyclic module  $M$  with  $k$  inputs and  $n$  nodes, and a function  $\omega$  which defines a complete recursive wiring over  $M$ .

**Question:** Does there exist a configuration  $x$  such that  $\circlearrowleft_\omega M(x) = x$ ?

► ONE-TO-ONE MODULE FIXED POINT PROBLEM

**Input:** A One-to-one module  $M$  with  $n$  nodes, and a function  $\omega$  which defines a complete recursive wiring over  $M$ .

**Question:** Does there exist a configuration  $x$  such that  $\circlearrowleft_\omega M(x) = x$ ?

Those four problems are variations of the same question under different sets of constraints. The first problem, the Acyclic Module Attractor Problem, generalises the other three decision problems, while the One-to-one Module Fixed Point Problem is generalised by the other three decision problems. We provide our complexity analysis of those problems in a way that mirrors this diamond like structure.

**Theorem 5.** *The Acyclic Module Attractor Problem can be solved in time  $O(f(k \times c)q(n))$  for  $q$  a polynomial, i.e. it is fixed parameter tractable.*

*Sketch of proof.* We obtain this by iterating all of the possible input sequences of size  $c$ . We execute the network on each sequence and check if the outputs correspond to the given input. This process scales polynomially with the size of the network, but exponentially with the size of the attractor and the number of inputs.  $\square$

**Theorem 6.** *The One-to-one Module Attractor Problem is NP-complete.*

*Sketch of proof.* We provide a reduction from the SAT problem which for any formula with  $m$  variables, constructs a module of size  $3m + 1$ . The first  $3m$  nodes encode the input and the last node checks the evaluation. If at any point the formula is evaluated at false or if the encoding is wrong, the whole network stabilises to a fixed point. If the encoding is correct and the evaluation positive, the configuration will shift in the network, providing an attractor of size  $3m + 1$ . The existence of this attractor is proven equivalent to the satisfiability of the formula.  $\square$

**Theorem 7.** *The Acyclic Module Fixed Point Problem is NP-complete.*

*Sketch of proof.* We provide a reduction from the SAT problem similar to the classical result which states an equivalent property over Automata Network [?]. In this reduction, the obtained module will stabilise only if a given node, which computes a SAT formula, has constant value 1.  $\square$

**Corollary 1.** *The One-to-one Module Fixed Point Problem is in P.*

*Sketch of proof.* This is an application of Theorem 5. □

The above stated results imply that the size of the network is not a meaningful parameter in the difficulty of the task of finding attractors. Theorem 5 shows that the two parameters which apply this effect are the size of the desired attractor and the number of inputs the network would bear if seen as an acyclic module. In other terms this second parameter is the level of interconnectivity of the network. Theorems 6 and 7 prove that this characterisation is tight.

► **ACYCLIC MODULE OUTPUT CONSTRUCTION PROBLEM**

**Input:** A set  $\{M_1, M_2, \dots, M_\ell\}$  of acyclic modules, and  $O$  an output function.

**Question:** Does there exist a set of non-recursive wirings  $\omega$  which can construct an acyclic module from  $M_1, M_2, \dots, M_\ell$  such that  $O$  is an output function of the obtained module?

**Theorem 8.** *The Acyclic Module Output Construction Problem is NP-complete.*

*Sketch of proof.* We provide a reduction from the SAT problem. We ask for the construction of an output function via the wiring of constant modules ‘0’ and ‘1’, and a bigger module which executes a computation from its inputs based on the formula, such that the target output function is obtained by non-recursive wirings if and only if the formula is satisfiable. □

## 5 Conclusion

Automata Networks are complex systems, the exhaustive study of which requires an amount of resources exponential in the size of the network. By defining and studying acyclic modules we propose an innovative way of approaching this question. Theorem 1 proposes the reduction of the limit dynamic of a network to the output functions of an acyclic module which composes it. We think that this result, alongside with Theorem 3 which is a direct application of it, provides an interesting way of categorising networks depending on their output functions. Also presented are Theorem 2 which proposes a bound on the total number of attractors depending on the number of inputs in an acyclic module, and the results listed in Section 4, which state a range of complexity results on acyclic modules. The set of results proposed in this paper describe, in our opinion, a good picture of the limits and possibilities that come from studying acyclic modules.

In future works, we plan to expand this formalism to more general update schedules, and to propose a version of Theorem 3 which would generalise to modules with more than one input and one output. We also plan to apply those tools to optimise large automata networks, such as those designed and studied in biology applications.

## References

1. J. Aracena. Maximum number of fixed points in regulatory Boolean networks. *Bull. Math. Biol.*, 70:1398–1409, 2008.
2. J. Aracena, Luis Gómez, and L. Salinas. Limit cycles and update digraphs in Boolean networks. *Discr. Appl. Math.*, 161:1–12, 2013.
3. J. Aracena, A. Richard, and L. Salinas. Number of fixed points and disjoint cycles in monotone Boolean networks. *SIAM J. Discr. Math.*, 31:1702–1725, 2017.
4. G. Bernot and F. Tahi. Behaviour preservation of a biological regulatory network when embedded into a larger network. *Fundam. Inform.*, 91:463–485, 2009.
5. C. Biane and F. Delaplace. Causal reasoning on Boolean control networks based on abduction: theory and application to cancer drug discovery. *IEEE/ACM Trans. Comput. Biol. Bioinform.*, 16:1574))1585, 2019.
6. M.I. Davidich and S. Bornholdt. Boolean network model predicts cell cycle sequence of fission yeast. *PLoS One*, 3:e1672, 2008.
7. F. Delaplace, H. Klaudel, T. Melliti, and S. Sené. Analysis of modular organisation of interaction networks based on asymptotic dynamics. In *Proc. of CMSB’12*, volume 7605 of *LNCS*, pages 148–165, 2012.
8. J. Demongeot, E. Goles, M. Morvan, M. Noual, and S. Sené. Attraction basins as gauges of robustness against boundary conditions in biological complex systems. *PLoS One*, 5:e11793, 2010.
9. J. Demongeot, M. Noual, and S. Sené. Combinatorics of Boolean automata circuits dynamics. *Discr. Appl. Math.*, 160:398–415, 2012.
10. B. Elspas. The theory of autonomous linear sequential networks. *IRE Trans. Circuit Theory*, 6(1):45–60, 1959.
11. T. Feder. *Stable networks and product graphs*. PhD thesis, Stanford University, 1990.
12. E. Goles and L. Salinas. Comparison between parallel and serial dynamics of Boolean networks. *Theor. Comput. Sci.*, 396:247–253, 2008.
13. S. A. Kauffman. Metabolic stability and epigenesis in randomly constructed genetic nets. *J. Theor. Biol.*, 22:437–467, 1969.
14. L. Mendoza and E. R. Alvarez-Buylla. Dynamics of the genetic regulatory network for *Arabidopsis thaliana* flower morphogenesis. *J. Theor. Biol.*, 193:307–319, 1998.
15. M. Noual and S. Sené. Synchronism versus asynchronism in monotonic Boolean automata networks. *Nat. Comput.*, 17:393–402, 2018.
16. J. Pardo, S. Ivanov, and F. Delaplace. Sequential reprogramming of biological network fate. In *Proc. of CMSB’19*, volume 11773 of *LNCS*, pages 20–41, 2019.
17. K. Perrot, P. Perrotin, and S. Sené. A framework for (de)composing with Boolean automata networks. In *Proc. of MCU’18*, volume 10881 of *LNCS*, pages 121–136, 2018.
18. F. Robert. *Discrete Iterations: A Metric Study*. Springer, 1986.
19. H. Siebert. Dynamical and structural modularity of discrete regulatory networks. In *Proc. of COMPMOD’09*, volume 6 of *EPTCS*, pages 109–124, 2009.
20. R. Thomas. Boolean formalization of genetic control circuits. *J. Theor. Biol.*, 42:563–585, 1973.

## A Proofs

*Property 1.* Let  $M$  be an acyclic module. For every  $s \in S$ ,  $s$  has one and only one output function  $O_s$ .

*Proof.* We first claim that there always exist an output function for any node:

*Claim 1.* Let  $M$  be an acyclic module with  $k$  inputs. For every  $s \in S$ , there exists an output function  $O_s$  with delay  $m$  which for any sequence of inputs  $J = \{i_1, i_2, \dots, i_m\}$  and any initial configuration  $x$  verifies  $M(x, J)_s = O_s(J)$ .

To see this is true, see that  $M$  is an acyclic module, therefore there exists a node  $s \in S$  such that  $s$  is not influenced by any node in  $S$  (but possibly by some inputs). As a consequence, there exists an output function  $O_s$  which simply equals  $f_s$ , and has a delay of  $j_s = 1$ . Now for the induction, consider the module  $M$  without some set of nodes  $S' \subset S$  such that for each node  $s' \in S'$  we have already defined an output function  $O_{s'}$  with delay  $j_{s'}$ . Since it is still acyclic there exists a node  $s \in S \setminus S'$  such that  $s$  is not influenced by any node in  $S \setminus S'$  (but possibly by some inputs and some nodes in  $S'$ ). As a consequence, there exists an input function  $O_s$  which computes the local function  $f_s$ , replacing the evaluation of any node  $s' \in S'$  by the incrementation of the output function  $O_{s'}$ , and has a delay of  $j_s = 1 + \max\{j_{s'} \mid s' \in S'\}$ .

We now make the following claim:

*Claim 2.* Let  $M$  be an acyclic module. Let  $s \in S$ , and  $O_s$  and  $O'_s$  be two output functions with respective delays  $m$  and  $m'$  such that for any two sequences of inputs  $J, J'$  of size  $m$  and  $m'$  respectively and any initial configuration  $x$ ,  $M(x, J)_s = O_s(J)$  and  $M(x, J')_s = O'_s(J')$ . If  $m = m'$ , then  $O_s = O'_s$ .

To see this is true, suppose  $m = m'$ . This implies that  $J$  and  $J'$  are of the same size. For any  $J$  such that  $J = J'$ , we verify  $O_s(J) = M(x, J)_s = M(x, J')_s = O'_s(J') = O'_s(J)$ . Therefore  $O_s = O'_s$ .

We conclude by stating that any two different minimal output function for  $s$  would provide a contradiction with claim 2.  $\square$

**Theorem 1.** Let  $M$  and  $M'$  be two acyclic modules, with  $T$  and  $T'$  subsets of their nodes such that  $|T| = |T'|$ . If there exists  $g$  a bijection from  $I$  to  $I'$  and  $h$  a bijection from  $T$  to  $T'$  such that for every  $s \in T$ ,  $O_s$  and  $O'_{h(s)}$  have same delay, and for every input sequence  $J$  with length the delay of  $O_s$ ,

$$O_s(J) = O'_{h(s)}(J \circ g^{-1})$$

then for any function  $\omega : I \rightarrow T$ , the networks  $\circlearrowleft_\omega M$  and  $\circlearrowleft_{h \circ \omega \circ g^{-1}} M'$  have isomorphic attractors (up to the renaming of automata given by  $h$ ).

*Proof.* First remark that  $\omega$  has domain  $I$  hence it wires all inputs of  $M$  and therefore  $\circlearrowleft_\omega M$  is an automata network with a dynamics and attractors. Furthermore  $g$  is a bijection from  $I$  to  $I'$  hence the same applies to  $\circlearrowleft_{h \circ \omega \circ g^{-1}} M'$ . Let us denote  $F = \circlearrowleft_\omega M$  and  $F' = \circlearrowleft_{h \circ \omega \circ g^{-1}} M'$  for simplicity, with  $G$  and  $G'$

the dynamics restricted to their respective attractors. We want to show that  $G$  and  $G'$  are isomorphic.

For  $x \in \Lambda^S$ , we define the input sequence of length  $k$  generated by  $x$ , denoted  $\hat{J}(x)^k$ , as the sequence which verifies

$$\hat{J}(x)_\ell^k = F^{\ell-1}(x)|_T \circ \omega, \text{ for } 1 \leq \ell \leq k.$$

Intuitively, the sequence  $\hat{J}(x)^k$  records the evaluation of the network's outputs on  $T$ , over  $k$  consecutive updates, starting with configuration  $x$ .

*Claim 3.* Let  $k$  be such that  $\forall s \in S$  with  $d_s \leq k$ , for  $d_s$  the delay of the output function  $O_s$  in  $M$ . For  $J$  an input sequence of length  $k$ , the evaluation of  $M(x, J)$  is always the same, regardless of the starting configuration  $x \in \Lambda^S$ .

To see that this is true, apply Property 1 and consider that  $M(x, J)_s = O_s(J)$ , for every  $s \in S$ . This computation is properly defined as per the definition of the length of  $J$ . It follows that the computation of  $M(x, J)$  only depends on  $J$ . Based on this fact, we will denote  $M(x, J) = M(J)$  in the rest of this demonstration when applicable, that is, when no output function of  $M$  has a delay greater than  $k$ .

*Claim 4.* Let  $J$  be an input sequence of length  $k$  such that the configuration  $M(J)$  is defined.  $\hat{J}(M(J))^k = J \Rightarrow M(J) \in V(G)$ .

This Claim states that if the configuration  $M(J)$ , which is obtained by updating any configuration  $x$  in  $M$  with the input sequence  $J$ , generates the input sequence  $J$ , then  $M(J)$  is a configuration which belongs to an attractor of  $F$ .

Let us denote  $x = M(J)$ . By hypothesis,  $\hat{J}(x)^k = J$ . It follows that:

$$\begin{aligned} F^k(x) &= F(F^{k-1}(x)) = M(F^{k-1}(x), F^{k-1}(x)|_T \circ \omega) \\ &= M(M(\dots M(x, F^0(x)|_T \circ \omega) \dots, F^{k-2}(x)|_T \circ \omega), F^{k-1}(x)|_T \circ \omega) \\ &= M(M(\dots M(x, \hat{J}(x)_1^k) \dots, \hat{J}(x)_{k-1}^k), \hat{J}(x)_k^k) \\ &= M(x, \hat{J}(x)^k) = M(x, J) = M(J) = x \end{aligned}$$

which implies that  $F^k(x) = x$  and  $x$  is part of an attractor which length divides  $k$ , hence the Claim holds.

*Claim 5.* Let  $x \in V(G)$ . There exists  $x' \in V(G')$  such that  $\hat{J}(x)^k \circ g^{-1} = \hat{J}(x')^k$ , for every  $k \in \mathbb{N}$ .

This Claim implies that, for any configuration  $x$  in an attractor of  $F$ , there exists a configuration  $x'$  in an attractor of  $F'$  which generates an input sequence  $\hat{J}(x')^k$  equivalent to the input sequence  $\hat{J}(x)^k$  up to the bijection  $g$ , and that holds for any length  $k$ .

To prove it, consider  $x \in V(G)$  and let us take  $k$  greater than the the delay of any output function in  $M$  and  $M'$ ; and such that  $F^k(x) = x$ . We consider the input sequences  $\hat{J}(x)^k$  and  $\hat{J}(x)^k \circ g^{-1}$ . Claim 3 implies that  $M'(\hat{J}(x)^k \circ g^{-1})$

is a well defined configuration over  $M'$ , which we shall denote  $x'$ . Let us prove that  $\hat{J}(x)^k \circ g^{-1} = \hat{J}(x')^k$ . By definition we know that

$$\hat{J}(x)_1^k \circ g^{-1} = F^0(x)|_T \circ \omega \circ g^{-1} = x|_T \circ \omega \circ g^{-1}$$

while

$$\begin{aligned} \hat{J}(x')_1^k &= F'^0(x')|_{T'} \circ h \circ \omega \circ g^{-1} = x'|_{T'} \circ h \circ \omega \circ g^{-1} \\ &= M'(\hat{J}(x)^k \circ g^{-1})|_{T'} \circ h \circ \omega \circ g^{-1}. \end{aligned}$$

Let us note that for any  $s' \in T'$ ,  $M'(\hat{J}(x)^k \circ g^{-1})_{s'} = O'_{s'}(\hat{J}(x)^k \circ g^{-1})$  which equals  $O_{h^{-1}(s')}(\hat{J}(x)^k)$  by the hypothesis of the Theorem. It follows that

$$M'(\hat{J}(x)^k \circ g^{-1})|_{T'} \circ h = M(\hat{J}(x)^k)|_T \circ h^{-1} \circ h = x|_T$$

and this implies that

$$\hat{J}(x')_1^k = x|_T \circ \omega \circ g^{-1} = \hat{J}(x)_1^k \circ g^{-1}$$

therefore  $\hat{J}(x)_1^k \circ g^{-1} = \hat{J}(x')_1^k$ .

This marks the first step of the induction to prove  $\hat{J}(x)^k \circ g^{-1} = \hat{J}(x')^k$ . Let us state the induction hypothesis that

$$\hat{J}(x)_{[1,\ell]}^k \circ g^{-1} = \hat{J}(x')_{[1,\ell]}^k, \text{ for } \ell < k.$$

We now prove that it implies  $\hat{J}(x)_{[1,\ell+1]}^k \circ g^{-1} = \hat{J}(x')_{[1,\ell+1]}^k$ . To prove it, we only need to prove  $\hat{J}(x)_{\ell+1}^k \circ g^{-1} = \hat{J}(x')_{\ell+1}^k$ . Let  $\cdot$  denote the concatenation of two sequences. We know that

$$\begin{aligned} \hat{J}(x)_{\ell+1}^k \circ g^{-1} &= F^\ell(x)|_T \circ \omega \circ g^{-1} \\ &= M(x, \hat{J}(x)_{[1,\ell]}^k)|_T \circ \omega \circ g^{-1} \\ &= M(M(\hat{J}(x)^k), \hat{J}(x)_{[1,\ell]}^k)|_T \circ \omega \circ g^{-1} \\ &= M(\hat{J}(x)^k \cdot \hat{J}(x)_{[1,\ell]}^k)|_T \circ \omega \circ g^{-1} \end{aligned}$$

and

$$\begin{aligned} \hat{J}(x')_{\ell+1}^k &= F'^\ell(x')|_{T'} \circ h \circ \omega \circ g^{-1} \\ &= M'(x', \hat{J}(x')_{[1,\ell]}^k)|_{T'} \circ h \circ \omega \circ g^{-1} \\ &= M'(x', \hat{J}(x)_{[1,\ell]}^k \circ g^{-1})|_{T'} \circ h \circ \omega \circ g^{-1} \\ &= M'(M'(\hat{J}(x)^k \circ g^{-1}), \hat{J}(x)_{[1,\ell]}^k \circ g^{-1})|_{T'} \circ h \circ \omega \circ g^{-1} \\ &= M'((\hat{J}(x)^k \circ g^{-1}) \cdot (\hat{J}(x)_{[1,\ell]}^k \circ g^{-1}))|_{T'} \circ h \circ \omega \circ g^{-1} \\ &= M'((\hat{J}(x)^k \cdot \hat{J}(x)_{[1,\ell]}^k) \circ g^{-1})|_{T'} \circ h \circ \omega \circ g^{-1}. \end{aligned}$$

As the sequence  $(\hat{J}(x)^k \cdot \hat{J}(x)_{[1,\ell]}^k) \circ g^{-1}$  is at least of length  $k$ , we can use it to compute the result of output functions. From the hypothesis of the Theorem it follows that for every  $s' \in T'$ ,

$$\begin{aligned} M'((\hat{J}(x)^k \cdot \hat{J}(x)_{[1,\ell]}^k) \circ g^{-1})_{s'} &= O'_{s'}((\hat{J}(x)^k \cdot \hat{J}(x)_{[1,\ell]}^k) \circ g^{-1}) \\ &= O_{h^{-1}(s')}(\hat{J}(x)^k \cdot \hat{J}(x)_{[1,\ell]}^k) \\ &= M(\hat{J}(x)^k \cdot \hat{J}(x)_{[1,\ell]}^k)_{h^{-1}(s')} \end{aligned}$$

which, using again the hypothesis of the Theorem to relate  $M$  and  $M'$ , implies

$$\begin{aligned} \hat{J}(x')_{\ell+1}^k &= M'((\hat{J}(x)^k \cdot \hat{J}(x)_{[1,\ell]}^k) \circ g^{-1})|_{T'} \circ h \circ \omega \circ g^{-1} \\ &= M(\hat{J}(x)^k \cdot \hat{J}(x)_{[1,\ell]}^k)_T \circ h^{-1} \circ h \circ \omega \circ g^{-1} \\ &= M(\hat{J}(x)^k \cdot \hat{J}(x)_{[1,\ell]}^k)_T \circ \omega \circ g^{-1} \\ &= \hat{J}(x)_{\ell+1}^k \circ g^{-1} \end{aligned}$$

and concludes the induction, therefore  $\hat{J}(x)^k \circ g^{-1} = \hat{J}(x')^k$ . It follows that  $\hat{J}(M'(\hat{J}(x)^k \circ g^{-1}))^k = \hat{J}(x')^k = \hat{J}(x)^k \circ g^{-1}$ , which implies by Claim 4 that  $x' \in V(G')$ , and that  $x'$  is in an attractor which size divides  $k$ , just like  $x$ . This concludes our proof of Claim 5 for  $k$  big enough, but remark that as a consequence it holds for any  $k \in \mathbb{N}$ .

Observe a symmetric sequence of arguments to prove that for every  $x' \in V(G')$ , there exists  $x \in V(G)$  such that  $\hat{J}(x')^k \circ g = \hat{J}(x)^k$ . It follows that for any  $x \in V(G)$ , there exists a unique  $x' \in V(G')$  such that the above relation holds. This is true since if there existed  $x', x'' \in V(G')$  such that  $\hat{J}(x)^k \circ g^{-1} = \hat{J}(x')^k$ ,  $\hat{J}(x)^k \circ g^{-1} = \hat{J}(x'')^k$ , and  $x' \neq x''$ , then it would follow that  $\hat{J}(x')^k = \hat{J}(x)^k \circ g^{-1} = \hat{J}(x'')^k \circ g \circ g^{-1} = \hat{J}(x'')^k$ . Since  $x', x'' \in V(G')$ , for a large enough  $k$  multiple of the sizes of the attractors containing  $x'$  and  $x''$ , we would have  $x' = M'(\hat{J}(x')^k) = M'(\hat{J}(x'')^k) = x''$ , a contradiction.

Let us therefore denote  $\hat{h} : V(G) \rightarrow V(G')$  the bijection which to any  $x \in V(G)$  associates  $x' \in V(G')$  such that  $\hat{J}(x)^k \circ g^{-1} = \hat{J}(x')^k$ . This implies that  $\hat{h}(x) = M'(\hat{J}(x)^k \circ g^{-1})$ , for  $k$  larger than the delay of any output function in  $M$  and  $M'$ , and multiple of the size of the attractors which contain  $x$  and  $\hat{h}(x)$ . Let us prove that  $\hat{h}$  is an isomorphism from  $G$  to  $G'$ . We need to prove that, for any  $x \in V(G)$ ,  $\hat{h}(F(x)) = F'(\hat{h}(x))$ .

Let  $x \in V(G)$  and  $k$  a multiple of the length of the attractor  $x$  is part of, such that  $k$  is greater than any delay of any output function in both  $M$  and  $M'$ . It follows that

$$\begin{aligned} \hat{h}(F(x)) &= M'(\hat{J}(F(x))^k \circ g^{-1}) \\ &= M'((F^0(F(x))|_T \circ \omega, F^1(F(x))|_T \circ \omega, \dots, F^{k-1}(F(x))|_T \circ \omega) \circ g^{-1}) \\ &= M'((F^1(x)|_T \circ \omega, F^2(x)|_T \circ \omega, \dots, F^k(x)|_T \circ \omega) \circ g^{-1}) \\ &= M'((F^1(x)|_T \circ \omega \circ g^{-1}, F^2(x)|_T \circ \omega \circ g^{-1}, \dots, F^k(x)|_T \circ \omega \circ g^{-1})). \end{aligned}$$



Let us consider an individual element of the above sequence,  $F^\ell(x)|_T \circ \omega \circ g^{-1}$ . It follows that for every  $s \in S$ ,

$$\begin{aligned}
F^\ell(x)_s &= M(x, \hat{J}(x)^\ell)_s \\
&= M(M(\hat{J}(x)^k), \hat{J}(x)^\ell)_s \\
&= M(\hat{J}(x)^k \cdot \hat{J}(x)^\ell)_s \\
&= O_s(\hat{J}(x)^k \cdot \hat{J}(x)^\ell) \\
&= O'_{h(s)}((\hat{J}(x)^k \cdot \hat{J}(x)^\ell) \circ g^{-1}) \\
&= M'((\hat{J}(x)^k \cdot \hat{J}(x)^\ell) \circ g^{-1})_{h(s)} \\
&= M'(M'(\hat{J}(x)^k \circ g^{-1}), \hat{J}(x)^\ell \circ g^{-1})_{h(s)} \\
&= M'(\hat{h}(x), \hat{J}(x)^\ell \circ g^{-1})_{h(s)} \\
&= F'^\ell(\hat{h}(x))_{h(s)}
\end{aligned}$$

which implies that  $F^\ell(x)|_T \circ \omega \circ g^{-1} = F'^\ell(\hat{h}(x))|_{T'} \circ h \circ \omega \circ g^{-1}$ . This, applied to the previous development, gives

$$\begin{aligned}
\hat{h}(F(x)) &= M'((F'^1(\hat{h}(x))|_{T'} \circ h \circ \omega \circ g^{-1}, F'^2(\hat{h}(x))|_{T'} \circ h \circ \omega \circ g^{-1}, \dots \\
&\quad \dots, F'^k(\hat{h}(x))|_{T'} \circ h \circ \omega \circ g^{-1})) \\
&= M'(\hat{J}(F'(\hat{h}(x)))) \\
&= F'(\hat{h}(x))
\end{aligned}$$

and concludes the proof of the Theorem.  $\square$

**Theorem 2.** *Taking an acyclic module with  $k$  inputs and wiring all inputs recursively gives an AN. Let us denote  $a(k, c)$  the number of attractors of size  $c$  of its dynamics. We state  $a(k, c) \leq A(k, c)$ , with:*

$$A(k, 1) = |A|^k \quad \text{and} \quad A(k, c) = |A|^{kc} - \sum_{c' < c, c'|c} A(k, c').$$

*Proof.* Let us consider an acyclic module  $M$  with  $k$  inputs. Consider a wiring  $\omega$  over  $M$  such that  $\text{dom}(\omega) = I$ , for  $I$  the set of  $k$  inputs of  $M$ . Finally consider the dynamics of the Automata Network  $F = \circlearrowleft_\omega M$ . Let us denote  $\omega(I)$  and call output set the set defined  $\omega(I) = \{\omega(\alpha) \mid \alpha \in I\}$ . We remark the following fact :

$$|\omega(I)| \leq |I| = k \tag{1}$$

Let us consider an attractor  $X = \{x_1, x_2, \dots, x_c\}$  over  $F$ . By definition  $F(x_i) = x_{i+1}$  for  $i < c$  and  $F(x_c) = x_1$ . For  $R \subseteq S$ , and  $x$  a vector over  $S$  with values in  $A$ , we define  $x|_R$  the projection of this vector over  $R$ . By extension,  $X|_R$  denotes the projection of the attractor  $X$ . Provided another such attractor  $X'$  of same size, we make the following claim.

*Claim 6.*  $X|_{\omega(I)} = X'|_{\omega(I)} \Rightarrow X = X'$ .

To see this is true, let us assume that  $X|_{\omega(I)} = X'|_{\omega(I)}$ . Since  $M$  is acyclic by definition, we know that there exists a non empty set of nodes  $S_1 \subseteq S$  such that every  $s \in S_1$  is only influenced by inputs and not by any other node. This means that assuming  $X|_{\omega(I)} = X'|_{\omega(I)}$  implies  $X|_{\omega(I) \cup S_1} = X'|_{\omega(I) \cup S_1}$ . Now consider that, after the same acyclicity hypothesis, there exists a non-empty set  $S_2 \subseteq S$  of nodes which are only influenced by inputs, and nodes in  $S_1$ , which implies  $X|_{\omega(I) \cup S_1 \cup S_2} = X'|_{\omega(I) \cup S_1 \cup S_2}$ . The claim follows by induction.

This claim allows us to prove that there can only be as many attractors of size  $c$  in  $F$  as there is distinct  $X|_{\omega(I)}$ . This provides us with a weaker form of the result:

$$a(k, c) \leq |\Lambda|^{kc} \quad (2)$$

Let  $X$  be one of the  $|\Lambda|^{kc}$  possible sequence of  $c$  configurations. Let us assume that  $F(x_i) = x_{i+1}$  for  $i < c$  and  $F(x_c) = x_1$ . By definition, if there exists  $i, j$  such that  $i \neq j$  and  $x_i = x_j$ , the sequence  $X$  will be periodic. This implies the existence of a smaller sequence  $X'$  such that  $X = X'^q$  for  $q \in \mathbb{N}$ . In other words, for every possible proper attractor  $X'$  such that the size of  $X'$  divides  $c$ , there exists a sequence  $X = X'^{\lceil \frac{c}{|X'|} \rceil}$  which is not an attractor of  $F$  by definition. Using this fact and 2, we conclude that  $a(c, k)$  is not greater than  $|\Lambda|^{kc} - \sum_{c' < c, c'|c} A(k, c')$ .  $\square$

**Theorem 3.** *Let  $M$  be a one-to-one module. The one-to-one module  $M_{min}$  with a minimal amount of nodes and which defines the same output function as  $M$  is of size  $d$ , for  $d$  the delay of the output function of  $M$ .*

*Proof.* First we can prove that we cannot construct a module with a size smaller than the delay of its output function. This is easily shown as there need to be a line of at least  $d$  in size in the network's interaction digraph.

To prove that such a minimal network always exists, simply construct it by using  $d - 1$  nodes as a line which offers the input's value delays from 2 to  $d$ . The last node computes the desired output function and takes the values from the input directly for a delay of 1, or from the rest of the network for a delay from 2 to  $d$ .  $\square$

**Theorem 4.** *The Acyclic Module Output Problem is P-complete.*

*Proof.* By following the proof of Property 1 we obtain an algorithm which decides if  $O$  is the output function of the node  $s$  in  $M$ . This algorithm is in  $P$ , it simply computes the output function of every node inductively, by searching a node influenced only by previously treated nodes. Each step is done in polynomial time, and there are at most  $|M|$  steps.

To prove that it is P-hard, we will make a reduction from the Circuit Value Problem. Given any circuit, create a Boolean Automata Network which is the mirror of that circuit, that is, each gate is replaced by a node, and each node's function replicates the function of the initial gate. As the circuit is acyclic by definition, the BAN is acyclic as well, and it is clear that computing the fixed point of that BAN allows us to infer the evaluation of the original circuit.

Now, consider the BAN as a module. As there is no input in this module, only two output functions are possible in the module: constant function 0 and constant function 1. Computing the output function of a node in this module is equivalent to computing the state of that node in the network. Therefore computing the output function of the node which corresponds to the output gate of the circuit evaluates the circuit.  $\square$

**Theorem 5.** *The Acyclic Module Attractor Problem can be solved in time  $O(f(k \times c)q(n))$  for  $q$  a polynomial, i.e. it is fixed parameter tractable.*

*Proof.* The algorithm which verifies this result checks all of the  $|A|^{k \times c}$  possible sequences of input configurations for  $k$  inputs and of length  $c$ . To check if an input configuration  $J$  describes an attractor of size  $c$  in  $\mathcal{C}_\omega M$ , simply update module  $M$  with an input sequence composed as the repetition of the sequence  $J$  until the obtained sequence is at least as long as the largest delay in an output function of  $M$ . An attractor in  $\mathcal{C}_\omega M$  will be obtained if for every input  $\alpha$ , the sequence of values of the node  $\omega(\alpha)$  over time is identical to the sequence of values of the input  $\alpha$ . This procedure only requires in the worst case the evaluation of the entire network  $c$  times and  $k$  checks at each step, which is polynomial in  $n \times k \times c$ .

Similarly, every possible attractor of size  $c$  in  $\mathcal{C}_\omega M$  has a corresponding input sequence in  $M$ . To see that this is true, simply construct an input sequence  $J$  which for every input  $\alpha$  defines the  $i$ -th evaluation of input  $\alpha$  as the evaluation of node  $\omega(\alpha)$  in the  $i$ -th configuration of the attractor.

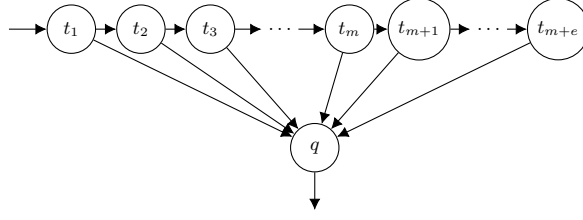
By checking every possible input sequence for  $k$  inputs and of length  $c$ , we conclude on the existence of an attractor of size  $c$  in  $\mathcal{C}_\omega M$ . This algorithm is of complexity  $O(|A|^{k \times c} r(n \times k \times c))$ , for  $r$  a polynomial, which implies that there exists  $f$  a function and  $q$  a polynomial such that the complexity of this algorithm is  $O(f(k \times c)q(n))$ .  $\square$

**Theorem 6.** *The One-to-one Module Attractor Problem is NP-complete.*

*Proof.* This problem is in NP as, providing any configuration, we can verify that this configuration is part of a cycle of size  $c$  by updating the network  $c$  times (each update requires to evaluate  $n$  local functions) and making at most  $c$  comparisons per step, for an overall polynomial time in the input size.

To prove that the problem is NP-hard, we present a reduction from the SAT problem. Given a formula  $f$  on  $m$  variables  $v_1, \dots, v_m$ , we will construct a one-to-one module on  $m + e + 1$  nodes (for some  $e \leq E$  with  $E \in \mathbb{N}$  a constant) such that, when the output is wired to the input, there exists a cycle of size  $c = m + e + 1$ , if and only if there exists a valuation satisfying  $f$ .

The one-to-one module, denoted  $M$ , is composed of two parts. The first part is a *shifting tape*, which is composed of  $m + e$  nodes  $t_1, \dots, t_{m+e}$  with  $e$  the smallest number such that  $m + e + 1$  is a prime number (the value of  $e$  is upper bounded by a constant according to [1], and one can find it in polynomial time thanks to the well-known algorithm from [2]). For  $1 < k \leq m + e$  we define the local functions  $f_{t_k}(x) = t_{k-1}$ , and  $f_{t_1}(x) = \alpha$  with  $\alpha$  the only input of



**Fig. 5.** Module  $M$  in the proof of Theorem 6. If  $f$  has a satisfying valuation then node  $q$  can let the shifting tape of size  $m + e$  become a rotating tape of size  $m + e + 1$ , otherwise  $f_q$  evaluates to 0 and any configuration converges to the fixed point  $0^{m+e+1}$ .

the network. For  $i \in \{1, \dots, m\}$  the state of node  $t_i$  encodes the evaluation of variable  $v_i$ .

The second part of the network is composed of a unique node denoted  $q$ , the output node to be wired to input  $\alpha$ , which has the role of either letting the shifting tape of size  $m + e$  become a rotating tape of size  $m + e + 1$ , or stopping the process and make the configuration converge to  $0^{m+1}$ . Its local function is:

$$f_q(x) = \begin{cases} x_{t_{m+e}} & \text{if nodes } t_1, \dots, t_m \text{ of the shifting tape encode} \\ & \text{a valuation satisfying } f \\ 0 & \text{or a shift may encode a valuation satisfying } f, \\ & \text{otherwise.} \end{cases}$$

Since module  $M$  is acyclic node  $q$  cannot know its own state, but it knows the state of all other nodes. Therefore the second condition of the disjunction is checked as follows: node  $q$  tries, for  $x_q = 0$  and for  $x_q = 1$ , and for any  $k$  from 1 to  $m + e$ , whether cyclically shifting the configuration (considering that  $q$  follows  $t_{m+e}$  and precedes  $t_1$ ) by  $k$  units can give a shifting tape encoding a valuation satisfying  $f$  on the states of nodes  $t_1, \dots, t_m$ ; if any combination of state for  $x_q$  and shift  $k$  gives a shifting tape encoding a valuation satisfying  $f$  then the condition “a shift may encode a valuation satisfying  $f$ ” is true.

This construction is illustrated in Figure 5. It has polynomial size, as the local functions of the  $c = m + e + 1$  nodes can be expressed with propositional formulas of size polynomial in  $f$  and  $m + e$  (naively for  $f_q$  with a disjunction of  $m + e + 1$  terms, each containing a copy of  $f$ ).

If  $f$  has a satisfying valuation, then some configuration  $x$  encoding this valuation on nodes  $t_1, \dots, t_m$  of the shifting tape belongs to a cycle of size  $c$ . Indeed, in this case  $x$  is cyclically shifted by one unit at each step along the  $c = m + e + 1$  nodes of  $\circlearrowleft M$ , and by taking  $x_q \neq x_1$  configuration  $x$  cannot be a fixed point therefore  $m + e + 1$  prime implies that  $F^{c'}(x) \neq x$  for all  $c' < c$ .

If  $f$  has no satisfying valuation, then  $f_q(x) = 0$  for any  $x$  and  $\circlearrowleft M$  has only one attractor which is a fixed point,  $0^{m+e+1}$ .  $\square$

**Theorem 7.** *The Acyclic Module Fixed Point Problem is NP-complete.*

*Proof.* First see that this problem is in NP since, given any configuration, verifying that it is a fixed point can be done by updating the whole network once, which is done in polynomial time in the size of its encoding.

To see this problem as NP-hard we present a reduction from the SAT problem. given a formula  $f$ , we construct a module with one node for each variable in  $f$ . Each of these nodes are wired to themselves by the wiring  $\omega$ , forming identity local functions of the form  $f_a(x) = a$ . Then we add two other nodes to the module. One, named **solver**, computes  $f$  from the states of nodes corresponding to variables. The second, named **oscillator**, has local function  $f_{\text{oscillator}}(x) = \neg \text{solver} \wedge \neg \text{oscillator}$ . This is constructed via an input which is wired onto **oscillator** by  $\omega$ .

Every node except **solver** and **oscillator** have a fixed state, therefore the existence of a fixed point only depends on the evaluation of **solver** and **oscillator**. The **solver** node has a fixed state after one iteration, corresponding to the evaluation of formula  $f$  according to the states of variables nodes. Consequently the existence of a fixed point only depends on the behavior of the **oscillator** node, which by definition will oscillate as long as the evaluation of the **solver** node is 0. We conclude that the existence of a fixed point in the AN obtained by wiring this module according to  $\omega$  is equivalent to the existence of a positive evaluation of the formula  $f$ . This construction being polynomial in the size of the formula, we conclude that the problem is NP-hard.  $\square$

**Corollary 1.** *The One-to-one Module Fixed Point Problem is in P.*

*Proof.* This is an application of Theorem 5.  $\square$

**Theorem 8.** *The Acyclic Module Output Construction Problem is NP-complete.*

*Proof.* This decision problem is in NP since, given the non-recursive wiring and the node which carries the target output function, the verification can be done in polynomial time.

To prove that this problem is NP-hard, take a SAT formula  $f$ , and construct the following instance of the present decision problem: the set of modules is  $\{M_0, M_1, M_f\}$ . Modules  $M_0$  and  $M_1$  have no input and only one node which function is the constant 0 and 1 respectively. The module  $M_f$  has as many inputs as the formula  $f$  as variables, plus one denoted  $\alpha$ , and only one node which computes  $f \wedge \alpha$  using inputs corresponding to variables to compute  $f$ . The target output function  $O$  is the identity (on one input) with delay 1.

For this instance to be positive, there has to be some wirings reducing the function  $f \wedge \alpha$  to the identity (modules  $M_0$  and  $M_1$  have no input hence cannot produce  $O$ ), meaning that the formula is satisfiable: either  $\alpha$  is not wired and  $f$  reduces to 1; or  $\alpha$  is wired (to 1) and  $f$  reduces to the identity on one variable, hence evaluating this last variable to 1 satisfies  $f$ .

Conversely, if  $f$  is satisfiable then wiring inputs corresponding to variables according to a satisfiable assignment reduces the local function of module  $M_f$  to  $\alpha$ , i.e. this node has the target output function  $O$ .  $\square$