

On the behavior of the DFA and DCCA in trend-stationary processes

Taiane Schaedler Prass^{a,*} and Guilherme Pumi^a

Abstract

In this work we develop the asymptotic theory of the Detrended Fluctuation Analysis (DFA) and Detrended Cross-Correlation Analysis (DCCA) for trend-stationary stochastic processes without any assumption on the specific form of the underlying distribution. All results are derived without the assumption of non-overlapping boxes for the polynomial fits. We prove the stationarity of the DFA and DCCA, viewed as a stochastic processes, obtain closed forms for moments up to second order, including the covariance structure for DFA and DCCA and a miscellany of law of large number related results. Our results generalize and improve several results presented in the literature. To verify the behavior of our theoretical results in small samples, we present a Monte Carlo simulation study and an empirical application to econometric time series.

Keywords: DCCA, trend-stationary time series, cross-correlation.

1 Introduction

Obtaining common statistics, such as variance, correlation, cross-correlation, etc, from non-stationary data is usually a very challenging problem. In this context, commonly applied statistics such as sample autocorrelation, sample variance and sample cross-correlation lose their traditional meaning. Given the importance of such quantities in practice, obtaining strategies to circumvent this problem becomes an essential matter.

The Detrended Fluctuation Analysis (DFA), introduced by Peng et al. (1994), is often heuristically described as an indirect way to quantifying variation in trend-stationary time series (understood as the sum of a stationary process plus a polynomial trend). It has been successfully applied in several contexts as a tool to detect and quantify long range dependence in trend-stationary time series (see Kantelhardt et al., 2001, and references therein). A generalization of the DFA for the context where the interest lies on the joint behavior of a pair of time series is the Detrended Cross-Correlation Analysis (DCCA), introduced by Zebende (2011) based on the detrended covariance of Podobnik and Stanley (2008) and the DFA. In this sense, the DCCA is an indirect quantifier of cross-correlation.

In the literature, both, DFA and DCCA, are usually defined in a constructive fashion based on a sample from a given stochastic process. That is, they are constructed as estimators. Interestingly, the literature is remarkably vague about their theoretical counterparts. Instead, the focus usually lies on the relationship between the DFA/DCCA and the underlying time series, especially in the context of long-range dependence non-stationary time series, which are the core of applications

*Corresponding author. This Version: December 10, 2021

^aMathematics and Statistics Institute - Federal University of Rio Grande do Sul

E-mail: taiane.prass@ufrgs.br (T.S. Prass) and guilherme.pumi@ufrgs.br (G. Pumi)

of these methodologies (for some examples of diverse applications, see Podobnik et al., 2011, and references therein). In simpler words, what does the DCCA and DFA really measure is still unknown. In this paper we make an effort to solve this problem by investigating and giving meaning to the DFA and DCCA theoretical counterparts. Incidentally, the precise definition of the DFA and DCCA's theoretical counterparts will open the possibility of discussion about the properties of the DFA and DCCA as estimators, such as consistency and unbiasedness, absent in the current literature.

Large sample results for the DFA and DCCA are known under restrictions on the underlying process. For the DFA and DCCA, Bardet and Kammoun (2008) present large sample results in the context of fractional Gaussian noise and fractional Brownian Motion. For the DCCA, asymptotic theory is available only for long range dependent trend-stationary time series that can be decomposed as a sum of a polynomial trend plus a fractional Gaussian noise (Blythe, 2013; Blythe et al., 2016). To the best of our knowledge, large sample results under the more general scope of stationary processes are not available. In time series, long range dependence is often regarded as a complicate and delicate subject, especially when compared to classical ARMA processes. So a fair question is: why the asymptotic theory for the DCCA and DFA were established under non-stationary fractional Gaussian noise assumptions? We can think of three good reasons for that. First, the DFA and later DCCA were designed with long range dependent data in mind. So it is only natural that the theory has been developed towards this direction. Second, mathematically speaking, the context of fractional Gaussian noise (or fractional Brownian motion) is very convenient not only because it presents a well developed theory, but also because when working with DFA/DCCA, it entails several simplifications that hold specifically for these processes, but not for general stationary time series. Third, adding a polynomial trend to the base stationary process allows working in the more general context of trend-stationary time series, but such a trend does not affect either the DFA or the DCCA, so that results that hold for stationary processes will hold for trend-stationary time series as well, without any modification.

In this work we are interested in developing the theory of DCCA for jointly trend-stationary processes. As we shall show, it is sufficient to work with jointly stationary processes as deterministic polynomial trends do not make a difference in the asymptotic theory. Some of the established literature consider non-overlapping boxes to calculate the DFA and DCCA. This approach does entail some simplifications, but there is no theoretical reason to do that and, in practice, applying overlapping boxes may be advantageous, especially for small sample sizes. Hence, we shall consider the more general framework of potentially overlapping boxes. In this work we shall derive several results regarding DFA and DCCA under stationarity conditions and the existence of the appropriate moments. Among these results we shall prove the stationarity of the DFA and DCCA as stochastic processes, obtain closed forms of moments up to second order, including the covariance structure for DFA and DCCA and a miscellany of law of large number related results. To verify the behavior of our theoretical results in small samples, we present a Monte Carlo simulation study and an empirical application.

The paper is organized as follows. In the next section, we define the DFA and DCCA and introduce some notation. Section 3 is concerned with stationarity results for the DCCA and DFA as well as the study of the DFA and DCCA's theoretical counterparts. The results presented include deriving the covariance structure of the DCCA and DFA as stochastic processes as well as

a miscellany of law of large number results. In Section 4 we present, as examples, several particular cases of interest and derive closed form results for them. We also present Monte Carlo simulation results related to each particular case to showcase the results obtained. Finally, in Section 5 we present an empirical application of the DCCA to model the joint behavior of the log-return of 4 stock indexes (S&P500, Nasdaq, Dow Jones and IBOVESPA) and the Bitcoin cryptocurrency.

2 Detrended Cross-Correlation Coefficient

Throughout this paper, given a sequence $\{Y_{k,t}\}_{t=1}^n$, let $\mathbf{Y}_{k,j}^{(i)}$ be defined by

$$\mathbf{Y}_{k,j}^{(i)} = (Y_{k,i}, \dots, Y_{k,j})', \quad \forall i, j = 1, \dots, n \text{ with } i \leq j.$$

Also, for any $\ell \times \ell$ matrix A_ℓ , let $A_\ell^{(i)}$ be the matrix containing the elements of A_ℓ , from row i up to row ℓ . Also, 0_n and 1_n are vectors of zeros and ones, respectively, with size n ; $0_{m,n}$ and $1_{m,n}$ are matrices of zeros and ones, respectively, with size $m \times n$; I_n is the identity matrix with size $n \times n$. Moreover, following the same logic of denoting matrix elements, given a block matrix A we denote by $[A]^{p,q}$ the (p, q) th block.

Let $\{X_{1,t}\}_{t \in \mathbb{Z}}$ and $\{X_{2,t}\}_{t \in \mathbb{Z}}$ be two stochastic processes. Denote by $\{X_{1,t}\}_{t=1}^n$ and $\{X_{2,t}\}_{t=1}^n$ any two time series with sample size n obtained from these underlying processes. Define the integrated signals $\{R_{k,t}\}_{t=1}^n$ by

$$R_{k,t} := \sum_{j=1}^t X_{k,j}, \quad k = 1, 2 \quad \text{and} \quad 1 \leq t \leq n. \quad (1)$$

Let J_ℓ be the $\ell \times \ell$ matrix whose (r, s) th element is given by

$$[J_\ell]_{r,s} = \begin{cases} 1, & \text{if } 1 \leq s \leq r \leq \ell, \\ 0, & \text{if } 1 \leq r < s \leq \ell. \end{cases} \quad (2)$$

It follows that, for $0 < m < n$,

$$\mathbf{R}_{k,n}^{(1)} = J_n \mathbf{X}_{k,n}^{(1)} \quad \text{and} \quad \mathbf{R}_{k,m+i}^{(i)} = J_{m+i}^{(i)} \mathbf{X}_{k,m+i}^{(1)}, \quad i = 1, \dots, n - m. \quad (3)$$

The set $\{\mathbf{R}_{k,m+i}^{(i)}\}_{i=1}^{n-m}$ is a sequence of $n - m$ overlapping boxes each containing $m + 1$ values, starting at i and ending at $m + i$.

Remark 2.1. Notice that, upon replacing the right-hand-side equality in (3) by

$$\mathbf{R}_{k,(m+1)i}^{((m+1)(i-1)+1)} = J_{(m+1)i}^{((m+1)(i-1)+1)} \mathbf{X}_{k,(m+1)i}^{(1)}, \quad i = 1, \dots, \lfloor n/(m+1) \rfloor,$$

the corresponding set $\{\mathbf{R}_{k,(m+1)i}^{((m+1)(i-1)+1)}\}_{i=1}^{\lfloor n/(m+1) \rfloor}$ is a sequence of $\lfloor n/(m+1) \rfloor$ non-overlapping boxes each containing $m + 1$ values, starting at $(m + 1)(i - 1) + 1$ and ending at $(m + 1)i$. All calculations and results that follow are analogous for this case. \diamond

Now, for each $k = 1, 2$ and $i = 1, \dots, n - m$, let $\tilde{\mathbf{R}}_{k,i}$ be the vector with the ordinates $\tilde{R}_{k,t}(i)$, $i \leq t \leq m + i$, of a polynomial least-squares fit associated to the i th box $\mathbf{R}_{k,m+i}^{(i)}$ and $\mathcal{E}_{k,i}$ be the

vector with the corresponding error terms $\mathcal{E}_{k,t}(i)$, $i \leq t \leq m+i$, that is,

$$\begin{aligned}\tilde{\mathbf{R}}_{k,i} &= P_{m+1} \mathbf{R}_{k,m+i}^{(i)} = (\tilde{R}_{k,i}(i), \dots, \tilde{R}_{k,m+i}(i))', \\ \mathcal{E}_{k,i} &= \mathbf{R}_{k,m+i}^{(i)} - \tilde{\mathbf{R}}_{k,i} = Q_{m+1} \mathbf{R}_{k,m+i}^{(i)} = (\mathcal{E}_{k,i}(i), \dots, \mathcal{E}_{k,m+i}(i))',\end{aligned}\quad (4)$$

with

$$D'_{m+1} := \begin{pmatrix} 1 & 1 & \dots & 1 \\ 1 & 2 & \dots & m+1 \\ & & \ddots & \\ 1^{\nu+1} & 2^{\nu+1} & \dots & (m+1)^{\nu+1} \end{pmatrix}, \quad \begin{aligned} P_{m+1} &:= D_{m+1}(D'_{m+1}D_{m+1})^{-1}D'_{m+1}, \\ Q_{m+1} &:= I_{m+1} - P_{m+1} \end{aligned}\quad (5)$$

and $\nu \in \mathbb{N}$. The dependence on ν in the matrices D_{m+1} , P_{m+1} and Q_{m+1} and the dependence on m in the vectors $\tilde{\mathbf{R}}_{k,i}$ and $\mathcal{E}_{k,i}$ was suppressed for simplicity. The error term $\mathcal{E}_{k,i}$ is often called the “detrended walk”. Notice that, since we are allowing the boxes to overlap, the index i in the notation $\tilde{R}_{k,t}(i)$ and $\mathcal{E}_{k,t}(i)$ is necessary to indicate which of the boxes the values are associated to.

For $0 < m < n$ and $i = 1, \dots, n-m$, let $f_{k,DFA}^2(m, i)$ be the sample variance of the residuals $\{\mathcal{E}_{k,t}(i)\}_{t=i}^{m+i}$, for $k = 1, 2$, and $f_{DCCA}(m, i)$ the sample covariance between the residuals $\{\mathcal{E}_{1,t}(i)\}_{t=i}^{m+i}$ and $\{\mathcal{E}_{2,t}(i)\}_{t=i}^{m+i}$, corresponding to the i th box, that is,

$$f_{k,DFA}^2(m, i) := \frac{1}{m} \sum_{t=i}^{m+i} (R_{k,t} - \tilde{R}_{k,t}(i))^2 = \frac{1}{m} \mathcal{E}'_{k,i} \mathcal{E}_{k,i}, \quad k = 1, 2, \quad (6)$$

and

$$f_{DCCA}(m, i) := \frac{1}{m} \sum_{t=i}^{m+i} (R_{1,t} - \tilde{R}_{1,t}(i))(R_{2,t} - \tilde{R}_{2,t}(i)) = \frac{1}{m} \mathcal{E}'_{1,i} \mathcal{E}_{2,i}. \quad (7)$$

The *detrended variance* $F_{k,DFA}^2$, $k = 1, 2$, the *detrended covariance* F_{DCCA} and the *detrended correlation coefficient* ρ_{DCCA} are defined, respectively, by

$$F_{k,DFA}^2(m) := \frac{1}{n-m} \sum_{i=1}^{n-m} f_{k,DFA}^2(m, i), \quad F_{DCCA}(m) := \frac{1}{n-m} \sum_{i=1}^{n-m} f_{DCCA}(m, i), \quad (8)$$

and

$$\rho_{DCCA}(m) := \frac{F_{DCCA}(m)}{\sqrt{F_{1,DFA}^2(m)} \sqrt{F_{2,DFA}^2(m)}}. \quad (9)$$

Just as the classical Pearson correlation coefficient, the DCCA also satisfy $|\rho_{DCCA}(m)| \leq 1$. Indeed, from (6), (7), and upon invoking the Cauchy-Schwarz inequality twice, we obtain

$$\left| \sum_{i=1}^{n-m} f_{DCCA}(m, i) \right| \leq \sum_{i=1}^{n-m} f_{1,DFA}(m, i) f_{2,DFA}(m, i) \leq \sqrt{\sum_{i=1}^{n-m} f_{1,DFA}^2(m, i)} \sqrt{\sum_{i=1}^{n-m} f_{2,DFA}^2(m, i)},$$

and the result follows.

Remark 2.2. In the literature, the expression in (7) and the detrended covariance are often defined, respectively, as $f_{DCCA}^2(m, i)$ and $F_{DCCA}^2(m)$ instead of $f_{DCCA}(m, i)$ and $F_{DCCA}(m)$. Here we consider the second notation as it is more coherent with traditional notation of variance, covariance and correlation of random variables, namely, $\text{Var}(X) = \sigma_X^2$, $\text{Cov}(X, Y) = \sigma_{X,Y}$ and

$\text{Corr}(X, Y) = \rho_{X, Y}$. Moreover, the notation $f_{DCCA}^2(m, i)$ and $F_{DCCA}^2(m)$ is somewhat misleading and can induce the reader to draw the wrong conclusion that the detrended covariance is always positive. \diamond

As mentioned before, the theory presented in Bardet and Kammoun (2008) for the DFA and (Blythe, 2013; Blythe et al., 2016) for the DCCA is developed under a (stationary) fractional Gaussian noise (or fractional Brownian motion) plus a polynomial trend assumption, which results in a non-stationary process. The next result show that the DFA and DCCA are invariant under a polynomial trend, so that, in a trend-stationary context, we can focus on the underlying stationary process. For ease of presentation, the proofs of all theorems are deferred to the Appendix.

Proposition 2.1 (Invariance to polynomial trend). *Let $\{X_{1,t}\}_{t \in \mathbb{Z}}$ and $\{X_{2,t}\}_{t \in \mathbb{Z}}$ be any two stochastic process and let p_1 and p_2 denote two polynomial of degree ν_1 and ν_2 , respectively. Let $Y_{k,t} := X_{k,t} + p_k(t)$, $k = 1, 2$, and $\nu = \max\{\nu_1, \nu_2\}$. Then the DFA and DCCA of $\{X_{k,t}\}_{t \in \mathbb{Z}}$ and $\{Y_{k,t}\}_{t \in \mathbb{Z}}$ are the same.*

The invariance to polynomial trend property of the DFA and DCCA allow us to extend results derived for stationary process to non-stationary process that can be written as a polynomial trend plus a stationary signal without any loss of generality. In the next sections we shall explore this.

3 Stationarity results and the theoretical counterpart of ρ_{DCCA}

In this section we derive a miscellany of results for the DFA and DCCA and also present the theoretical counterpart of ρ_{DCCA} . We shall enunciate the results for (jointly) stationary processes only. In view of Proposition 2.1 the results presented in this section hold unaltered for non-stationary processes that can be written as a polynomial trend plus a stationary process, except otherwise stated.

Observe that P_{m+1} (the projection matrix) and Q_{m+1} are bisymmetric, hermitian and idempotent matrices. Moreover,

$$\mathbb{E}(\mathcal{E}_{k,i}) = Q_{m+1} \mathbb{E}(\mathbf{R}_{k,m+i}^{(i)}) = 0_{m+1} \quad \text{if, and only if,} \quad \mathbb{E}(\mathbf{R}_{k,m+i}^{(i)}) = D'_{m+1} \beta_i, \quad (10)$$

for some $\beta_i \in \mathbb{R}^{m+1}$, or, in other words, if $\mathbb{E}(\mathbf{R}_{k,m+i}^{(i)})$ is a polynomial trend of degree at most $\nu + 1$. From (1), $\mathbb{E}(R_{k,t}) = \sum_{j=1}^t \mathbb{E}(X_{k,j})$, $k = 1, 2$ and $t \geq 1$, so that a sufficient condition for (10) to hold is that $\mathbb{E}(X_{k,j})$ does not depend on j . Since, under stationarity assumption for $\{X_{k,t}\}_{t \in \mathbb{Z}}$,

$$Q_{m+1} J_{m+1+h}^{(1+h)} [\mathbf{X}_{k,m+1+h}^{(1)} - \mathbb{E}(\mathbf{X}_{k,m+1+h}^{(1)})] = Q_{m+1} J_{m+1+h}^{(1+h)} \mathbf{X}_{k,m+1+h}^{(1)}, \quad h \geq 0,$$

without loss of generality one can assume that $\mathbb{E}(X_{k,t}) = 0$, as we shall do.

Notice that, for a fixed i , $\{\mathcal{E}_{k,t}(i)\}_{t=i}^{m+i}$ is not an identically distributed sequence. However, Lemma 3.1 provides a sufficient condition for the joint stationarity of $\{\mathcal{E}_{1,i}\}_{i=1}^{n-m}$ and $\{\mathcal{E}_{2,i}\}_{i=1}^{n-m}$.

Lemma 3.1. *Let $\{X_{1,t}\}_{t \in \mathbb{Z}}$ and $\{X_{2,t}\}_{t \in \mathbb{Z}}$ be two jointly strictly stationary processes. Then the same holds for $\{\mathcal{E}_{1,i}\}_{i=1}^{n-m}$ and $\{\mathcal{E}_{2,i}\}_{i=1}^{n-m}$.*

As a consequence of Lemma 3.1 we have Corollary 3.1. This corollary shows that, if $\{X_{1,t}\}_{t \in \mathbb{Z}}$ and $\{X_{2,t}\}_{t \in \mathbb{Z}}$ are jointly strictly stationary, then the distribution of $f_{k,DFA}^2(m, i)$ and $f_{DCCA}(m, i)$

do not depend on i . This result generalizes lemma 2.2 in Bardet and Kammoun (2008) (where the authors show that $\{f_{k,DFA}^2(m, i)\}_{i=1}^{\lfloor n/m \rfloor}$, obtained by considering non-overlapping boxes of size $\lfloor n/m \rfloor$) and also lemma 1.3 in Blythe et al. (2016) where the authors consider only the case where the underlying process is long range dependent.

Corollary 3.1. *Let $\{X_{1,t}\}_{t \in \mathbb{Z}}$ and $\{X_{2,t}\}_{t \in \mathbb{Z}}$ be two jointly strictly stationary processes. Then both processes, $\{f_{k,DFA}^2(m, i)\}_{i=1}^{n-m}$ and $\{f_{DCCA}(m, i)\}_{i=1}^{n-m}$, are strictly stationary.*

As mentioned in the introduction, the DCCA (and the DFA as well) are usually defined in terms of a sample from the underlying process, as in (9). It can be viewed as an estimator of some quantity, but the literature is vague about what is the DCCA's theoretical counterpart. To answer this question, observe that as a consequence of Corollary 3.1 and (8),

$$\mathbb{E}(F_{k,DFA}^2(m)) = \frac{1}{n-m} \sum_{i=1}^{n-m} \mathbb{E}(f_{k,DFA}^2(m, i)) = \mathbb{E}(f_{k,DFA}^2(m, 1)) = \frac{1}{m} \mathbb{E}(\boldsymbol{\varepsilon}'_{k,1} \boldsymbol{\varepsilon}_{k,1})$$

and

$$\mathbb{E}(F_{DCCA}(m)) = \frac{1}{n-m} \sum_{i=1}^{n-m} \mathbb{E}(f_{DCCA}(m, i)) = \mathbb{E}(f_{DCCA}(m, 1)) = \frac{1}{m} \mathbb{E}(\boldsymbol{\varepsilon}'_{k,1} \boldsymbol{\varepsilon}_{k,2}).$$

Hence, the theoretical counterpart of $\rho_{DCCA}(m)$ is given by

$$\rho_{\boldsymbol{\varepsilon}}(m) := \frac{\mathbb{E}(F_{DCCA}(m))}{\sqrt{\mathbb{E}(F_{1,DFA}^2(m))} \sqrt{\mathbb{E}(F_{2,DFA}^2(m))}} = \frac{\sum_{t=i}^{m+i} \text{Cov}(\boldsymbol{\varepsilon}_{1,t}(i), \boldsymbol{\varepsilon}_{2,t}(i))}{\sqrt{\sum_{t=i}^{m+i} \text{Var}(\boldsymbol{\varepsilon}_{1,t}^2(i))} \sqrt{\sum_{t=i}^{m+i} \text{Var}(\boldsymbol{\varepsilon}_{2,t}^2(i))}}, \quad (11)$$

$0 < m < n$, $1 \leq i \leq n-m$, where $\boldsymbol{\varepsilon}_{k,i} = (\boldsymbol{\varepsilon}_{k,i}(i), \dots, \boldsymbol{\varepsilon}_{k,m+i}(i))'$ is defined by (4), $k = 1, 2$.

A closer look into (11) suggests why the theoretical counterpart of the ρ_{DCCA} is never mentioned in the literature and also why applications only focus on its decay: there is no simple interpretation for (11). Observe that (11) can be rewritten as the average covariance divided by the square root of the average variances corresponding to the processes $\{\boldsymbol{\varepsilon}_{1,t}(i)\}_{t=i}^{m+i}$ and $\{\boldsymbol{\varepsilon}_{2,t}(i)\}_{t=i}^{m+i}$, which are the residuals of a local polynomial fit applied to the i th window associated to the integrated processes $\{R_{1,t}\}_{t=1}^n$ and $\{R_{2,t}\}_{t=1}^n$. Hence, it is clear that $\rho_{\boldsymbol{\varepsilon}}(m)$ is not a direct measure of the cross-correlation between the original processes. It is also obvious that $\rho_{DCCA}(m)$ is a biased estimator for $\rho_{\boldsymbol{\varepsilon}}(m)$, for fixed n . However, it will be shown in the sequel that, under mild conditions, $\rho_{\boldsymbol{\varepsilon}}(m)$ is consistent.

Another consequence of Corollary 3.1 is that, if $f_{k,DFA}^2(m, i)$ and $f_{DCCA}(m, i)$ have finite variance, then

$$\gamma_{k,DFA}(h) := \text{Cov}(f_{k,DFA}^2(m, 1), f_{k,DFA}^2(m, 1+h)) = \text{Cov}(f_{k,DFA}^2(m, i), f_{k,DFA}^2(m, i+h)), \quad (12)$$

$$\gamma_{DCCA}(h) := \text{Cov}(f_{DCCA}(m, 1), f_{DCCA}(m, 1+h)) = \text{Cov}(f_{DCCA}(m, i), f_{DCCA}(m, i+h)), \quad (13)$$

for all $i \geq 1$ and $h \geq 0$ for which the last terms in (12) and (13) make sense. Closed expressions for (12) and (13) shall be derived in the sequel, but first we need to introduce some notation. For any $k_1, k_2 = 1, 2$, $0 < m < n$ and $0 \leq h_1, h_2 < n-m$, let

$$\Gamma_{k_1, k_2}^{h_1, h_2} := \text{Cov}(\mathbf{X}_{k_1, m+1+h_1}^{(1)}, \mathbf{X}_{k_2, m+1+h_2}^{(1)}) \quad \text{and} \quad \Sigma_{k_1, k_2}^{h_1, h_2} := \text{Cov}(\mathbf{R}_{k_1, m+1+h_1}^{(h_1+1)}, \mathbf{R}_{k_2, m+1+h_2}^{(h_2+1)}),$$

and observe that, from (3),

$$\Sigma_{k_1, k_2}^{h_1, h_2} = J_{m+1+h_1}^{\langle h_1 \rangle} \Gamma_{k_1, k_2}^{h_1, h_2} [J_{m+1+h_2}^{\langle h_2 \rangle}]' \quad (14)$$

where J_{m+1+h} is defined by (2), for $h \geq 0$. Let $\kappa_{k_1, k_2}(p, r, q, s)$ denotes the joint cumulant of $X_{k_1, p}, X_{k_1, r}, X_{k_2, q}, X_{k_2, s}$ and let $\mathcal{K}_{k_1, k_2}(h)$ be the $[(m+1)(m+1+h)] \times [(m+1)(m+1+h)]$ block matrix, for which the (r, s) th element in the (p, q) th block is given by

$$\left[[\mathcal{K}_{k_1, k_2}(h)]^{p, q} \right]_{r, s} := \kappa_{k_1, k_2}(p, r, q, s), \quad 1 \leq p, q \leq m+1, \quad 1 \leq r, s \leq m+1+h. \quad (15)$$

For sake of simplicity, for any $h, h_1, h_2 \geq 0$ and $k, k_1, k_2 = 1, 2$, define

$$\Gamma_k^{h_1, h_2} := \Gamma_{k, k}^{h_1, h_2}, \quad \Gamma_k := \Gamma_{k, k}^{0, 0}, \quad \Sigma_k^{h_1, h_2} := \Sigma_{k, k}^{h_1, h_2}, \quad \Sigma_k := \Sigma_{k, k}^{0, 0}, \quad (16)$$

$$\Gamma_{1, 2} := \Gamma_{1, 2}^{0, 0}, \quad \Sigma_{1, 2} := \Sigma_{1, 2}^{0, 0}, \quad \mathcal{K}_k(h) := \mathcal{K}_{k, k}(h), \quad \mathcal{K}_k := \mathcal{K}_k(0) \quad \text{and} \quad \mathcal{K}_{k_1, k_2} := \mathcal{K}_{k_1, k_2}(0). \quad (17)$$

Moreover, let $K_{m+1} = K_{m+1}(0) := J'_{m+1} Q_{m+1} J_{m+1}$ and observe that, for all $h > 0$,

$$J_{m+1+h}^{\langle h+1 \rangle} = [1_{m+1, h} \ J_{m+1}] \implies K_{m+1}(h) := [J_{m+1+h}^{\langle h+1 \rangle}]' Q_{m+1} J_{m+1+h}^{\langle h+1 \rangle} = \begin{bmatrix} 0_{h, h} & 0_{h, m+1} \\ 0_{m+1, h} & K_{m+1} \end{bmatrix}. \quad (18)$$

Also, let $K_{m+1}^\otimes = K_{m+1}^\otimes(0) := K_{m+1} \otimes K_{m+1}$ and, for $h > 0$,

$$K_{m+1}^\otimes(h) := [J_{m+1} \otimes J_{m+1+h}^{\langle h+1 \rangle}]' (Q_{m+1} \otimes Q_{m+1}) [J_{m+1} \otimes J_{m+1+h}^{\langle h+1 \rangle}] = K_{m+1} \otimes K_{m+1}(h). \quad (19)$$

Theorem 3.1 below presents closed form expressions for the expectation, variance and covariance function related to the processes $\{f_{k, DFA}^2(m, i)\}_{i=1}^{n-m}$ and $\{f_{DCCA}(m, i)\}_{i=1}^{n-m}$, under joint stationarity and finite fourth moment assumptions for $\{X_{1, t}\}_{t \in \mathbb{Z}}$ and $\{X_{2, t}\}_{t \in \mathbb{Z}}$. This result is a generalization of the results presented in Bardet and Kammoun (2008) for the DFA and in Blythe et al. (2016) for the DCCA, where the authors consider non-overlapping windows and a fractional Gaussian noise (plus a polynomial trend) as the underlying process. Moreover, while the expressions derived in Blythe et al. (2016) are presented in terms of the covariance matrices related to the integrated process $\{(R_{1, t}, R_{2, t})\}_{t=1}^n$, the results given in Theorem 3.1 are written in terms of the covariance matrices related to the original process $\{(X_{1, t}, X_{2, t})\}_{t \in \mathbb{Z}}$, which is often more useful.

Theorem 3.1. *Let $\{X_{1, t}\}_{t \in \mathbb{Z}}$ and $\{X_{2, t}\}_{t \in \mathbb{Z}}$ be two jointly strictly stationary stochastic processes with $\mathbb{E}(|X_{k, t}|^4) < \infty$, $k = 1, 2$. Then, for all $0 < m < n$, $1 \leq i \leq n - m$, $0 \leq h < n - m$ and $k = 1, 2$,*

$$\mathbb{E}(f_{k, DFA}^2(m, i)) = \frac{1}{m} \text{tr} (K_{m+1} \Gamma_k), \quad (20)$$

$$\gamma_{k, DFA}(0) = \frac{1}{m^2} \left[\text{tr} (K_{m+1}^\otimes \mathcal{K}_k) + 2 \text{tr} (K_{m+1} \Gamma_k K_{m+1} \Gamma_k) \right] \quad (21)$$

$$\gamma_{k, DFA}(h) = \frac{1}{m^2} \left[\text{tr} (K_{m+1}^\otimes(h) \mathcal{K}_k(h)) + 2 \text{tr} (K_{m+1} \Gamma_k^{0, h} K_{m+1}(h) \Gamma_k^{h, 0}) \right], \quad (22)$$

and

$$\mathbb{E}(f_{DCCA}(m, i)) = \frac{1}{m} \text{tr} (K_{m+1} \Gamma_{1, 2}), \quad (23)$$

$$\gamma_{DCCA}(0) = \frac{1}{m^2} \left[\text{tr} (K_{m+1}^\otimes \mathcal{K}_{1, 2}) + \text{tr} (K_{m+1} \Gamma_1 K_{m+1} \Gamma_2) + \text{tr} (K_{m+1} \Gamma_{1, 2} K_{m+1} \Gamma_{1, 2}) \right], \quad (24)$$

$$\gamma_{DCCA}(h) = \frac{1}{m^2} \left[\text{tr} (K_{m+1}^\otimes \mathcal{K}_{1, 2}(h)) + \text{tr} (K_{m+1} \Gamma_1^{0, h} K_{m+1}(h) \Gamma_2^{h, 0}) + \text{tr} (K_{m+1} \Gamma_{1, 2}^{0, h} K_{m+1}(h) \Gamma_{1, 2}^{h, 0}) \right], \quad (25)$$

with $\Gamma_k, \Gamma_k^{h_1, h_2}, \Gamma_{1,2}, \Gamma_{1,2}^{h_1, h_2}, \mathcal{K}_k, \mathcal{K}_k(h), \mathcal{K}_{1,2}, \mathcal{K}_{1,2}(h), K_{m+1}, K_{m+1}^\otimes, K_{m+1}^\otimes(h)$ defined in (15) - (19), $h_1, h_2 = 0, h$.

Remark 3.1. For non-overlapping windows, we define

$$\Sigma_{k_1, k_2}^{h_1, h_2} := \text{Cov} \left(\mathbf{R}_{k_1, (m+1)(h_1+1)}^{\langle (m+1)h_1+1 \rangle}, \mathbf{R}_{k_2, (m+1)(h_2+1)}^{\langle (m+1)h_2+1 \rangle} \right), \quad h_1, h_2 \geq 0,$$

so that

$$\Sigma_{k_1, k_2}^{h_1, h_2} = J_{(m+1)(h_1+1)}^{\langle (m+1)h_1+1 \rangle} \Gamma_{k_1, k_2}^{h_1, h_2} \left[J_{(m+1)(h_2+1)}^{\langle (m+1)h_2+1 \rangle} \right]', \quad \Gamma_{k_1, k_2}^{h_1, h_2} := \text{Cov} \left(\mathbf{X}_{k_1, (m+1)(h_1+1)}^{(1)}, \mathbf{X}_{k_2, (m+1)(h_2+1)}^{(1)} \right).$$

Also, in (15) make $1 \leq r, s \leq (m+1)(h+1)$ and in (18) and (19) replace $J_{m+1+h}^{\langle h+1 \rangle}$ with $J_{(m+1)(h+1)}^{\langle (m+1)h+1 \rangle}$. Theorem 3.1 remains unchanged. \diamond

As mentioned before, $\rho_{DCCA}(m)$ is a biased estimator for (11). However, using the results derived in Theorem 3.1, Theorem 3.2 provides sufficient conditions for consistence and almost sure convergence of $\rho_{DCCA}(m)$. As a direct consequence of this theorem, it is showed that $\rho_{DCCA}(m)$ is asymptotically unbiased.

Theorem 3.2. Let $\{X_{1,t}\}_{t \in \mathbb{Z}}$ and $\{X_{2,t}\}_{t \in \mathbb{Z}}$ be two jointly stationary processes. If $\gamma_{k,DFA}(h) \rightarrow 0$ and $\gamma_{DCCA}(h) \rightarrow 0$, as $h \rightarrow \infty$, then

$$F_{k,DFA}^2(m) \xrightarrow{P} \mathbb{E}(f_{k,DFA}^2(m, 1)) = \frac{1}{m} \text{tr} (K_{m+1} \Gamma_k), \quad \text{as } n \rightarrow \infty,$$

and

$$F_{DCCA}(m) \xrightarrow{P} \mathbb{E}(f_{DCCA}(m, 1)) = \frac{1}{m} \text{tr} (K_{m+1} \Gamma_{1,2}), \quad \text{as } n \rightarrow \infty.$$

Moreover,

$$\rho_{DCCA}(m) \xrightarrow{P} \frac{\text{tr} (K_{m+1} \Gamma_{1,2})}{\sqrt{\text{tr} (K_{m+1} \Gamma_1) \text{tr} (K_{m+1} \Gamma_2)}} = \rho_{\mathcal{E}}(m), \quad \text{as } n \rightarrow \infty,$$

where $\Gamma_k, \Gamma_{1,2}$ and K_{m+1} are defined, respectively, by (16), (17) and (18). Furthermore, if

$$\sum_{h=1}^{\infty} \frac{|\gamma_{k,DFA}(h)|}{h^{q_k}} < \infty, \quad \text{and} \quad \sum_{h=1}^{\infty} \frac{|\gamma_{DCCA}(h)|}{h^{q_{12}}} < \infty,$$

for some $0 \leq q_k, q_{12} < 1$, then the convergence hold almost surely.

The hypothesis on Theorem 3.2 are very mild but they may still be difficult to verify in some specific contexts. Proposition 3.1 present far simpler sufficient conditions for the hypothesis of Theorem 3.2 to hold.

Proposition 3.1. Suppose that, for $k_1, k_2 = 1, 2$ and any $p, q, \tau > 0$ fixed,

$$\gamma_{k_1, k_2}(h) \rightarrow 0, \text{ as } |h| \rightarrow \infty \quad \text{and} \quad \kappa_{k_1, k_2}(p, h + \tau, p, h + q) \rightarrow 0, \quad \text{as } h \rightarrow \infty.$$

Then $\gamma_{k,DFA}(h) \rightarrow 0$ and $\gamma_{DCCA}(h) \rightarrow 0$, as $h \rightarrow \infty$.

We move to derive the asymptotic behavior of $F_{k,DFA}^2(m)$ and $F_{DCCA}(m)$, as $m \rightarrow \infty$, but first we need to introduce some notation. Recall that the degree of the polynomial fit in (5) is given by $\nu + 1$. Let M_j and M_j^* , for all $0 \leq j \leq m$, be two matrices of size $(m+1) \times (m+1)$ for which the (r, s) th coefficients are given respectively by

$$[M_j]_{r,s} = \begin{cases} 1, & \text{if } |r-s| = j, \\ 0, & \text{otherwise,} \end{cases} \quad \text{and} \quad [M_j^*]_{r,s} = \begin{cases} 1, & \text{if } s-r = j, \\ 0, & \text{otherwise.} \end{cases} \quad (26)$$

Observe that the matrices Γ_k and $\Gamma_{1,2}$ defined respectively by (16) and (17), can be rewritten as

$$\Gamma_k = \sum_{h=0}^m \gamma_k(h) M_h \quad \text{and} \quad \Gamma_{1,2} = \gamma_{1,2}(0) M_0^* + \sum_{h=1}^m \gamma_{1,2}(h) M_h^* + \sum_{h=1}^m \gamma_{1,2}(-h) [M_h^*]'. \quad (27)$$

Let

$$\alpha_0^{(m)} := \text{tr}(K_{m+1}), \quad \alpha_j^{(m)} := \text{tr}(K_{m+1} M_j^*) \quad \text{and} \quad \beta_j^{(m)} := \alpha_j^{(m)} / \alpha_0^{(m)}, \quad 1 \leq j \leq m, \quad (27)$$

for K_{m+1} defined by (18), so that, for any $\nu \geq 0$ one can write

$$\text{tr}(K_{m+1} \Gamma_k) = \alpha_0^{(m)} \left[\gamma_k(0) + 2 \sum_{h=1}^{m-1} \beta_h^{(m)} \gamma_k(h) \right], \quad (28)$$

$$\text{tr}(K_{m+1} \Gamma_{1,2}) = \alpha_0^{(m)} \left[\gamma_{1,2}(0) + \sum_{h=1}^{m-1} \beta_h^{(m)} [\gamma_{1,2}(-h) + \gamma_{1,2}(h)] \right]. \quad (29)$$

These equations yield Lemma 3.2.

Lemma 3.2. *Let $\nu + 1$ be the degree of the polynomial fit in (5) and $\alpha_j^{(m)}$, $0 \leq j \leq m$, be defined by (27). Also, let K_{m+1} and M_j be the matrices defined by (18) and (26), respectively. Then*

$$\text{tr}(K_{m+1} M_0) = \alpha_0^{(m)}, \quad \text{tr}(K_{m+1} M_m) = 0, \quad \text{and} \quad \text{tr}(K_{m+1} M_j) = 2\alpha_j^{(m)}, \quad 1 \leq j < m.$$

In particular, if $\nu = 0$, then $\alpha_j^{(m)} \sim \alpha_0^{(m)}$, as $m \rightarrow \infty$.

From the proof of Lemma 3.2, when $\nu = 0$ one conclude that

$$0 < \beta_j^{(m)} \leq 1, \quad \text{if } 0 \leq j < j_0(m), \quad \text{and} \quad -1 \leq \beta_j^{(m)} \leq 0, \quad \text{if } j_0(m) \leq j < m,$$

where $j_0(m) = [\sqrt{105m^2 + 210m + 9} - 9(m+1)]/6$. Also, from Lemma 3.2, for all $0 \leq j < m$, $\beta_j^{(m)} \rightarrow 1$, as $m \rightarrow \infty$. In Theorem 3.3, (28), (29) and Lemma 3.2 are combined to obtain the asymptotic behavior of $\mathbb{E}(f_{k,DFA}^2(m, 1))$ and $\mathbb{E}(f_{DCCA}(m, 1))$, as $m \rightarrow \infty$. Under the hypothesis of Theorem 3.2, the expressions derived also provide the asymptotic behavior of $F_{DCCA}(m)$, $F_{k,DFA}^2(m)$ and $\rho_{DCCA}(m)$.

Theorem 3.3. *Let $\{X_{1,t}\}_{t \in \mathbb{Z}}$ and $\{X_{2,t}\}_{t \in \mathbb{Z}}$ be two jointly strictly stationary stochastic processes with $\mathbb{E}(|X_{k,t}|^4) < \infty$, autocovariance $\gamma_k(\cdot)$, $k = 1, 2$, and cross-covariance $\gamma_{1,2}(\cdot)$. If $\nu = 0$, $\sum_{h \in \mathbb{Z}} |\gamma_k(h)| < \infty$ and $\sum_{h \in \mathbb{Z}} |\gamma_{1,2}(h)| < \infty$, then*

$$\mathbb{E}(f_{k,DFA}^2(m, 1)) \sim \frac{m}{15} \sum_{h \in \mathbb{Z}} \gamma_k(h) \quad \text{and} \quad \mathbb{E}(f_{DCCA}(m, 1)) \sim \frac{m}{15} \sum_{h \in \mathbb{Z}} \gamma_{1,2}(h), \quad \text{as } m \rightarrow \infty.$$

From Theorem 3.3 we conclude that, under the conditions of Theorem 3.2

$$\rho_{DCCA} \xrightarrow{P} \frac{\sum_{h \in \mathbb{Z}} \gamma_{1,2}(h)}{\sqrt{\sum_{h \in \mathbb{Z}} \gamma_1(h)} \sqrt{\sum_{h \in \mathbb{Z}} \gamma_2(h)}}, \quad \text{as } m, n \rightarrow \infty. \quad (30)$$

Wold's decomposition theorem states that any zero mean nondeterministic weakly stationary process $\{X_t\}_{t \in \mathbb{Z}}$ can be decomposed as $X_t = \sum_{j=0}^{\infty} \psi_j u_{t-j} + d_t$, where $\sum_{j=0}^{\infty} \psi_j^2 < \infty$, $\{u_t\}_{t \in \mathbb{Z}}$ is a white noise process and $\{d_t\}_{t \in \mathbb{Z}}$ is a deterministic process. Moreover, this decomposition is unique. Inspired by this result, Corollary 3.2 provides a limit in probability for the ρ_{DCCA} in the context of linear sequences with absolutely summable coefficients, as described in the sequel.

Let $\{X_{1,t}\}_{t \in \mathbb{Z}}$ and $\{X_{2,t}\}_{t \in \mathbb{Z}}$ be two jointly stationary processes satisfying

$$X_{k,t} = \sum_{j \in \mathbb{Z}} \psi_{k,j} \varepsilon_{k,t-j}, \quad t \in \mathbb{Z}, \quad \text{with } \sum_{j \in \mathbb{Z}} |\psi_{k,j}| < \infty, \quad k = 1, 2. \quad (31)$$

where $\{\varepsilon_{k,t}\}_{t \in \mathbb{Z}}$, $k = 1, 2$, are white noise processes with zero mean, $\text{Var}(\varepsilon_{k,t}) = \tau_k^2$, $k = 1, 2$, and $\text{Cov}(\varepsilon_{1,r}, \varepsilon_{2,s}) = \tau_{1,2}$, if $r = s$, and zero otherwise. Observe that

$$\gamma_k(h) = \tau_k^2 \sum_{j \in \mathbb{Z}} \psi_{k,j} \psi_{k,j+h} \quad \text{and} \quad \gamma_{1,2}(h) = \tau_{1,2} \sum_{j \in \mathbb{Z}} \psi_{1,j} \psi_{2,j+h}, \quad \text{for all } h \in \mathbb{Z}, \quad (32)$$

so that $\gamma_k(h) \rightarrow 0$ and $\gamma_{1,2}(h) \rightarrow 0$, as $|h| \rightarrow \infty$. If, in particular, $\{(\varepsilon_{1,t}, \varepsilon_{2,t})\}_{t \in \mathbb{Z}}$ is such that $\varepsilon_{k_1,t} \perp \varepsilon_{k_2,s}$, $t \neq s$ and $k_1, k_2 = 1, 2$, (that is, the random variables are independent for $t \neq s$), with finite joint fourth moment, then

$$\text{Cov}(X_{k_1,p} X_{k_2,p}, X_{k_1,\tau+h} X_{k_2,q+h}) = \text{Var}(\varepsilon_{k_1,0} \varepsilon_{k_2,0}) \sum_{j \in \mathbb{Z}} \psi_{k_1,j} \psi_{k_1,j-p+\tau+h} \psi_{k_2,j} \psi_{k_2,j-p+q+h} \rightarrow 0,$$

as $h \rightarrow \infty$, for $k_1, k_2 = 1, 2$, which is equivalent to $\kappa_{k_1,k_2}(p, \tau + h, p, q + h) \rightarrow 0$, as $h \rightarrow \infty$. Moreover, if $\{(\varepsilon_{1,t}, \varepsilon_{2,t})\}_{t \in \mathbb{Z}}$ is a bivariate Gaussian process then

$$\kappa_{k_1,k_2}(p, \tau + h, p, q + h) = 0, \quad \forall p, h, \tau, q \in \mathbb{Z}.$$

Structure (31) can be used to describe a wide variety of scenarios. For instance,

- 1) if $\tau_{1,2} = 0$, then $\{X_{k,t}\}_{t \in \mathbb{Z}}$, $k = 1, 2$, are stationary uncorrelated processes.
- 2) if $\psi_{k,j} = 0$, for all $j \neq 0$, and $\tau_{1,2} \neq 0$, then $\{(X_{1,t}, X_{2,t})\}_{t \in \mathbb{Z}}$ is a bivariate white noise.
- 3) if $\psi_{k,j} = 0$, for all $j < 0$ and $j > j_0$, for some $j_0 \in \mathbb{N}$, $\{X_{k,t}\}_{t \in \mathbb{Z}}$ for $k = 1, 2$ are moving average processes.
- 4) if $\psi_{k,j} = 0$, for all $j < 0$, then $\{X_{k,t}\}_{t \in \mathbb{Z}}$ for $k = 1, 2$ are causal processes.

Under specification (31), ρ_{DCCA} converges in probability to the correlation between the underlying white noise process $\{(\varepsilon_{1,t}, \varepsilon_{2,t})\}_{t \in \mathbb{Z}}$, except for its direction, which is determined by the coefficients in (31). This is the content of the next Corollary.

Corollary 3.2. *Let $\{X_{1,t}\}_{t \in \mathbb{Z}}$ and $\{X_{2,t}\}_{t \in \mathbb{Z}}$ be two jointly stationary processes satisfying (31) and let $\nu = 0$. Then, under the conditions of Theorem 3.2*

$$\rho_{DCCA}(m) \xrightarrow{P} \text{sign}(\Psi_{1,2}) \frac{\tau_{1,2}}{\tau_1 \tau_2} = \text{sign}(\Psi_{1,2}) \rho_{1,2}^\varepsilon, \quad \text{as } n, m \rightarrow \infty,$$

where $\Psi_{1,2} = \sum_{j \in \mathbb{Z}} \psi_{1,j} \sum_{\ell \in \mathbb{Z}} \psi_{2,\ell}$ and $\rho_{1,2}^\varepsilon = \text{Corr}(\varepsilon_{1,t}, \varepsilon_{2,t})$.

Remark 3.2. In view of Proposition 2.1, the results in Lemma 3.2, Theorem 3.3 and Corollary 3.2 also hold for stationary process with linear trends, without any modification. Similar results can, in principle, be obtained for polynomial trends of higher degrees as long as one is able to carry on the delicate analysis in Lemma 3.2. It entails a careful investigation of the general form of Q_{m+1} in (5), which depends on obtaining $(D'_{m+1}D_{m+1})^{-1}$ in closed form. In this stage, even for $\nu = 1$, the analysis become very cumbersome and intricate. Also, the analysis is ν by ν dependent in the sense that no general formula can be obtained. \diamond

4 Some Examples

In this section we describe the behavior of $\rho_{DCCA}(m)$ under different scenarios. Theorem 3.2 is applied when $n \rightarrow \infty$ and (30) and/or Corollary 3.2 are used for $m, n \rightarrow \infty$, in the non-trivial cases. For each example discussed, we also present the results from a Monte Carlo simulation study performed to analyze the finite sample performance of the $\rho_{DCCA}(m)$. The codes used in the simulation were implemented by the authors in Fortran and R (R Core Team, 2018) programming languages. All time series were created with sample size $n = 2,000$ and 1,000 replications were performed. For each replica, $\rho_{DCCA}(m)$ was calculated using (9), for $m \in \{3, \dots, 100\}$. For better visualization, the box-plots of the estimated values, for different values of m , and the theoretical limit for which the coefficient $\rho_{DCCA}(m)$ converges to, as $m, n \rightarrow \infty$, are presented in a single graphic. The simulation results are discussed at the end of this section.

4.1 Uncorrelated Processes

Suppose that $\{X_{k,t}\}_{t \in \mathbb{Z}}$, $k = 1, 2$, are two stationary uncorrelated processes for which

$$\gamma_k(h) \longrightarrow 0 \quad \text{and} \quad \kappa_{k_1, k_2}(p, \tau + h, p, q + h) \longrightarrow 0, \quad \text{as } h \rightarrow \infty, \quad k, k_1, k_2 = 1, 2$$

for any $p, q, \tau > 0$ fixed. It follows that

$$\Gamma_k = \text{Cov}(\mathbf{X}_{k, m+1}^{(1)}, \mathbf{X}_{k, m+1}^{(1)}), \quad k = 1, 2, \quad \text{and} \quad \Gamma_{1,2} = 0_{m+1, m+1}, \quad \forall m > 0.$$

and hence

$$\rho_{DCCA}(m) \xrightarrow{P} 0 \quad \text{as } n \rightarrow \infty, \quad \forall m > 0.$$

Notice that the limit of $\rho_{DCCA}(m)$ does not depend of the marginal behavior of $\{X_{k,t}\}_{t \in \mathbb{Z}}$, $k = 1, 2$.

Figure 1 presents the simulation results considering uncorrelated time series. In Figure 1(a) both time series are i.i.d. standard Gaussian sequences while in Figure 1(b), $\{X_{k,t}\}_{t \in \mathbb{Z}}$, $k = 1, 2$ are given by

$$X_{1,t} = 0.6X_{1,t-1} + \varepsilon_{1,t} \quad \text{and} \quad X_{2,t} = \varepsilon_{2,t} + 0.6\varepsilon_{2,t-1}, \quad \varepsilon_{k,t} \underset{iid}{\sim} \mathcal{N}(0, 1), \quad \varepsilon_{1,r} \perp \varepsilon_{2,s}, \quad \forall r, s$$

that is, $\{X_{1,t}\}_{t \in \mathbb{Z}}$ is a AR(1) process and $\{X_{2,t}\}_{t \in \mathbb{Z}}$ is an MA(1) process generated from two i.i.d standard Gaussian sequences, independent of each other.

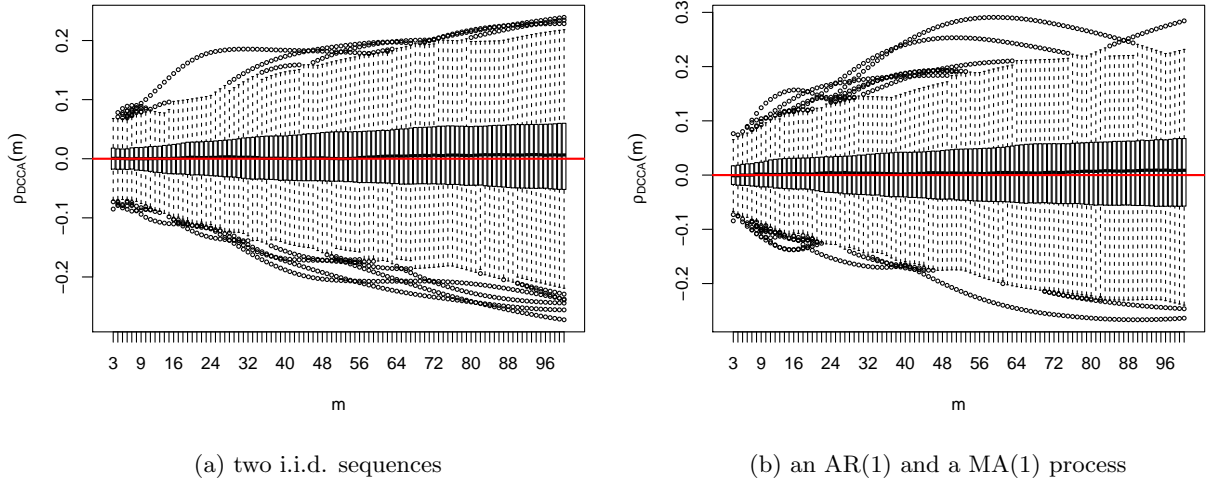


Figure 1: Box-plots considering 1,000 replications and $m \in \{3, \dots, 100\}$ for two different cenários under which there is no cross-correlation between the time series. The red line represents the theoretical limit obtained by letting $n \rightarrow \infty$.

4.2 Bivariate white noise process

4.2.1 General model

Suppose that $\{(X_{1,t}, X_{2,t})\}_{t \in \mathbb{Z}}$ is a bivariate white noise, with $\mathbb{E}(X_{k,t}) = \mu_k$, $\text{Var}(X_{k,t}) = \sigma_k^2$, $k = 1, 2$, $\text{Cov}(X_{1,t}, X_{2,t}) = \sigma_{12}$ and

$$\kappa_{k_1, k_2}(p, \tau + h, p, q + h) \longrightarrow 0, \quad \text{as } h \rightarrow \infty, \quad k_1, k_2 = 1, 2$$

for any $p, q, \tau > 0$ fixed. It follows that

$$\Gamma_k = \sigma_k^2 I_{m+1}, \quad k = 1, 2, \quad \text{and} \quad \Gamma_{1,2} = \sigma_{12} I_{m+1}, \quad \forall m > 0,$$

and hence

$$\rho_{DCCA}(m) \xrightarrow{P} \rho \quad \text{as } n \rightarrow \infty, \quad \forall m > 0,$$

where $\rho = \text{Corr}(X_{1,t}, X_{2,t}) = \sigma_{12} \sigma_1 \sigma_2$.

Figure 2 presents the simulation results considering time series which are cross-correlated only at lag $h = 0$. In Figures 2(a) and (b) $\{(X_{1,t}, X_{2,t})\}_{t \in \mathbb{Z}}$ is an i.i.d. sample from a bivariate Gaussian distribution with $\text{Var}(X_{k,t}) = 1$, $k = 1, 2$ and $\text{Cov}(X_{1,t}, X_{2,t}) = \rho$, with $\rho = 0.5$ and 0.8 , respectively.

4.2.2 Signal plus noise model

A particular case of a bivariate white noise process is the signal plus noise model. Suppose that $\{X_{2,t}\}_{t \in \mathbb{Z}}$ is given by

$$X_{2,t} = \beta_0 + \beta_1 X_{1,t} + \varepsilon_t, \quad t \in \mathbb{Z}, \quad (33)$$

where $\{X_{1,t}\}_{t \in \mathbb{Z}}$ and $\{\varepsilon_t\}_{t \in \mathbb{Z}}$ are i.i.d. sequences with finite fourth moments, $\varepsilon_t \perp X_{1,s}$, $\forall t, s \in \mathbb{Z}$,

$$\mathbb{E}(X_{1,t}) = \mu_1, \quad \text{Var}(X_{1,t}) = \sigma_1^2, \quad \mathbb{E}(\varepsilon_t) = 0 \quad \text{and} \quad \text{Var}(\varepsilon_t^2) = \sigma_\varepsilon^2.$$

It follows that

$$\Gamma_k = a_k I_{m+1}, \quad k = 1, 2, \quad \text{and} \quad \Gamma_{1,2} = \beta_1 \sigma_1^2 I_{m+1}, \quad \forall m > 0.$$

where $a_1 = \sigma_1^2$ and $a_2 = \beta_1^2 \sigma_1^2 + \sigma_\varepsilon^2$. Moreover, it is easy to verify that, for $k_1, k_2 = 1, 2$,

$$\kappa_{k_1, k_2}(p, \tau + h, p, q + h) = 0, \quad \text{if } p \neq \tau + h \text{ and } p \neq q + h.$$

Hence

$$\rho_{DCCA}(m) \xrightarrow{P} \frac{1}{\sqrt{1 + \sigma_\varepsilon^2 / (\beta_1 \sigma_1)^2}} = \text{Corr}(X_{1,t}, X_{2,t}), \quad \text{as } n \rightarrow \infty, \quad \forall m > 0.$$

Notice that, the smaller the ratio $\sigma_\varepsilon^2 / (\beta_1 \sigma_1)^2$, the closer $\rho_{DCCA}(m)$ is to 1.

Figures 2(c) and (d) present the simulation results for the scenarios where $\{X_{1,t}\}_{t \in \mathbb{Z}}$ is an i.i.d. standard Gaussian sequence and $\{X_{2,t}\}_{t \in \mathbb{Z}}$ is a signal plus noise process, defined through (33), with $\beta_0 = 3$, $\beta_1 = 2$ and $\{\varepsilon_t\}_{t \in \mathbb{Z}}$ a Gaussian i.i.d sequence with zero mean and variance $\sigma_\varepsilon^2 = 4$ and 64, respectively. In these two scenarios, the corresponding limits are, respectively, $1/\sqrt{2}$ and $1/\sqrt{17}$.

4.3 Short memory cross-correlated processes

In what follows we shall consider several different data generating processes independently and in detail.

4.3.1 Dependence driven by a moving average structure

Suppose that $\{X_{1,t}\}_{t \in \mathbb{Z}}$ is an i.i.d. sequence with $\mathbb{E}(X_{1,t}) = \mu_1$ and $\text{Var}(X_{1,t}) = \sigma_1^2$, and $\{X_{2,t}\}_{t \in \mathbb{Z}}$ is given by

$$X_{2,t} = \sum_{j=0}^q \theta_j X_{1,t-j}, \quad t \in \mathbb{Z}.$$

It follows that $\gamma_1(h) = \sigma_1 I(h = 0)$,

$$\gamma_2(h) = \begin{cases} \sigma_1^2 \sum_{j=0}^{q-|h|} \theta_j \theta_{j+|h|}, & -q \leq h \leq q, \\ 0, & \text{otherwise,} \end{cases} \quad \gamma_{1,2}(h) = \begin{cases} \sigma_1^2 \theta_h, & \text{if } 0 \leq h \leq q, \\ 0, & \text{otherwise,} \end{cases}$$

and since $\{X_{2,t}\}_{t \in \mathbb{Z}}$ satisfies (31), $\kappa_{k_1, k_2}(p, \tau + h, p, q + h) \rightarrow 0$, as $h \rightarrow \infty$, for $k_1, k_2 = 1, 2$. Hence

$$\rho_{DCCA}(m) \xrightarrow{P} \frac{\theta_0 + \sum_{h=1}^{\tau} \beta_h^{(m)} \theta_h}{\sqrt{\sum_{h=0}^q \theta_h^2 + 2 \sum_{h=1}^q \sum_{i=0}^{q-h} \beta_h^{(m)} \theta_i \theta_{i+h}}}, \quad \text{as } n \rightarrow \infty. \quad (34)$$

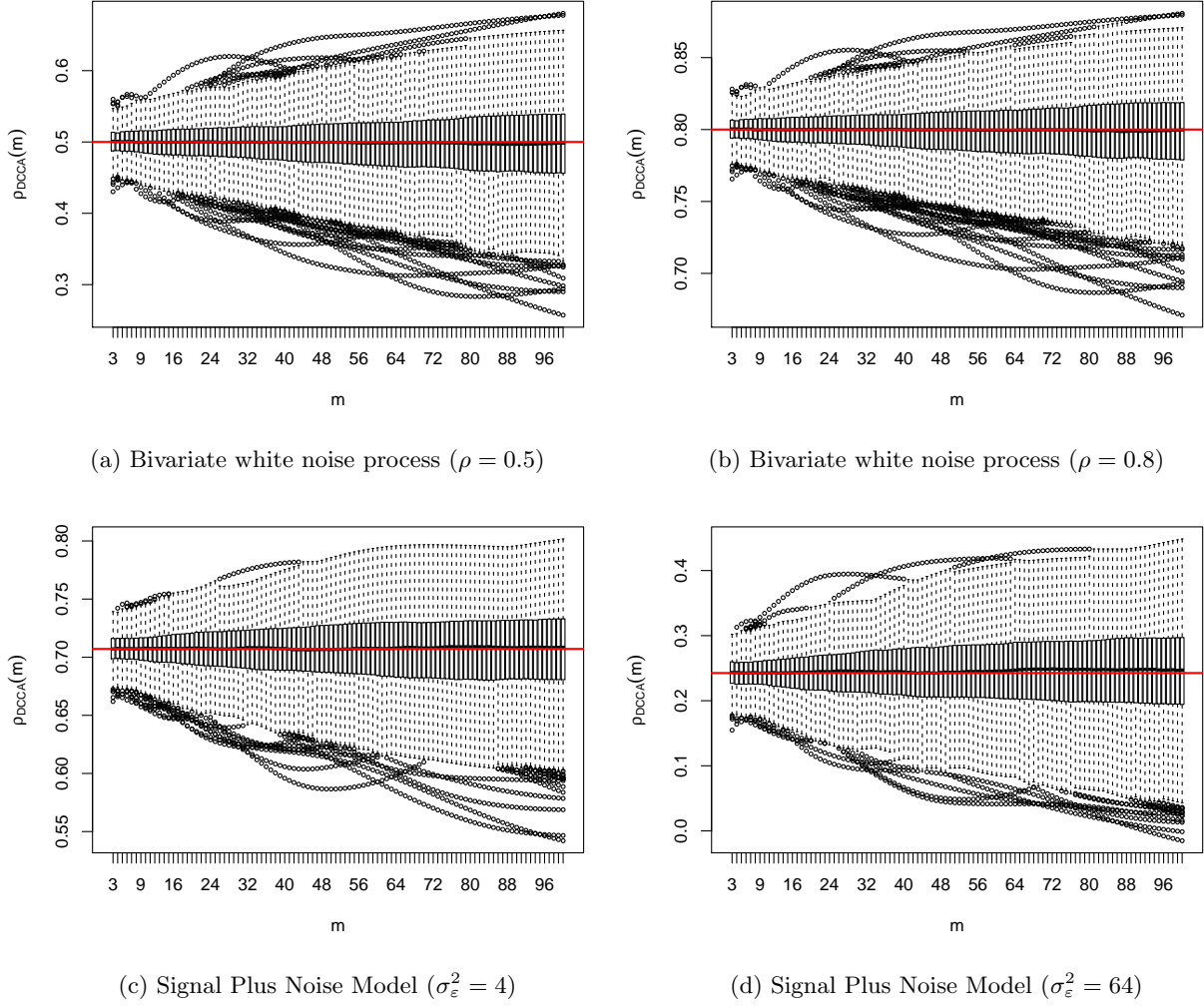


Figure 2: Box-plots considering 1,000 replications and $m \in \{3, \dots, 100\}$ for three different scenarios under which there is no cross-correlation at lag $h \neq 0$. The red line represents the theoretical limit obtained by letting $n \rightarrow \infty$.

with $\tau = \min\{q, m-1\}$, $\beta_h^{(m)} := \alpha_h^{(m)}/\alpha_0^{(m)}$. Furthermore, from Lemma 3.2, $\beta_h^{(m)} \rightarrow 1$, as $m \rightarrow \infty$, and $\sum_{h=0}^q \theta_h^2 + 2 \sum_{h=1}^q \sum_{i=0}^{q-h} \theta_i \theta_{i+h} = \left(\sum_{h=0}^q \theta_h\right)^2$, so that

$$\rho_{DCCA}(m) \xrightarrow{P} \text{sign} \left(\sum_{j=0}^q \theta_j \right), \quad \text{as } n, m \rightarrow \infty.$$

The same conclusion is achieved by observing that $\{X_{1,t}\}_{t \in \mathbb{Z}}$ and $\{X_{2,t}\}_{t \in \mathbb{Z}}$ satisfy (31) with $\varepsilon_{1,t} = \varepsilon_{2,t} = X_{1,t}$, for all $t \in \mathbb{Z}$, $\psi_{1,0} = 1$, $\psi_{1,j} = 0$, for all $j \neq 0$, $\psi_{2,j} = \theta_j$, $j = 0, \dots, q$ e $\psi_{2,j} = 0$, otherwise, $\tau_1 = \tau_2 = \sigma_1^2$ and $\tau_{1,2} = 1$ and applying Corollary 3.2.

Figure 4 presents the simulation results considering time series which present cross-correlation for $h \geq 0$. In Figure 4(a) the dependence is driven by a moving average structure as follows

$$X_{2,t} = X_{1,t} + \sum_{j=1}^{20} \theta_j X_{1,t-j}, \quad \theta_j := \frac{21-j}{10}, \quad X_{1,t} \stackrel{iid}{\sim} \mathcal{N}(0, 1). \quad (35)$$

In this case, a cumbersome but straightforward calculation yields

$$F_{DCCA}(m) \xrightarrow[n \rightarrow \infty]{P} \frac{22}{15}m + \frac{1038312}{5m^2} + \frac{2143922}{5(m+1)} - \frac{519156}{5(m+2)} - \frac{1617088}{5m} - \frac{1111}{15} \sim \frac{22}{15}m,$$

$$F_{1,DFA}^2(m) \xrightarrow[n \rightarrow \infty]{P} \frac{1}{15}m + \frac{2}{15} - \frac{1}{5m} \sim \frac{1}{15}m$$

and

$$F_{2,DFA}^2(m) \xrightarrow[n \rightarrow \infty]{P} \frac{484}{15}m + \frac{50588868}{25m^2} + \frac{105398282}{25(m+1)} - \frac{25294434}{25(m+2)} - \frac{159094419}{50m} - \frac{193369}{150} \sim \frac{22^2}{15}m.$$

Hence, upon applying a Taylor expansion of $\sqrt{a+x}$ around $x=0$ we obtain, for any $0 < \delta \leq 1$,

$$\rho_{DCCA}(m) \xrightarrow[n \rightarrow \infty]{P} \frac{1 + o(m^{-\delta})}{\sqrt{1 + o(m^{-\delta})}} \sim \frac{1 + o(m^{-\delta})}{1 + o(m^{-\delta})} \sim 1, \quad \text{as } m \rightarrow \infty.$$

4.3.2 Dependence driven by an autoregressive structure

Suppose that $\{X_{1,t}\}_{t \in \mathbb{Z}}$ is a white noise sequence, with $\mathbb{E}(X_{1,t}) = \mu_1$ and $\text{Var}(X_{1,t}) = \sigma_1^2$, and $\{X_{2,t}\}_{t \in \mathbb{Z}}$ is given by

$$X_{2,t} = \sum_{j=1}^p \phi_j X_{2,t-j} + X_{1,t}, \quad t \in \mathbb{Z}.$$

Observe that, if $\phi(z) := 1 - \phi_1 z - \dots - \phi_p z^p$ has no roots in the unit circle, then $\{X_{2,t}\}_{t \in \mathbb{Z}}$ is stationary and can be written as $X_{2,t} = \sum_{j \in \mathbb{Z}} \psi_j X_{1,t-j}$, $t \in \mathbb{Z}$, with $\sum_{j \in \mathbb{Z}} |\psi_j| < \infty$, where $\{\psi_j\}_{j \in \mathbb{Z}}$ are the coefficients of $\psi(z) = (1 - \phi_1 z - \dots - \phi_p z^p)^{-1} = \phi^{-1}(z)$. In particular, if $\phi(z) \neq 0$, for all $|z| \leq 1$, then $\psi_j = 0$, for all $j < 0$, and $\{X_{2,t}\}_{t \in \mathbb{Z}}$ is causal. If $\phi(z) \neq 0$, for all $|z| \geq 1$, then $\psi_j = 0$, for all $j \geq 0$. Hence $\{X_{1,t}\}_{t \in \mathbb{Z}}$ and $\{X_{2,t}\}_{t \in \mathbb{Z}}$ satisfy (31) with $\varepsilon_{1,t} = \varepsilon_{2,t} = X_{1,t}$, for all $t \in \mathbb{Z}$, $\psi_{1,0} = 1$, $\psi_{1,j} = 0$, for all $j \neq 0$, $\psi_{2,j} = \psi_j$, $j \in \mathbb{Z}$, $\tau_1 = \tau_2 = \sigma_1^2$ and $\tau_{1,2} = 1$.

Under this specification, for all $m > 0$,

$$\gamma_1(h) = \sigma_1^2 I(h=0), \quad \gamma_2(h) = \sigma_1^2 \sum_{j \in \mathbb{Z}} \psi_j \psi_{j+h}, \quad \gamma_{1,2}(h) = \sigma_1^2 \psi_h, \quad \text{for all } h \in \mathbb{Z},$$

and since $\{X_{2,t}\}_{t \in \mathbb{Z}}$ satisfies (31), $\kappa_{k_1, k_2}(p, \tau + h, p, q + h) \rightarrow 0$, as $h \rightarrow \infty$, for $k_1, k_2 = 1, 2$. Hence

$$\rho_{DCCA}(m) \xrightarrow[n \rightarrow \infty]{P} \frac{\psi_0 + \sum_{h=1}^{m-1} \beta_h^{(m)} (\psi_{-h} + \psi_h)}{\sqrt{\sum_{j \in \mathbb{Z}} \left[\psi_j^2 + 2 \sum_{h=1}^{m-1} \beta_h^{(m)} \psi_j \psi_{j+h} \right]}}, \quad \text{as } n \rightarrow \infty.$$

and

$$\rho_{DCCA}(m) \xrightarrow[n, m \rightarrow \infty]{P} \text{sign} \left(\sum_{j \in \mathbb{Z}} \psi_j \right),$$

Figure 4(b) presents the simulation results for the scenario where the dependence is driven by an autoregressive structure as follows

$$X_{2,t} = \phi X_{2,t-1} + X_{1,t}, \quad \phi = 0.6 \quad \text{and} \quad X_{1,t} \underset{iid}{\sim} \mathcal{N}(0, 1).$$

Since $|\phi| < 1$, the coefficients ψ_j defined above are such that $\psi_j = 0$, if $j < 0$, and $\psi_j = \phi^j$, if $j \geq 0$. A cumbersome but straightforward calculation yields

$$F_{DCCA}(m) \xrightarrow[n \rightarrow \infty]{P} \frac{m^3}{15(1-\phi)(m^2+3m+2)} + \frac{O(m^4)}{m^4+3m^3+2m^2} \sim \frac{m}{15(1-\phi)},$$

$$F_{1,DFA}^2(m) \xrightarrow[n \rightarrow \infty]{P} \frac{1}{15}m + \frac{2}{15} - \frac{1}{5m} \sim \frac{1}{15}m$$

and

$$F_{2,DFA}^2(m) \xrightarrow[n \rightarrow \infty]{P} \frac{m^3}{15(1-\phi)^2(m^2+3m+2)} + \frac{O(m^4)}{m^4+3m^3+2m^2} \sim \frac{m}{15(1-\phi)^2},$$

Hence, upon applying a Taylor expansion of $\sqrt{a+x}$ around $x = 0$, we conclude that, for any $0 < \delta \leq 1$,

$$\rho_{DCCA}(m) \xrightarrow[n \rightarrow \infty]{P} \frac{1+o(m^{-\delta})}{\sqrt{1+o(m^{-\delta})}} \sim \frac{1+o(m^{-\delta})}{1+o(m^{-\delta})} \sim 1, \quad \text{as } m \rightarrow \infty.$$

4.3.3 Dependence driven by correlated white noise processes

Suppose that $\{X_{k,t}\}_{t \in \mathbb{Z}}$, $k = 1, 2$, are defined through (31). Then

$$\gamma_k(h) = \tau_k^2 \sum_{j \in \mathbb{Z}} \psi_{k,j} \psi_{k,j+h} \quad \gamma_{1,2}(h) = \tau_{1,2} \sum_{j \in \mathbb{Z}} \psi_{1,j} \psi_{2,j+h}, \quad h \in \mathbb{Z},$$

and since $\{X_{2,t}\}_{t \in \mathbb{Z}}$ satisfies (31), $\kappa_{k_1,k_2}(p, \tau + h, p, q + h) \rightarrow 0$, as $h \rightarrow \infty$, for $k_1, k_2 = 1, 2$. Hence, as $n \rightarrow \infty$,

$$\rho_{DCCA}(m) \xrightarrow{P} \frac{\tau_{1,2} \sum_{j \in \mathbb{Z}} \left[\psi_{1,j} \psi_{2,j} + \sum_{h=1}^{m-1} \beta_h^{(m)} \psi_{1,j} (\psi_{2,j-h} + \psi_{2,j+h}) \right]}{\sqrt{\tau_1^2 \sum_{j \in \mathbb{Z}} \left[\psi_{1,j}^2 + 2 \sum_{h=1}^{m-1} \beta_h^{(m)} \psi_{1,j} \psi_{1,j+h} \right]} \sqrt{\tau_2^2 \sum_{j \in \mathbb{Z}} \left[\psi_{2,j}^2 + 2 \sum_{h=1}^{m-1} \beta_h^{(m)} \psi_{2,j} \psi_{2,j+h} \right]}}$$

and

$$\rho_{DCCA}(m) \xrightarrow{P} \text{sign} \left(\sum_{j \in \mathbb{Z}} \psi_{1,j} \sum_{\ell \in \mathbb{Z}} \psi_{2,\ell} \right) \frac{\tau_{1,2}}{\tau_1 \tau_2}, \quad \text{as } n, m \rightarrow \infty.$$

Figures 4(c) and (d) present the simulation results for two scenarios where the cross-correlated processes were generated by considering the same white noise sequence. For Figure 4(c), the samples were generated by setting

$$X_{1,t} = 0.4X_{1,t-1} + \varepsilon_t, \quad X_{2,t} = 0.6X_{2,t-1} + \varepsilon_t, \quad \varepsilon_t = 0.7\varepsilon_{t-1} + \eta_t, \quad \eta_t \underset{iid}{\sim} \mathcal{N}(0, 1) \quad (\text{model 1})$$

and, for Figure 4(d),

$$X_{1,t} = \varepsilon_t + 0.4\varepsilon_{t-1}, \quad X_{2,t} = \varepsilon_t + 0.6\varepsilon_{t-1}, \quad \varepsilon_t = 0.7\varepsilon_{t-1} + \eta_t, \quad \eta_t \underset{iid}{\sim} \mathcal{N}(0, 1) \quad (\text{model 2}).$$

As we shall see in the sequel, both models have a causal representation for which $\tau_1 = \tau_2 = 1$, $\tau_{1,2} = 1$ and $\text{sign}(\sum_{j \in \mathbb{Z}} \psi_{1,j} \sum_{\ell \in \mathbb{Z}} \psi_{2,\ell}) > 0$.

Let $\alpha_1 = 0.4$, $\alpha_2 = 0.6$ and $\beta = 0.7$. Then, in model 1, $\{X_{k,t}\}_{t \in \mathbb{Z}}$ can be rewritten as an AR(2) process with causal representation, $X_{k,t} = \sum_{j=0}^{\infty} \psi_{k,j} \eta_{t-j}$, where $\psi_{k,j} = (\beta^{j+1} - \alpha_k^{j+1})/(\beta - \alpha_k)$, $j \geq 0$. Similar to the previous examples, a few algebraic manipulations yield

$$F_{DCCA}(m) \xrightarrow[n \rightarrow \infty]{P} \frac{(m^2 + 3m + 2)^{-1} m^3}{15(1-\beta)^2(1-\alpha_1)(1-\alpha_2)} + \frac{O(m^4)}{m^4 + 3m^3 + m^2} \sim \frac{m}{15(1-\beta)^2(1-\alpha_1)(1-\alpha_2)},$$

and

$$F_{k,DFA}^2(m) \xrightarrow[n \rightarrow \infty]{P} \frac{(m^2 + 3m + 2)^{-1}m^3}{15(1 - \beta)^2(1 - \alpha_k)^2} + \frac{O(m^4)}{m^4 + 3m^3 + m^2} \sim \frac{m}{15(1 - \beta)^2(1 - \alpha_k)^2}.$$

In model 2, $\{X_{k,t}\}_{t \in \mathbb{Z}}$ can be rewritten as an ARMA(1,1) for which the coefficients in the causal representation are given by $\psi_{k,j} = \beta^{j-1}(\beta + \alpha_k)$, $j \geq 0$. In this scenario we conclude that

$$F_{DCCA}(m) \xrightarrow[n \rightarrow \infty]{P} \frac{(\beta + \alpha_1)(\beta + \alpha_2)m^3}{15\beta^2(1 - \beta)^2(m^2 + 3m + 2)} + \frac{O(m^4)}{m^4 + 3m^3 + m^2} \sim \frac{(\beta + \alpha_1)(\beta + \alpha_2)}{15\beta^2(1 - \beta)^2}m,$$

and

$$F_{k,DFA}^2(m) \xrightarrow[n \rightarrow \infty]{P} \frac{(\beta + \alpha_k)^2m^3}{15\beta^2(1 - \beta)^2(m^2 + 3m + 2)} + \frac{O(m^4)}{m^4 + 3m^3 + m^2} \sim \frac{(\beta + \alpha_k)^2}{15\beta^2(1 - \beta)^2}m,$$

Hence, upon applying a Taylor expansion of $\sqrt{a+x}$ around $x = 0$ we obtain, for model 1 and 2, for any $0 < \delta \leq 1$,

$$\rho_{DCCA}(m) \xrightarrow[n \rightarrow \infty]{P} \frac{1 + o(m^{-\delta})}{\sqrt{1 + o(m^{-\delta})}} \sim \frac{1 + o(m^{-\delta})}{1 + o(m^{-\delta})} \sim 1, \quad \text{as } m \rightarrow \infty.$$

4.3.4 Overlapping vs. non-overlapping boxes

An interesting question is whether or not it is advantageous applying non-overlapping boxes on constructing the DCCA. The first thing to keep in mind to understand the difference between overlapping and non-overlapping boxes is that in a sample we can always fit more overlapping boxes than non-overlapping ones. For instance, in a sample of size $n = 50$, we can only fit 5 non-overlapping boxes of size 10, while we can fit 41 non-overlapping boxes of the same size. To showcase this difference, we perform a Monte Carlo simulation considering time series of size $n = 100$ presenting cross-correlation for $h \geq 0$. The dependence is driven by the moving average structure described in (35).

We simulate each time series and calculate $\rho_{DCCA}(m)$ for $m \in \{3, \dots, 25\}$ applying overlapping and non-overlapping boxes. We replicate the experiment 1,000 times. In Figure 3 we present the simulation results. The boxplot for each m for overlapping (green) and non-overlapping (red) boxes are presented side-by-side for comparison purposes. Also presented is the true value of the DCCA given by (34). In both cases the median is very close to the true value, however, applying overlapping boxes yield estimates with significantly smaller variance in all cases.

We considered a few more contexts (not shown). Overall we found that for large sample or in the case where the underlying processes are each independent (in the context of Subsections 4.2 and 4.1), applying overlapping or non-overlapping boxes makes little difference. However, for small samples or samples presenting dependence, it is usually advantageous to apply overlapping boxes.

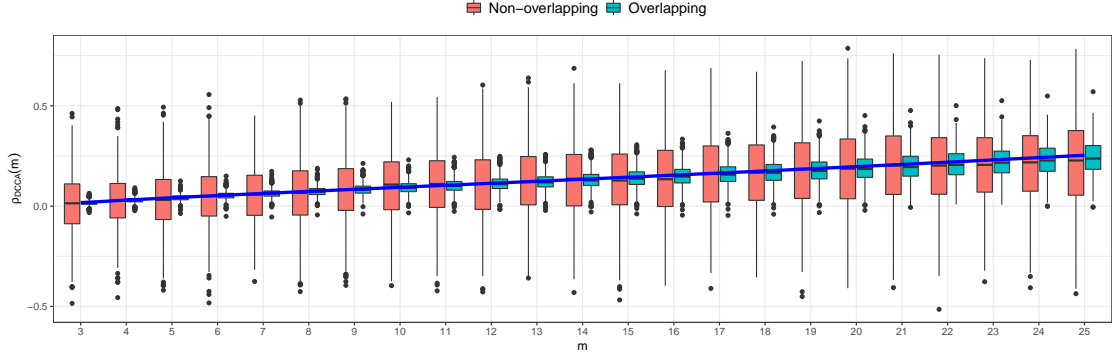
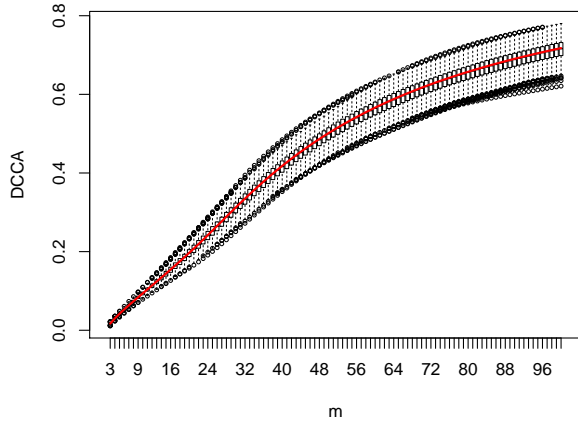
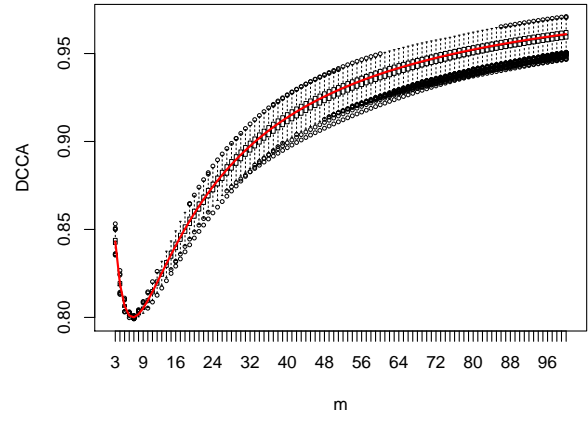


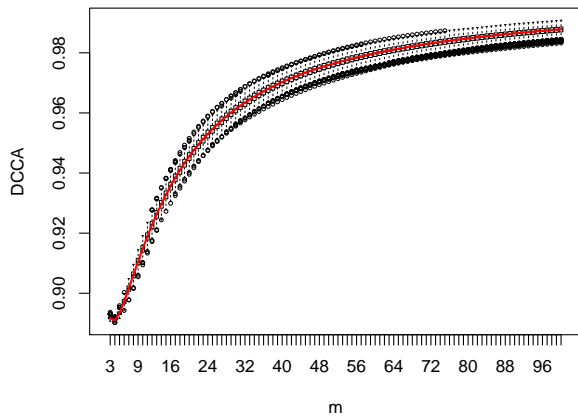
Figure 3: Comparison between the ρ_{DCCA} obtained employing overlapping (green) and non-overlapping (red) boxes. The blue line corresponds to the true value of the DCCA.



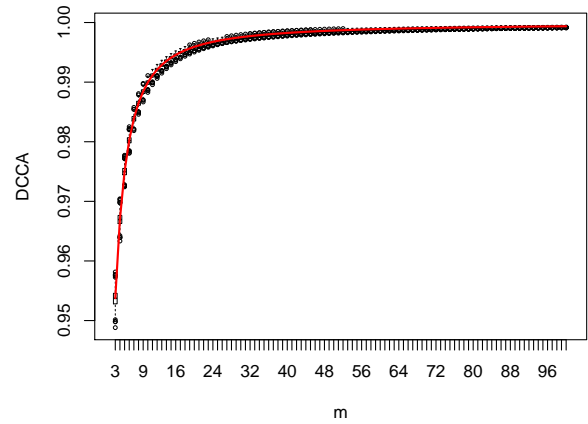
(a) Moving Average Structure with $q = 20$



(b) Autoregressive Structure with $p = 1$



(c) Correlated white noise processes: AR marginals



(d) Correlated white noise processes: ARMA marginals

Figure 4: Box-plots considering 1,000 replications and $m \in \{3, \dots, 100\}$ for four different scenarios under which there is cross-correlation at lag $h \neq 0$. The red line represents the theoretical limit obtained by letting $n \rightarrow \infty$.

4.4 Discussion of the Simulation Results

Overall, the simulation results show that the sample ρ_{DCCA} behave very closely to its theoretical values in all scenarios. For all values of $m \in \{3, \dots, 100\}$, the median estimate of ρ_{DCCA} is always very close to the theoretical values. Observe that as m increases, the variance of ρ_{DCCA} increases. This is expected since m determines the size of the boxes applied to calculate the values of $F_{k,DFA}^2(m)$ and $F_{DCCA}(m)$ and the higher the m , the smaller the number of boxes that we apply and, hence, the smaller the number of terms used in calculating $F_{k,DFA}^2(m)$ and $F_{DCCA}(m)$. Since $F_{k,DFA}^2(m)$ and $F_{DCCA}(m)$ are averages, less terms used imply an increase in variance of these terms.

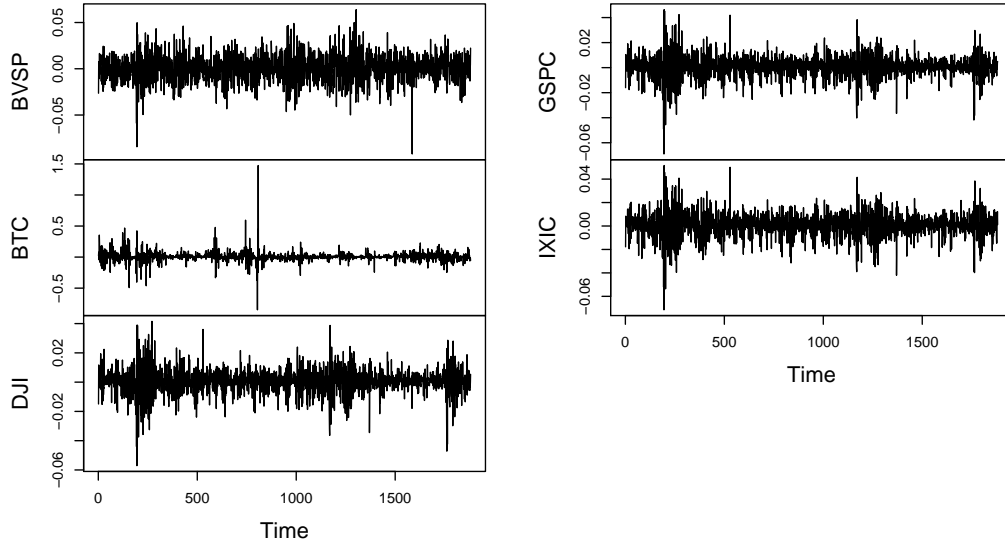
5 Application

In this section we apply the DCCA to analyze the joint behavior of 4 stock indexes, namely, S&P 500 (GSPC), Nasdaq (IXIC), Dow Jones (DJI) and IBOVESPA (BVSP), and the Bitcoin cryptocurrency (BTC). The time series were obtained from Yahoo Finance website and comprehend the log-returns of the daily adjusted close data from October 19th 2010 to August 3th 2018. Since data for BTC is available everyday while data for the stock indexes is only available on trading dates and it is subject to local holidays, we only used the data available for all the five time series. This yielded an effective sample size of 1,881 after the calculation of the log-returns.

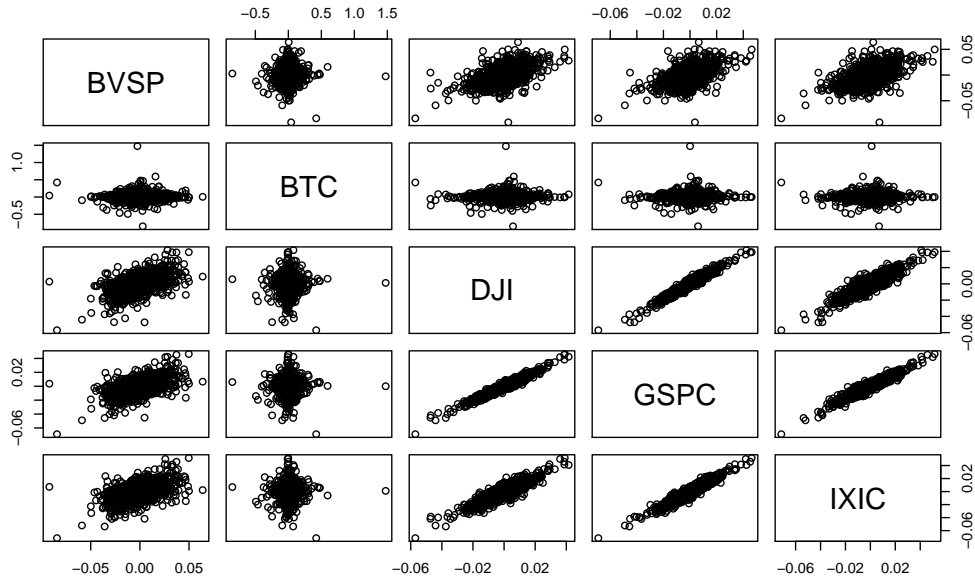
Figure 5(a) presents the plots of the 5 time series, while Figure 5(b) present the associated scatter plots. A preliminary analysis of the sample autocorrelation (plots not shown) revealed that the log-returns show no serial autocorrelation while the absolute log-returns show some significant autocorrelation beyond lag 0, which resembles the autocorrelation structure of a long-range dependent time series for GSPC, IXIC, DJI and BTC. These are well known facts about financial time series (Cont, 2001). Also, there is no significant cross-correlation between BTC and any other time series (either original or absolute values); the cross-correlation among GSPC, IXIC, DJI and BVSP is significant only at lag 0, while, when considering the absolute returns, they present long-range dependence-like behavior.

In Figures 6 and 7 we present the DCCA behavior for all pairs obtained from the GSPC, IXIC, BVSP, DJI and BTC original and absolute log-returns, respectively. The idea is to compare the empirical findings to the simulation results in view of the theory developed. The DCCA behavior for the log-returns presented in Figure 6 show 3 groups of closely related behavior. In the bottom, we have the behavior for the $BTC \times BVSP$ (always around 0) and $BTC \times (IXIC, GSPC, DJI)$ (around 0 at $m = 3$ and slowly increasing with m but always smaller than 0.2). For this group the ρ_{DCCA} behavior resembles the one from non cross-correlated processes (see Figure 1). For the other two groups, namely $DJI \times GSPC \times IXIC$ and $BVSP \times (DJI, GSPC, IXIC)$ at the top and middle, respectively, the ρ_{DCCA} behavior points to the existence of cross-correlation only at lag 0 (see Figure 2), stronger for $DJI \times GSPC \times IXIC$ (very close to 0.9 for $DJI \times IXIC$ and closer to one for the other two pairs) and around 0.5 for $BVSP \times (DJI, GSPC, IXIC)$.

As for the absolute log-returns, the same 3 groups are visible but their behavior is a little different. For instance, in the group on the top, $GSPC \times (DJI, IXIC)$ are difficult to read because



(a)



(b)

Figure 5: (a) Time series plot and (b) scatter plots from the GSPC, IXIC, BVSP and BTC log-returns.

of the very slow increase as m increases. The DCCA may be constant which means that their behavior is the same as in the previous case or it can be seen as increasing with m to 1 which means that the cross-correlation points to a short memory behavior. For $\text{DJI} \times \text{IXIC}$, this is more apparent. The behavior of the ones in the bottom (i.e., BTC against all others) is closely related to the log-returns, this may be evidence that the BTC is not cross-correlated with any other of the log-returns. Regarding the ones in the middle group ($\text{DVSP} \times (\text{DJI}, \text{GSPC}, \text{IXIC})$), the behavior doesn't quite fit any of the studied behavior. The DCCA seems to be increasing to some constant

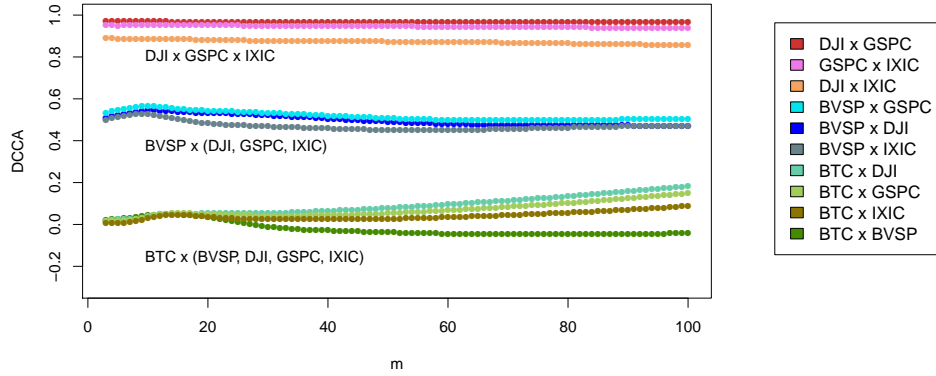


Figure 6: The DCCA calculated among all pairs obtained from the GSPC, IXIC, BVSP, DJI and BTC log-returns.

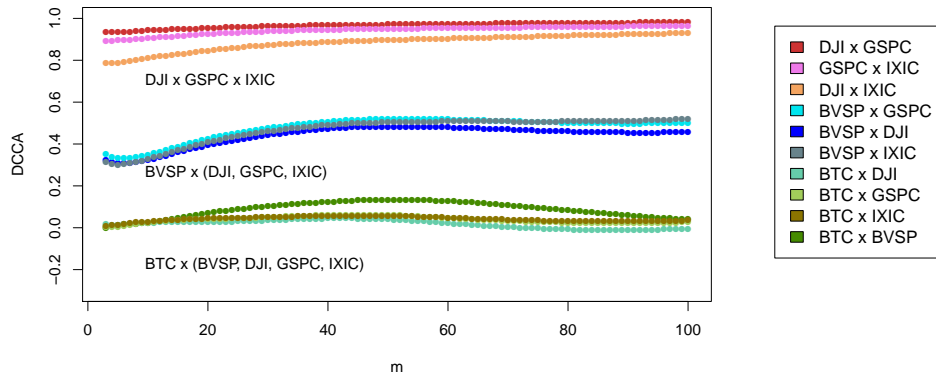


Figure 7: The DCCA calculated among all pairs obtained from the GSPC, IXIC, BVSP, DJI and BTC absolute log-returns.

different than one. This may be an indication of long range dependence behavior, which will be studied in more details in the future.

6 Conclusions

In this paper we studied the large sample behavior of the ρ_{DCCA} and ρ_{DFA} in the case where the underlying process is a general trend-stationary process. Our main results are related to the stationarity of the DFA and DCCA viewed as stochastic processes as well as results related to their moments, dependence structure and convergence results for large samples. We consider the more general case of potentially overlapping boxes which generalizes previous results. We also presented a Monte Carlo simulation study and an application to real data.

Acknowledgments

T.S. Prass gratefully acknowledges the support of FAPERGS (ARD 01/2017, Processo 17/2551-0000826-0).

References

- Bardet, J.-M., Kammoun, I., 2008. Asymptotic properties of the detrended fluctuation analysis of long range dependence processes. *IEEE Transactions on Information Theory*, Institute of Electrical and Electronics Engineers 54 (5), 2041–2052.
- Blythe, D. A. J., 2013. A rigorous and efficient asymptotic test for power-law cross-correlation.
- Blythe, D. A. J., Nikulin, V. V., Müller, K.-R., 2016. Robust statistical detection of power-law cross-correlation. *Scientific Reports* 6 (27089).
- Cont, R., 2001. Empirical properties of asset returns: stylized facts and statistical issues. *Quantitative Finance* 1 (2), 223–236.
- Hu, T., Rosalsky, A., Volodin, A., 2008. On convergence properties of sums of dependent random variables under second moment and covariance restrictions. *Statistics and Probability Letters* 78, 1999–2005.
- Kantelhardt, J. W., Koscielny-Bunde, E., Rego, H. H., Havlin, S., Bunde, A., 2001. Detecting long-range correlations with detrended fluctuation analysis. *Physica A: Statistical Mechanics and its Applications* 295 (3), 441 – 454.
- Peng, C. K., Buldyrev, S. V., Havlin, S., Simons, M., Stanley, H. E., Goldberger, A. L., 1994. Mosaic organization of dna nucleotides. *Physical Review E* 49 (2), 1685 – 1689.
- Podobnik, B., Jiang, Z.-Q., Zhou, W.-X., Stanley, H. E., 2011. Statistical tests for power-law cross-correlated processes. *Physical Review E* 84, 066118.
- Podobnik, B., Stanley, H. E., 2008. Detrended cross-correlation analysis: A new method for analyzing two non-stationary time series. *Physical Review Letters* 100 (8), 084102.
- R Core Team, 2018. R: A Language and Environment for Statistical Computing. R Foundation for Statistical Computing, Vienna, Austria.
URL <https://www.R-project.org/>
- Zebende, G., 2011. DCCA cross-correlation coefficient: quantifying level of cross-correlation. *Physica A* 390, 614–618.

A Proofs

Proof of Proposition 2.1. Let $h_{\ell+1}(t) := \sum_{j=1}^t j^\ell$, $\ell \in \mathbb{N}$. Observe that $h_{\ell+1}(t)$ is the generalized harmonic number and hence, for each $\ell \in \mathbb{N}$, $h_\ell(t)$ is a polynomial with order $\ell + 1$ given by

$$h_{\ell+1}(t) = \frac{b_{\ell+1}(-1)^\ell}{\ell + 1} + \frac{1}{\ell + 1} B_{\ell+1}(t + 1),$$

where b_ℓ are the Bernoulli numbers and $B_\ell(\cdot)$ are the Bernoulli polynomials defined, respectively, through

$$b_\ell = \sum_{\tau=0}^{\ell} \frac{1}{\tau + 1} \sum_{v=0}^{\tau} \binom{\tau}{v} (-1)^v (v + 1)^\ell \quad \text{and} \quad B_\ell(t) := \sum_{\tau=0}^{\ell} \binom{\ell}{\tau} b_\tau t^{\ell-\tau}.$$

Observe further that $p_k(j) = \sum_{\ell=0}^{\nu_k} a_{k,\ell} j^\ell$ so that we can write

$$R_{k,t} = \sum_{j=1}^t X_{k,j} + \sum_{j=1}^t p_k(j) = \sum_{j=1}^t X_{k,j} + \sum_{\ell=0}^{\nu_k} a_{k,\ell} h_{\ell+1}(t) = \sum_{j=1}^t X_{k,j} + p_k^*(t).$$

where $p_k^*(t)$ is a polynomial of order $\nu_k + 1$. Upon denoting $T_{k,j} = p_k(j)$ and $T_{k,j}^* = p_k^*(j)$, we have $\mathbf{Y}_{k,n}^{(1)} = \mathbf{X}_{k,n}^{(1)} + \mathbf{T}_{k,n}^{(1)}$,

$$\mathbf{R}_{k,n}^{(1)} = J_n [\mathbf{X}_{k,n}^{(1)} + \mathbf{T}_{k,n}^{(1)}] = J_n \mathbf{X}_{k,n}^{(1)} + \mathbf{T}_{k,n}^{*(1)} \quad \text{and} \quad \mathbf{R}_{k,m+i}^{(i)} = J_{m+i}^{(i)} \mathbf{X}_{k,m+i}^{(1)} + \mathbf{T}_{k,m+i}^{*(i)},$$

$i = 1, \dots, n - m$. Now, with D_{m+1} , P_{m+1} and Q_{m+1} as in (5), let $\mathcal{E}_{k,i}^X$ and $\mathcal{E}_{k,i}^Y$ denote the detrended walk based on $\{X_{k,t}\}_{t \in \mathbb{Z}}$ and $\{Y_{k,t}\}_{t \in \mathbb{Z}}$, respectively. Since $P_{m+1} \mathbf{T}_{k,m+i}^{*(i)} = \mathbf{T}_{k,m+i}^{*(i)}$, it follows that

$$\mathcal{E}_{k,i}^Y = Q_{m+1} \mathbf{R}_{k,m+i}^{(i)} = Q_{m+1} [J_{m+i}^{(i)} \mathbf{X}_{k,m+i}^{(1)} + \mathbf{T}_{k,m+i}^{*(i)}] = Q_{m+1} J_{m+i}^{(i)} \mathbf{X}_{k,m+i}^{(1)} = \mathcal{E}_{k,i}^X,$$

and the result follows from (6) and (7). \blacksquare

Proof of Proposition 3.1. Assume $k = 1$ or 2 and $i = 1, \dots, n - m$. Let $\mathcal{X}_{k,i}$ be the vector defined as

$$\mathcal{X}_{k,i} := \mathbf{R}_{k,m+i}^{(i)} - R_{k,i} \mathbf{1}_{m+1} = \left(0, X_{k,i+1}, \dots, \sum_{t=i+1}^{m+i} X_{k,t} \right)' \quad (36)$$

and $\mathcal{M} := \{1, \dots, n - m\}$. For any $1 \leq \tau \leq n - m$, $h \geq 0$ and $\mathbf{i} = (i_1, \dots, i_\tau) \in \mathcal{M}^\tau$, let

$$\mathbf{i} + h := (i_1 + h, \dots, i_\tau + h) \quad \text{and} \quad \mathcal{Q}_{k,\mathbf{i}} := (\mathcal{X}'_{k,i_1} Q_{m+1}, \dots, \mathcal{X}'_{k,i_\tau} Q_{m+1}),$$

with Q_{m+1} be given by (5). Hence, from the joint stationarity of $\{X_{1,t}\}_{t \in \mathbb{Z}}$ and $\{X_{2,t}\}_{t \in \mathbb{Z}}$,

$$(\mathcal{Q}_{1,\mathbf{i}}, \mathcal{Q}_{2,\mathbf{j}}) \stackrel{d}{=} (\mathcal{Q}_{1,\mathbf{i}+h}, \mathcal{Q}_{2,\mathbf{j}+h}), \quad \tau, \ell \in \mathcal{M}, \quad \mathbf{i} \in \mathcal{M}^\tau, \quad \mathbf{j} \in \mathcal{M}^\ell, \quad (37)$$

and all $h \geq 0$ for which the $(\mathcal{Q}_{1,\mathbf{i}+h}, \mathcal{Q}_{2,\mathbf{j}+h})$ is well defined. The result then follows by observing that, since $\mathbb{E}(X_{k,t})$ does not depend on t , from (36), $Q_{m+1} R_{k,i} \mathbf{1}_{m+1} = 0_{m+1}$, which implies $Q_{m+1} \mathcal{X}_{k,i} = Q_{m+1} \mathbf{R}_{k,m+i}^{(i)} = \mathcal{E}_{k,i}$. \blacksquare

Proof of Corollary 3.1. The result follows from (6), (7) and Lemma 3.1. \blacksquare

Proof of Theorem 3.1. Assume $k, k_1, k_2 = 1$ or 2 , $0 < m < n$, $0 < i < n - m$ and $0 \leq h, h_1, h_2 < n - m$.

The stationarity assumption for $\{X_{k,t}\}_{t \in \mathbb{Z}}$ and (1) imply that $Q_{m+1} \mathbb{E}(\mathbf{R}_{k,m+1}^{(1)}) = 0_{m+1}$ so that

$$Q_{m+1} \mathbb{E}(\mathbf{R}_{k_1,m+1}^{(1)} [\mathbf{R}_{k_2,m+1}^{(1)}]') = Q_{m+1} \text{Cov}(\mathbf{R}_{k_1,m+1}^{(1)}, \mathbf{R}_{k_2,m+1}^{(1)}) = Q_{m+1} \Sigma_{k_1, k_2}. \quad (38)$$

From Lemma 3.1, $\mathbb{E}(\mathcal{E}'_{k_1,i} \mathcal{E}_{k_2,i}) = \mathbb{E}(\mathcal{E}'_{k_1,1} \mathcal{E}_{k_2,1})$ so that, from (4) and the properties of trace,

$$\mathbb{E}(\mathcal{E}'_{k_1,i} \mathcal{E}_{k_2,i}) = \mathbb{E}(\text{tr}([\mathbf{R}_{k_1,m+1}^{(1)}]'^Q Q_{m+1} \mathbf{R}_{k_2,m+1}^{(1)})) = \text{tr}(Q_{m+1} \mathbb{E}(\mathbf{R}_{k_1,m+1}^{(1)} [\mathbf{R}_{k_2,m+1}^{(1)}]')). \quad (39)$$

From (14), the definition of K_{m+1} and the properties of the trace, (38) and (39) imply (20), when $k_1 = k_2 = k$, and (23), when $k_1 = 1$ and $k_2 = 2$.

In order to derive $\gamma_{k,DFA}$ and γ_{DCCA} , first let

$$\Lambda_{k_1, k_2}(h) := \mathbb{E}([\mathbf{X}_{k_1,m+1}^{(1)} \otimes \mathbf{X}_{k_1,m+1+h}^{(1)}] [\mathbf{X}_{k_2,m+1}^{(1)} \otimes \mathbf{X}_{k_2,m+1+h}^{(1)}]'), \quad (40)$$

$$\Upsilon_{k_1, k_2}(h) := \mathbb{E}([\mathbf{R}_{k_1,m+1}^{(1)} \otimes \mathbf{R}_{k_1,m+1+h}^{(h+1)}] [\mathbf{R}_{k_2,m+1}^{(1)} \otimes \mathbf{R}_{k_2,m+1+h}^{(h+1)}]'). \quad (41)$$

and observe that, from (3) and the properties of the Kronecker product,

$$\mathbf{R}_{k,m+1}^{(1)} \otimes \mathbf{R}_{k,m+1+h}^{(h+1)} = [J_{m+1} \otimes J_{m+1+h}^{(h+1)}] [\mathbf{X}_{k,m+1}^{(1)} \otimes \mathbf{X}_{k,m+1+h}^{(1)}], \quad k = 1, 2$$

so that, from (40) and (41),

$$\Upsilon_{k_1, k_2}(h) = [J_{m+1} \otimes J_{m+1+h}^{(h+1)}] \Lambda_{k_1, k_2}(h) [J_{m+1} \otimes J_{m+1+h}^{(h+1)}]'. \quad (42)$$

Notice that $\Lambda_{k_1, k_2}(h)$ is a $[(m+1)(m+1+h)] \times [(m+1)(m+1+h)]$ block matrix, for which the (r, s) th element in the (p, q) th block is $\mathbb{E}(X_{k_1, p} X_{k_1, r} X_{k_2, q} X_{k_2, s})$, $1 \leq p, q \leq m+1$, $1 \leq r, s \leq m+1+h$. Moreover, under the assumption $\mathbb{E}(X_{k, t}) = 0$,

$$\begin{aligned} \left[[\Lambda_{k_1, k_2}(h)]^{p, q} \right]_{r, s} &= \mathcal{K}_{k_1, k_2}(p, r, q, s) + \gamma_{k_1}(r-p) \gamma_{k_2}(s-q) \\ &\quad + \gamma_{k_1, k_2}(q-p) \gamma_{k_1, k_2}(s-r) + \gamma_{k_1, k_2}(s-p) \gamma_{k_1, k_2}(q-r), \end{aligned}$$

$1 \leq p, q \leq m+1$, $1 \leq r, s \leq m+1+h$, where γ_{k_1, k_2} is the cross-covariance function associated to $\{X_{k_1, t}\}_{t \in \mathbb{Z}}$ and $\{X_{k_2, t}\}_{t \in \mathbb{Z}}$, $\gamma_k := \gamma_{k, k}$ and $\mathcal{K}_{k_1, k_2}(p, r, q, s)$ is the joint cumulant of $X_{k_1, p}, X_{k_1, r}, X_{k_2, q}, X_{k_2, s}$. Furthermore, by letting $\Gamma_{k_1, k_2}^{h_1, h_2}$, $\Gamma_k^{h_1, h_2}$ and $\mathcal{K}_{k_1, k_2}(h)$ be the matrices defined in (14) - (17) and observing that $[\Gamma_k^{0, h}]' = \Gamma_k^{h, 0}$, one can write

$$\Lambda_{k_1, k_2}(h) = \mathcal{K}_{k_1, k_2}(h) + \text{vec}(\Gamma_{k_1}^{h, 0}) \text{vec}(\Gamma_{k_2}^{h, 0})' + \Gamma_{k_1, k_2}^{0, 0} \otimes \Gamma_{k_1, k_2}^{h, h} + \mathcal{G}_{k_1, k_2}(h),$$

where $\mathcal{G}_{k_1, k_2}(h)$ is $[(m+1)(m+1+h)] \times [(m+1)(m+1+h)]$ block matrix given by

$$\mathcal{G}_{k_1, k_2}(h) = [\mathcal{G}_1 \cdots \mathcal{G}_{m+1}], \quad \mathcal{G}_p := \Gamma_{k_1, k_2}^{0, h} \otimes G_p, \quad G_p := \begin{bmatrix} [\Gamma_{k_1, k_2}^{h_1, h_2}]_{1, p} \\ \vdots \\ [\Gamma_{k_1, k_2}^{h_1, h_2}]_{m+1+h_1, p} \end{bmatrix}, \quad 1 \leq p \leq m+1.$$

Now, from the properties of the Kronecker product and Q_{m+1} ,

$$\begin{aligned} (\mathcal{E}'_{k_1, 1} \mathcal{E}_{k_2, 1})(\mathcal{E}'_{k_1, 1+h} \mathcal{E}_{k_2, 1+h}) &= (\mathcal{E}_{k_1, 1} \otimes \mathcal{E}_{k_1, 1+h})' (\mathcal{E}_{k_2, 1} \otimes \mathcal{E}_{k_2, 1+h}), \\ (\mathcal{E}_{k, 1} \otimes \mathcal{E}_{k, 1+h}) &= (Q_{m+1} \otimes Q_{m+1}) (\mathbf{R}_{k, m+1}^{(1)} \otimes \mathbf{R}_{k, m+1+h}^{(1+h)}), \\ (Q_{m+1} \otimes Q_{m+1})' (Q_{m+1} \otimes Q_{m+1}) &= (Q_{m+1} \otimes Q_{m+1}), \end{aligned}$$

so that, by letting $\mathcal{R}_{k, 1, 1+h} := \mathbf{R}_{k, m+1}^{(1)} \otimes \mathbf{R}_{k, m+1+h}^{(1+h)}$,

$$\begin{aligned} \mathbb{E}([\mathcal{E}'_{k_1, 1} \mathcal{E}_{k_2, 1}][\mathcal{E}'_{k_1, 1+h} \mathcal{E}_{k_2, 1+h}]) &= \mathbb{E}(\text{tr}(\mathcal{R}'_{k_1, 1, 1+h} [Q_{m+1} \otimes Q_{m+1}]' [Q_{m+1} \otimes Q_{m+1}] \mathcal{R}_{k_2, 1, 1+h})) \\ &= \text{tr}([Q_{m+1} \otimes Q_{m+1}] \mathbb{E}(\mathcal{R}_{k_1, 1, 1+h} \mathcal{R}'_{k_2, 1, 1+h})) \\ &= \text{tr}([Q_{m+1} \otimes Q_{m+1}] \Upsilon_{k_1, k_2}(h)). \end{aligned} \quad (43)$$

Hence, the properties of trace, (39), (42) and (43), imply that

$$\text{Cov}(\mathcal{E}'_{k_1, 1} \mathcal{E}_{k_2, 1}, \mathcal{E}'_{k_1, h+1} \mathcal{E}_{k_2, h+1}) = \text{tr}(K_{m+1}^{\otimes}(h) \Lambda_{k_1, k_2}(h)) - [\text{tr}(K_{m+1} \Gamma_{k_1, k_2})]^2$$

with K_{m+1} and $K_{m+1}^{\otimes}(h)$ defined in (18) and (19).

Finally, observe that

$$\begin{aligned} \text{tr}([K_{m+1} \otimes K_{m+1}(h)] \text{vec}(\Gamma_{k_1}^{h, 0}) \text{vec}(\Gamma_{k_2}^{h, 0})') &= \text{tr}(\text{vec}(\Gamma_{k_2}^{h, 0})' [K_{m+1} \otimes K_{m+1}(h)] \text{vec}(\Gamma_{k_1}^{h, 0})) \\ &= \text{tr}(\Gamma_{k_2}^{0, h} K_{m+1}(h) \Gamma_{k_1}^{h, 0} K_{m+1}) = \text{tr}(K_{m+1} \Gamma_{k_1}^{0, h} K_{m+1}(h) \Gamma_{k_2}^{h, 0}), \end{aligned}$$

$$K_{m+1}(h) \Gamma_{k_1, k_2}^{h, h} = \begin{bmatrix} 0_{h, h} & 0_{h, m+1} \\ 0_{m+1, h} & K_{m+1} \Gamma_{k_1, k_2}^{0, 0} \end{bmatrix} \implies \text{tr}(K_{m+1}(h) \Gamma_{k_1, k_2}^{h, h}) = \text{tr}(K_{m+1} \Gamma_{k_1, k_2}^{0, 0})$$

and

$$\begin{aligned} \text{tr}(K_{m+1}^{\otimes}(h) \mathcal{G}_{k_1, k_2}(h)) &= \sum_{p=1}^{m+1} \sum_{s=1}^{m+1+h} [K_{m+1} \Gamma_{k_1, k_2}^{0, h}]_{p, s} [K_{m+1}(h) G_p]_s \\ &= \sum_{p=1}^{m+1} \sum_{s=1}^{m+1+h} [K_{m+1} \Gamma_{k_1, k_2}^{0, h}]_{p, s} [K_{m+1}(h) \Gamma_{k_1, k_2}^{h, 0}]_{s, p} \\ &= \text{tr}(K_{m+1} \Gamma_{k_1, k_2}^{0, h} K_{m+1}(h) \Gamma_{k_1, k_2}^{h, 0}), \end{aligned}$$

so that

$$\begin{aligned} \text{tr}(K_{m+1}^{\otimes}(h)\Lambda_{k_1,k_2}(h)) &= \text{tr}(K_{m+1}^{\otimes}(h)\mathcal{K}_{k_1,k_2}(h)) + \text{tr}(K_{m+1}\Gamma_{k_1}^{0,h}K_{m+1}(h)\Gamma_{k_2}^{h,0}) \\ &\quad + [\text{tr}(K_{m+1}\Gamma_{k_1,k_2}^{0,0})]^2 + \text{tr}(K_{m+1}\Gamma_{k_1,k_2}^{0,h}K_{m+1}(h)\Gamma_{k_1,k_2}^{h,0}). \end{aligned} \quad (44)$$

From (20), (44) implies (21) and (22) when $k_1 = k_2 = k$, and (24) and (25) when $k_1 = 1$ and $k_2 = 2$. ■

Lemma A.1 gives sufficient conditions for the sample mean to converge in probability/almost surely to the process' mean and it is necessary to the proof of Theorem 3.2.

Lemma A.1. *Let $\{Y_t\}_{t \in \mathbb{Z}}$ be a weakly stationary process and $\gamma(h) := \text{Cov}(Y_t, Y_{t+h})$, $h \in \mathbb{Z}$. Then*

$$\gamma(h) \rightarrow 0, \quad \text{as } h \rightarrow \infty \quad \implies \quad \frac{1}{n} \sum_{i=1}^n Y_i \xrightarrow{P} \mathbb{E}(Y_t), \quad \text{as } n \rightarrow \infty, \quad (45)$$

$$\sum_{h=1}^{\infty} \frac{|\gamma(h)|}{h^q} < \infty, \quad \text{for some } 0 \leq q < 1, \quad \implies \quad \frac{1}{n} \sum_{i=1}^n Y_i \xrightarrow{a.s.} \mathbb{E}(Y_t), \quad \text{as } n \rightarrow \infty. \quad (46)$$

Proof of Lemma A.1. Let $\bar{Y} := \frac{1}{n} \sum_{i=1}^n Y_i$. If $\gamma(h) \rightarrow 0$, for any $\varepsilon > 0$, there exists $h_0 > 0$ and $n_0 > h_0$ such that $|\gamma(h)| < \frac{\varepsilon}{6}$, for all $h > h_0$, $\frac{1}{n} \gamma(0) < \frac{\varepsilon}{3}$, and $\frac{2}{n} \sum_{j=1}^{h_0} |\gamma(j)| < \frac{\varepsilon}{3}$, for all $n > n_0$. Thus,

$$|\text{Var}(\bar{Y})| \leq \frac{1}{n} \gamma(0) + \frac{2}{n} \sum_{h=1}^{h_0} |\gamma(h)| + \frac{2}{n} \sum_{h=h_0+1}^{n-1} |\gamma(h)| \leq \frac{\varepsilon}{3} + \frac{\varepsilon}{3} + \frac{\varepsilon(n-h_0-1)}{3n} \leq \varepsilon.$$

Since ε is arbitrary, $\text{Var}(\bar{Y}) \rightarrow 0$, as $n \rightarrow \infty$, and (45) follows immediately from Chebyshev's inequality. Now, suppose that

$$\sum_{h=1}^{\infty} \frac{|\gamma(h)|}{h^q} < \infty, \quad \text{for some } 0 \leq q < 1,$$

and observe that the stationarity of $\{Y_t\}_{t \in \mathbb{Z}}$ implies that

$$\sum_{n=1}^{\infty} \frac{\text{Var}(Y_n)[\log(n)]^2}{n^2} = \gamma(0) \sum_{n=1}^{\infty} \frac{[\log(n)]^2}{n^2} < \infty \quad \text{and} \quad \sup_{n \geq 1} \{\text{Cov}(Y_n, Y_{n+h})\} \leq |\gamma(h)|.$$

Hence, by letting $\rho_h := |\gamma(h)|$, $h \geq 1$ and $b_n := n$, the result follows from theorem 1 in Hu et al. (2008). ■

Observe that any stationary processes with absolutely summable covariance function satisfy (46) with $q = 0$. Moreover, any stationary process for which $\gamma(h) \sim \ell h^{-\beta}$, $0 < \beta < 1$, where $\ell \in \mathbb{R}$, satisfy (46) for any $1 - \beta < q < 1$.

Proof of Theorem 3.2. From Lemma 3.1, $\{f_{k,DFA}^2(m, i)\}_{i=1}^{n-m}$ and $\{f_{DCCA}(m, i)\}_{i=1}^{n-m}$, are strictly stationary processes. Hence, the results for $F_{k,DFA}^2(m)$ and $F_{DCCA}(m)$ follow from Lemma A.1 upon observing that, from (12) and (13),

$$\begin{aligned} F_{k,DFA}^2(m) &= \frac{1}{n-m} \sum_{i=1}^{n-m} f_{k,DFA}^2(m, i) = \frac{1}{N} \sum_{i=1}^N Y_{k,i}, \quad Y_{k,i} = f_{k,DFA}^2(m, i) \quad \text{and} \quad N = n-m, \\ F_{DCCA}(m) &= \frac{1}{n-m} \sum_{i=1}^{n-m} f_{DCCA}(m, i) = \frac{1}{N} \sum_{i=1}^N Z_i, \quad Z_i = f_{DCCA}^2(m, i) \quad \text{and} \quad N = n-m. \end{aligned}$$

The results for $\rho_{DCCA}(m)$ follow upon observing that, from (9),

$$\rho_{DCCA}(m) = \frac{F_{DCCA}(m)}{F_{1,DFA}(m)F_{2,DFA}(m)}, \quad 0 < m < n,$$

and applying the continuous mapping theorem. ■

Proof of Proposition 3.1. Notice that, for any $k_1, k_2 = 1, 2$ and $h > m + 1$,

$$K_{m+1}\Gamma_{k_1, k_2}^{0, h} = \begin{bmatrix} K_{m+1}\Gamma_{k_1, k_2}^{0, h-(m+1)} & K_{m+1}H_{k_1, k_2}(h) \end{bmatrix}, \quad K_{m+1}(h)\Gamma_{k_1, k_2}^{h, 0} = \begin{bmatrix} 0_{h, m+1} \\ K_{m+1}H_{k_1, k_2}(-h) \end{bmatrix},$$

where

$$H_{k_1, k_2}(h) := \begin{bmatrix} \gamma_{k_1, k_2}(h) & \cdots & \gamma_{k_1, k_2}(m+h) \\ \vdots & \ddots & \vdots \\ \gamma_{k_1, k_2}(h-m) & \cdots & \gamma_{k_1, k_2}(h) \end{bmatrix}, \quad h \in \mathbb{Z}.$$

Hence, $\gamma_{k_1, k_2}(h) \rightarrow 0$, as $|h| \rightarrow \infty$, implies

$$\text{tr} \left(K_{m+1}\Gamma_{k_1, k_2}^{0, h} K_{m+1}(h)\Gamma_{k_1, k_2}^{h, 0} \right) = \text{tr} \left(K_{m+1}H_{k_1, k_2}(h)K_{m+1}H_{k_1, k_2}(-h) \right) \rightarrow 0.$$

Now, observe that $K_{m+1}^\otimes(h)\mathcal{K}_{k_1, k_2}(h)$ is a block matrix for which the (p, q) th block is given by

$$\begin{aligned} [K_{m+1}^\otimes(h)\mathcal{K}_{k_1, k_2}(h)]^{p, q} &= \sum_{\ell=1}^{m+1} [K_{m+1}]_{p, \ell} K_{m+1}(h) [\mathcal{K}_{k_1, k_2}(h)]^{\ell, q} \\ &= [K_{m+1}]_{p, \ell} \begin{bmatrix} 0_{h, h} & 0_{h, m+1} \\ K_{m+1}\Upsilon_{k_1, k_2}^{\ell, q}(h) & K_{m+1}\mathcal{C}_{k_1, k_2}^{\ell, q}(h) \end{bmatrix}, \quad 1 \leq p, q \leq m+1, \end{aligned}$$

with

$$\begin{aligned} [\Upsilon_{k_1, k_2}^{\ell, q}(h)]_{\tau, s} &= \kappa_{k_1, k_2}(\ell, h + \tau, q, s), \quad 1 \leq \tau \leq m+1, \quad 1 \leq s \leq h \\ [\mathcal{C}_{k_1, k_2}^{\ell, q}(h)]_{\tau, s} &= \kappa_{k_1, k_2}(\ell, h + \tau, q, h + s), \quad 1 \leq \tau, s \leq m+1. \end{aligned}$$

It follows that

$$\begin{aligned} \text{tr} \left(K_{m+1}^\otimes(h)\mathcal{K}_{k_1, k_2}(h) \right) &= \sum_{p=1}^{m+1} \text{tr} \left([K_{m+1}^\otimes(h)\mathcal{K}_{k_1, k_2}(h)]^{p, p} \right) = \sum_{p=1}^{m+1} [K_{m+1}]_{p, p} \text{tr} \left(K_{m+1}\mathcal{C}_{k_1, k_2}^{p, p}(h) \right) \\ &= \sum_{p=1}^{m+1} \sum_{q=1}^{m+1} [K_{m+1}]_{p, p} [K_{m+1}\mathcal{C}_{k_1, k_2}^n p, p(h)]_{q, q} \\ &= \sum_{p=1}^{m+1} \sum_{q=1}^{m+1} \sum_{\tau=1}^{m+1} [K_{m+1}]_{p, p} [K_{m+1}]_{q, \tau} \kappa_{k_1, k_2}(p, h + \tau, p, h + q). \end{aligned}$$

Hence $\kappa_{k_1, k_2}(p, h + \tau, p, h + q) \rightarrow 0$, as $h \rightarrow \infty$, implies

$$\text{tr} \left(K_{m+1}^\otimes(h)\mathcal{K}_{k_1, k_2}(h) \right) \rightarrow 0, \quad \text{as } h \rightarrow \infty.$$

Therefore, the result follows. ■

Proof of Lemma 3.2. Since for any $\nu \geq 0$, $Q_{m+1}1_{m+1} = 0$, it follows that K_{m+1} is a symmetric matrix satisfying $[K_{m+1}]_{r, s} = 0$, if $r = 1$ or $s = 1$. Also, $M_0 = M_0^* = I_{m+1}$, so that $\text{tr}(K_{m+1}M_0) = \text{tr}(K_{m+1}M_0^*) = \text{tr}(K_{m+1})$, while $\text{tr}(K_{m+1}M_m) = \text{tr}(K_{m+1}M_m^*) = 0$. For $1 \leq j < m$, we have

$$\text{tr}(K_{m+1}M_j) = \sum_{r=1}^{m+1} \sum_{s=1}^{m+1} [K_{m+1}]_{r, s} [M_j]_{s, r} = 2 \sum_{r=2}^{m+1-j} [K_{m+1}]_{r, r+j},$$

and, analogously,

$$\alpha_j^{(m)} := \text{tr}(K_{m+1}M_j^*) = \sum_{r=2}^{m+1-j} [K_{m+1}]_{r, r+j} = \frac{1}{2} \text{tr}(K_{m+1}M_j).$$

Consider now the case $\nu = 0$. In this case, for all $r, s > 1$, the (r, s) th element in the matrix K_{m+1} is given by

$$\begin{aligned} [K_{m+1}]_{r, s} &= \sum_{i=r}^{m+1} \sum_{j=s}^{m+1} [Q_{m+1}]_{i, j} = m+2 - \max\{r, s\} - \sum_{i=r}^{m+1} \sum_{j=s}^{m+1} [P_{m+1}]_{i, j} \\ &= m+2 - \max\{r, s\} - \frac{(m+2-r)(m+2-s)[m^2 + 2m + 3(r-1)(s-1)]}{m(m+1)(m+2)}. \end{aligned}$$

It follows that

$$\alpha_0^{(m)} = \text{tr}(K_{m+1}) = \sum_{r=2}^{m+1} \left\{ m+2-r - \frac{(m+2-r)^2 [m^2 + 2m + 3(r-1)^2]}{m(m+1)(m+2)} \right\} = \frac{m^2 + 2m - 3}{15}.$$

and

$$\begin{aligned} \alpha_j^{(m)} &= \sum_{r=2}^{m+1-j} \left\{ m+2-(r+j) - \frac{(m+2-r)(m+2-r-j)[m^2 + 2m + 3(r-1)(r+j-1)]}{m(m+1)(m+2)} \right\} \\ &= \frac{(m-j)(m+1-j)(m+2-j)}{m(m+1)(m+2)} \left[\frac{m^2 + 2m - 3}{15} - \frac{j^2 + 3j(m+1)}{10} \right] \sim \alpha_0^{(m)}, \quad \text{as } m \rightarrow \infty. \end{aligned}$$

This completes the proof. ■

Proof of Theorem 3.3. Suppose that $\sum_{h \in \mathbb{Z}} |\gamma_k(h)| < \infty$. Let $a_k, b_k > 0$ be the two real constants satisfying $|\gamma_k(h)| \leq a_k e^{-b_k |h|}$, for all $h \in \mathbb{Z}$. Then, for any $0 < h_0 < m$, from (28),

$$\frac{1}{m} \text{tr}(K_{m+1} \Gamma_k) = \frac{\alpha_0^{(m)}}{m} \left[\gamma_k(0) + 2 \sum_{h=1}^{h_0-1} \beta_h^{(m)} \gamma_k(h) + 2 \sum_{h=h_0}^{m-1} \beta_h^{(m)} \gamma_k(h) \right].$$

Now, since $|\beta_h^{(m)}| \leq 1$ and $|\gamma_k(h)| \leq a_k e^{-b_k h}$,

$$\left| \sum_{h=h_0}^{m-1} \beta_h^{(m)} \gamma_k(h) \right| \leq a_k \sum_{h=h_0}^{\infty} e^{-b_k h} = a_k \frac{e^{-b_k h_0}}{1 - e^{-b_k}} < \frac{a_k}{b_k(1 - e^{-b_k})} \frac{1}{h_0} = O(h_0^{-1}),$$

uniformly in m . From Lemma 3.2, $\beta_h^{(m)} \rightarrow 1$, for all $0 \leq h < h_0$, so that

$$\sum_{h=1}^{h_0-1} \beta_h^{(m)} \gamma_k(h) = [1 - o(1)] \sum_{h=1}^{h_0-1} \gamma_k(h) \sim \sum_{h=1}^{h_0-1} \gamma_k(h), \quad \text{as } m \rightarrow \infty.$$

Now observe that $\mathbb{E}(f_{k,DFA}^2(m, 1)) = m^{-1} \text{tr}(K_{m+1} \Gamma_k)$ and, for arbitrary h_0 ,

$$\frac{m^{-1} \text{tr}(K_{m+1} \Gamma_k)}{m/15 \sum_{h \in \mathbb{Z}} \gamma_k(h)} = \frac{m^2 + 2m - 3}{m^2} \left[\frac{\gamma_k(0) + 2[1 - o(1)] \sum_{h=1}^{h_0-1} \gamma_k(h)}{\sum_{h \in \mathbb{Z}} \gamma_k(h)} + O(h_0^{-1}) \right]$$

so that the result follows by letting $h_0 \rightarrow \infty$ at a slower rate than m . A similar argument applies to $\mathbb{E}(f_{DCCA}(m, 1)) = 1/m \text{tr}(K_{m+1} \Gamma_{1,2})$. ■

Proof of Corollary 3.2. From (32),

$$\sum_{h \in \mathbb{Z}} \gamma_k(h) = \tau_k^2 \sum_{h \in \mathbb{Z}} \sum_{j \in \mathbb{Z}} \psi_{k,j} \psi_{k,j+h} = \tau_k^2 \left[\sum_{h \in \mathbb{Z}} \psi_{k,j} \right]^2, \quad k = 1, 2$$

and

$$\sum_{h \in \mathbb{Z}} \gamma_{1,2}(h) = \tau_{1,2} \sum_{h \in \mathbb{Z}} \sum_{j \in \mathbb{Z}} \psi_{1,j} \psi_{2,j+h} = \tau_{1,2} \text{sign} \left(\sum_{h \in \mathbb{Z}} \sum_{j \in \mathbb{Z}} \psi_{1,j} \psi_{2,j+h} \right) \sqrt{\left[\sum_{j \in \mathbb{Z}} \psi_{1,j} \right]^2 \left[\sum_{j \in \mathbb{Z}} \psi_{2,j} \right]^2}.$$

The result now follows immediately from Theorem 3.3. ■