

Inflation model selection revisited after a 1.91% measurement of the Hubble constant

Rui-Yun Guo,¹ Jing-Fei Zhang,² and Xin Zhang^{*2,3,4,†}

¹*Department of Physics, College of Sciences, Xi'an Technological University, Xi'an 710021, China*

²*Department of Physics, College of Sciences, Northeastern University, Shenyang 110819, China*

³*Ministry of Education Key Laboratory of Data Analytics and Optimization for Smart Industry, Northeastern University, Shenyang 110819, China*

⁴*Center for High Energy Physics, Peking University, Beijing 100080, China*

To investigate how inflation model selection is affected by the Pantheon sample of the type Ia supernovae data and the latest local measurement of Hubble constant, we constrain the primordial power spectra by using the Planck 2015 CMB temperature and polarization power spectra data, the Planck 2018 lensing power spectra data, the prior of optical depth $\tau = 0.054 \pm 0.007$ (1σ), the BICEP2/Keck Array CMB B-mode data, the baryon acoustic oscillation data, the Pantheon sample of the type Ia supernovae data, and the 1.91% local measurement of the Hubble constant. We find that the addition of the new type Ia supernovae data hardly changes the value of scalar spectral index n_s , while adding the latest local H_0 measurement leads to a larger value of n_s . With the addition of the latest local measurement result of H_0 , we see that the natural inflation model is totally excluded at the 2σ level, the Starobinsky R^2 inflation model is marginally favored at around the 2σ level, and the spontaneously broken SUSY inflation model is the most favored model. In addition, we find that a running of the scalar spectral index and a running of the running are favored at the 1σ level when both of them are considered simultaneously.

I. INTRODUCTION

Inflation is proposed to explain some problems in the standard cosmology, such as the horizon, flatness, and monopole problems [1–4], and provide reasonable initial conditions for the standard cosmology. It refers to that the universe was accelerated exponentially in a very short period. During the epoch, inflation can generate the primordial density perturbations, which lead to the cosmic microwave background (CMB) anisotropies and the large-scale structure (LSS) formation in our universe. To understand the microscopic mechanism of inflation, a number of inflation models have been constructed phenomenologically. Determining if these models are favored by current observations helps us to understand the microscopic mechanism of inflation.

Usually, one combines the CMB data with the BICEP/Keck Array B-mode (BK) data to constrain the primordial power spectra of scalar and tensor perturbations [5–10]. Excitedly, the results of Refs. [11–14] show that the addition of the local measurement of Hubble constant favors a larger scalar spectral index n_s , and can exert a significant effect on inflation model selection. Thus, in this paper, we revisit impact of the latest local measurement of the Hubble constant on inflation model selection. Compared with the previous local measurement result of H_0 [15–17], the latest local measurement of the Hubble constant, $H_0 = 74.03 \pm 1.42 \text{ km s}^{-1} \text{ Mpc}^{-1}$ [18], is larger. Due to an obvious positive correlation between H_0 and n_s [12–14], the latest local measurement of H_0 will exert a more significant effect on inflation model se-

lection.

We focus on some typical inflation models discussed in our previous work [12–14]. They are the prototype of the chaotic inflation model, the natural inflation model, the spontaneously broken SUSY (SBS) inflation model, the Starobinsky R^2 inflation model, and the prototype of brane inflation model. For more detailed introduction to these inflation models, see, e.g., Refs. [1, 19–30]. In this paper, in addition to using the Planck CMB data, the BK data, and the latest local measurement of H_0 , we will employ the latest BOSS data release 12 (DR12) results summarized by Alam et al. [31] and the new Pantheon sample of the type Ia supernovae (SN) data [32] to constrain the primordial power spectra of scalar and tensor perturbations.

The following issues will be discussed in this paper: (i) Can the new sample of the SN data affect inflation model selection? (ii) Which inflation models are excluded or favored with the latest local measurement of H_0 ? (iii) Are a running of n_s and a running of the running favored by current observational data?

The organization of this paper is arranged as follows. In Sec. II, we describe in detail the observational data and the method used in this paper. In Sec. III, we discuss the impact on inflation model selection of the new SN data and the latest local measurement of H_0 , respectively. In Sec. IV, we consider a running of n_s and a running of the running. We examine whether they are favored by the current latest observational data. At last, we draw a conclusion for our work in Sec. V.

II. DATA AND METHOD

By comparing constraint results of cosmological parameters derived from Ref. [33] and Ref. [34], we find

*Corresponding author

†Electronic address: zhangxin@mail.neu.edu.cn

that only the value of optical depth τ is decreased from $\tau = 0.066 \pm 0.016$ (1σ) [35] to $\tau = 0.054 \pm 0.007$ (1σ) [36], and the constraint results of other parameters (e.g., Ω_m and H_0 , etc.) are hardly changed. Thus, in this paper, we still employ the CMB temperature and polarization (TT, TE, EE) power spectra data released in 2015 [33], together with the Planck 2018 CMB lensing power spectrum data [34] as well as the latest prior of $\tau = 0.054 \pm 0.007$ (1σ) [36]. In what follows, these data are uniformly referred to as “Planck” data.

We employ the B-mode polarization data taken by the new BICEP2/Keck observations up to and including the 2015 observing season [37]. These data are observed at three frequencies, i.e., 95, 150, and 220 GHz. Using these B-mode polarization data, the result of $r_{0.05} < 0.07$ (2σ) is obtained [37]. When further the CMB TT power spectra data and other data are considered, the constraint result of $r_{0.05}$ is tightened to $r_{0.05} < 0.06$ (2σ) [37]. In this paper, these B-mode polarization data from the BICEP2/Keck experiment are called “BK15” data.

To break degeneracy between cosmological parameters, we use the baryon acoustic oscillations (BAO) measurements of 6dFGS at $z_{\text{eff}} = 0.106$ [38], SDSS-MGS at $z_{\text{eff}} = 0.15$ [39], and the latest BOSS DR12 results in three redshift bins with effective redshifts $z_{\text{eff}} = 0.38, 0.51, \text{ and } 0.61$ [40–42]. For the new Pantheon sample of the SN observation [32], it contains 276 supernovae from the Pan-STARRS1 Medium Deep Survey and various low-redshift samples, covering the redshift range of $0.01 < z < 2.3$. In addition, the latest local measurement of H_0 , $H_0 = 74.03 \pm 1.42 \text{ km s}^{-1} \text{ Mpc}^{-1}$ [18], was presented with a total uncertainty of 1.91% by observing 70 long-period Cepheids in the Large Magellanic Cloud. Below, unless otherwise stated, the H_0 measurement denotes the result of $H_0 = 74.03 \pm 1.42 \text{ km s}^{-1} \text{ Mpc}^{-1}$.

It is worth mentioning that the latest local measurement of H_0 is 4.4σ higher than the constraint result of $H_0 = 67.4 \pm 0.5 \text{ km s}^{-1} \text{ Mpc}^{-1}$ [36] using the Planck CMB power spectra data. Compared to previous analysis [15, 16, 35, 43, 44], it exacerbates the H_0 tension between the local H_0 measurement and the Planck CMB measurement. To relieve the tension to some extent, the effective number of the extra relativistic degrees of freedom parameter N_{eff} is considered in cosmological models, as discussed in Refs. [12–14, 16, 45–48]. In fact, the parameter N_{eff} also affects the constraint result of n_s [11]. N_{eff} can suppress the CMB anisotropy power spectra at small scales. This can be compensated by increasing the value of n_s . The result of Ref. [11] has been confirmed by Ref. [13]. Thus, to provide a consistent baseline model, we consider the parameter N_{eff} whether the latest local measurement of H_0 is added or not.

In this paper, the $\Lambda\text{CDM}+r+N_{\text{eff}}$ model serves as a base model, in which r denotes the tensor-to-scalar ratio at the pivot scale $k_* = 0.002 \text{ Mpc}^{-1}$. In addition to r and N_{eff} , other parameters of this model include the baryon density ($\Omega_b h^2$), the cold dark matter density ($\Omega_c h^2$), the ratio between the sound horizon size and the angular di-

ameter distance at the last-scattering epoch (θ_*), the optical depth to reionization (τ), the scalar spectral index (n_s), and the amplitude of the primordial scalar power spectrum (A_s). When a running of n_s , α_s ($dn_s/d\ln k$), or a running of the running, β_s ($d^2 n_s/d\ln k^2$), is considered, the model is written as $\Lambda\text{CDM}+r+N_{\text{eff}}+\alpha_s$ or $\Lambda\text{CDM}+r+N_{\text{eff}}+\alpha_s+\beta_s$. The priors of all these parameters are the same as those in Ref. [35]. The number of e-folds N is uniformly taken as $N \in [50, 60]$. To derive the posterior parameter probabilities, we use the Markov Chain Monte Carlo (MCMC) sampler CosmoMC [49].

III. IMPACT OF THE LATEST LOCAL MEASUREMENT OF H_0 ON INFLATION MODEL SELECTION

We use the Planck+BK15+BAO data, the Planck+BK15+BAO+SN data, and the Planck+BK15+BAO+SN+ H_0 data to constrain the $\Lambda\text{CDM}+r+N_{\text{eff}}$ model. The detailed constraint results are shown in Tab. I. In this paper, we will give 1σ constraint errors of cosmological parameters and 2σ upper limit of the parameter $r_{0.002}$. We obtain

$$\begin{cases} n_s = 0.9642 \pm 0.0069 \text{ (} 1\sigma \text{),} \\ n_s = 0.9651 \pm 0.0069 \text{ (} 1\sigma \text{),} \\ n_s = 0.9794^{+0.0056}_{-0.0057} \text{ (} 1\sigma \text{),} \end{cases}$$

and

$$\begin{cases} r_{0.002} < 0.057 \text{ (} 2\sigma \text{),} \\ r_{0.002} < 0.057 \text{ (} 2\sigma \text{),} \\ r_{0.002} < 0.061 \text{ (} 2\sigma \text{),} \end{cases}$$

under the constraint of the three dataset. The constraints on n_s and $r_{0.002}$ are hardly changed when the Pantheon sample are considered on the basis of the Planck+BK15+BAO data, indicating that the new SN data cannot change the previous observational status of inflation models.

With the Planck+BK15+BAO+SN data, the Harrison-Zel’dovich (HZ) scale-invariant spectrum with $n_s = 1$ is excluded at the 5.06σ level. When the latest local measurement of H_0 is added, the value of n_s is increased from $n_s = 0.9651 \pm 0.0069$ (1σ) to $n_s = 0.9794^{+0.0056}_{-0.0057}$ (1σ). In this case, the HZ scale-invariant spectrum is excluded at the 3.68σ level. Meanwhile, the upper limit of $r_{0.002}$ is increased from $r_{0.002} < 0.057$ (2σ) to $r_{0.002} < 0.061$ (2σ). In fact, there is no effect on the constraint result of $r_{0.002}$ when the new SN data or the local measurement of H_0 is added to the Planck+BK15+BAO data. According to the above constraint results, we find that adding the local measurement result of H_0 only changes the constraint on the parameter n_s .

Next, we give the constraint results using the Planck+BK15+BAO data, the Planck+BK15+BAO+SN data, and the

TABLE I: The fitting results of the cosmological parameters in the Λ CDM+ r + N_{eff} model using the Planck+BK15+BAO, Planck+BK15+BAO+SN, and Planck+BK15+BAO+SN+ H_0 data.

Data	Planck+BK15+BAO	Planck+BK15+BAO+SN	Planck+BK15+BAO+SN+ H_0
$\Omega_b h^2$	0.02224 ± 0.00018	0.02225 ± 0.00018	0.02259 ± 0.00016
$\Omega_c h^2$	0.1190 ± 0.0029	0.1191 ± 0.0029	0.1245 ± 0.0026
$100\theta_{\text{MC}}$	$1.04087^{+0.00043}_{-0.00042}$	1.04086 ± 0.00043	1.04032 ± 0.00038
τ	0.0613 ± 0.0073	$0.0619^{+0.0072}_{-0.0071}$	0.0637 ± 0.0072
$\ln(10^{10} A_s)$	3.056 ± 0.016	3.057 ± 0.016	3.074 ± 0.015
n_s	0.9642 ± 0.0069	0.9651 ± 0.0069	$0.9794^{+0.0056}_{-0.0057}$
$r_{0.002} (2\sigma)$	< 0.057	< 0.057	< 0.061
N_{eff}	3.03 ± 0.17	3.04 ± 0.17	3.42 ± 0.15
Ω_m	0.3130 ± 0.0066	0.3119 ± 0.0065	0.3006 ± 0.0054
H_0 [km s $^{-1}$ Mpc $^{-1}$]	67.30 ± 1.10	67.50 ± 1.10	70.10 ± 0.91
σ_8	$0.8135^{+0.0099}_{-0.0100}$	$0.8141^{+0.0098}_{-0.0097}$	$0.8304^{+0.0091}_{-0.0090}$

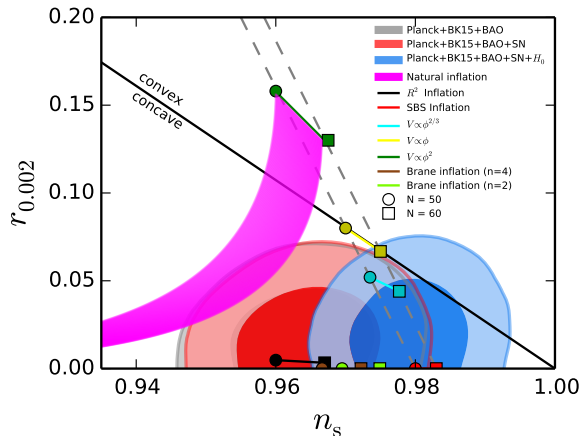


FIG. 1: Two-dimensional contours (1σ and 2σ) for n_s and $r_{0.002}$ using the Planck+BK15+BAO, Planck+BK15+BAO+SN, and Planck+BK15+BAO+SN+ H_0 data, compared to the theoretical predictions of selected inflation models.

Planck+BK15+BAO+SN+ H_0 data in FIG. 1. The contours of $(n_s, r_{0.002})$ with the Planck+BK15+BAO+SN data are almost overlapped with that with the Planck+BK15+BAO data. Thus, in the following, we only discuss the constraint results with the Planck+BK15+BAO+SN data and the Planck+BK15+BAO+SN+ H_0 data, to show the impact of the latest local measurement of H_0 on inflation model selection. Comparing the red and blue contours, we find that when the latest local measurement of H_0 is added to the Planck+BK15+BAO+SN data, an obvious right shift of n_s is yielded, resulting in some great changes of

inflation model selection.

With the Planck+BK15+BAO+SN data, the constraint results of n_s and $r_{0.002}$ are consistent with the inflation models with the concave potential. For the inflation models considered in this paper, the $V(\phi) \propto \phi$ and $V(\phi) \propto \phi^2$ inflation models with a monomial potential are excluded; the natural inflation model and the SBS inflation model are marginally favored at around the 2σ level; other cases of inflation model are located within the 2σ region, in which the R^2 inflation model and the brane inflation model with $n = 4$ are the most favored ones at the 1σ level in this case.

With the Planck+BK15+BAO+SN+ H_0 data, partial constraint results are consistent with the predictions of the inflation models with the convex potential. For the above inflation models, in addition to the $V(\phi) \propto \phi$ and $V(\phi) \propto \phi^2$ inflation models, the natural inflation model is totally excluded; the R^2 inflation model is marginally favored at around the 2σ level; other inflation models are favored within the 2σ region, in which the SBS inflation model is the most favored model at the 1σ level. Overall, when the latest local measurement result of H_0 is considered on the basis of the Planck+BK15+BAO+SN data, the observational status of the R^2 inflation model and the SBS inflation model have changed dramatically.

IV. CONSTRAINTS ON THE RUNNING SPECTRAL INDEX

In this section, we use the Planck+BK15+BAO+SN data and the Planck+BK15+BAO+SN+ H_0 data to constrain the Λ CDM+ r + N_{eff} + α_s model and the Λ CDM+ r + N_{eff} + α_s + β_s model, respectively. The detailed constraint results are shown in Tab. II. For the

TABLE II: The fitting results for the $\Lambda\text{CDM}+r+N_{\text{eff}}+\alpha_s$ and $\Lambda\text{CDM}+r+N_{\text{eff}}+\alpha_s+\beta_s$ models by using the Planck+BK15+BAO+SN and Planck+BK15+BAO+SN+ H_0 data.

Model	$\Lambda\text{CDM}+r+N_{\text{eff}}+\alpha_s$		$\Lambda\text{CDM}+r+N_{\text{eff}}+\alpha_s+\beta_s$	
Data	Planck+BK15+BAO+SN	Planck+BK15+BAO+SN+ H_0	Planck+BK15+BAO+SN	Planck+BK15+BAO+SN+ H_0
$\Omega_b h^2$	0.02225 ± 0.00018	$0.02258^{+0.00016}_{-0.00015}$	0.02221 ± 0.00018	0.02253 ± 0.00016
$\Omega_c h^2$	0.1186 ± 0.0032	0.1251 ± 0.0028	$0.1196^{+0.0032}_{-0.0035}$	0.1262 ± 0.0029
$100\theta_{\text{MC}}$	1.04093 ± 0.00046	$1.04026^{+0.00038}_{-0.00039}$	1.04082 ± 0.00045	1.04015 ± 0.00039
τ	$0.0619^{+0.0072}_{-0.0073}$	0.0633 ± 0.0073	0.0625 ± 0.0073	$0.0636^{+0.0071}_{-0.0072}$
$\ln(10^{10} A_s)$	3.057 ± 0.016	3.074 ± 0.015	3.059 ± 0.016	3.075 ± 0.015
n_s	0.9632 ± 0.0083	0.9814 ± 0.0064	$0.9620^{+0.0083}_{-0.0082}$	0.9791 ± 0.0065
$r_{0.002} (2\sigma)$	< 0.061	< 0.058	< 0.068	< 0.067
N_{eff}	3.00 ± 0.19	3.46 ± 0.16	$3.06^{+0.20}_{-0.21}$	$3.52^{+0.17}_{-0.16}$
α_s	-0.0031 ± 0.0076	0.0051 ± 0.0073	0.0120 ± 0.0110	0.0210 ± 0.0110
β_s	0.022 ± 0.013	0.024 ± 0.013
Ω_m	$0.3128^{+0.0068}_{-0.0067}$	0.2999 ± 0.0054	0.3132 ± 0.0068	0.3008 ± 0.0055
H_0	67.30 ± 1.20	70.32 ± 0.97	67.50 ± 1.30	$70.47^{+0.99}_{-0.98}$
σ_8	0.8120 ± 0.0110	$0.8327^{+0.0096}_{-0.0095}$	0.8190 ± 0.0120	0.8400 ± 0.0100

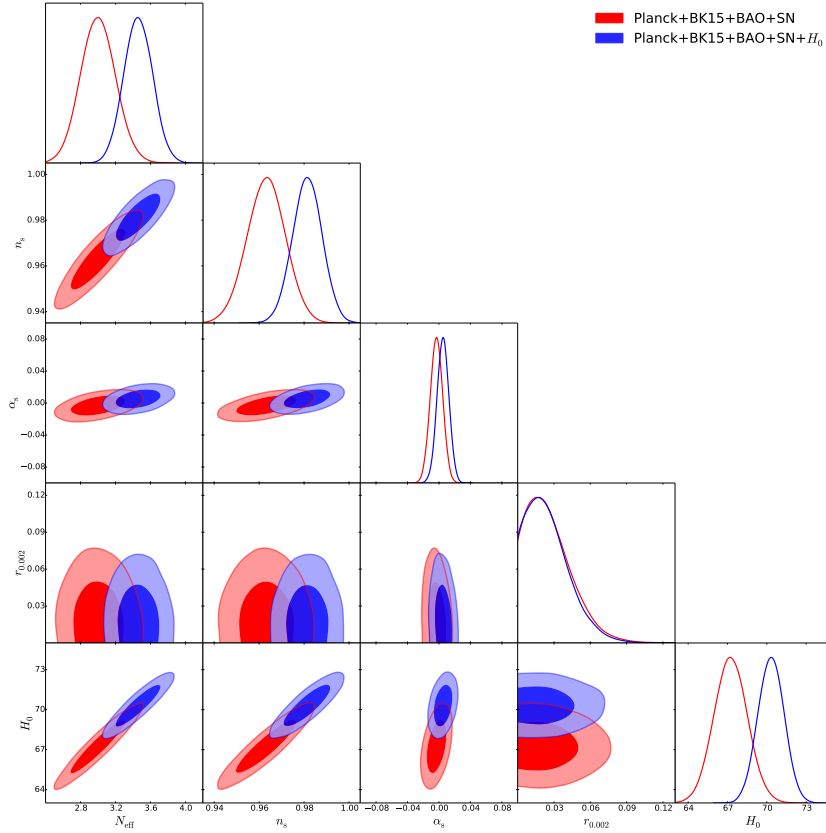


FIG. 2: One-dimensional marginalized distributions and two-dimensional contours (1σ and 2σ) for parameters N_{eff} , n_s , α_s , $r_{0.002}$, and H_0 in the $\Lambda\text{CDM}+r+N_{\text{eff}}+\alpha_s$ model using the Planck+BK15+BAO+SN and Planck+BK15+BAO+SN+ H_0 data.

$\Lambda\text{CDM}+r+N_{\text{eff}}+\alpha_s$ model, we obtain

and

$$\left. \begin{aligned} r_{0.002} &< 0.061 \ (2\sigma) \\ n_s &= 0.9632 \pm 0.0083 \ (1\sigma) \\ \alpha_s &= -0.0031 \pm 0.0076 \ (1\sigma) \end{aligned} \right\} \text{Planck+BK15+BAO+SN,} \quad \left. \begin{aligned} r_{0.002} &< 0.058 \ (2\sigma) \\ n_s &= 0.9814 \pm 0.0064 \ (1\sigma) \\ \alpha_s &= 0.0051 \pm 0.0073 \ (1\sigma) \end{aligned} \right\} \text{Planck+BK15+BAO+SN+}H_0.$$

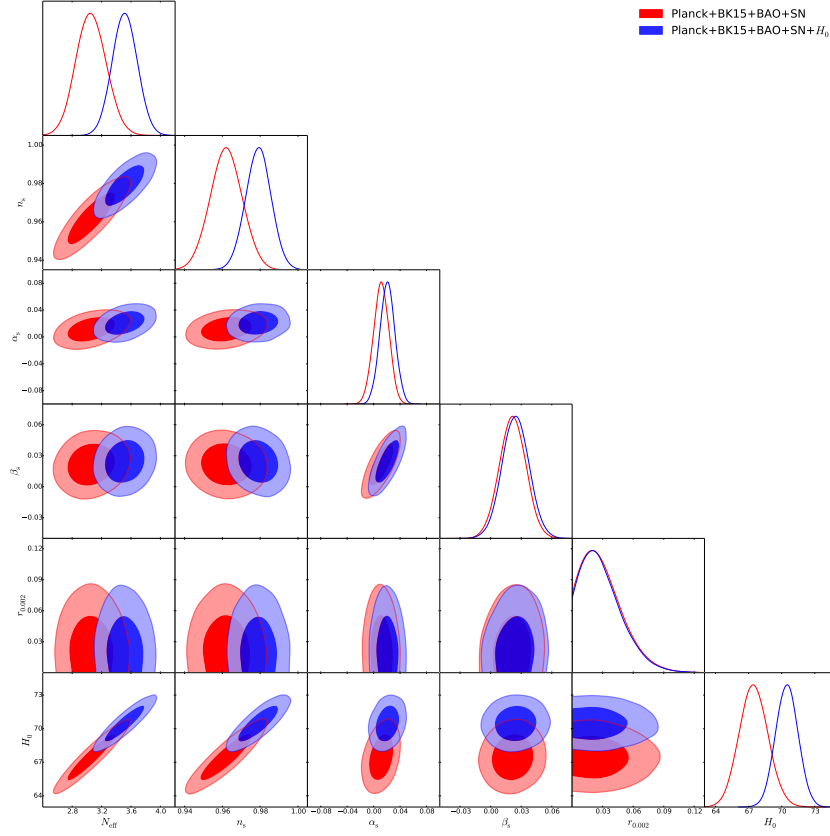


FIG. 3: One-dimensional marginalized distributions and two-dimensional contours (1σ and 2σ) for parameters N_{eff} , n_s , α_s , β_s , $r_{0.002}$, and H_0 in the $\Lambda\text{CDM}+r+N_{\text{eff}}+\alpha_s+\beta_s$ model using the Planck+BK15+BAO+SN and Planck+BK15+BAO+SN+ H_0 data.

Obviously, $\alpha_s = 0$ is well consistent with the Planck+BK15+BAO+SN data and the Planck+BK15+BAO+SN+ H_0 data. Due to a positive correlation between n_s and H_0 (as shown in FIG. 2), once the latest local measurement of H_0 is added to the Planck+BK15+BAO+SN data, a larger value of n_s is obtained. Meanwhile, the constraints on the $\Lambda\text{CDM}+r+N_{\text{eff}}+\alpha_s$ model has an evident improvement.

For the $\Lambda\text{CDM}+r+N_{\text{eff}}+\alpha_s+\beta_s$ model, we obtain

$$\left. \begin{aligned} r_{0.002} &< 0.068 \ (2\sigma) \\ n_s &= 0.9620^{+0.0083}_{-0.0082} \ (1\sigma) \\ \alpha_s &= 0.0120 \pm 0.0110 \ (1\sigma) \\ \beta_s &= 0.022 \pm 0.013 \ (1\sigma) \end{aligned} \right\} \text{Planck+BK15+BAO+SN,}$$

and

$$\left. \begin{aligned} r_{0.002} &< 0.067 \ (2\sigma) \\ n_s &= 0.9791 \pm 0.0065 \ (1\sigma) \\ \alpha_s &= 0.0210 \pm 0.0110 \ (1\sigma) \\ \beta_s &= 0.024 \pm 0.013 \ (1\sigma) \end{aligned} \right\} \text{Planck+BK15+BAO+SN+}H_0.$$

Similarly, we still obtain a larger value of n_s and better constraints on other parameters (as shown in FIG. 3) when the latest local measurement result of H_0 is considered. In this case, we find that $\alpha_s > 0$ (1σ) and $\beta_s > 0$ (1σ) is favored whether the latest local measurement of H_0 is employed or not.

V. CONCLUSION

We investigate the impact on inflation model selection of the Pantheon sample of the SN data and the latest local measurement of H_0 . Other observations used in this paper including the Planck data, the BK15 data, and the BAO data. To reduce the H_0 tension to some extent, the parameter N_{eff} is considered in cosmological models. We use the Planck+BK15+BAO data, the Planck+BK15+BAO+SN data, and the Planck+BK15+BAO+SN+ H_0 data to constrain the primordial power spectra. We find that when the Pantheon sample of the SN data are added, the value of n_s is hardly changed, indicating that the new SN data cannot affect the observational status of inflation models.

However, further considering the latest local mea-

surement result of H_0 leads to a larger value of n_s . By comparing the theoretical predictions of some typical inflation models with the constraint results of the above observational data. We find that the latest local measurement of H_0 can exert a significant effect on inflation model selection. With the Planck+BK15+BAO+SN+ H_0 data, the natural inflation model is excluded at the 2σ level, the R^2 inflation model is marginally favored at around the 2σ level, while the SBS inflation model becomes the most favored model. It is greatly different from the case with the Planck+BK15+BAO+SN data.

In addition, we use the Planck+BK15+BAO+SN+ H_0 data and the Planck+BK15+BAO+SN+ H_0 data to con-

strain the running spectral index α_s and β_s . We find that, when only the parameter α_s is considered, $\alpha_s = 0$ is still favored at the 1σ level. When both α_s and β_s are considered, $\alpha_s > 0$ (1σ) and $\beta_s > 0$ (1σ) are obtained.

Acknowledgements

This work is supported by the National Natural Science Foundation of China (Grants Nos. 11975072, 11875102, 11835009, and 11690021) and the National Program for Support of Top-Notch Young Professionals.

-
- [1] A. A. Starobinsky, "A new type of isotropic cosmological models without singularity," *Phys. Lett.* **91B**, 99 (1980).
 - [2] A. H. Guth, "The inflationary universe: a possible solution to the horizon and flatness problems," *Phys. Rev. D* **23**, no. 2, 347 (1980).
 - [3] A. D. Linde, "A new inflationary universe scenario: a possible solution of the horizon, flatness, homogeneity, isotropy and primordial monopole problems," *Phys. Lett.* **108B**, 389 (1982).
 - [4] A. Albrecht and P. J. Steinhardt, "Cosmology for grand unified theories with radiatively induced symmetry breaking," *Phys. Rev. Lett.* **48**, 1220 (1982).
 - [5] P. A. R. Ade *et al.* [Planck Collaboration], "Planck 2013 results. XXII. Constraints on inflation," *Astron. Astrophys.* **571**, A22 (2014) [arXiv:1303.5082 [astro-ph.CO]].
 - [6] Y. Wan, S. Li, M. Li, T. Qiu, Y. Cai and X. Zhang, "Single field inflation with modulated potential in light of the Planck and BICEP2," *Phys. Rev. D* **90**, no. 2, 023537 (2014) [arXiv:1405.2784 [astro-ph.CO]].
 - [7] P. A. R. Ade *et al.* [Planck Collaboration], "Planck 2015 results. XX. Constraints on inflation," *Astron. Astrophys.* **594**, A20 (2016) [arXiv:1502.02114 [astro-ph.CO]].
 - [8] Q. G. Huang, K. Wang and S. Wang, "Inflation model constraints from data released in 2015," *Phys. Rev. D* **93**, no. 10, 103516 (2016) [arXiv:1512.07769 [astro-ph.CO]].
 - [9] Y. Akrami *et al.* [Planck Collaboration], "Planck 2018 results. X. Constraints on inflation," arXiv:1807.06211 [astro-ph.CO].
 - [10] J. Li and Q. G. Huang, "Inflation model selection revisited," *Sci. China Phys. Mech. Astron.* **62**, no. 12, 120412 (2019) [arXiv:1906.01336 [astro-ph.CO]].
 - [11] T. Tram, R. Vallance and V. Vennin, "Inflation model selection meets dark radiation," *JCAP* **1701**, no. 01, 046 (2017) [arXiv:1606.09199 [astro-ph.CO]].
 - [12] X. Zhang, "Impact of the latest measurement of hubble constant on constraining inflation models," *Sci. China Phys. Mech. Astron.* **60**, no. 6, 060421 (2017) [arXiv:1702.05010 [astro-ph.CO]].
 - [13] R. Y. Guo and X. Zhang, "Constraints on inflation revisited: an analysis including the latest local measurement of the Hubble constant," *Eur. Phys. J. C* **77**, no. 12, 882 (2017) [arXiv:1704.04784 [astro-ph.CO]].
 - [14] R. Y. Guo, L. Zhang, J. F. Zhang and X. Zhang, "Constraints on brane inflation after Planck 2015: impacts of the latest local measurement of the Hubble constant," *Sci. China Phys. Mech. Astron.* **62**, no. 3, 30411 (2019) [arXiv:1801.02187 [astro-ph.CO]].
 - [15] A. G. Riess *et al.*, "A 3% solution: determination of the Hubble constant with the Hubble Space Telescope and Wide Field Camera 3," *Astrophys. J.* **730**, 119 (2011) Erratum: [*Astrophys. J.* **732**, 129 (2011)] [arXiv:1103.2976 [astro-ph.CO]].
 - [16] A. G. Riess *et al.*, "A 2.4% determination of the local value of the Hubble constant," *Astrophys. J.* **826**, no. 1, 56 (2016) [arXiv:1604.01424 [astro-ph.CO]].
 - [17] A. G. Riess *et al.*, "Milky way cepheid standards for measuring cosmic distances and application to Gaia DR2: implications for the Hubble constant," *Astrophys. J.* **861**, no. 2, 126 (2018) [arXiv:1804.10655 [astro-ph.CO]].
 - [18] A. G. Riess, S. Casertano, W. Yuan, L. M. Macri and D. Scolnic, "Large magellanic cloud cepheid standards provide a 1% foundation for the determination of the Hubble constant and stronger evidence for physics beyond Λ CDM," *Astrophys. J.* **876**, no. 1, 85 (2019) [arXiv:1903.07603 [astro-ph.CO]].
 - [19] A. D. Linde, "Chaotic inflation," *Phys. Lett.* **129B**, 177 (1983).
 - [20] F. C. Adams, J. R. Bond, K. Freese, J. A. Friedmann and A. V. Olinto, "Natural inflation: particle physics models, power law spectra for large scale structure, and constraints from COBE," *Phys. Rev. D* **47**, 426 (1993) [hep-ph/9207245].
 - [21] K. Freese, "Natural inflation," astro-ph/9310012.
 - [22] E. J. Copeland, A. R. Liddle, D. H. Lyth, E. D. Stewart and D. Wands, "False vacuum inflation with Einstein gravity," *Phys. Rev. D* **49**, 6410 (1994) [astro-ph/9401011].
 - [23] G. R. Dvali, Q. Shafi and R. K. Schaefer, "Large scale structure and supersymmetric inflation without fine tuning," *Phys. Rev. Lett.* **73**, 1886 (1994) [hep-ph/9406319].
 - [24] E. D. Stewart, "Inflation, supergravity and superstrings," *Phys. Rev. D* **51**, 6847 (1995) [hep-ph/9405389].
 - [25] P. Binetruy and G. R. Dvali, "D term inflation," *Phys. Lett. B* **388**, 241 (1996) [hep-ph/9606342].
 - [26] D. H. Lyth and A. Riotto, "Particle physics models of inflation and the cosmological density perturbation," *Phys. Rept.* **314**, 1 (1999) [hep-ph/9807278].
 - [27] F. Quevedo, "Lectures on string/brane cosmology,"

- Class. Quant. Grav. **19**, 5721 (2002) [hep-th/0210292].
- [28] Q. G. Huang, M. Li and J. H. She, “Brane inflation after WMAP three year results,” JCAP **0611**, 010 (2006) [hep-th/0604186].
- [29] Y. Z. Ma and X. Zhang, “Brane inflation revisited after WMAP five year results,” JCAP **0903**, 006 (2009) [arXiv:0812.3421 [astro-ph]].
- [30] Y. Z. Ma, Q. G. Huang and X. Zhang, “Confronting brane inflation with Planck and pre-Planck data,” Phys. Rev. D **87**, no. 10, 103516 (2013) [arXiv:1303.6244 [astro-ph.CO]].
- [31] S. Alam *et al.* [BOSS Collaboration], “The clustering of galaxies in the completed SDSS-III Baryon Oscillation Spectroscopic Survey: cosmological analysis of the DR12 galaxy sample,” Mon. Not. Roy. Astron. Soc. **470**, no. 3, 2617 (2017) [arXiv:1607.03155 [astro-ph.CO]].
- [32] D. M. Scolnic *et al.*, “The complete light-curve sample of spectroscopically confirmed SNe Ia from Pan-STARRS1 and cosmological constraints from the combined Pantheon sample,” Astrophys. J. **859**, no. 2, 101 (2018) [arXiv:1710.00845 [astro-ph.CO]].
- [33] N. Aghanim *et al.* [Planck Collaboration], “Planck 2015 results. XI. CMB power spectra, likelihoods, and robustness of parameters,” Astron. Astrophys. **594**, A11 (2016) [arXiv:1507.02704 [astro-ph.CO]].
- [34] N. Aghanim *et al.* [Planck Collaboration], “Planck 2018 results. V. CMB power spectra and likelihoods,” arXiv:1907.12875 [astro-ph.CO].
- [35] P. A. R. Ade *et al.* [Planck Collaboration], “Planck 2015 results. XIII. Cosmological parameters,” Astron. Astrophys. **594**, A13 (2016) [arXiv:1502.01589 [astro-ph.CO]].
- [36] N. Aghanim *et al.* [Planck Collaboration], “Planck 2018 results. VI. Cosmological parameters,” arXiv:1807.06209 [astro-ph.CO].
- [37] P. A. R. Ade *et al.* [BICEP2 and Keck Array Collaborations], “BICEP2 / Keck Array x: constraints on primordial gravitational waves using Planck, WMAP, and new BICEP2/Keck observations through the 2015 Season,” Phys. Rev. Lett. **121**, 221301 (2018) [arXiv:1810.05216 [astro-ph.CO]].
- [38] F. Beutler *et al.*, “The 6dF Galaxy Survey: baryon acoustic oscillations and the local Hubble constant,” Mon. Not. Roy. Astron. Soc. **416**, 3017 (2011) [arXiv:1106.3366 [astro-ph.CO]].
- [39] A. J. Ross, L. Samushia, C. Howlett, W. J. Percival, A. Burden and M. Manera, “The clustering of the SDSS DR7 main Galaxy sample C I. A 4 percent distance measure at $z = 0.15$,” Mon. Not. Roy. Astron. Soc. **449**, no. 1, 835 (2015) [arXiv:1409.3242 [astro-ph.CO]].
- [40] A. J. Ross *et al.* [BOSS Collaboration], “The clustering of galaxies in the completed SDSS-III Baryon Oscillation Spectroscopic Survey: observational systematics and baryon acoustic oscillations in the correlation function,” Mon. Not. Roy. Astron. Soc. **464**, no. 1, 1168 (2017) [arXiv:1607.03145 [astro-ph.CO]].
- [41] M. Vargas-Magaña *et al.*, “The clustering of galaxies in the completed SDSS-III Baryon Oscillation Spectroscopic Survey: theoretical systematics and Baryon Acoustic Oscillations in the galaxy correlation function,” Mon. Not. Roy. Astron. Soc. **477**, no. 1, 1153 (2018) [arXiv:1610.03506 [astro-ph.CO]].
- [42] F. Beutler *et al.* [BOSS Collaboration], “The clustering of galaxies in the completed SDSS-III Baryon Oscillation Spectroscopic Survey: baryon acoustic oscillations in the Fourier space,” Mon. Not. Roy. Astron. Soc. **464**, no. 3, 3409 (2017) [arXiv:1607.03149 [astro-ph.CO]].
- [43] P. A. R. Ade *et al.* [Planck Collaboration], “Planck 2013 results. XVI. Cosmological parameters,” Astron. Astrophys. **571**, A16 (2014) [arXiv:1303.5076 [astro-ph.CO]].
- [44] G. Efstathiou, “ H_0 revisited,” Mon. Not. Roy. Astron. Soc. **440**, no. 2, 1138 (2014) [arXiv:1311.3461 [astro-ph.CO]].
- [45] J. F. Zhang, Y. H. Li and X. Zhang, “Sterile neutrinos help reconcile the observational results of primordial gravitational waves from Planck and BICEP2,” Phys. Lett. B **740**, 359 (2015) [arXiv:1403.7028 [astro-ph.CO]].
- [46] J. F. Zhang, J. J. Geng and X. Zhang, “Neutrinos and dark energy after Planck and BICEP2: data consistency tests and cosmological parameter constraints,” JCAP **1410**, no. 10, 044 (2014) [arXiv:1408.0481 [astro-ph.CO]].
- [47] E. Di Valentino and F. R. Bouchet, “A comment on power-law inflation with a dark radiation component,” JCAP **1610**, no. 10, 011 (2016) [arXiv:1609.00328 [astro-ph.CO]].
- [48] M. Benetti, L. L. Graef and J. S. Alcaniz, “Do joint CMB and HST data support a scale invariant spectrum?,” JCAP **1704**, no. 04, 003 (2017) [arXiv:1702.06509 [astro-ph.CO]].
- [49] A. Lewis and S. Bridle, “Cosmological parameters from CMB and other data: a monte carlo approach,” Phys. Rev. D **66**, 103511 (2002) [astro-ph/0205436].