

Charmed hadron production via equal-velocity quark combination in ultra-relativistic heavy ion collisions

Rui-Qin Wang,^{1,*} Jun Song,^{2,†} Feng-Lan Shao,^{1,‡} and Zuo-Tang Liang^{3,§}

¹*School of Physics and Physical Engineering, Qufu Normal University, Shandong 273165, China*

²*Department of Physics, Jining University, Shandong 273155, China*

³*Key Laboratory of Particle Physics and Particle Irradiation (MOE),*

Institute of Frontier and Interdisciplinary Science, Shandong University, Qingdao, Shandong 266237, China

Recent data on the production of D mesons and Λ_c^+ baryons in heavy ion collisions at the Relativistic Heavy Ion Collider and the Large Hadron Collider exhibit a number of striking characteristics such as enhanced yield ratios D_s^+/D^0 , Λ_c^+/D^0 and their transverse momentum dependences. In this paper, we derive the momentum dependence of open charm mesons and singly charmed baryons produced in ultra-relativistic heavy ion collisions via the equal-velocity quark combination. We present analytic expressions and numerical results of yield ratios and compare them with the experimental data available. We make predictions for other charmed hadrons.

PACS numbers: 25.75.-q, 25.75.Dw, 25.75.Gz

I. INTRODUCTION

In ultra-relativistic heavy ion collisions, heavy quarks and anti-quarks are produced predominantly via initial hard scatterings and then experience the entire evolution of a violently interacting medium of deconfined quarks and gluons — the quark gluon plasma (QGP). These heavy flavor quarks and anti-quarks interact strongly with constituents of the QGP medium [1, 2], exchange energy and momentum in the partonic evolution process [3–5] and combine with them to form heavy flavor hadrons that can be observed experimentally. Therefore, the production of heavy flavor hadrons is usually believed to play a very special role in studying the hadronization mechanism and properties of the QGP matter [6–11].

Recently, experimental data on open charm mesons and Λ_c^+ baryons with improved precision and extended transverse momentum (p_T) coverage at the Relativistic Heavy Ion Collider (RHIC) and the Large Hadron Collider (LHC) have been published [12–18]. These data show indeed a number of fascinating features. The most striking ones might be the enhancement of the strange to non-strange meson yield ratio D_s^+/D and that of the baryon-to-meson ratio Λ_c^+/D^0 . It has been observed [15, 16] that the D_s^+/D ratio in ultra-relativistic heavy ion collisions is much higher than predictions of fragmentation models [19, 20]. The Λ_c^+/D^0 ratio exhibits also a very strong enhancement trend at intermediate p_T area not only in RHIC Au-Au and LHC Pb-Pb collisions but also in pp and p -Pb reactions at the extremely high LHC energies [18]. They are much higher than the predictions of perturbative QCD and event generators based on fragmentation models [18, 21].

Theoretically, much effort has also been made to the hadronization mechanism of charm quarks in high en-

ergy heavy ion collisions [22–34]. It seems in particular that the coalescence or (re-)combination mechanism should play an irreplaceable role in describing the production of charmed hadrons with low and intermediate transverse momenta [24–33]. In this connection, we note in particular that the quark combination model under equal-velocity combination (hereafter referred as EVC) [35] provides a very simple and elegant way to describe the p_T dependence of production rates of hadrons and has been successfully applied [36, 37] to pp and p -Pb collisions to describe the enhancement of Λ_c^+/D^0 . It is therefore interesting to see whether it can also be applied to heavy ion collisions to describe the heavy flavor hadron production as well.

In this paper, we apply the quark combination via EVC to ultra-relativistic heavy ion collisions to study the production of open charm D mesons and singly charmed baryons in the low and intermediate p_T regions. We present the detailed derivations and give analytic expressions for p_T -dependences of ratios of production rates of different hadrons. We compare the results with the experimental data available [12, 14, 15] and make predictions for other types of hadrons.

The rest of the paper is organized as follows. In Sec. II, we present the derivation of the momentum-dependent production of singly charmed hadrons in the quark combination model via EVC in ultra-relativistic heavy ion collisions. We present in particular the analytic expressions for two kinds of yield ratios measured by RHIC and LHC experiments [14–17] as the function of p_T and discuss their qualitative properties. In Sec. III, we apply the results obtained in Sec. II to Au-Au collisions at $\sqrt{s_{NN}} = 200$ GeV. In Sec. IV, we present a summary.

II. THE CHARMED HADRON PRODUCTION IN THE QUARK COMBINATION VIA EVC

The basic idea of the quark combination mechanism and formulae for the momentum dependence have been pre-

*Electronic address: wangruiqin2010@mail.sdu.edu.cn

†Electronic address: songjun2011@jnxu.edu.cn

‡Electronic address: shaofl@mail.sdu.edu.cn

§Electronic address: liang@sdnu.edu.cn

sented in many different literatures. An example for the derivation for light flavor hadrons starting from the general formulae has been given in [38] where p_T -integrated yield correlations have been calculated. Here, in this section, for explicitness, we just follow the same procedure as that in [38] and present results of momentum dependence for singly charmed hadrons. After that, we present the corresponding results obtained under EVC.

A. The general formalism

To derive the momentum-dependent production rates of mesons and baryons in ultra-relativistic heavy ion collisions, we just as in [38] start with a color-neutral quark-anti-quark system with N_{q_i} quarks of flavor q_i and $N_{\bar{q}_i}$ anti-quarks of flavor \bar{q}_i and suppose they hadronize via the quark combination mechanism. The momentum distributions $f_{M_j}(p; N_{q_i}, N_{\bar{q}_i})$ and $f_{B_j}(p; N_{q_i}, N_{\bar{q}_i})$ for the directly produced meson M_j and baryon B_j are given by,

$$f_{M_j}(p; N_{q_i}, N_{\bar{q}_i}) = \sum_{\bar{q}_1 q_2} \int dp_1 dp_2 N_{\bar{q}_1 q_2} f_{\bar{q}_1 q_2}^{(n)}(p_1, p_2; N_{q_i}, N_{\bar{q}_i}) \times \mathcal{R}_{M_j, \bar{q}_1 q_2}(p, p_1, p_2; N_{q_i}, N_{\bar{q}_i}), \quad (1)$$

$$f_{B_j}(p; N_{q_i}, N_{\bar{q}_i}) = \sum_{q_1 q_2 q_3} \int dp_1 dp_2 dp_3 \times N_{q_1 q_2 q_3} f_{q_1 q_2 q_3}^{(n)}(p_1, p_2, p_3; N_{q_i}, N_{\bar{q}_i}) \times \mathcal{R}_{B_j, q_1 q_2 q_3}(p, p_1, p_2, p_3; N_{q_i}, N_{\bar{q}_i}), \quad (2)$$

where $f_{\bar{q}_1 q_2}^{(n)}$ and $f_{q_1 q_2 q_3}^{(n)}$ are normalized joint momentum distributions for $\bar{q}_1 q_2$ and $q_1 q_2 q_3$ respectively; $N_{\bar{q}_1 q_2} = N_{\bar{q}_1} N_{q_2}$ is the number of $\bar{q}_1 q_2$ pairs; $N_{q_1 q_2 q_3}$ is the number of $q_1 q_2 q_3$ clusters in the system, and it takes $N_{q_1} N_{q_2} N_{q_3}$ for $q_1 \neq q_2 \neq q_3$, $N_{q_1}(N_{q_1} - 1)N_{q_3}$ for $q_1 = q_2 \neq q_3$ and $N_{q_1}(N_{q_1} - 1)(N_{q_1} - 2)$ for $q_1 = q_2 = q_3$; kernel functions $\mathcal{R}_{M_j, \bar{q}_1 q_2}$ and $\mathcal{R}_{B_j, q_1 q_2 q_3}$ stand for the probability density for a $\bar{q}_1 q_2$ pair with momenta p_1 and p_2 to combine into a meson M_j of momentum p and that for a $q_1 q_2 q_3$ cluster with p_1 , p_2 and p_3 to combine into a baryon B_j of p respectively.

Just as discussed in [38], $\mathcal{R}_{M_j, \bar{q}_1 q_2}$ and $\mathcal{R}_{B_j, q_1 q_2 q_3}$ carry the kinematical and dynamical information of the quark combination. Their precise forms can not be derived from the first principles due to their complicated non-perturbative nature. Nevertheless, they are constrained by a number of symmetry laws and rules such as the momentum conservation, constraints due to intrinsic quantum numbers such as spin and flavor, the requirement of the hadronization unitarity so that the production of all the open and hidden charm hadrons should exhaust all charm quarks and anti-quarks in the system, and the meson-baryon production competition and so on. To take these constraints into account explicitly, we re-write them in the following forms,

$$\mathcal{R}_{M_j, \bar{q}_1 q_2}(p, p_1, p_2; N_{q_i}, N_{\bar{q}_i}) = C_{M_j} \mathcal{R}_{\bar{q}_1 q_2}^{(f)} \times \mathcal{R}_{M, \bar{q}_1 q_2}(p_1, p_2; N_{q_i}, N_{\bar{q}_i}) \delta(p_1 + p_2 - p), \quad (3)$$

$$\mathcal{R}_{B_j, q_1 q_2 q_3}(p, p_1, p_2, p_3; N_{q_i}, N_{\bar{q}_i}) = C_{B_j} \mathcal{R}_{q_1 q_2 q_3}^{(f)}$$

$$\times \mathcal{R}_{B, q_1 q_2 q_3}(p_1, p_2, p_3; N_{q_i}, N_{\bar{q}_i}) \delta(p_1 + p_2 + p_3 - p). \quad (4)$$

Here the δ -functions are used to guarantee the momentum conservation. The factors $\mathcal{R}_{\bar{q}_1 q_2}^{(f)}$ and $\mathcal{R}_{q_1 q_2 q_3}^{(f)}$ contain Kronecker δ 's to guarantee the quark flavor conservation, e.g., if M_j is a D -meson with constituent quark content $\bar{q}c$, $\mathcal{R}_{\bar{q}_1 q_2}^{(f)} = \delta_{q_1, \bar{q}} \delta_{q_2, c}$. For $\mathcal{R}_{q_1 q_2 q_3}^{(f)}$, we need to include a number N_{iter} to account for the fact that there are different iterations for the flavors of the three quarks and $N_{iter} = 1, 3$ or 6 for $q_1 = q_2 = q_3$, $q_1 = q_2 \neq q_3$ or $q_1 \neq q_2 \neq q_3$.

The factor C_{M_j} is the probability for M to be M_j if the quark content of M is the same as M_j and similar for C_{B_j} . In the case that only $J^P = 0^-$ and 1^- mesons and $J^P = (1/2)^+$ and $(3/2)^+$ baryons are considered, they are just determined completely by the production ratio of vector to pseudo-scalar mesons and that of $J^P = (1/2)^+$ and $J^P = (3/2)^+$ baryons with the same flavor content.

The remaining factor $\mathcal{R}_{M, \bar{q}_1 q_2}$ now stands for the probability of a $\bar{q}_1 q_2$ pair with momenta p_1 and p_2 to combine into a meson M with any momentum and other quantum numbers and similar for $\mathcal{R}_{B, q_1 q_2 q_3}$. They depend on the momenta of the (anti-)quarks and their situated environments represented by N_{q_i} and $N_{\bar{q}_i}$ and should be determined by the dynamics in the combination process.

In this way, we obtain the momentum distribution for a charmed meson D_j with quark flavor content $\bar{q}_1 c$ and that for a singly charmed baryon B_j^c with $q_1 q_2 c$ as,

$$f_{D_j}(p; N_{q_i}, N_{\bar{q}_i}) = \int dp_1 dp_2 N_{\bar{q}_1 c} f_{\bar{q}_1 c}^{(n)}(p_1, p_2; N_{q_i}, N_{\bar{q}_i}) \times C_{D_j} \mathcal{R}_{M, \bar{q}_1 c}(p_1, p_2; N_{q_i}, N_{\bar{q}_i}) \delta(p_1 + p_2 - p), \quad (5)$$

$$f_{B_j^c}(p; N_{q_i}, N_{\bar{q}_i}) = \int dp_1 dp_2 dp_3 \times N_{q_1 q_2 c} f_{q_1 q_2 c}^{(n)}(p_1, p_2, p_3; N_{q_i}, N_{\bar{q}_i}) C_{B_j^c} N_{iter} \times \mathcal{R}_{B, q_1 q_2 c}(p_1, p_2, p_3; N_{q_i}, N_{\bar{q}_i}) \delta(p_1 + p_2 + p_3 - p). \quad (6)$$

Here, as well as in the following of this paper, when talking about charmed mesons D_j 's and singly charmed baryons B_j^c 's, q_1, q_2 and \bar{q}_1 denote u, d and s flavors of quarks or anti-quarks.

B. The momentum distribution under EVC

It has been shown that [35] EVC seems to work well for light and strange hadron production in low and intermediate p_T regions. For charmed hadrons, the mass differences between the charm and other quarks are large. It is therefore much more sensitive and more interesting to see whether the combination proceeds via EVC or other rules.

Under EVC, $\mathcal{R}_{M, \bar{q}_1 q_2}$ and $\mathcal{R}_{B, q_1 q_2 q_3}$ take,

$$\mathcal{R}_{M, \bar{q}_1 q_2}(p_1, p_2; N_{q_i}, N_{\bar{q}_i}) = \mathcal{A}_{M, \bar{q}_1 q_2}(N_{q_i}, N_{\bar{q}_i}) \times \frac{m_{q_1} + m_{q_2}}{m_{q_1} m_{q_2}} \delta\left(\frac{p_1}{m_{q_1}} - \frac{p_2}{m_{q_2}}\right), \quad (7)$$

$$\mathcal{R}_{B, q_1 q_2 q_3}(p_1, p_2, p_3; N_{q_i}, N_{\bar{q}_i}) = \mathcal{A}_{B, q_1 q_2 q_3}(N_{q_i}, N_{\bar{q}_i}) \times \frac{m_{q_1} + m_{q_2} + m_{q_3}}{m_{q_1} m_{q_2} m_{q_3}} \delta\left(\frac{p_1}{m_{q_1}} - \frac{p_2}{m_{q_2}}\right) \delta\left(\frac{p_1}{m_{q_1}} - \frac{p_3}{m_{q_3}}\right), \quad (8)$$

where m_{q_i} is the constituent quark mass and is taken as $m_u = m_d = 0.33$ GeV, $m_s = 0.5$ GeV and $m_c = 1.5$ GeV in the numerical calculations in this paper; $\mathcal{A}_{M,\bar{q}_1q_2}$ and $\mathcal{A}_{B,q_1q_2q_3}$ are factors denoting the meson-baryon production competition as well as guaranteeing the unitarity. They depend on the numbers of different flavor quarks and anti-quarks in the considered system. The mass term is introduced for normalization, so that the original kernel functions in Eqs. (1) and (2) take the form,

$$\mathcal{R}_{M_j,\bar{q}_1q_2}(p_1, p_2; N_{q_i}, N_{\bar{q}_i}) = C_{M_j} \mathcal{R}_{\bar{q}_1q_2}^{(f)} \mathcal{A}_{M,\bar{q}_1q_2}(N_{q_i}, N_{\bar{q}_i}) \times \delta(p_1 - x_{q_1q_2}^{q_1} p) \delta(p_2 - x_{q_1q_2}^{q_2} p), \quad (9)$$

$$\mathcal{R}_{B_j,q_1q_2q_3}(p_1, p_2, p_3; N_{q_i}, N_{\bar{q}_i}) = C_{B_j} \mathcal{R}_{q_1q_2q_3}^{(f)} \mathcal{A}_{B,q_1q_2q_3}(N_{q_i}, N_{\bar{q}_i}) \delta(p_1 - x_{q_1q_2q_3}^{q_1} p) \times \delta(p_2 - x_{q_1q_2q_3}^{q_2} p) \delta(p_3 - x_{q_1q_2q_3}^{q_3} p), \quad (10)$$

where $x_{q_1q_2}^{q_i} = m_{q_i}/(m_{q_1} + m_{q_2})$ and $x_{q_1q_2q_3}^{q_i} = m_{q_i}/(m_{q_1} + m_{q_2} + m_{q_3})$ are the fraction of the momentum of the produced hadron carried by q_i .

Substituting Eqs. (7) and (8) into Eqs. (5) and (6) and carrying out the integration over the quark momenta, we obtain,

$$f_{D_j}(p) = C_{D_j} \mathcal{A}_{M,\bar{q}_1c}(N_{q_i}, N_{\bar{q}_i}) N_{\bar{q}_1c} f_{\bar{q}_1c}^{(n)}(x_{q_1c}^{q_1} p, x_{q_1c}^c p), \quad (11)$$

$$f_{B_j^c}(p) = C_{B_j^c} \mathcal{A}_{B,q_1q_2c}(N_{q_i}, N_{\bar{q}_i}) N_{q_1q_2c} N_{iter} \times f_{q_1q_2c}^{(n)}(x_{q_1q_2c}^{q_1} p, x_{q_1q_2c}^{q_2} p, x_{q_1q_2c}^c p). \quad (12)$$

Here and from now on in this paper, we suppress the arguments $N_{q_i}, N_{\bar{q}_i}$ in the momentum distribution functions for explicitness.

The factor $\mathcal{A}_{M,\bar{q}_1c}(N_{q_i}, N_{\bar{q}_i})$ is the probability for a charm quark to capture a specific anti-quark \bar{q}_1 to form a meson in the bulk quark-anti-quark system, it should be inversely proportional to the total number of quarks and anti-quarks $N_q + N_{\bar{q}}$. Similarly, $\mathcal{A}_{B,q_1q_2c}(N_{q_i}, N_{\bar{q}_i})$ should be proportional to $1/(N_q + N_{\bar{q}})^2$. Therefore, one can write

$$\mathcal{A}_{M,\bar{q}_1c}(N_{q_i}, N_{\bar{q}_i}) = \mathcal{A}_M / (N_q + N_{\bar{q}}), \quad (13)$$

$$\mathcal{A}_{B,q_1q_2c}(N_{q_i}, N_{\bar{q}_i}) = \mathcal{A}_B / (N_q + N_{\bar{q}})^2, \quad (14)$$

where \mathcal{A}_M and \mathcal{A}_B are proportionality coefficients and they closely relate to the unitarity and the meson-baryon production competition. For a given quark-anti-quark system, \mathcal{A}_M and \mathcal{A}_B should be universal for all different D mesons and singly charmed baryons due to the quark flavor blindness of the strong interaction. Substituting Eqs. (13) and (14) into Eqs. (11) and (12), respectively, we have

$$f_{D_j}(p) = N_c \mathcal{A}_M C_{D_j} \lambda_{\bar{q}_1} f_{\bar{q}_1c}^{(n)}(x_{q_1c}^{q_1} p, x_{q_1c}^c p), \quad (15)$$

$$f_{B_j^c}(p) = N_c \mathcal{A}_B C_{B_j^c} \lambda_{q_1q_2} N_{iter} \times f_{q_1q_2c}^{(n)}(x_{q_1q_2c}^{q_1} p, x_{q_1q_2c}^{q_2} p, x_{q_1q_2c}^c p), \quad (16)$$

where $\lambda_{\bar{q}_1} \equiv N_{\bar{q}_1}/(N_q + N_{\bar{q}})$ and $\lambda_{q_1q_2} \equiv N_{q_1q_2}/(N_q + N_{\bar{q}})^2$. If we consider a quark-anti-quark system in the mid-rapidity region at high energies so that the influence of net

quarks from the colliding nuclei can be neglected, the ratio $\lambda_{\bar{q}_1}$ and $\lambda_{q_1q_2}$ are both determined completely by the strangeness suppression factor λ_s .

If we neglect correlations of momentum distributions of quarks and/or anti-quarks of different flavors in the system, i.e. we take,

$$f_{\bar{q}_1q_2}^{(n)}(p_1, p_2) = f_{\bar{q}_1}^{(n)}(p_1) f_{q_2}^{(n)}(p_2), \quad (17)$$

$$f_{q_1q_2q_3}^{(n)}(p_1, p_2, p_3) = f_{q_1}^{(n)}(p_1) f_{q_2}^{(n)}(p_2) f_{q_3}^{(n)}(p_3). \quad (18)$$

In this case, we obtain

$$f_{D_j}(p) = N_c \mathcal{A}_M C_{D_j} \lambda_{\bar{q}_1} f_{\bar{q}_1}^{(n)}(x_{q_1c}^{q_1} p) f_c^{(n)}(x_{q_1c}^c p), \quad (19)$$

$$f_{B_j^c}(p) = N_c \mathcal{A}_B C_{B_j^c} \lambda_{q_1q_2} N_{iter} \times f_{q_1}^{(n)}(x_{q_1q_2c}^{q_1} p) f_{q_2}^{(n)}(x_{q_1q_2c}^{q_2} p) f_c^{(n)}(x_{q_1q_2c}^c p). \quad (20)$$

By using Eqs. (19) and (20), we can calculate momentum distributions and ratios for the production of different charmed hadrons. The factors \mathcal{A}_M and \mathcal{A}_B are determined by charm quark number conservation in the combination process and the charmed baryon-to-meson production ratio N_{B^c}/N_D . Here N_D and N_{B^c} are the total number of all the produced D mesons and that of singly charmed baryons. For the charm quark number conservation, we need in principle to consider the production of hadrons besides singly charmed ones such as charmonia, doubly and triply charmed baryons and even exotic states. However, the production rates for them are very small and they exhaust about less than 5% of total charm quarks [39]. In the numerical calculations in the following of this paper, we will just neglect them so the charm quark number conservation just takes $N_D + N_{B^c} \approx N_c$. In this approximation, \mathcal{A}_M and \mathcal{A}_B are just determined by the ratio $R_{B^c/M}^{(c)} \equiv N_{B^c}/N_D$ that is taken as a parameter fixed by the experimental data of one yield ratio such as Λ_c^+/D^0 in the calculations.

C. Decay contributions

To compare with the experimental data, we need to include strong and electromagnetic decay contributions from short-lived charmed resonances [40]. In our case, we need only to consider decays of D^* mesons, $J^P = (3/2)^+$ singly charmed baryons and Σ_c baryons. They all decay into a D meson or a $J^P = (1/2)^+$ singly charmed baryon with a light particle such as a pion or a photon. In such a decay process, the momentum of the light daughter particle is so small that can be neglected compared to that of the heavy daughter charmed hadron. We can approximately take the momentum of the daughter charmed hadron equal to that of the mother charmed hadron. In this approximation, and take vector to pseudo-scalar meson production ratio as 1.5 [36, 41], we find the results for the final D mesons as,

$$f_{D^0}^{(fin)}(p) \approx 3.516 f_{D^0}(p), \quad (21)$$

$$f_{D^{*+}}^{(fin)}(p) \approx 1.485 f_{D^{*+}}(p), \quad (22)$$

$$f_{D_s^{*+}}^{(fin)}(p) \approx 2.5 f_{D_s^{*+}}(p). \quad (23)$$

Similarly, we take $J^P = (1/2)^+$ to $J^P = (3/2)^+$ singly charmed baryon ratio as 2 [36], and obtain,

$$f_{\Lambda_c^+}^{(fin)}(p) \approx 5f_{\Lambda_c^+}(p), \quad (24)$$

$$f_{\Sigma_c^0}^{(fin)}(p) \approx f_{\Sigma_c^0}(p), \quad (25)$$

$$f_{\Sigma_c^+}^{(fin)}(p) \approx f_{\Sigma_c^+}(p), \quad (26)$$

$$f_{\Sigma_c^{++}}^{(fin)}(p) \approx f_{\Sigma_c^{++}}(p), \quad (27)$$

$$f_{\Xi_c^0}^{(fin)}(p) \approx 2.5f_{\Xi_c^0}(p), \quad (28)$$

$$f_{\Xi_c^+}^{(fin)}(p) \approx 2.5f_{\Xi_c^+}(p), \quad (29)$$

$$f_{\Omega_c^0}^{(fin)}(p) \approx 1.5f_{\Omega_c^0}(p). \quad (30)$$

From these results, we see clearly that contributions from resonance decays are important for most of the charmed hadrons. For example, for Λ_c^+ baryons, about 80% are from decay contributions and only about 20% are directly produced ones.

D. Ratios of different hadrons

We consider the production of charmed hadrons at midrapidity $y = 0$ and apply Eqs. (19) and (20) to obtain the p_T dependence. From them, we calculate ratios of different charmed hadrons. In this case, the numbers of different flavor quarks are just replaced by the number densities dN_{q_i}/dy at $y = 0$.

We first consider yield ratios of strange to non-strange hadrons in the charm sector. They are given by,

$$\frac{D_s^+}{D^0} = 0.711\lambda_s \frac{f_{\bar{s}}^{(n)}(x_{sc}^s p_T) f_c^{(n)}(x_{sc}^c p_T)}{f_{\bar{d}}^{(n)}(x_{dc}^d p_T) f_c^{(n)}(x_{dc}^c p_T)}, \quad (31)$$

$$\frac{\Xi_c^+}{\Lambda_c^+} = 0.5\lambda_s \frac{f_d^{(n)}(x_{dsc}^d p_T) f_s^{(n)}(x_{dsc}^s p_T) f_c^{(n)}(x_{dsc}^c p_T)}{[f_d^{(n)}(x_{ddc}^d p_T)]^2 f_c^{(n)}(x_{ddc}^c p_T)}, \quad (32)$$

$$\frac{\Omega_c^0}{\Xi_c^0} = 0.5\lambda_s \frac{[f_s^{(n)}(x_{ssc}^s p_T)]^2 f_c^{(n)}(x_{ssc}^c p_T)}{f_d^{(n)}(x_{dsc}^d p_T) f_s^{(n)}(x_{dsc}^s p_T) f_c^{(n)}(x_{dsc}^c p_T)}, \quad (33)$$

$$\frac{\Omega_c^0}{\Lambda_c^+} = 0.25\lambda_s^2 \frac{[f_s^{(n)}(x_{ssc}^s p_T)]^2 f_c^{(n)}(x_{ssc}^c p_T)}{[f_d^{(n)}(x_{ddc}^d p_T)]^2 f_c^{(n)}(x_{ddc}^c p_T)}. \quad (34)$$

We can use them to calculate these yield ratios numerically. Here we see clearly that these ratios depend not only on the strangeness suppression factor λ_s but also on the ratios of p_T -distributions of different flavors of (anti-)quarks.

To see the qualitative features more explicitly, we note that, since m_c is much larger than m_d and m_s , it dominates the sum of m_c with other quark mass. We have that $x_{q_1 q_1 c}^{q_1} \sim x_{q_1 q_2 c}^{q_1} \sim x_{q_1 c}^{q_1}$, $x_{q_1 q_2 c}^c \sim x_{q_1 c}^c \sim x_{q_2 c}^c$ and the latter should be much larger than the former. We take, in a rough approximation, the former as the same, and re-write

Eqs. (31-34) in the form,

$$\frac{D_s^+}{D^0} = 0.711\lambda_s \frac{f_{\bar{s}}^{(n)}(x_{sc}^s p_T) f_c^{(n)}(x_{sc}^c p_T)}{f_{\bar{d}}^{(n)}(x_{dc}^d p_T) f_c^{(n)}(x_{dc}^c p_T)}, \quad (35)$$

$$\frac{\Xi_c^+}{\Lambda_c^+} \approx 0.5\lambda_s \frac{f_s^{(n)}(x_{dsc}^s p_T) f_c^{(n)}(x_{dsc}^c p_T)}{f_d^{(n)}(x_{ddc}^d p_T) f_c^{(n)}(x_{ddc}^c p_T)}, \quad (36)$$

$$\frac{\Omega_c^0}{\Xi_c^0} \approx 0.5\lambda_s \frac{f_s^{(n)}(x_{ssc}^s p_T) f_c^{(n)}(x_{ssc}^c p_T)}{f_d^{(n)}(x_{dsc}^d p_T) f_c^{(n)}(x_{dsc}^c p_T)}, \quad (37)$$

$$\frac{\Omega_c^0}{\Lambda_c^+} = 0.25\lambda_s^2 \left[\frac{f_s^{(n)}(x_{ssc}^s p_T)}{f_d^{(n)}(x_{ddc}^d p_T)} \right]^2 \frac{f_c^{(n)}(x_{ssc}^c p_T)}{f_c^{(n)}(x_{ddc}^c p_T)}. \quad (38)$$

Here, we see clearly that, besides λ_s (or λ_s^2), these ratios are proportional to the ratio of s to d -quark spectrum (or squared) and the ratio of c -quark spectrum at slightly different p_T values. Since the values of x 's involved here are all quite small for d and s quarks, they should be sensitive to the d - and s -quark p_T spectra in the relatively low p_T regions. The observed enhancement of strange to non-strange charmed hadron ratios does not necessarily come from the enhancement of λ_s but can also from the influence of the p_T -spectra of quarks.

Similarly, for baryon-to-meson ratios, we obtain from Eqs. (21-30) that,

$$\frac{\Lambda_c^+}{D^0} = \frac{4.267}{2 + \lambda_s} \frac{\mathcal{A}_B [f_d^{(n)}(x_{ddc}^d p_T)]^2 f_c^{(n)}(x_{ddc}^c p_T)}{\mathcal{A}_M f_{\bar{d}}^{(n)}(x_{dc}^d p_T) f_c^{(n)}(x_{dc}^c p_T)}, \quad (39)$$

$$\frac{\Sigma_c^0}{D^0} = \frac{0.711}{2 + \lambda_s} \frac{\mathcal{A}_B [f_d^{(n)}(x_{ddc}^d p_T)]^2 f_c^{(n)}(x_{ddc}^c p_T)}{\mathcal{A}_M f_{\bar{d}}^{(n)}(x_{dc}^d p_T) f_c^{(n)}(x_{dc}^c p_T)}, \quad (40)$$

$$\frac{\Sigma_c^{++}}{D^+} = \frac{1.684}{2 + \lambda_s} \frac{\mathcal{A}_B [f_d^{(n)}(x_{ddc}^d p_T)]^2 f_c^{(n)}(x_{ddc}^c p_T)}{\mathcal{A}_M f_{\bar{d}}^{(n)}(x_{dc}^d p_T) f_c^{(n)}(x_{dc}^c p_T)}, \quad (41)$$

$$\frac{\Xi_c^0}{D^0} = \frac{2.133\lambda_s}{2 + \lambda_s} \frac{\mathcal{A}_B}{\mathcal{A}_M} \times \frac{f_d^{(n)}(x_{dsc}^d p_T) f_s^{(n)}(x_{dsc}^s p_T) f_c^{(n)}(x_{dsc}^c p_T)}{f_{\bar{d}}^{(n)}(x_{dc}^d p_T) f_c^{(n)}(x_{dc}^c p_T)}, \quad (42)$$

$$\frac{\Xi_c^+}{D_s^+} = \frac{3}{2 + \lambda_s} \frac{\mathcal{A}_B}{\mathcal{A}_M} \times \frac{f_d^{(n)}(x_{dsc}^d p_T) f_s^{(n)}(x_{dsc}^s p_T) f_c^{(n)}(x_{dsc}^c p_T)}{f_{\bar{s}}^{(n)}(x_{sc}^s p_T) f_c^{(n)}(x_{sc}^c p_T)}, \quad (43)$$

$$\frac{\Omega_c^0}{D^0} = \frac{1.067\lambda_s^2}{2 + \lambda_s} \frac{\mathcal{A}_B [f_s^{(n)}(x_{ssc}^s p_T)]^2 f_c^{(n)}(x_{ssc}^c p_T)}{\mathcal{A}_M f_{\bar{d}}^{(n)}(x_{dc}^d p_T) f_c^{(n)}(x_{dc}^c p_T)}, \quad (44)$$

$$\frac{\Omega_c^0}{D_s^+} = \frac{1.5\lambda_s}{2 + \lambda_s} \frac{\mathcal{A}_B [f_s^{(n)}(x_{ssc}^s p_T)]^2 f_c^{(n)}(x_{ssc}^c p_T)}{\mathcal{A}_M f_{\bar{s}}^{(n)}(x_{sc}^s p_T) f_c^{(n)}(x_{sc}^c p_T)}. \quad (45)$$

We see again that, besides strangeness suppression factor λ_s and $\mathcal{A}_B/\mathcal{A}_M$ (determined by the charmed baryon-to-meson ratio $R_{B/M}^{(c)}$), these ratios depend also on the p_T spectra of quarks. Similarly, in the rough estimation with

$x_{q_1 q_1 c}^{q_1} \sim x_{q_1 q_2 c}^{q_1} \sim x_{q_1 c}^{q_1}$, we can rewrite them as,

$$\frac{\Lambda_c^+}{D^0} \approx \frac{4.267}{2 + \lambda_s} \frac{\mathcal{A}_B}{\mathcal{A}_M} f_d^{(n)}(x_{ddc}^d p_T) \frac{f_c^{(n)}(x_{ddc}^c p_T)}{f_c^{(n)}(x_{dc}^c p_T)}, \quad (46)$$

$$\frac{\Sigma_c^0}{D^0} \approx \frac{0.711}{2 + \lambda_s} \frac{\mathcal{A}_B}{\mathcal{A}_M} f_d^{(n)}(x_{ddc}^d p_T) \frac{f_c^{(n)}(x_{ddc}^c p_T)}{f_c^{(n)}(x_{dc}^c p_T)}, \quad (47)$$

$$\frac{\Sigma_c^{++}}{D^+} \approx \frac{1.684}{2 + \lambda_s} \frac{\mathcal{A}_B}{\mathcal{A}_M} f_d^{(n)}(x_{ddc}^d p_T) \frac{f_c^{(n)}(x_{ddc}^c p_T)}{f_c^{(n)}(x_{dc}^c p_T)}, \quad (48)$$

$$\frac{\Xi_c^0}{D^0} \approx \frac{2.133 \lambda_s}{2 + \lambda_s} \frac{\mathcal{A}_B}{\mathcal{A}_M} f_s^{(n)}(x_{dsc}^s p_T) \frac{f_c^{(n)}(x_{dsc}^c p_T)}{f_c^{(n)}(x_{dc}^c p_T)}, \quad (49)$$

$$\frac{\Xi_c^+}{D_s^+} \approx \frac{3}{2 + \lambda_s} \frac{\mathcal{A}_B}{\mathcal{A}_M} f_d^{(n)}(x_{dsc}^d p_T) \frac{f_c^{(n)}(x_{dsc}^c p_T)}{f_c^{(n)}(x_{dc}^c p_T)}, \quad (50)$$

$$\frac{\Omega_c^0}{D^0} = \frac{1.067 \lambda_s^2}{2 + \lambda_s} \frac{\mathcal{A}_B}{\mathcal{A}_M} f_s^{(n)}(x_{ssc}^s p_T) \times \frac{f_s^{(n)}(x_{ssc}^s p_T) f_c^{(n)}(x_{ssc}^c p_T)}{f_d^{(n)}(x_{dc}^d p_T) f_c^{(n)}(x_{dc}^c p_T)}, \quad (51)$$

$$\frac{\Omega_c^+}{D_s^+} \approx \frac{1.5 \lambda_s}{2 + \lambda_s} \frac{\mathcal{A}_B}{\mathcal{A}_M} f_s^{(n)}(x_{ssc}^s p_T) \frac{f_c^{(n)}(x_{ssc}^c p_T)}{f_c^{(n)}(x_{sc}^c p_T)}. \quad (52)$$

Here we see clearly that these ratios, besides λ_s and $\mathcal{A}_B/\mathcal{A}_M$, should be sensitive to the p_T spectrum of d or s -quarks in the relatively small p_T region. Since the p_T distribution $f_{q_i}^{(n)}(p_T)$ of d or s -quarks in such p_T regions typically exhibits ‘‘rise-peak-fall’’ behaviors, we expect that these charmed baryon-to-meson ratios should have similar rise-peak-fall behaviors. We also expect that these ratios should have much stronger p_T -dependences than those of strange to non-strange ratios given by Eqs. (31-34) since the latter depends only on ratios of p_T -spectra of quarks but the former depends the spectrum itself. We would like to emphasize that Eqs. (39-45) are characteristic results in the equal-velocity quark combination (EVC). They can be directly used to test the combination hadronization mechanism of charm quarks and the validity of the EVC. They may also provide special ways to probe the properties of the QGP due to their close relationships to low p_T spectra of d and s quarks.

III. APPLICATIONS IN Au-Au COLLISIONS AT RHIC

In this section, we apply the deduced results in Sec. II to calculate the charmed hadron production at midrapidity in Au-Au collisions at $\sqrt{s_{NN}} = 200$ GeV. We first present the normalized p_T -spectra of quarks and other related parameters. We then give numerical results of hadron yield ratios. We finally present predictions for p_T spectra and p_T -integrated yield densities of different charmed hadrons.

A. The normalized p_T spectra of quarks

In the midrapidity region of Au-Au collisions at high energies, we can neglect net quark contributions and take isospin symmetric quark distributions. In this case, we only need three parameters λ_s , $R_{B/M}^{(c)}$, dN_c/dy and normalized p_T spectra of d -, s - and c -quarks as inputs. In QGP in heavy-ion collisions, λ_s takes values in the range 0.4 ~ 0.6 [38]. Here, we use yield ratio of anti-baryons, such as $\bar{\Lambda}$ to \bar{p} [38, 42, 43] to fix the value of λ_s , and the results in different centralities are shown in Table I. The $R_{B/M}^{(c)}$ and dN_c/dy will be given whenever they are needed.

For $f_d^{(n)}(p_T)$ and $f_s^{(n)}(p_T)$, we take the modified-thermal pattern,

$$f_{q_i}^{(n)}(p_T) \propto p_T^{\alpha_{q_i}} \exp(-\sqrt{p_T^2 + m_{q_i}^2}/T_{q_i}), \quad (53)$$

and extract the parameters T_{q_i} and α_{q_i} from data [43, 44] on the p_T spectra of Ξ^- baryons and ϕ mesons under EVC. The obtained results are given in Table I. We also plot $f_d^{(n)}(p_T)$ and $f_s^{(n)}(p_T)$ in Fig. 1 (a) and (b).

TABLE I: λ_s and parameters for quark distributions in different centralities in Au-Au collisions at $\sqrt{s_{NN}} = 200$ GeV.

Centrality	0-10%	10-20%	20-40%	40-60%	60-80%
λ_s	0.49	0.46	0.45	0.45	0.44
T_d (GeV)	0.27	0.26	0.25	0.24	0.23
T_s (GeV)	0.34	0.34	0.34	0.33	0.32
α_d	0.65	0.65	0.65	0.62	0.58
α_s	0.65	0.65	0.65	0.62	0.58
α_c (GeV ^{-0.5})	11	10	9	7	6
T_c (GeV)	0.45	0.45	0.45	0.45	0.44
β_c	3.65	3.45	3.20	2.85	2.80

For c -quark, we adopt the hybrid pattern [45], i.e.,

$$f_c^{(n)}(p_T) \propto \alpha_c p_T \exp(-\sqrt{p_T^2 + m_c^2}/T_c) + \sqrt{p_T} [1.0 + (\sqrt{p_T^2 + m_c^2} - m_c)/0.6]^{-\beta_c}, \quad (54)$$

based on the results after the propagation of charm quarks in the QGP medium in a Boltzmann transport approach [45]. The parameters α_c , T_c and β_c are fixed using the data on the p_T distribution of D^0 [12] and are given in Table I. We also plot in Fig. 1 (c) $f_c^{(n)}(p_T)$ in different centralities in Au-Au collisions at $\sqrt{s_{NN}} = 200$ GeV. We see that there is a stronger suppression in more central collisions, especially in the region $4 \text{ GeV} < p_T < 8 \text{ GeV}$. Shown in Fig. 1(d) are the ratios of these distributions in different centralities to that in 60-80% centrality. We see very similar behaviors as that of the nuclear modification factor R_{CP} of D^0 mesons measured in [12]. In low $p_T < 2$

GeV, p_T distributions of charm quarks are almost the same for different centralities.

Comparing the results in Fig. 1(c) to those given by Fig. 1(a) and 1(b), we see that the p_T -dependence of $f_c^{(n)}(p_T)$ is much stronger than that of $f_d^{(n)}(p_T)$ or $f_s^{(n)}(p_T)$. We therefore expect that $f_c^{(n)}(p_T)$ should have large influences both on p_T -distributions of charmed hadrons and on the ratios given in the last section.

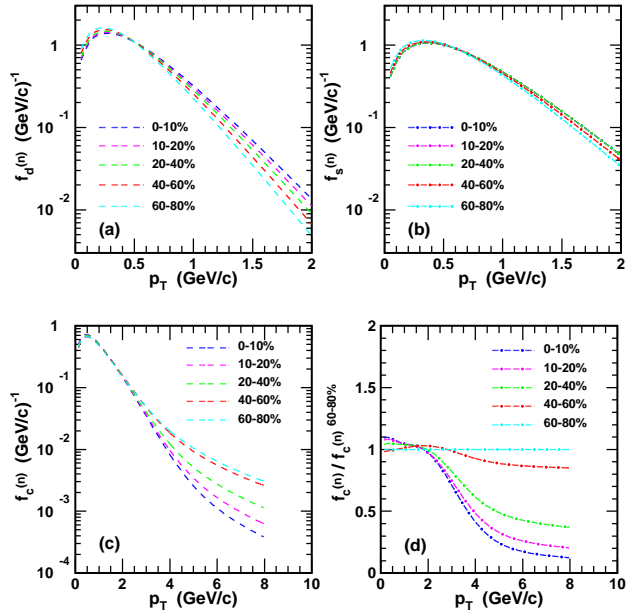


FIG. 1: (Color online) Normalized p_T spectra of (a) down, (b) strange, (c) charm quarks in different centralities in Au-Au collisions at $\sqrt{s_{NN}} = 200$ GeV. In panel (d), we have ratios of p_T distributions of charm quarks in different centralities to that in 60-80% centrality.

B. Ratios of strange to non-strange hadrons

With Eqs. (31-34), we calculate yield ratios of strange to non-strange charmed hadrons. The results are shown in Fig. 2. We see that the results are basically consistent with the data [15]. We also see that the enhancement of D_s^+/D^0 in Au-Au collisions compared to those in pp reactions at LHC [46] comes mainly from the strangeness suppression factor λ_s of the partonic matter in heavy ion collisions.

We also present the results for Ξ_c^+/Λ_c^+ , Ω_c^0/Ξ_c^0 and Ω_c^0/Λ_c^0 in Fig. 2. To see effects of quark spectra in Eqs. (31-34) on these ratios, we plot also the constant factors in the corresponding panel in Fig. 2 respectively. We see that quark distributions slightly enhance these hadron yield ratios at intermediate p_T region, but just the opposite at low p_T area.

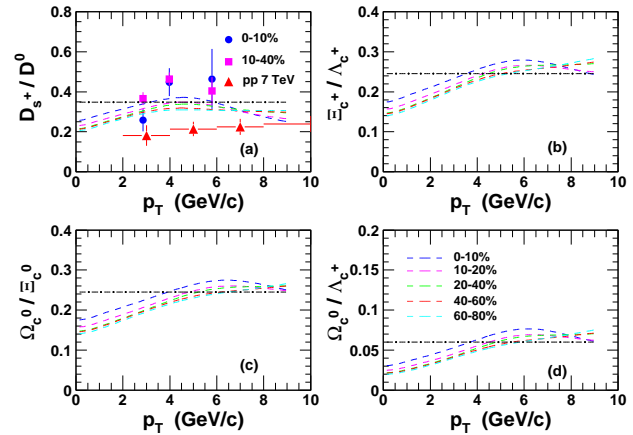


FIG. 2: (Color online) Ratios of strange to non-strange charmed hadrons as functions of p_T in Au-Au collisions at $\sqrt{s_{NN}} = 200$ GeV. The filled cycles and squares are data that are taken from [15]. The filled triangles are pp reaction data obtained at LHC [46]. The dashed-dotted line in each panel represents the constant $0.711\lambda_s$, $0.5\lambda_s$, $0.5\lambda_s$ or $0.25\lambda_s^2$ at $\lambda_s=0.49$, respectively.

C. Baryon-to-meson ratios

To calculate baryon-to-meson ratios in the charm sector, we need the parameter $R_{B/M}^{(c)}$ to determine $\mathcal{A}_B/\mathcal{A}_M$ in Eqs. (39-45). It was fixed as $R_{B/M}^{(c)} = 0.43$ in pp and p -Pb reactions at LHC energies [36, 37]. In heavy ion collisions its value may be larger due to the baryon-beneficial environment. To study the effect of $R_{B/M}^{(c)}$, we present results of calculations on Λ_c^+/D^0 in Fig. 3 with $R_{B/M}^{(c)} = 0.43, 0.60$ and 1.00, respectively.

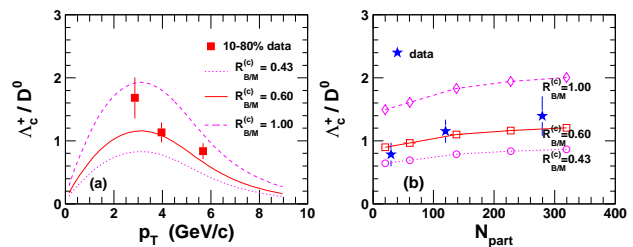


FIG. 3: (Color online) (a) Λ_c^+/D^0 as a function of p_T and (b) the p_T -integrated Λ_c^+/D^0 as a function of N_{part} in Au-Au collisions at $\sqrt{s_{NN}} = 200$ GeV. The data are taken from [14]. In (b), the open circles, squares and rhombuses connected with the dotted, solid and dashed lines to guide the eye are the calculated results with different values of $R_{B/M}^{(c)}$.

From Fig. 3, we see, just as expected, that Λ_c^+/D^0 shows a quite significant p_T -dependence and the qualitative feature is consistent with the data available [14]. We also see that $R_{B/M}^{(c)} = 0.60$ seems to be a suitable result for heavy ion collisions at top RHIC energy. In the following calculations of this paper, we show only results obtained with this value.

To further study influences of quark distributions on

baryon productions, we calculate p_T dependence of Λ_c^+/D^0 in different centralities in Au-Au collisions at $\sqrt{s_{NN}} = 200$ GeV. The results are given in Fig. 4. We see that they all exhibit similar rise-peak-fall behaviors. From central to peripheral collisions, peak values decrease from about 1.3 to 1.0 and the locations shift to lower p_T . This is due to the centrality dependence of p_T -distributions of quarks shown in Fig. 1, especially charm quarks. Other models such as the Catania model [30] that includes coalescence and fragmentation gives also the rise-peak-fall behavior of Λ_c^+/D^0 as the function of p_T . However, the Catania model [30] predicts much flatter rising behavior at low p_T region and almost no shift of peak location from RHIC to LHC energies. Experimental measurements can distinguish these different models and provide important insights into charm quark hadronization in high energy collisions.

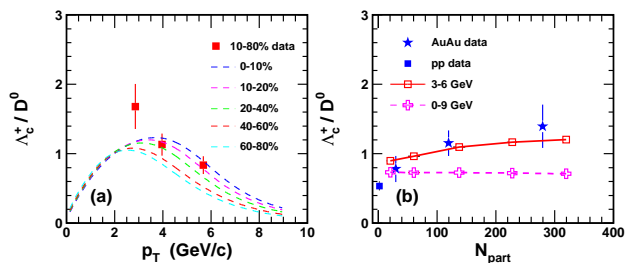


FIG. 4: (Color online) (a) Λ_c^+/D^0 as a function of p_T and (b) the p_T -integrated Λ_c^+/D^0 as a function of N_{part} in Au-Au collisions at $\sqrt{s_{NN}} = 200$ GeV. The data are taken from [14, 18]. In (b) the Au-Au data are for p_T in the range from 3 to 6 GeV and that for pp is for p_T in the range from 3 to 4 GeV.

Data of the p_T -integrated Λ_c^+/D^0 from central to peripheral Au-Au collisions at $\sqrt{s_{NN}} = 200$ GeV show a decreasing trend [14] that is different from in light sectors [47] where baryon-to-meson ratios show little centrality dependence. We see that the calculated results in the same p_T range (open squares in the figure) exhibit indeed such a trend consistent with the data [14]. However, if we take p_T integrated from 0 GeV to 9 GeV (shown by the open crosses in the figure), this trend disappears and the result is essentially independent of the centrality and lower than those integrated from 3 GeV to 6 GeV. Such properties come from the centrality dependence of c -quark distributions given by Fig. 1 where we see that a strong dependence for larger p_T but negligible in the small p_T region. The results for p_T integrated from 0 to 9 GeV are dominated by the small p_T contributions.

Encouraged by the agreements with data available, we make predictions for other similar baryon-to-meson ratios. The results are given in Figs. 5 and 6.

In Fig. 5, we see that all the ratios exhibit similar rise-peak-fall behaviors as functions of p_T , and the peak locations change from central to peripheral collisions similar to Λ_c^+/D^0 . In Fig. 6, we see similar trend for all these p_T -integrated ratios, i.e., they all show increasing tendencies for results integrated in the p_T region from 3 to 6 GeV but almost flat if integrated from 0 to 9 GeV.

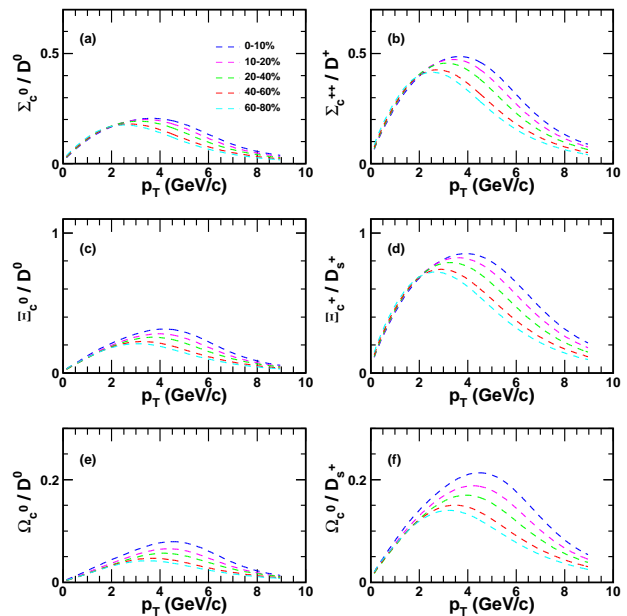


FIG. 5: (Color online) Different baryon-to-meson ratios as functions of p_T in different centralities in Au-Au collisions at $\sqrt{s_{NN}} = 200$ GeV.

At the end of this part, we would also like to emphasize that in our calculations, not merely Λ_c^+ , but all charmed baryons are enhanced according to the overall ratio $R_{B/M}^{(c)}$ that was taken as 0.60 in the calculations. This is different from other coalescence models where diquarks were introduced to intensely enhance the production of Λ_c^+ , but to less enhance or even not enhance other charmed baryons [26]. Future measurements of different charmed baryons should be very helpful in distinguishing different models and understanding the enhancement mechanism of charmed baryon production.

D. The p_T spectra of charmed hadrons

Having the p_T distributions of quarks, we not only calculate the ratios presented above but also the p_T -spectra of charmed hadrons obtained under EVC. We present the results in the following. To obtain not only the shape but also the magnitudes, we need the rapidity density of charm quarks dN_c/dy (at $y = 0$) as an input. For this purpose, we estimate it by extrapolating pp reaction data on differential cross section $d\sigma_c^{pp}/dy$ and take $dN_c/dy = \langle T_{AA} \rangle d\sigma_c^{pp}/dy$, where $\langle T_{AA} \rangle$ is the average nuclear overlap function and can be calculated by the Glauber model [48, 49]. We use $d\sigma_c^{pp}/dy = 130 \pm 30 \pm 26 \mu b$ recently measured at midrapidity in pp at $\sqrt{s} = 200$ GeV [14], and obtain $dN_c/dy = 2.945 \pm 0.680 \pm 0.589$ in the most central 0-10% collisions in Au-Au collisions at $\sqrt{s_{NN}} = 200$ GeV. Considering the data of D^0 [12], we take $dN_c/dy = 2.45$ for the centrality 0-10%. For other centralities 10-20%, 20-40%, 40-60%, 60-80%, we have $dN_c/dy = 1.54, 0.76,$

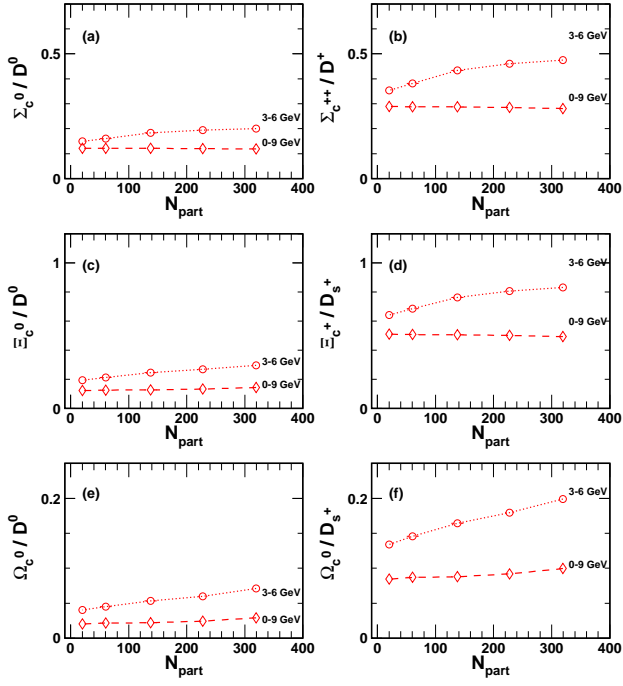


FIG. 6: (Color online) Different p_T -integrated baryon-to-meson ratios as the function of N_{part} in Au-Au collisions at $\sqrt{s_{NN}} = 200$ GeV. Open circles are for p_T integrated from 3 to 6 GeV and open rhombuses are from 0 to 9 GeV.

0.24, 0.055, respectively.

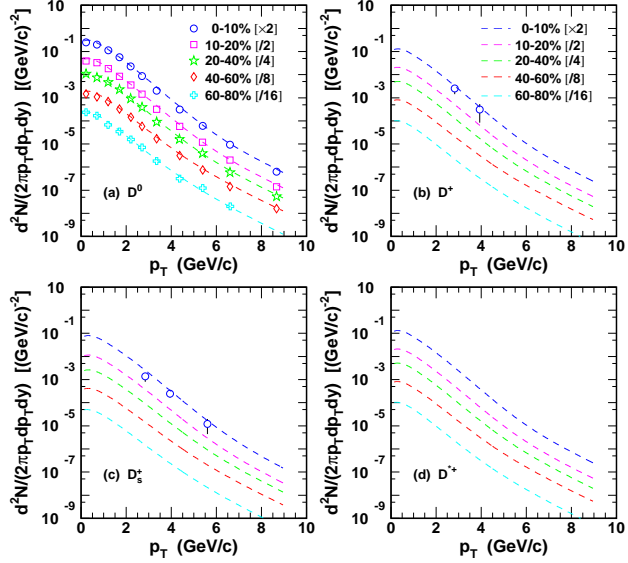


FIG. 7: (Color online) p_T spectra of open charm mesons in Au-Au collisions at $\sqrt{s_{NN}} = 200$ GeV in different centralities. The open symbols are data taken from [12, 15].

In Fig. 7, we present p_T spectra of different D mesons in Au-Au collisions at $\sqrt{s_{NN}} = 200$ GeV together with data available [12, 15]. We see that the results agree reasonably with the data. In fig. 8, we show results for differ-

ent charmed baryons. We also present p_T -integrated yield densities dN/dy of different charmed hadrons at the midrapidity in different centralities in Table II. These results can all be used to test the mechanisms in particular EVC by future experiments.

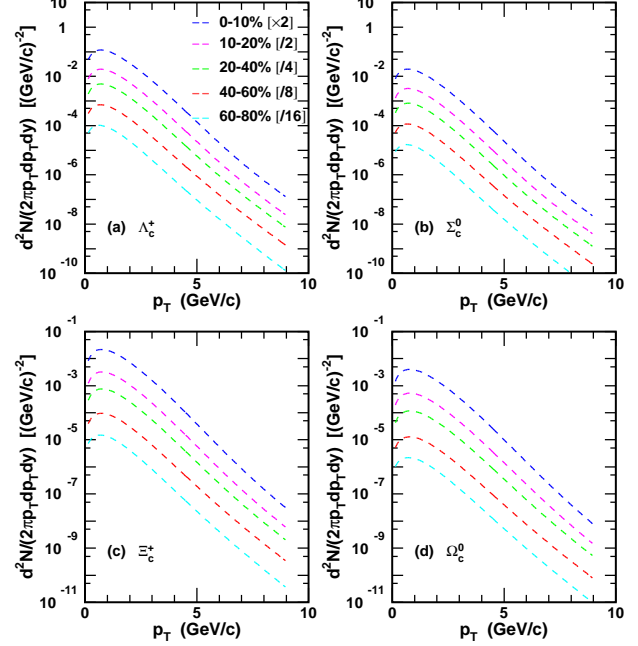


FIG. 8: (Color online) Calculated results for p_T spectra of singly charmed baryons in different centralities in Au-Au collisions at $\sqrt{s_{NN}} = 200$ GeV.

TABLE II: Yield densities dN/dy of charmed hadrons in the midrapidity in different centralities in Au-Au collisions at $\sqrt{s_{NN}} = 200$ GeV.

Hadron	0-10%	10-20%	20-40%	40-60%	60-80%
D^0	0.893	0.570	0.284	0.0898	0.0207
D^+	0.377	0.241	0.120	0.0379	0.00874
D^{*+}	0.381	0.243	0.121	0.0383	0.00883
D_s^+	0.261	0.151	0.0713	0.0223	0.00495
Λ_c^+	0.636	0.412	0.207	0.0655	0.0152
Σ_c^0	0.106	0.0687	0.0344	0.0109	0.00253
Σ_c^{*+}	0.106	0.0687	0.0344	0.0109	0.00253
Ξ_c^0	0.129	0.0758	0.0360	0.0113	0.00252
Ξ_c^+	0.129	0.0758	0.0360	0.0113	0.00252
Ω_c^0	0.0260	0.0139	0.00626	0.00194	0.000419

IV. SUMMARY

Though not much data available yet, charm hadron production seems to provide an important test of different hadronization mechanisms in heavy ion collisions. In this paper, we have derived the p_T -dependence of open charm mesons and singly charmed baryons in the quark combination model under the EVC in ultra-relativistic heavy ion collisions. We present in particular analytic expressions of two groups of hadron yield ratios, the strange to non-strange charmed hadron ratios and baryon-to-meson ratios in terms of normalized p_T spectra of quarks. We present normalized p_T spectra of quarks and numerical results for these hadron yield ratios using these quark p_T spectra. We found that the magnitude of the strange to non-strange charmed hadron ratios are mainly determined by the strangeness suppression factor and have weak p_T dependences. In contrast, there is an obvious p_T dependence for baryon-to-meson ratios determined by the quark

p_T spectra. The different baryon-to-meson ratios have similar p_T and centrality dependences sensitive to p_T distribution of c -quark. We have compared the results obtained with the data available and present predictions for future experiments. Further studies along this line can provide more sensitive tests to charm quark hadronization mechanisms and insight on properties of the QGP in heavy ion collisions.

Acknowledgements

We thank Zhang-Bu Xu for helpful discussions. This work was supported in part by the National Natural Science Foundation of China under grant 11505104, 11575100, 11675092 and 11975011 and by the Natural Science Foundation of Shandong Province, China under grant ZR2019YQ06.

-
- [1] A. Andronic, *et al.*, *Eur. Phys. J. C* **76** (3), 107 (2016).
 - [2] F. Prino and R. Rapp, *J. Phys. G* **43** (9), 093002 (2016).
 - [3] R. Rapp and H. van Hees, R.C. Hwa and X.-N. Wang eds., World Scientific (2010), arXiv:0903.1096 [hep-ph].
 - [4] N. Armesto, A. Dainese, C. A. Salgado, and U. A. Wiedemann, *Phys. Rev. D* **71** (5), 054027 (2005).
 - [5] Y. L. Dokshitzer and D. E. Kharzeev, *Phys. Lett. B* **519**, 199 (2001).
 - [6] P. Braun-Mun, *Phys. Rep.* **621**, 76-126 (2016).
 - [7] S. Batsouli, S. Kelly, M. Gyulassy, and J. L. Nagle, *Phys. Lett. B* **557**, 26 (2003).
 - [8] Nu Xu and Zhangbu Xu, *Nucl. Phys. A* **715**, 587 (2003).
 - [9] Z. W. Lin and D. Molnar, *Phys. Rev. C* **68** (4), 044901 (2003).
 - [10] G. D. Moore and D. Teaney, *Phys. Rev. C* **71** (6), 064904 (2005).
 - [11] H. van Hees, V. Greco, and R. Rapp, *Phys. Rev. C* **73** (3), 034913 (2006).
 - [12] J. Adam *et al.* (STAR Collaboration), *Phys. Rev. C* **99** (3), 034908 (2019).
 - [13] S. Acharya *et al.* (ALICE Collaboration), *JHEP* **1810**, 174 (2018).
 - [14] Sooraj Radhakrishnan (for the STAR Collaboration), *Nucl. Phys. A* **982**, 659 (2019).
 - [15] Long Zhou (for the STAR Collaboration), *Nucl. Phys. A* **967**, 620 (2017).
 - [16] S. Acharya *et al.* (ALICE Collaboration), arXiv:1906.03425v1 [nucl-ex].
 - [17] S. Acharya *et al.* (ALICE Collaboration), *Phys. Lett. B* **793**, 212 (2019).
 - [18] S. Acharya *et al.* (ALICE Collaboration), *JHEP* **1804**, 108 (2018).
 - [19] M. Lisovsky, A. Verbitskiy, O. Zenaiev, *Eur. Phys. J. C* **76** (7), 397 (2016).
 - [20] T. Sjostrand, S. Mrenna and P. Skands, *JHEP* **0605**, 026 (2006).
 - [21] R. Maciua and A. Szczurek, *Phys. Rev. D* **98** (1), 014016 (2018).
 - [22] A. Andronic, P. Braun-Munzinger, K. Redlich, and J. Stachel, *Phys. Lett. B* **659**, 149 (2008).
 - [23] I. Kuznetsova and J. Rafelski, *Eur. Phys. J. C* **51** (1), 113 (2007).
 - [24] A. Andronic *et al.*, *Eur. Phys. J. C* **76** (3), 107 (2016).
 - [25] V. Greco, C. M. Ko, and R. Rapp, *Phys. Lett. B* **595**, 202 (2004).
 - [26] Su Houng Lee, Kazuaki Ohnishi, Shigehiro Yasui, In-Kwon Yoo, and Che Ming Ko, *Phys. Rev. Lett.* **100**, 222301 (2008).
 - [27] Y. P. Liu, C. Greiner, and A. Kostyuk, *Phys. Rev. C* **87** (1), 014910 (2013).
 - [28] M. He, R. J. Fries, and R. Rapp, *Phys. Rev. C* **86** (1), 014903 (2012).
 - [29] H. J. Xu, X. Dong, L. J. Ruan, Q. Wang, Z. B. Xu, and Y. F. Zhang, *Phys. Rev. C* **89** (2), 024905 (2014).
 - [30] S. Plumari, V. Minissale, S. K. Das, G. Coci, and V. Greco, *Eur. Phys. J. C* **78** (4), 348 (2018).
 - [31] Jiaxing Zhao, Shuzhe Shi, Nu Xu, and Pengfei Zhuang, arXiv:1805.10858v1 [hep-ph].
 - [32] Min He and Ralf Rapp, arXiv:1905.09216v1 [nucl-th].
 - [33] Sungtae Cho, Kai-Jia Sun, Che Ming Ko, Su Houng Lee and Yongseok Oh, arXiv:1905.09774v3 [nucl-th].
 - [34] R. Q. Wang, J. Song, and F. L. Shao, *Phys. Rev. C* **91** (1), 014909 (2015).
 - [35] J. Song, X. R. Gou, F. L. Shao, and Z. T. Liang, *Phys. Lett. B* **774**, 516 (2017); X. R. Gou, F. L. Shao, R. Q. Wang, H. H. Li, and J. Song, *Phys. Rev. D* **96** (9), 094010 (2017).
 - [36] H.-h. Li, F.-l. Shao, J. Song, and R.-q. Wang, *Phys. Rev. C* **97** (6), 064915 (2018).
 - [37] J. Song, H.-h. Li, and F.-l. Shao, *Eur. Phys. J. C* **78** (4), 344 (2018).
 - [38] R. Q. Wang, F. L. Shao, J. Song, Q. B. Xie, and Z. T. Liang, *Phys. Rev. C* **86** (5), 054906 (2012).
 - [39] Xin Dong, Yen-Jie Lee, and Ralf Rapp, arXiv:1903.07709v1 [nucl-ex].
 - [40] M. Tanabashi *et al.* (Particle Data Group), *Phys. Rev. D* **98** (3), 030001 (2018).

- [41] B. Abelev *et al.* (ALICE Collaboration), JHEP **1207**, 191 (2012).
- [42] S. S. Adler *et al.* (PHENIX Collaboration), Phys. Rev. C **69**, 034909 (2004).
- [43] J. Adams *et al.* (STAR Collaboration), Phys. Rev. Lett. **98**, 062301 (2007).
- [44] B. I. Abelev *et al.* (STAR Collaboration), Phys. Rev. Lett. **99**, 112301 (2007).
- [45] F. Scardina, S. K. Das, V. Minissale, S. Plumari, and V. Greco, Phys. Rev. C **96** (4), 044905 (2017).
- [46] S. Acharya *et al.* (ALICE Collaboration), Eur. Phys. J. C **77** (8), 550 (2017).
- [47] F.-l. Shao, G.-j. Wang, R.-q. Wang, H.-h. Li, and J. Song, Phys. Rev. C **95** (6), 064911 (2017) and experimental references therein.
- [48] R.J. Glauber and G. Matthiae, Nucl. Phys. B **21**, 135 (1970).
- [49] Constantin Loizides, Jason Kamin, and David d'Enterria, Phys. Rev. C **97** (5), 054910 (2018).