



CERN-EP-2019-201
 LHCb-PAPER-2019-027
 February 24, 2020

Determination of quantum numbers for several excited charmed mesons observed in $B^- \rightarrow D^{*+} \pi^- \pi^-$ decays

LHCb collaboration[†]

Abstract

A four-body amplitude analysis of the $B^- \rightarrow D^{*+} \pi^- \pi^-$ decay is performed, where fractions and relative phases of the various resonances contributing to the decay are measured. Several quasi-model-independent analyses are performed aimed at searching for the presence of new states and establishing the quantum numbers of previously observed charmed meson resonances. In particular the resonance parameters and quantum numbers are determined for the $D_1(2420)$, $D_1(2430)$, $D_0(2550)$, $D_1^*(2600)$, $D_2(2740)$ and $D_3^*(2750)$ states. The mixing between the $D_1(2420)$ and $D_1(2430)$ resonances is studied and the mixing parameters are measured. The dataset corresponds to an integrated luminosity of 4.7 fb^{-1} , collected in proton-proton collisions at center-of-mass energies of 7, 8 and 13 TeV with the LHCb detector.

Published in Phys. Rev. D101 (2019) 032005

© 2020 CERN for the benefit of the LHCb collaboration. CC-BY-4.0 licence.

[†]Authors are listed at the end of this paper.

1 Introduction

Charmed-meson spectroscopy provides a powerful test of quark-model predictions in the Standard Model. Many charmed-meson states predicted in the 1980ies (see e.g. Ref. [1] and references within, and Ref. [2] for a recent update) have not yet been observed experimentally. The study of $D\pi$ final states enables a search for natural spin-parity resonances, ($P = (-1)^J$, labeled as D^*) while the study of $D^*\pi$ final states provides the possibility of studying both natural and unnatural spin-parity states, except for the $J^P = 0^+$ case, which is forbidden due to angular momentum and parity conservation. Above the ground $1S$ states (D , D^*), two of the orbital $1P$ excitations, $D_1(2420)$ and $D_2^*(2460)$, are experimentally well established [3] since they have relatively narrow widths (~ 30 MeV).¹ One of the broad $1P$ states, $D_0^*(2400)$, has been studied by the Belle, BaBar and LHCb collaborations in exclusive B decays [4–8]. Another broad $1P$ state, $D_1(2430)$, has been observed by the Belle collaboration in the amplitude analysis of $560 B^- \rightarrow D^{*+}\pi^-\pi^-$ decays [4]. The study of the $B \rightarrow D^{**}l\nu$ decay by the BaBar [9] and Belle [10] collaborations gives contradicting results on the production of $D_1(2430)$ in semileptonic B decays.

The search for excited charmed mesons, labeled D_J , can be performed using two different approaches: using inclusive reactions, or through amplitude analyses of exclusive B decays. In inclusive $D^{(*)}\pi$ production, where production of any J^P state is permitted, large data samples are obtained, however in addition to a large combinatorial background. In three-body D_J decays it is also possible to perform an angular analysis and therefore distinguish between natural and unnatural spin-parity assignments. The amplitude analysis of B decays, on the other hand, although often with limited data sample size, allows a full spin-parity analysis of the charmed mesons present in the decay. In addition, backgrounds are usually rather low and comparatively well understood.

Using the first approach, the BaBar [11] (in e^+e^- annihilations) and LHCb [12] (in pp interactions) collaborations, have analyzed the inclusive production of the $D^+\pi^-$, $D^0\pi^+$ and $D^{*+}\pi^-$ final states. Both collaborations observe four resonances, labeled by the Particle Data Group (PDG) as $D_0(2550)$, $D_J^*(2600)$, $D(2740)$ and $D_3^*(2750)$ [3]. The $D_0(2550)$ and $D(2740)$ decay angular distributions are consistent with an unnatural spin-parity, while the $D_J^*(2600)$ and $D_3^*(2750)$ states are assigned natural parities. The $D_3^*(2750)$ resonance was also observed in B -decay amplitude analyses of $B^0 \rightarrow \bar{D}^0\pi^+\pi^-$ [13] and $B^- \rightarrow D^+\pi^-\pi^+$ [14] by the LHCb collaboration, where quantum numbers were determined to be $J^P = 3^-$. For the $D_0(2550)$ meson, angular distributions are consistent with a $J^P = 0^-$ assignment, however for the other states no definite assignment exists.

This paper reports on the study of D_J spectroscopy in the $D^{*+}\pi^-$ system through an amplitude analysis of the $B^- \rightarrow D^{*+}\pi^-\pi^-$ decay.² The data sample corresponds to a total integrated luminosity of 4.7 fb^{-1} of pp collisions collected at center-of-mass energies of 7, 8 and 13 TeV with the LHCb detector. The 7 and 8 TeV dataset is labeled in the following as “Run 1” data, and the 13 TeV dataset as “Run 2” data.

The article is organized as follows. Section 2 gives details on the LHCb detector, while Sec. 3 is devoted to the description of the data selection procedure. Section 4 describes the data features and Sec. 5 is devoted to the handling of the background and the efficiency model. In Sec. 6 the amplitude analysis model is described, while Sec. 7 and Sec. 8 give

¹The system of units where $c = 1$ is adopted throughout.

²The inclusion of charge-conjugate processes is implied, unless stated.

details on the fits to the data. The measurements of the partial branching fractions are given in Sec. 9 and results are summarized in Sec. 10.

2 LHCb detector

The LHCb detector [15, 16] is a single-arm forward spectrometer covering the pseudorapidity range $2 < \eta < 5$, designed for the study of particles containing b or c quarks. The detector includes a high-precision tracking system consisting of a silicon-strip vertex detector surrounding the pp interaction region, a large-area silicon-strip detector located upstream of a dipole magnet with a bending power of about 4 Tm, and three stations of silicon-strip detectors and straw drift tubes placed downstream of the magnet. The polarity of the dipole magnet is reversed periodically throughout data-taking. The tracking system provides a measurement of the momentum of charged particles with relative uncertainty that varies from 0.5 % at low momentum (3 GeV) to 1.0 % at 200 GeV. The minimum distance of a track to a primary vertex (PV) (defined as the location of a reconstructed pp collision) the impact parameter (IP), is measured with a resolution of $(15 + 29/p_T) \mu\text{m}$, where p_T is the component of the momentum transverse to the beam, in GeV. Different types of charged hadrons are distinguished using information from two ring-imaging Cherenkov detectors. Photon, electron and hadron candidates are identified by a calorimeter system consisting of scintillating-pad and preshower detectors, an electromagnetic and a hadronic calorimeter. Muons are identified by a system composed of alternating layers of iron and multiwire proportional chambers.

The trigger consists of a hardware stage, based on information from the calorimeter and muon systems, followed by a software stage, in which all tracks with $p_T > 500$ (300) MeV are reconstructed for data collected at $\sqrt{s} = 7$ TeV (8–13 TeV). The software trigger used in this analysis requires a two-, three- or four-track secondary vertex with significant displacement from the primary pp interaction vertices. At least one charged particle must have $p_T > 1.7$ GeV and be inconsistent with originating from any PV. A multivariate algorithm [17] is used for the identification of secondary vertices consistent with the decay of a b hadron.

In the offline selection, the objects that fired the trigger are associated with reconstructed particles. Selection requirements can therefore be made not only on the software trigger that fired, but also on whether the decision was due to the signal candidate, other particles produced in the pp collision, or a combination of both. Both cases are retained for further analysis.

Simulated samples are used to characterize the detector response to signal and certain types of backgrounds. In the simulation, pp collisions are generated using PYTHIA [18] with a specific LHCb configuration [19]. Decays of hadronic particles are described by EVTGEN [20], in which final state radiation is generated using PHOTOS [21]. The interaction of the generated particles with the detector and its response are implemented using the GEANT4 toolkit [22] as described in Ref. [23].

3 Selection requirements

The selection of the B^- meson is performed using the decay chain

$$pp \rightarrow B^- X, \quad B^- \rightarrow D^{*+} \pi^- \pi^-, \quad D^{*+} \rightarrow D^0 \pi^+, \quad D^0 \rightarrow K^- \pi^+, \quad (1)$$

where X represents a system composed of any collection of charged or neutral particles. After applying selections on the quality of the B^- candidate tracks, further requirements are applied on their momenta, p , and transverse momenta, p_T . The D^0 meson is reconstructed through its $K^- \pi^+$ decay, applying loose particle identification criteria on both particles and good vertex quality requirements. The remaining tracks associated to the B^- final state form a $\pi^+ \pi^- \pi^-$ system which defines the B^- decay vertex. Very loose particle-identification criteria are applied to the three pions together with good vertex-quality and impact-parameter constraints. The invariant mass of the above $\pi^+ \pi^- \pi^-$ system is required to be below the physical boundary $m(\pi^+ \pi^- \pi^-) < 3.6$ GeV. In the data collected at $\sqrt{s} = 7$ and 8 TeV (48.5% of the total dataset), the requirement is $m(\pi^+ \pi^- \pi^-) < 3.0$ GeV, which also removes 1.2% of the signal. Although the loss in the Run 1 data is rather small, it produces a nonnegligible distortion in the B^- Dalitz plot and in the $\pi^- \pi^-$ invariant-mass distribution.

The momentum scale is calibrated using samples of $J/\psi \rightarrow \mu^+ \mu^-$ and $B^+ \rightarrow J/\psi K^+$ decays collected concurrently with the data sample used for this analysis [24,25]. The relative accuracy of this procedure is estimated to be 3×10^{-4} using samples of other fully reconstructed b hadrons, Υ and K_S^0 mesons.

Figure 1(a) shows the $D^0 \pi^+$ mass spectrum, computed as $m(K^- \pi^+ \pi_s^+) - m(K^- \pi^+) + m_{D^0}^{\text{PDG}}$ (here π_s^+ indicates the “slow pion” from the D^{*+} decay and $m_{D^0}^{\text{PDG}}$ indicates the known D^0 mass value), where a clean D^{*+} signal can be observed.

The D^{*+} candidate is selected within 3.5σ of the fitted D^{*+} mass value, where $\sigma = 0.45$ MeV is the effective mass resolution obtained from a fit to the $D^0 \pi^+$ mass spectrum with a sum of two Gaussian functions. The $B^- \rightarrow D^{*+} \pi^- \pi^-$ decay is affected by background from $\bar{B}^0 \rightarrow D^{*+} \pi^-$ decays combined with a random π^- candidate in the event. This contribution populates the high-mass sideband of the B^- signal and is removed if either $D^{*+} \pi^-$ have a mass within 2σ the \bar{B}^0 known value [3], where $\sigma = 18.5$ MeV is obtained from a Gaussian fit to the \bar{B}^0 mass distribution. The resulting $D^{*+} \pi^- \pi^-$ mass

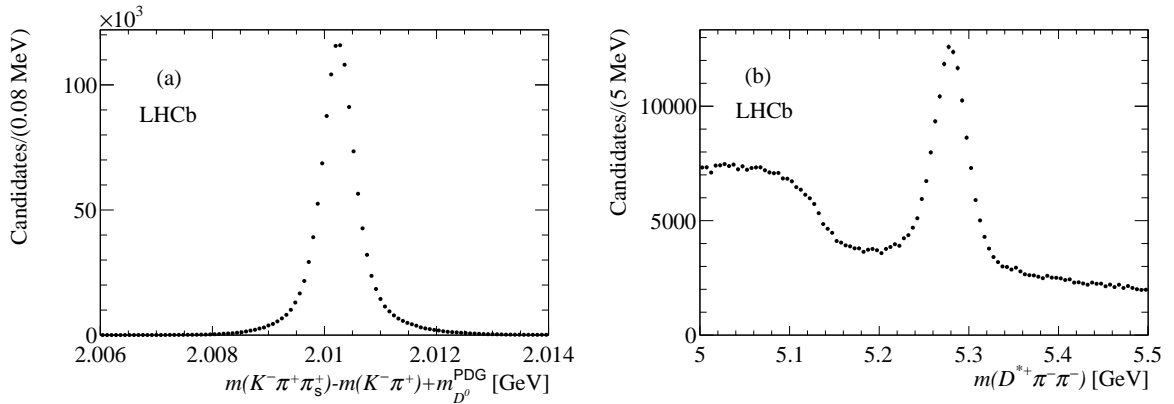


Figure 1: Distribution of (a) $m(K^- \pi^+ \pi_s^+) - m(K^- \pi^+) + m_{D^0}^{\text{PDG}}$ and (b) $D^{*+} \pi^- \pi^-$ invariant masses for candidates after the selection on the χ^2/ndf from the fit to the B^- decay tree.

distribution is shown in Fig 1(b), where the B^- signal can be observed over a significant background.

A significant source of background is due to $B^- \rightarrow D^{*+}\pi^-\pi^-\pi^0$ or $\bar{B}^0 \rightarrow D^{*+}\pi^-\pi^-\pi^+$ decays, where a pion is not reconstructed. However the $B^- \rightarrow D^{*+}\pi^-\pi^-$ mass combination from these final states populate the low-mass sideband of the B^- signal and do not extend into the signal region. A coherent source of background which could affect the signal region is due to $\bar{B}^0 \rightarrow D^{*+}\pi^-\pi^0$ decays, where the π^0 meson is not reconstructed but is replaced by a random π^- candidate from the event. In this case the $D^{*+}\pi^-$ system could have a definite spin-parity configuration, however this contribution is found to be negligible. A possible source of background comes from the $B^- \rightarrow D^{*+}K^-\pi^-$ decay, where the K^- candidate is misidentified as a pion. This background is kinematically confined in the lower sideband of the B^- signal. Its contribution relative to $B^- \rightarrow D^{*+}\pi^-\pi^-$ has been measured in Ref. [26] and found to be negligible. Therefore the background under the B^- signal is dominated by combinatorial background.

To reduce the combinatorial background while keeping enough signal for an amplitude analysis, a multivariate selection is employed, in the form of a likelihood ratio defined, for each event, as

$$\mathcal{R} = \sum_{i=1}^6 \log(P_s(i)/P_b(i)), \quad (2)$$

where i runs over a set of 6 variables and $P_s(i)$ and $P_b(i)$ are probability density functions (PDFs) of the signal and background contributions, respectively. The signal PDFs are obtained from simulated signal samples, while background PDFs are obtained from the B^- sideband regions, defined within $4.5 - 6.6\sigma$ on either side of the B^- mass peak, where σ is obtained from the fit to the $D^{*+}\pi^-\pi^-$ mass spectrum defined below. The variables used are: the B^- decay length significance, defined as the ratio between the decay length and its uncertainty; the B^- transverse momentum; the χ^2 of the primary vertex associated to the B^- meson; the B^- and D^{*+} impact parameters with respect to the primary vertex; and the χ^2/ndf from the fit to the $B^- \rightarrow (D^0(\rightarrow K^-\pi^+)\pi_s^+)\pi^-\pi^-$ decay tree.

The choice of the selection value on the variable \mathcal{R} is performed using an optimization procedure where the $D^{*+}\pi^-\pi^-$ mass spectrum of candidates selected with increasing cut on \mathcal{R} is fitted. The fits are performed using two Gaussian functions with a common mean to describe the B^- signal and a quadratic function for the background. Defining σ as the weighted mean of the widths of the two Gaussian functions, the signal region is defined within 2σ , where $\sigma = 17.7 \text{ MeV}$. For each selection the fit estimates the signal and background yields, N_{sig} and N_{bkg} . From these quantities the purity $p = \frac{N_{\text{sig}}}{N_{\text{sig}} + N_{\text{bkg}}}$ and the significance $s = \frac{N_{\text{sig}}}{\sqrt{N_{\text{sig}} + N_{\text{bkg}}}}$ are evaluated. To obtain both the largest purity and significance, the figure of merit $s \cdot p$ is evaluated. It has its maximum at $\mathcal{R} > 0.5$ which is taken as the default selection. For this selection, Fig. 2 shows the resulting $D^{*+}\pi^-\pi^-$ mass spectrum where the B^- signal is observed over small background.

For the above selection the signal purity is $p = 0.9$, while the efficiency is 81.9%. The yield within the signal region is 79 120, of which 48.5% and 51.5% are from Run 1 and Run 2, respectively. The purities of the two data sets are found to be the same. The number of events with multiple B^- candidate combinations is negligible.

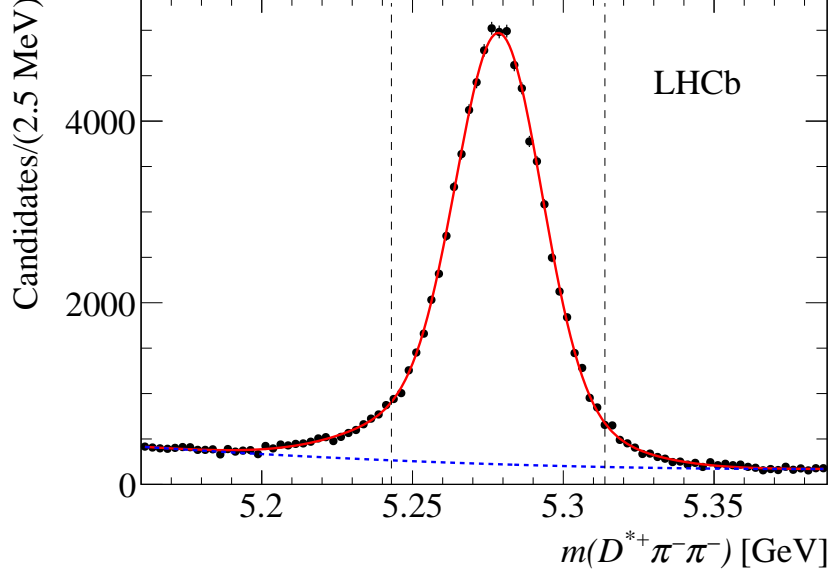


Figure 2: Mass distribution for $D^{*+}\pi^-\pi^-$ candidates after the selection $\mathcal{R} > 0.5$. The full (red) line is the result from the fit while the dotted (blue) line describes the background. The vertical dashed lines indicate the signal region.

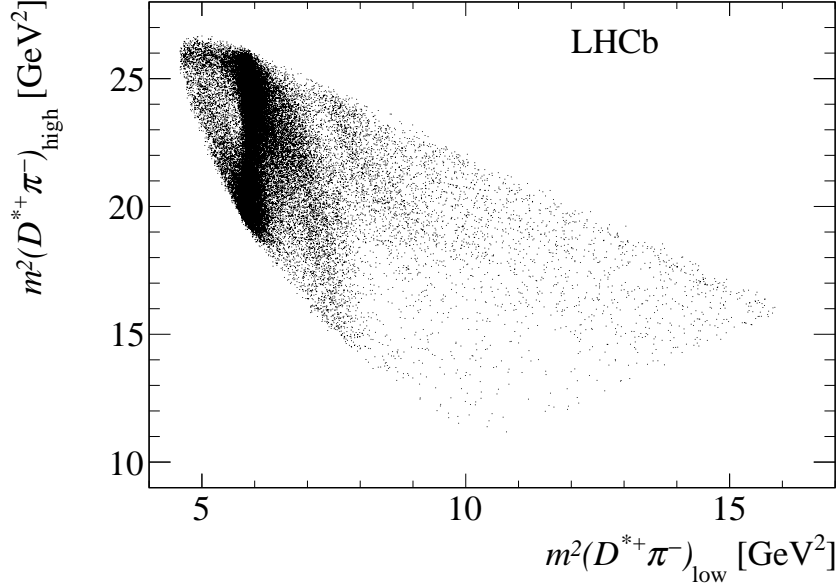


Figure 3: Dalitz plot distribution for $B^- \rightarrow D^{*+}\pi^-\pi^-$ candidates in Run 2 data.

4 The $B^- \rightarrow D^{*+}\pi^-\pi^-$ Dalitz plot

The $B^- \rightarrow D^{*+}\pi^-\pi^-$ decay mode contains two indistinguishable π^- mesons, giving two $D^{*+}\pi^-$ mass combinations. In the following, $m(D^{*+}\pi^-)_{\text{low}}$ and $m(D^{*+}\pi^-)_{\text{high}}$ indicate the lower and higher values of the two mass combinations, respectively. The B^- Dalitz plot, described as a function of $m^2(D^{*+}\pi^-)_{\text{high}}$ and $m^2(D^{*+}\pi^-)_{\text{low}}$, is shown in Fig. 3 for Run 2 data.

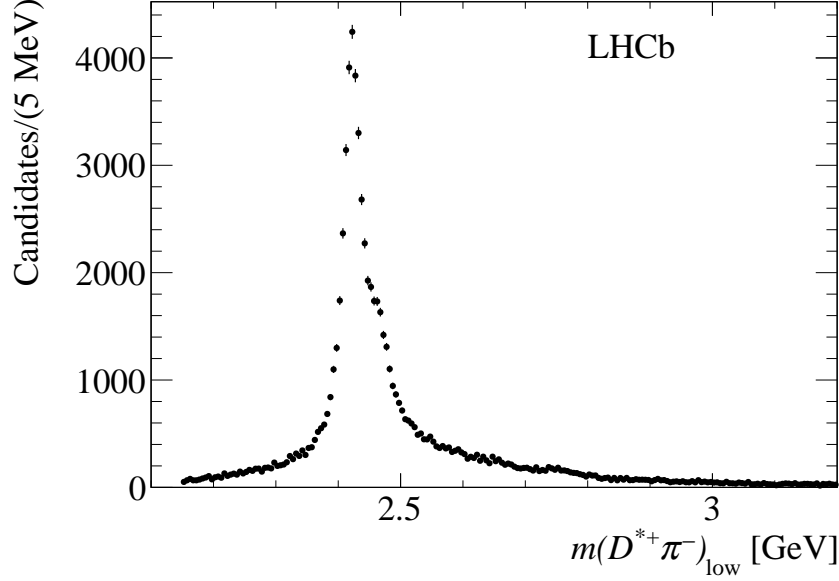


Figure 4: Distribution of $m(D^{*+}\pi^-)_{\text{low}}$ for the total dataset.

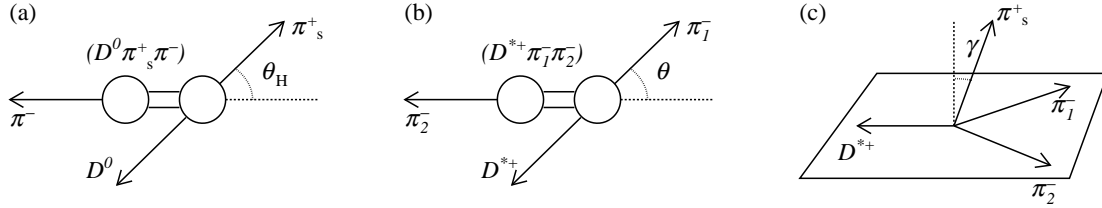


Figure 5: Definition of the angles (a) θ_H , (b) θ and (c) γ .

The Dalitz plot contains clear vertical bands in the 6 GeV^2 mass region, due to the presence of the well-known $D_1(2420)$ and $D_2^*(2460)$ resonances. The presence of further weaker bands can be observed in the higher mass region. The prominent presence of the above two resonances can be observed in the $m(D^{*+}\pi^-)_{\text{low}}$ projection, shown in Fig. 4 for the total dataset. On the other hand, the presence of additional states is rather weak in the mass projection and therefore an angular analysis is needed to separate the different contributions.

The following angles are useful in discriminating between different J^P contributions:

θ_H , the helicity angle defined as the angle between the π_s^+ direction in the $D^0\pi_s^+$ rest frame and the $D^0\pi_s^+$ direction in the $D^0\pi_s^+\pi^-$ rest frame (see Fig. 5(a));

θ , the helicity angle defined as the angle formed by the π_1^- direction in the $D^{*+}\pi_1^-$ rest frame and the $D^{*+}\pi_1^-$ direction in the $D^{*+}\pi_1^-\pi_2^-$ rest frame (see Fig. 5(b));

γ , the angle in the $D^{*+}\pi^-\pi^-$ rest frame formed by the π_s^+ direction in the $D^0\pi_s^+$ rest frame and the normal to the $D^{*+}\pi^-\pi^-$ plane (see Fig. 5(c)).

The angle θ_H is useful to discriminate between natural and unnatural spin-parity resonances for which the expected angular distributions are $\sin^2 \theta_H$ and $1 - h \cos^2 \theta_H$

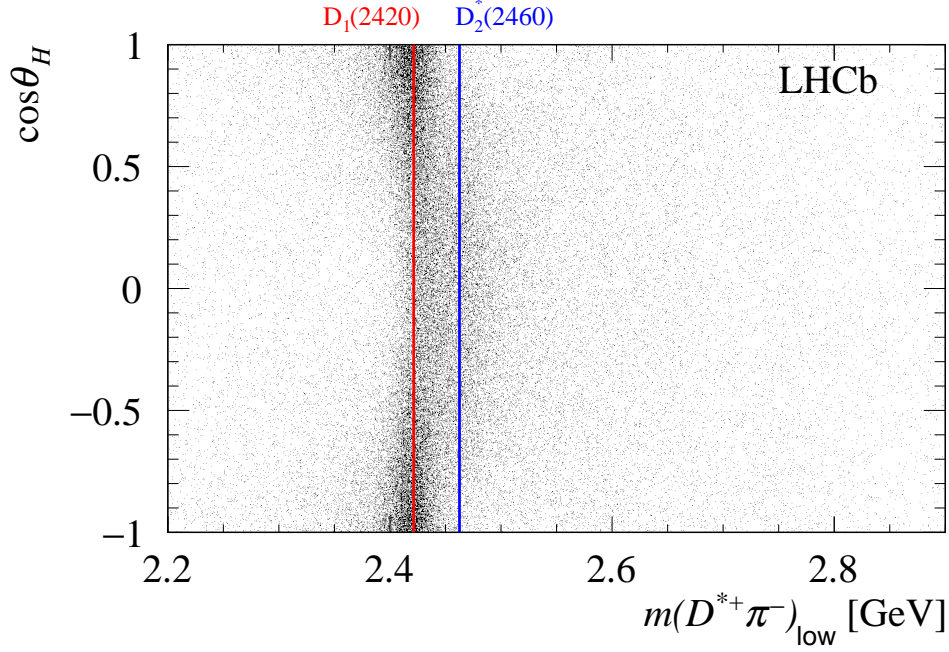


Figure 6: Two-dimensional distribution of $\cos \theta_H$ vs. $m(D^{*+}\pi^-)_{\text{low}}$. The vertical lines indicate the positions of the $D_1(2420)$ and $D_2^*(2460)$ resonances.

(where $h < 1$ depends on the properties of the decay), respectively, except for $J^P = 0^-$ where a $\cos^2 \theta_H$ distribution is expected. Figure 6 shows the two-dimensional distribution of $\cos \theta_H$ vs. $m(D^{*+}\pi^-)_{\text{low}}$. The two vertical bands are due to the $D_1(2420)$ and $D_2^*(2460)$ states which exhibit the expected $1 - h \cos^2 \theta_H$ and $\sin^2 \theta_H$ distributions, respectively.

5 Background and efficiency

5.1 Background model

The background model is obtained from the data in the signal region using the method of signal subtraction. Using the \mathcal{R} variable defined in Eq. (2), two datasets are extracted, (a) with low purity ($\mathcal{R} > 0.0$, $p_a = 0.865$ and signal yield $N_a = 77\,644$), (b) with high purity ($\mathcal{R} > 2.5$, $p_b = 0.949$ and signal yield $N_b = 34\,019$). The background distribution for a given variable is then obtained by subtracting the high-purity distributions, scaled by the factor N_a/N_b , from the low-purity distributions. The variables $m(D^{*+}\pi^-)_{\text{low}}$ and $\cos \theta$ are found to be independent and different for signal and background, therefore the resulting background model is obtained by the product of the PDFs of these distributions. Figure 7(a) shows the $m(D^{*+}\pi^-)_{\text{low}}$ distribution for the low-purity (filled points) and high-purity (open points) selections. Figure 7(b) shows the signal-subtracted distribution, where no significant resonant structure is seen. The superimposed curve is the result from a fit performed using the sum of two exponential functions multiplied by the B^- phase-space factor. Similarly, Fig. 7(c) shows the $\cos \theta$ distribution for the low-purity and high-purity samples, and Fig. 7(d) shows the signal-subtracted distribution. The curve is the result of a fit using a 6th order polynomial function.

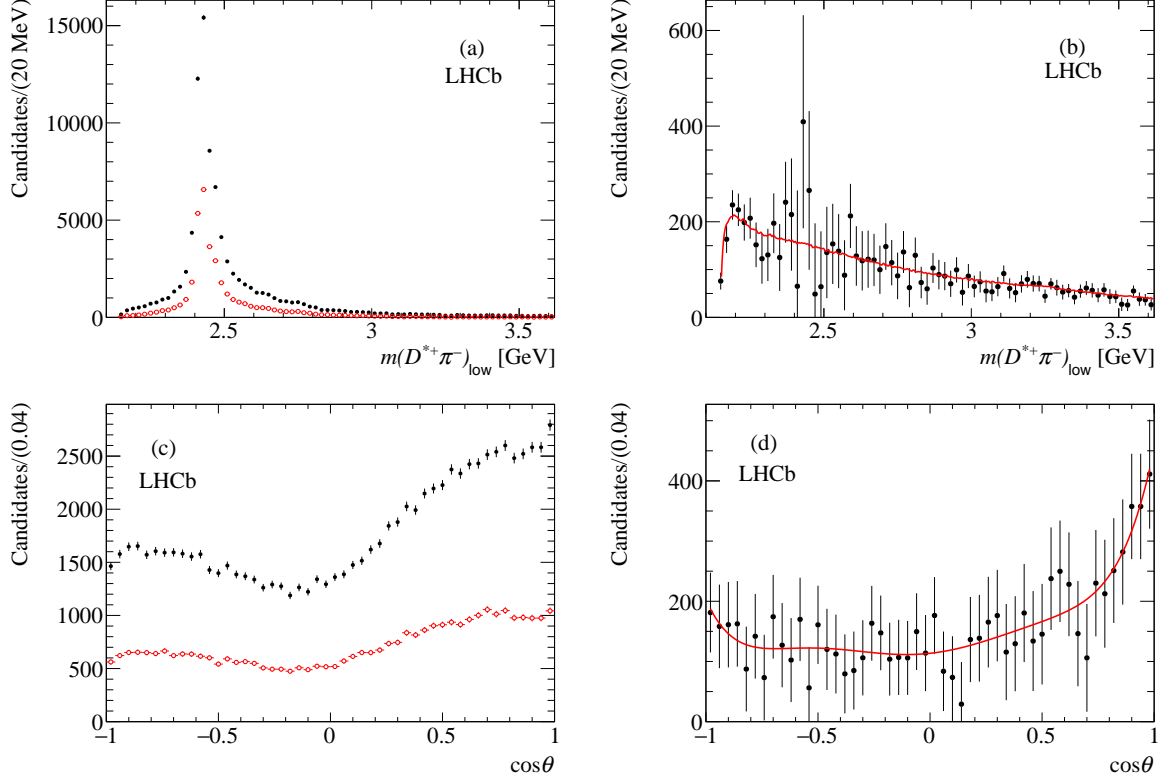


Figure 7: Distribution for low/high-purity selection (filled black/open red points) for (a) $m(D^{*+}\pi^-)_{\text{low}}$ and (c) $\cos\theta$. Signal-subtracted distributions for (b) $m(D^{*+}\pi^-)_{\text{low}}$ and (d) $\cos\theta$ with superimposed fit curves described in the text.

5.2 Efficiency

The efficiency is computed using simulated samples of signal decays analyzed using the same procedure as for data. Due to the different trigger and reconstruction methods, the efficiency is computed separately for Run 1 and Run 2 data. It is found that the efficiency mainly depends on the variables, $m(D^{*+}\pi^-)$ and $\cos\theta$. Weak or no dependence is found on other variables. The efficiency model is obtained by dividing the simulated sample into 22 slices in $\log(m(D^{*+}\pi^-)/\text{MeV})$ and fitting the $\cos\theta$ distribution for each slice using 5th order polynomial functions. The efficiency for a given value of $\log(m(D^{*+}\pi^-)/\text{MeV})$ is then obtained by linear interpolation between two adjacent bins.

Figure 8 shows the interpolated efficiency maps in the $(\log(m(D^{*+}\pi^-)/\text{MeV}), \cos\theta)$ plane, separately for Run 1 and Run 2. The empty region in Run 1 data is caused by the requirement $m(\pi^+\pi^-\pi^-) < 3.0$ GeV. Although this region is populated by a small fraction of signal, estimated using Run 2 data, this introduces some uncertainty in the description of the Run 1 data.

The mass resolution is studied as function of $m(D^{*+}\pi^-)$ using simulation. For each slice in $m(D^{*+}\pi^-)$ the difference between the generated and reconstructed mass is computed and the resulting distributions are fitted using the sum of two Gaussian functions. The effective resolution σ , increases almost linearly from $\sigma = 4$ MeV at 2.4 GeV to $\sigma = 7$ MeV at 3.0 GeV. This value of the mass resolution is much smaller than the minimum width of the known resonances present in the $D^{*+}\pi^-$ mass spectrum (for $D_1(2420)$, $\Gamma = 31$ MeV),

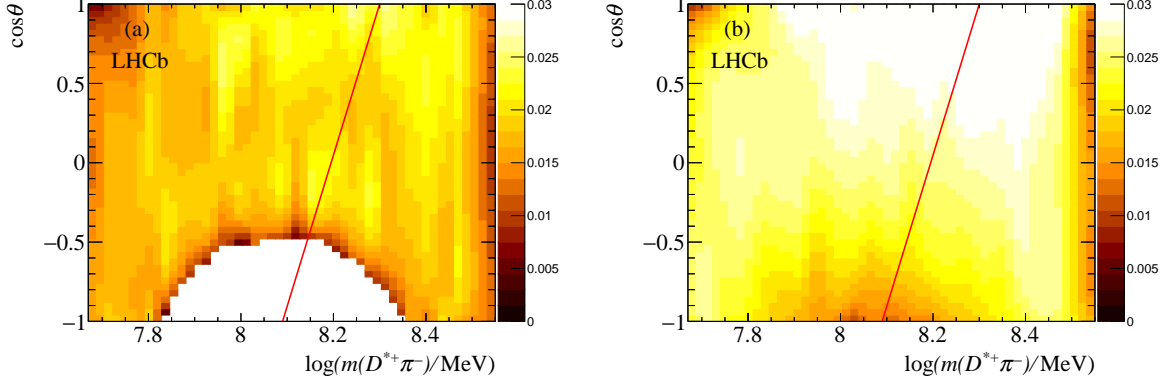


Figure 8: Interpolated efficiency as a function of $\log(m(D^{*+}\pi^-)/\text{MeV})$ and $\cos\theta$ for (a) Run 1 and (b) Run 2 data. The line indicates the regions where $\log(m(D^{*+}\pi^-)/\text{MeV})$ is taken as $\log(m(D^{*+}\pi^-)_{\text{low}}/\text{MeV})$ (left side of the line) and as $\log(m(D^{*+}\pi^-)_{\text{high}}/\text{MeV})$ (right side of the line).

therefore, in the following, resolution effects are ignored.

6 Amplitude analysis

An amplitude analysis of the four-body decay

$$B^- \rightarrow (D^0\pi^+)_{D^{*+}}\pi_1^-\pi_2^-, \quad (3)$$

where π_1^- and π_2^- indicate the two indistinguishable pions, is performed to extract the fractions and the phases of the charmed resonances contributing to the decay and to measure their parameters and quantum numbers. All the amplitudes are symmetrized according to the exchange of the π_1^- with π_2^- mesons.

6.1 Description of the amplitudes

The amplitudes contributing to the decay are parameterized using the nonrelativistic Zemach tensors formalism [27–29]. It is assumed that reaction (3) proceeds as

$$B^- \rightarrow R^0\pi_2^- \quad (4)$$

where R^0 is an intermediate charmed meson resonance which decays as

$$R^0 \rightarrow D^{*+}(\rightarrow D^0\pi_s^+)\pi_1^-. \quad (5)$$

Reaction (4) is a weak decay and does not conserve parity while reaction (5) is a strong decay and conserves both angular momentum and parity. The four particles in the final state are labeled as

$$D^0(1), \pi_s^+(2), \pi_1^-(3), \pi_2^-(4). \quad (6)$$

In the description of the decay $R^0 \rightarrow D^0\pi_s^+\pi_1^-$, the 3-vectors \mathbf{p}_i ($i=1,2,3$) indicate the momenta of the particles in the $D^0\pi_s^+\pi_1^-$ rest frame and L indicates the angular momentum between the $D^0\pi_s^+$ system and the π_1^- meson. For the resonance D^{*+} decaying

as $D^{*+} \rightarrow D^0 \pi_s^+$, the decay products D^0 and π_s^+ having 3-momenta \mathbf{p}_1 , \mathbf{p}_2 and masses m_1 and m_2 , the 3-vector \mathbf{t}_3 is defined as

$$\mathbf{t}_3 = \mathbf{p}_1 - \mathbf{p}_2 - (\mathbf{p}_1 + \mathbf{p}_2) \frac{m_1^2 - m_2^2}{m_{12}^2}, \quad (7)$$

with m_{12} indicating the $D^0 \pi_s^+$ invariant mass. To describe the decay $B^- \rightarrow R^0 \pi_2^-$, the 3-vector \mathbf{q}_4 indicates the momentum of π_2^- in the B^- rest frame.

The amplitudes are obtained as follows:

- a symmetric and traceless tensor of rank L , \mathbf{P} , constructed with \mathbf{p}_3 is used to describe the orbital angular momentum L ;
- a symmetric and traceless tensor of rank S , \mathbf{T} , constructed with \mathbf{t}_3 is used to describe the spin of intermediate resonances;
- the tensors \mathbf{P} and \mathbf{T} are then combined into a tensor \mathbf{J} of rank J to obtain the total spin J of the $D^0 \pi^+ \pi_1^-$ system;
- a symmetric and traceless tensor, \mathbf{Q} , of rank J constructed with \mathbf{q}_4 is used to describe the orbital angular momentum between R^0 and π_2^- ;
- the scalar product of the two tensors \mathbf{J} and \mathbf{Q} gives the scalar which represents the 0 spin of the B^- meson.

The resonance R^0 , having a given J^P , decays into a 1^- resonance (D^{*+}) and a 0^- particle with a given orbital angular momentum L . In a first approach, the resonance lineshape is described by a complex relativistic Breit–Wigner function, $\text{BW}(m_{123})$, with appropriate Blatt–Weisskopf centrifugal barrier factors [14, 30] which are computed assuming a radius 4.5 GeV^{-1} . In a second approach the resonance lineshapes are described by the quasi-model-independent method (QMI) [31, 32], described later.

The list of the amplitudes used in the present analysis is given in Table 1. The $J^P = 0^-$ nonresonant contribution term is omitted because it is found to be negligible.

6.2 Amplitude analysis fit

The amplitude analysis of the $D^{*+} \pi^- \pi^-$ candidates in the B^- mass region is performed using unbinned maximum-likelihood fits. The likelihood function is written as

$$\mathcal{L} = \prod_{n=1}^N \left[p \cdot \epsilon(\mathbf{x}_n) \frac{\sum_{i,j} c_i c_j^* A_i(\mathbf{x}_n) A_j^*(\mathbf{x}_n)}{\sum_{i,j} c_i c_j^* I_{A_i A_j^*}} + (1 - p) B(\mathbf{z}_n) \right] \quad (8)$$

where

- N is the number of candidates in the signal region;
- for the n^{th} event, \mathbf{x}_n is the set of variables describing the 4-body B meson decay;
- $\epsilon(\mathbf{x}_n)$ is the efficiency function;
- $A_i(\mathbf{x}_n)$ represents the i^{th} complex signal-amplitude contribution;

Table 1: List of the amplitudes used in the present analysis.

J^P	L	Amplitude
0^-	1	$\text{BW}(m_{123})[\mathbf{t}_3 \cdot \mathbf{p}_3]$
$1^+ S$	0	$\text{BW}(m_{123})[\mathbf{t}_3 \cdot \mathbf{q}_4]$
$1^+ D$	2	$\text{BW}(m_{123})[\mathbf{p}_3(\mathbf{t}_3 \cdot \mathbf{p}_3) - \frac{1}{3}(\mathbf{p}_3 \cdot \mathbf{p}_3)\mathbf{t}_3] \cdot \mathbf{q}_4$
1^-	1	$\text{BW}(m_{123})[(\mathbf{t}_3 \times \mathbf{p}_3) \cdot \mathbf{q}_4]$
$2^- P$	1	$\text{BW}(m_{123})[\frac{1}{2}(t_3^i p_3^j + t_3^j p_3^i) - \frac{1}{3}(\mathbf{t}_3 \cdot \mathbf{p}_3)\delta^{ij}] \cdot [q_4^i q_4^j - \frac{1}{3} q_4 ^2 \delta^{ij}]$
$2^- F$	3	$\text{BW}(m_{123})[(\mathbf{t}_3 \cdot \mathbf{p}_3)(p_3^i p_3^j - \frac{1}{3} p_3 ^2 \delta^{ij})] \cdot [q_4^i q_4^j - \frac{1}{3} q_4 ^2 \delta^{ij}]$
2^+	2	$\text{BW}(m_{123})[\frac{1}{2}[(\mathbf{t}_3 \times \mathbf{p}_3)^i p_3^j + p_3^i (\mathbf{t}_3 \times \mathbf{p}_3)^j] - \frac{1}{3}[(\mathbf{t}_3 \times \mathbf{p}_3) \cdot \mathbf{p}_3]\delta^{ij} \cdot [q_4^i q_4^j - \frac{1}{3} q_4 ^2 \delta^{ij}]$
3^-	3	$\text{BW}(m_{123})[(\mathbf{t}_3 \times \mathbf{p}_3)^i p_3^j p_3^k + (\mathbf{t}_3 \times \mathbf{p}_3)^k p_3^i p_3^j + (\mathbf{t}_3 \times \mathbf{p}_3)^j p_3^i p_3^k] - \frac{1}{5}[\delta^{ij}(\mathbf{t}_3 \times \mathbf{p}_3)^k + \delta^{ik}(\mathbf{t}_3 \times \mathbf{p}_3)^j + \delta^{jk}(\mathbf{t}_3 \times \mathbf{p}_3)^i][p_3^2] \cdot \frac{1}{5}[(p_4^i p_4^j p_4^k + p_4^k p_4^i p_4^j + p_4^j p_4^i p_4^k) - p_4^2(\delta^{ij} p_4^k + \delta^{ik} p_4^j + \delta^{jk} p_4^i)]$

- c_i is the complex intensity of the i^{th} signal component; the c_i parameters are allowed to vary during the fit process;
- $I_{A_i A_j^*} = \int A_i(\mathbf{x}) A_j^*(\mathbf{x}) \epsilon(\mathbf{x}) d\mathbf{x}$ are normalization integrals; numerical integration is performed on phase-space-generated decays with the B^- signal lineshape generated according to the experimental distribution;
- p is the signal purity obtained from the fit to the $D^{*+} \pi^- \pi^-$ mass spectrum;
- $B(\mathbf{z}_n)$ is the normalized background contribution, parameterized as a function of the two variables described in Sec. 5.2.

The efficiency-corrected fraction f_i due to a resonant or nonresonant contribution i is defined as follows

$$f_i \equiv \frac{|c_i|^2 \int |A_i(\mathbf{x})|^2 d\mathbf{x}}{\sum_{i,j} c_i c_j^* I_{A_i A_j^*}}. \quad (9)$$

The f_i fractions do not necessarily sum to 1 because of interference effects. The uncertainty for each f_i fraction is evaluated by propagating the full covariance matrix obtained from the fit. Similarly, the efficiency-corrected interference fractional contribution f_{ij} , for $i < j$ is defined as

$$f_{ij} \equiv \frac{\int 2\text{Re}[c_i c_j^* A_i(\mathbf{x}) A_j^*(\mathbf{x})] d\mathbf{x}}{\sum_{i,j} c_i c_j^* I_{A_i A_j^*}}. \quad (10)$$

The amplitude analysis is started by including, one by one, all the possible charmed resonance contributions with masses and widths listed in Ref. [3]. Resonances are kept if a significant likelihood increase ($\Delta(2 \log \mathcal{L}) > 3$) is observed. The list of the states giving significant contributions at the end of the process is given in the upper section of Table 2. The fit procedure is tested on pseudo-experiments using different combinations of amplitudes, input fractions and phases, obtaining a good agreement between generated and fitted values.

The quality of the description of the data is tested by the χ^2/ndf , defined as the sum of two χ^2 values, calculated from the two two-dimensional distributions $(m', \cos \theta_H)$ and $(\cos \theta, \cos \gamma)$ as

$$\chi^2 = \sum_i (N_i^{\text{model}} - N_i^{\text{data}})^2 / N_i^{\text{model}}. \quad (11)$$

Here N_i^{model} and N_i^{data} are the fit predictions and observed yields in each bin of the two-dimensional distributions. The variable ndf is defined as $\text{ndf} = N_{\text{cells}} - N_{\text{par}}$, where N_{cells} is the number of bins having at least 6 entries and N_{par} is the number of free parameters in the fit. The variable m' , defined in the range 0–1, is computed as

$$m' = \frac{1}{\pi} \arccos \left(2 \frac{m(\pi^- \pi^-) - m_{\pi^- \pi^-}^{\min}}{m_{\pi^- \pi^-}^{\max} - m_{\pi^- \pi^-}^{\min}} - 1 \right) \quad (12)$$

where $m_{\pi^- \pi^-}^{\max} = m_{B^-} - m_{D^{*+}}$ and $m_{\pi^- \pi^-}^{\min} = 2m_{\pi^-}$.

7 Fits to the data using quasi-model-independent amplitudes

It is found in several analyses that the mass terms of some amplitudes may not be well described by Breit–Wigner functions, because they are broad or because additional contributions may be present at higher mass. Therefore, for a given value of J^P , a quasi-model-independent method is tested to describe the amplitude, while leaving all the other resonances described by Breit–Wigner functions. The method is also used to perform a scan of the mass spectrum to search for additional resonances.

The $D^{*+}\pi^-$ mass spectrum is divided into 31 slices with nonuniform bin widths and, for a given contributing resonance, the complex Breit–Wigner term is replaced by a set of 31 complex coefficients (magnitude and phase) which are free to float. These values are fixed to arbitrary values in one bin, at a mass value in the 2.42 – 2.60 GeV range, depending on the amplitude and therefore the set of additional free parameters is reduced to 60.

The largest amplitude, usually the 1^+D amplitude, is taken as the reference wave. Due to the large number of fit parameters, QMI amplitudes can only be introduced one by one. The fit is performed using as free parameters the real and imaginary parts of the amplitude in each bin of the $D^{*+}\pi^-$ mass spectrum. The search for the QMI parameters is performed using a random search, starting from zero in each mass bin. The fitted solution is then given as input to a second iteration modifying the value for the fixed bin to the average value obtained from the two adjacent bins. Obvious spikes are smoothed in the input of the second iteration. Normally the second iteration converges and is able to compute the full covariance matrix. The fitted QMI amplitude is then modeled through a cubic-spline interpolation function.

The method is tested using different initial values for the first iteration. In all cases the fit converges to the same solution. It is also tested with simulation obtaining good agreement between input and fitted values of the amplitudes.

The process starts with a QMI fit to the $J^P = 1^+S$ amplitude, including all the amplitudes listed in the upper part of Table 2 and described by Breit–Wigner functions with initial parameter values fixed to those reported in Ref. [3]. In this fit, due to significant

Table 2: Resonance parameters from the amplitude analysis. The first uncertainty is statistical, the second systematic. The upper part reports the resonance parameters obtained from the amplitude analysis described in Sec. 7, the lower part those obtained from the mixing analysis described in Sec. 8.3. The labels indicating the spin-parity of $D_0(2550)$, $D_1^*(2600)$, and $D_2(2740)$ resonances are updated, with respect to those reported in Ref. [3], according to the results from the amplitude analysis reported in this work. The $D_2^*(2460)$ parameters are fixed to the world averages.

Resonance	J^P	Mass [MeV]	Width [MeV]	Significance (σ)
$D_1(2420)$	1^+	$2424.8 \pm 0.1 \pm 0.7$	$33.6 \pm 0.3 \pm 2.7$	
$D_1(2430)$	1^+	$2411 \pm 3 \pm 9$	$309 \pm 9 \pm 28$	
$D_2^*(2460)$	2^+	2460.56 ± 0.35	47.5 ± 1.1	
$D_0(2550)$	0^-	$2518 \pm 2 \pm 7$	$199 \pm 5 \pm 17$	53
$D_1^*(2600)$	1^-	$2641.9 \pm 1.8 \pm 4.5$	$149 \pm 4 \pm 20$	60
$D_2(2740)$	2^-	$2751 \pm 3 \pm 7$	$102 \pm 6 \pm 26$	16
$D_3^*(2750)$	3^-	$2753 \pm 4 \pm 6$	$66 \pm 10 \pm 14$	8.7
D_1	1^+	$2423.7 \pm 0.1 \pm 0.8$	$31.5 \pm 0.1 \pm 2.1$	
D_1'	1^+	$2452 \pm 4 \pm 15$	$444 \pm 11 \pm 36$	

interference effects between the 1^+D , the narrow 1^+S and the broad 1^+S amplitudes, the narrow $1^+D/1^+S$ $D_1(2420)$ parameters, described by a Breit–Wigner function, are left free as well. The resulting parameters for $D_1(2420)$ resonance are given in Table 2. Statistical significances are computed as the fitted fraction divided by its statistical uncertainty.

The QMI $J^P = 1^+S$ amplitude is then fixed and a QMI analysis of the $J^P = 0^-$ is performed. The process continues by fixing the $J^P = 0^-$ QMI amplitude and leaving, one by one, free Breit–Wigner parameters for all the resonances listed in the upper part of Table 2. The parameters of the $D_2^*(2460)$ resonances are fixed to the world averages because they are well determined. The process is iterative, with QMI analyses of the $J^P = 1^+S$ and $J^P = 0^-$ amplitudes and free parameters for the resonances described by Breit–Wigner functions repeated several times, until the process converges and no significant variation of the free parameters is observed. The resulting fitted parameters of $D_1^*(2600)$, $D_2(2740)$, and $D_3^*(2750)$ amplitudes are listed in Table 2. To obtain the parameters of the broad $D_1(2430)$ resonance, a fit is performed with the QMI model for the $J^P = 1^+S$ amplitude replaced by the Breit–Wigner function model. Similarly, to obtain the $D_0(2550)$ parameters, the QMI model for the $J^P = 0^-$ amplitude is replaced by the Breit–Wigner function. The presence of a broad $J^P = 1^+D$ $D_1(2430)$ contribution has been tested but excluded from the final fit. Its effect, due to the presence the broad $J^P = 1^+S$ resonance, is to produce large interference effects so that the total fraction increases to large and rather unphysical values without significantly improving the fit quality.

Figure 9 shows the fitted magnitude and phase of the 1^+S amplitude. The presence of a broad structure can be noted close to threshold with a corresponding phase motion as expected for a resonance. The magnitude and phase show further activity in the 2.8 GeV mass region, suggesting the presence of an additional 1^+S resonance. However, the introduction of a new 1^+S Breit–Wigner resonance with floating parameters in that

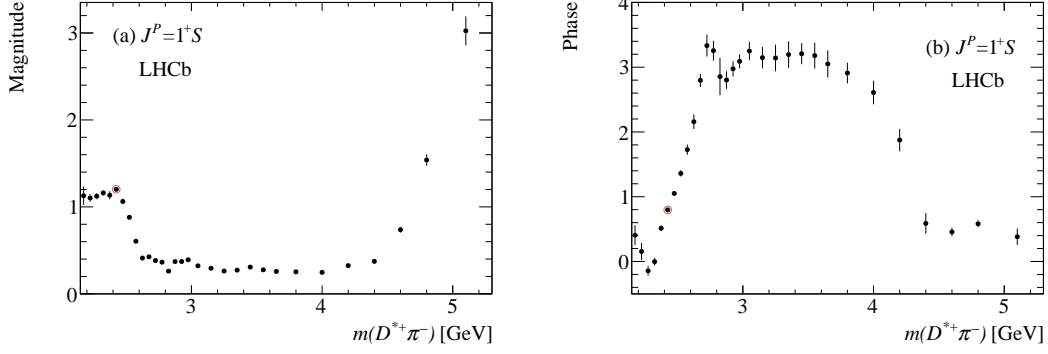


Figure 9: (a) Magnitude and (b) phase of the 1^+S amplitude from the QMI method. The red circles indicate the mass bin where the complex amplitude has been fixed.

mass region does not produce a significant contribution. The high-mass enhancement in the amplitude, on the other hand, is due to symmetrization effects due to the presence of two identical pions.

The $J^P = 0^-$ QMI magnitude and phase are shown in Fig. 10. In addition to the $D_0(2550)$ resonance, further activity can be seen in the 2.8 GeV mass region both in amplitude and phase, suggesting the presence of a possible new excited D'_0 resonance. The $J^P = 0^-$ amplitude and phase distributions are fitted using the model

$$C(m) = ps(m)e^{-am} + c_1 \text{BW}_{D_0}(m, m_0, \Gamma_0)e^{i\alpha} + c_2 \text{BW}_{D'_0}(m, m_1, \Gamma_1)e^{i\beta}, \quad (13)$$

where $ps(m)$ is the D^{*+} momentum in the $D^{*+}\pi^-$ center-of-mass frame and a , c_1 , c_2 , α and β are free parameters. The parameters of the $D_0(2550)$ resonance (m_0, Γ_0) are fixed to the values extracted from the amplitude analysis (see Table 2), while the parameters of the D'_0 resonance, (m_1, Γ_1) are free. The first term in the above equation represents a threshold $J^P = 0^-$ nonresonant term. The fit is performed in terms of real and imaginary parts of the amplitude and then converted into amplitude and phase when projected on the data in Fig. 10. The D'_0 fitted parameters are

$$m(D'_0) = 2782 \pm 13 \text{ MeV}, \quad \Gamma(D'_0) = 146 \pm 23 \text{ MeV} \quad (14)$$

and the significance, computed as the ratio between the fitted fraction divided by the statistical uncertainty, is 3.2σ . However, an attempt to include this new possible resonance in the amplitude analysis gives a fraction consistent with zero.

To search for additional states, the QMI method is used for the most significant amplitudes, *i.e.* those with $J^P = 1^-$ (Fig. 11), $J^P = 1^+D$ (Fig. 12), and $J^P = 2^+$ (Fig. 13). In mass regions where the amplitude is consistent with zero the phase is not well measured and therefore statistical uncertainties are large. Superimposed on the QMI amplitudes are the Breit–Wigner functions, with arbitrary normalizations, describing the $D_1^*(2600)$ (Fig. 11) and $D_1(2420)$ resonances (Fig. 12), respectively, using the fitted parameters given in Table 2. Similarly, the $J^P = 2^+$ amplitude is shown in Fig. 13 with $D_2^*(2460)$ resonance parameters fixed to the values reported in Ref. [3].

A good agreement between the results from the QMI method and the expected lineshape of the Breit–Wigner description of the resonances is found. In the case of the $J^P = 1^-$ amplitude no additional structure can be seen, and the enhancement at high

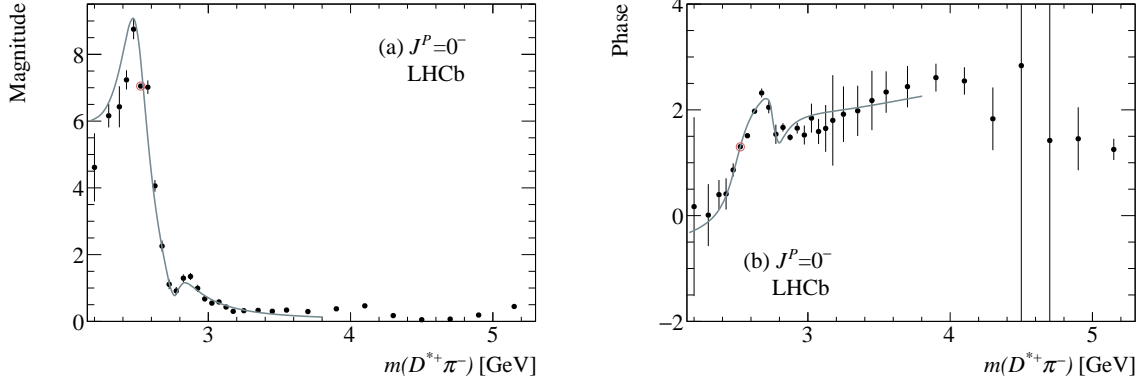


Figure 10: (a) Magnitude and (b) phase of the $J^P = 0^-$ amplitude from the QMI method. The red circle indicates the mass bin where the complex amplitude has been fixed. The curves are the result from the fit described in the text.

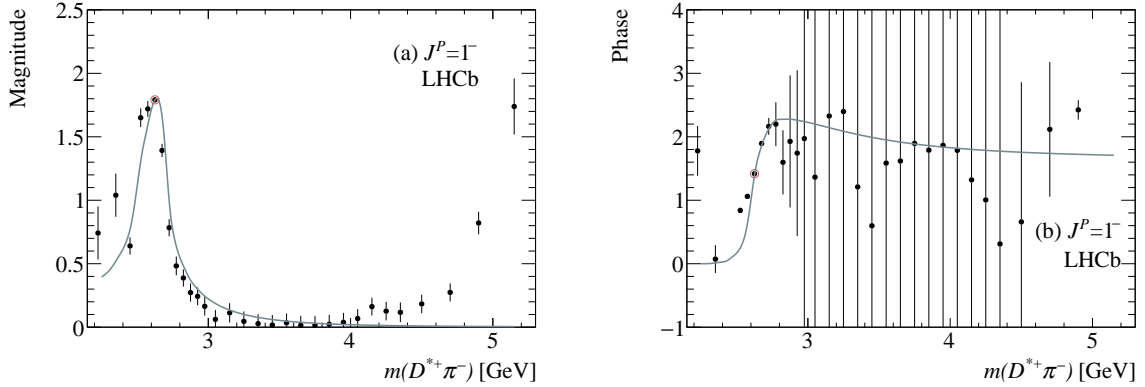


Figure 11: (a) Magnitude and (b) phase of the $J^P = 1^-$ amplitude from the QMI method. The red circle indicates the mass bin where the complex amplitude has been fixed. The curves represent the Breit–Wigner function describing the $D_1^*(2600)$ resonance.

mass can be associated to the reflection due to the presence of two identical π^- mesons. Some amplitudes as $J^P = 1^+D$, $J^P = 2^+$ and $J^P = 1^-$ evidence some points off from the Breit–Wigner behavior in the threshold region. Since in these regions phase space is limited, these effects can be due to cross-feeds from other partial waves.

8 Fit results

The data are fitted using three different models described below.

- The $J^P = 1^+S$ and $J^P = 0^-$ are described by QMI amplitudes. This model gives the best description of the data and is used to search for new states and obtain the Breit–Wigner parameters for several resonances.
- All the amplitudes are described by relativistic Breit–Wigner functions. This model is used to obtain Breit–Wigner parameters for the $D_1(2430)$ and $D_0(2550)$ resonances and measure the partial branching fractions for $\mathcal{B}(B^- \rightarrow R^0 \pi^-)$, where R^0 indicates the charmed meson intermediate state.

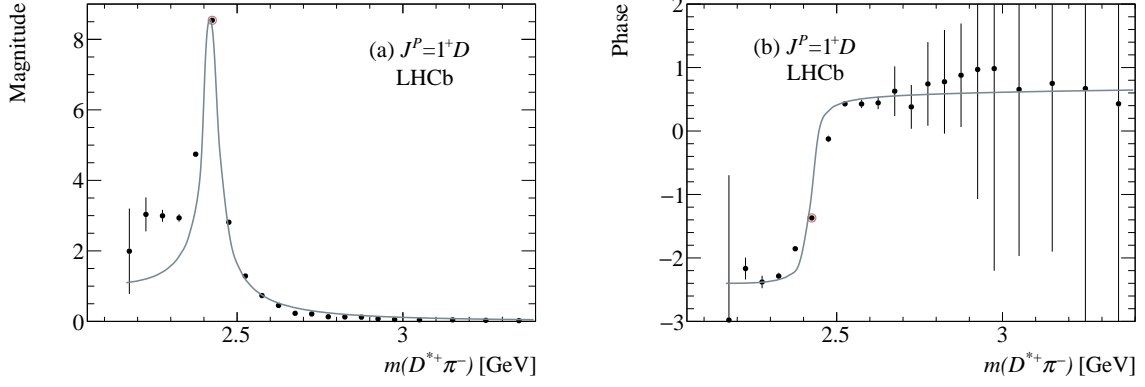


Figure 12: (a) Magnitude and (b) phase of the $J^P = 1^+ D$ amplitude from the QMI method. The red circle indicates the mass bin where the complex amplitude has been fixed. The curves represent the Breit–Wigner function describing the $D_1(2420)$ resonance.

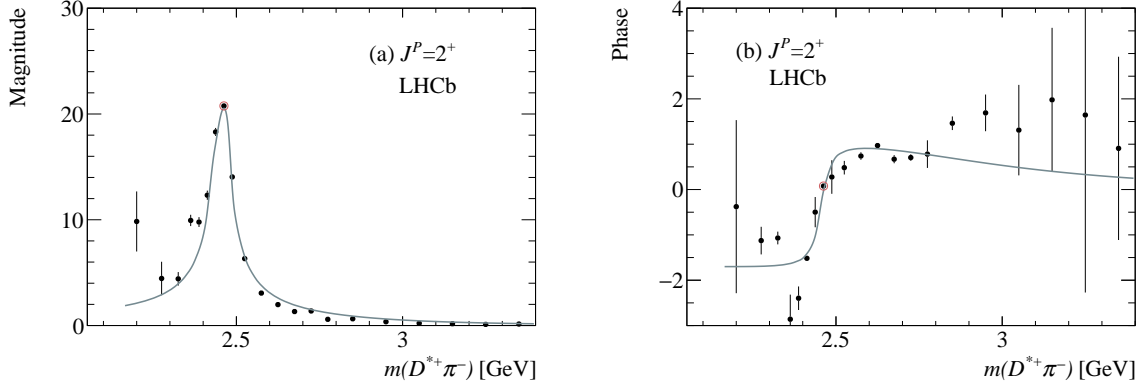


Figure 13: (a) Magnitude and (b) phase of the $J^P = 2^+$ amplitude from the QMI method. The red circle indicates the mass bin where the complex amplitude has been fixed. The curves represent the Breit–Wigner function describing the $D_2^*(2460)$ resonance.

- Mixing is allowed between the 1^+ amplitudes. This model allows to measure the D_1 and D_1' Breit–Wigner parameters and their mixing angle and phase.

8.1 Results from the QMI model

In this fitting model the $J^P = 1^+ S$ and $J^P = 0^-$ are described by QMI, while all the other amplitudes are described by relativistic Breit–Wigner functions with parameters given in Table 2. The results from the fit are given in Table 3. The dominance of the $D_1(2420)$ ($1^+ D$) resonance can be noted, with important contributions from $1^+ S$ QMI and $D_2^*(2460)$ amplitudes. The sum of fractions is larger than 100%, indicating important interference effects.

The fit projections for Run 2 data (not biased by the $\pi^+ \pi^- \pi^-$ mass cut) are shown in Fig. 14. Figure 15 shows the fit projections on $m(D^{*+} \pi^-)_{\text{low}}$ using the total dataset together with all the contributing amplitudes and the significant interference contributions. Using statistical uncertainties only, the separate fits for Run 1 and Run 2 give $\chi^2/\text{ndf} = 2348/1748 = 1.34$ and $\chi^2/\text{ndf} = 2111/1780 = 1.19$, respectively. For a fit to the

Table 3: Fit results from the amplitude analysis for the model where the $J^P = 1^+S$ and $J^P = 0^-$ amplitudes are described by QMI. The first uncertainty is statistical, the second systematic.

Resonance	J^P	fraction (%)			phase (rad)
$D_1(2420)$	1^+D	59.8 ± 0.3	± 2.9		0
1^+S QMI	1^+S	28.3 ± 0.3	± 1.9		$-1.19 \pm 0.01 \pm 0.15$
$D_2^*(2460)$	2^+	15.3 ± 0.2	± 0.3		$-0.71 \pm 0.01 \pm 0.48$
$D_1(2420)$	1^+S	2.8 ± 0.2	± 0.5		$1.43 \pm 0.02 \pm 0.31$
0^- QMI	0^-	10.6 ± 0.2	± 0.7		$1.94 \pm 0.01 \pm 0.19$
$D_1^*(2600)$	1^-	6.0 ± 0.1	± 0.6		$1.20 \pm 0.02 \pm 0.05$
$D_2(2740)$	2^-P	1.9 ± 0.1	± 0.4		$-1.57 \pm 0.04 \pm 0.15$
$D_2(2740)$	2^-F	3.2 ± 0.2	± 1.1		$1.11 \pm 0.04 \pm 0.29$
$D_3^*(2750)$	3^-	0.35 ± 0.04	± 0.05		$-1.17 \pm 0.07 \pm 0.31$
Sum		128.2 ± 0.6	± 3.8		

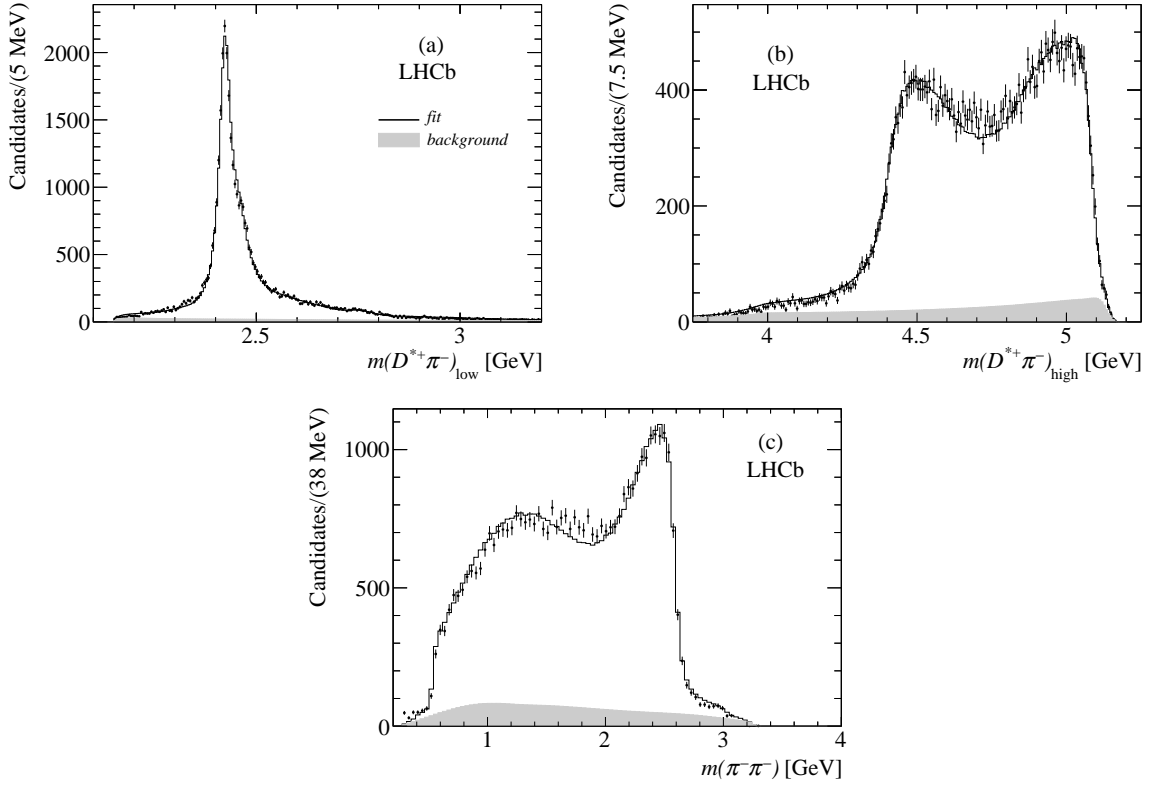


Figure 14: Projections of the fit to Run 2 data from the QMI fitting model. The background contribution is shown in gray. Data are represented with filled dots and the line is the results from the fit.

total dataset $\chi^2/\text{ndf} = 2551/1784 = 1.43$. However it has to be taken into account that in this fit the total sample size is double and therefore statistical uncertainties are smaller. These χ^2/ndf values indicate a good description of Run 2 data, but a worse description of the Run 1 data indicating some limitation in the handling of the efficiency for this data set.

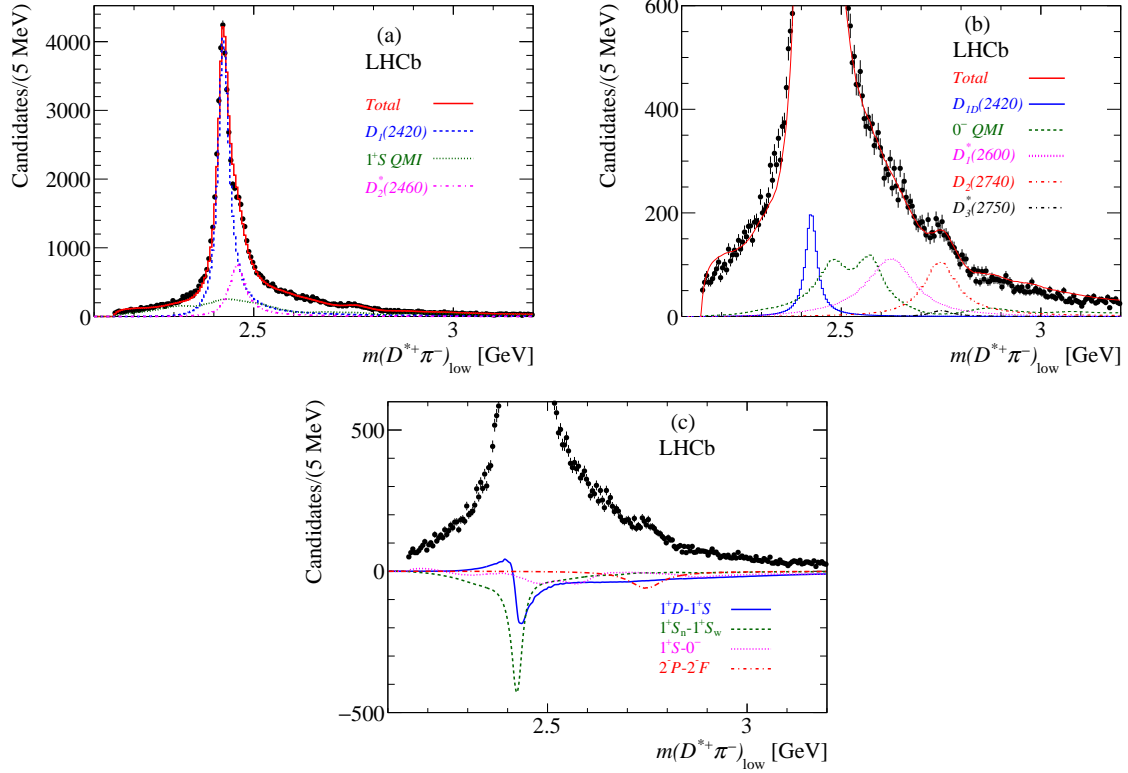


Figure 15: Projections of the fit to the total dataset from the QMI fitting model with (a,b) all amplitude contributions and (c) the significant interference terms.

8.1.1 Systematic uncertainties

Systematic uncertainties reported in Table 2 and alternative fit models (described later), whose results are given in Tables 9 and 10, are evaluated as follows. When multiple contributions are needed to describe a given effect, the average value of the absolute deviations from the reference fit is taken as a systematic uncertainty.

Table 4 gives details on the contributions to the systematic uncertainties on the fractions and phases for the model where the $J^P = 1^+S$ and $J^P = 0^-$ amplitudes are described by QMI. The effect of the background (labeled as Purity) is studied by changing the selection cut corresponding to lower (with $\mathcal{R} > 1.1$, $p = 0.92$, 66 064 candidates) or higher (with $\mathcal{R} > 0.2$, $p = 0.87$, 85 466 candidates) purity. The contribution due to the description of the resonance model (labeled as BW) is estimated by varying the Blatt–Weisskopf radius between 1 and 5 GeV^{-1} . The effect of the uncertainty on the resonance parameters is estimated by varying their values within uncertainties. The label Res.(a) indicates a variation of the parameters of a given resonance, Res.(b) indicates a variation of the parameters of all the other resonances contributing to the B^- decay. The effect of the uncertainty of the background size (labeled as Bkg size) is estimated by modifying the value of the fixed purity value in the fit (90%) by $\pm 0.5\%$. The effect of the small discrepancy between the data and fit projections on the $\cos\theta$ and $\cos\theta_H$ distribution (labeled as Data/sim) is evaluated by weighting the efficiency distribution to match the data. The effect of the limited simulation sample (labeled as Sim) is evaluated by fitting the data using 100 binned 2-dimensional efficiency tables obtained from the

Table 4: Absolute systematic uncertainties on the fractions (in %) (top), and phases (bottom) for the model where the $J^P = 1^+S$ and $J^P = 0^-$ amplitudes are described by QMI.

Resonance	J^P	Purity	BW	Res.(a)	Res.(b)	Bkg size	Data/sim	Sim	Mod	Total
$D_1(2420)$	1^+D	0.36	2.88	0.05	0.01	0.30	0.19	0.33	0.12	2.9
1^+S QMI	1^+S	0.54	1.37		0.01	0.27	0.16	0.34	1.17	1.9
$D_2^*(2460)$	2^+	0.14	0.04	0.05	0.01	0.05	0.04	0.26	0.00	0.3
$D_1(2420)$	1^+S	0.03	0.46	0.02	0.01	0.01	0.02	0.21	0.00	0.5
0^- QMI	0^-	0.07	0.08		0.01	0.03	0.07	0.17	0.69	0.72
$D_1^*(2600)$	1^-	0.05	0.53	0.01	0.01	0.02	0.06	0.14	0.04	0.6
$D_2(2740)$	2^-P	0.11	0.36	0.01	0.00	0.06	0.06	0.10	0.07	0.4
$D_2(2740)$	2^-F	0.09	1.13	0.02	0.01	0.12	0.07	0.12	0.29	1.1
$D_3^*(2750)$	3^-	0.02	0.02	0.00	0.00	0.01	0.02	0.03	0.008	0.1
1^+S QMI	1^+S	0.01	0.15		0.00	0.00	0.00	0.00	0.010	0.15
$D_2^*(2460)$	2^+	0.01	0.48	0.01	0.00	0.00	0.00	0.01	0.01	0.48
$D_1(2420)$	1^+S	0.02	0.31	0.00	0.00	0.01	0.02	0.03	0.00	0.31
0^- QMI	0^-	0.01	0.08	0.00	0.01	0.17	0.00	0.01	0.04	0.19
$D_1^*(2600)$	1^-	0.03	0.03	0.01	0.00	0.01	0.00	0.02	0.02	0.05
$D_2(2740)$	2^-P	0.04	0.14	0.02	0.00	0.00	0.01	0.04	0.02	0.15
$D_2(2740)$	2^-F	0.06	0.28	0.02	0.00	0.01	0.00	0.03	0.02	0.29
$D_3^*(2750)$	3^-	0.13	0.28	0.04	0.00	0.01	0.03	0.04	0.04	0.31

reference one through Poisson fluctuations of the entries in each bin. Virtual contributions such as $B^- \rightarrow B_v^{*0}\pi^-$ [14] (labeled as Mod) are included and excluded in the fit. The root-mean-square value of the deviations of the fraction from the reference fit are taken as systematic uncertainties. All the different contributions are added in quadrature. The dominant sources of systematic uncertainties are found to be due to the Blatt–Weisskopf radius.

Table 5 gives details on the contributions to the systematic uncertainties for the measured masses and widths of the resonances contributing to the B^- decay. In this case only the most relevant contributions are listed. From the study of large control samples, a systematic uncertainty of $0.0015Q$ on the mass scale is added, where Q is the Q -value involved in the resonance decay.

The consistency between the Run 1 and Run 2 datasets is tested performing separate fits to the data and good agreement is obtained, within the uncertainties, on fractions and relative phases. Separate fits are performed to subsamples of the data where the $D^{*+}\pi^-\pi^-$ final state is directly (69%) or undirectly (31%) selected by the trigger conditions. The fitted fractions and phases are found consistent within the statistical uncertainties. A test is performed by weighting the simulated p_T distribution to match the data and recomputing the efficiencies. The impact on the fitted fractions and phases is found to be negligible.

8.1.2 Legendre polynomial moments projections

A more detailed understanding of the resonant structures present in the $D^{*+}\pi^-$ mass spectrum and of the agreement between data and fitting model is obtained by looking at the angular distributions as functions of $\cos\theta$, $\cos\theta_H$ and $\cos\gamma$. This is obtained by weighting the $D^{*+}\pi^-$ mass spectrum by the Legendre polynomial moments computed as functions of the above three angles. The $D^{*+}\pi^-$ mass spectrum weighted by Legendre

Table 5: Systematic uncertainties contributions to the measured mass and width (in MeV) of the different resonances contributing to the B^- decay.

Resonance	Parameter	BW	Purity	Mass scale	Total
$D_1(2420)$	Mass	0.6	0.1	0.4	0.7
	Width	2.7	0.4		2.7
$D_0(2550)$	Mass	3.2	6.7	0.6	7.4
	Width	14.7	8.1		16.8
$D_1^*(2600)$	Mass	2.9	2.9	0.7	4.5
	Width	14.9	12.7		19.6
$D_2(2740)$	Mass	4.3	5.6	0.9	7.1
	Width	25.1	8.0		26.3
$D_3^*(2750)$	Mass	5.8		0.9	5.9
	Width	14.4		0.4	14.4
$D_1(2430)$	Mass	7.0	5.5	0.4	8.9
	Width	14.0	24.0		27.8

polynomial moments expressed as functions of $\cos \theta$ is shown in Fig. 16 for L between 1 and 6 and reveals a rich structure. Higher moments are consistent with zero. Equations (15) relate the moments with orbital angular momentum between the D^{*+} and π^- mesons, assuming only partial waves between $L = 0$ and $L = 3$. Here S , P , D and F indicate the magnitudes of the amplitudes with angular momenta $L = 0, 1, 2, 3$ and ϕ denotes their relative phases.

$$\begin{aligned}
\sqrt{4\pi}\langle Y_0^0 \rangle &= S^2 + P^2 + D^2 + F^2 \\
\sqrt{4\pi}\langle Y_1^0 \rangle &= 2SP \cos \phi_{SP} + 1.789PD \cos \phi_{PD} + 1.757DF \cos \phi_{DF} \\
\sqrt{4\pi}\langle Y_2^0 \rangle &= 2SD \cos \phi_{SD} + 0.894P^2 + 1.757PF \cos \phi_{PF} + 0.639D^2 + 0.596F^2 \\
\sqrt{4\pi}\langle Y_3^0 \rangle &= 2SF \cos \phi_{SF} + 1.757PD \cos \phi_{PD} + 1.193DF \cos \phi_{DF} \\
\sqrt{4\pi}\langle Y_4^0 \rangle &= 1.746PF \cos \phi_{PF} + 0.857D^2 + 0.545F^2 \\
\sqrt{4\pi}\langle Y_5^0 \rangle &= 1.699DF \cos \phi_{DF} \\
\sqrt{4\pi}\langle Y_6^0 \rangle &= 0.840F^2
\end{aligned} \tag{15}$$

A comparison with Table 1 allows for the identification of the resonant contributions to each distribution, listed in Table 6.

Significant interference effects between 1^+ amplitudes can be observed in the Y_2^0 distribution and a clean 2^+ signal due to $D_2^*(2460)$ can be seen in the Y_4^0 distribution. Other moments show rather complex structures. An overall good description of the data is obtained, although some small discrepancy can be seen in Y_3^0 and Y_5^0 . This is expected, given the large number of physical contributions (see Table 6) to the shape of the Y_L^0 moments which are also sensitive to efficiency effects.

Additional information can be obtained from the fit projections on the $D^{*+}\pi^-$ mass spectrum weighted by Legendre polynomial moments computed as functions of $\cos \theta_H$ (labeled as Y_L^H) and $\cos \gamma$ (labeled as Y_L^γ), shown in Fig. 17(a) and Fig. 17(b) respectively. The two $Y_2^H(\cos \theta_H)$ and $Y_2^\gamma(\cos \gamma)$ projections show interference effects between the $D_1(2420)$ and $D_2^*(2460)$ resonances. The Y_2^γ distribution also shows an enhancement at

Table 6: Relationship between the Legendre polynomial moments Y_L^0 and spin amplitudes. In the column describing the interfering amplitudes, the left side amplitude is intended to interfere with any of the amplitudes listed on the right side.

Moment	Squared amplitudes	Interfering amplitudes	
Y_1^0		1^+S	$0^-, 1^-, 2^-P$
		0^-	$1^+D, 2^+$
		1^-	1^+D
		1^+D	$2^-P, 2^-F, 3^-$
		2^+	$3^-, 2^-F$
Y_2^0	$0^-, 1^-, 2^-P, 1^+D, 2^+, 3^-$	1^+S	$1^+D, 2^+$
		3^-	$0^-, 1^-, 2^-P$
		2^-F	$0^-, 1^-, 2^-P$
Y_3^0		1^+S	$3^-, 2^-F$
		1^+D	$0^-, 1^-, 2^-P, 3^-, 2^-F$
		2^+	$0^+, 1^-, 3^-, 2^-F$
Y_4^0	$1^+D, 2^+$	3^-	$0^-, 2^-$
		2^-F	$0^-, 1^-, 2^-P$
Y_5^0		3^-	$1^+D, 2^+$
		2^-F	$1^+D, 2^+$
Y_6^0	$3^-, 2^-F$		

the position of the $D_1^*(2600)$ resonance. Other moments are consistent with zero.

8.1.3 Search for additional contributions and spin-parity determination

The presence of additional contributions is tested by adding them to the reference fit using the total dataset. The significance of each contribution is computed as its fitted fraction divided by its statistical uncertainty. No evidence is found for the $D_1^*(2760)$ or $D_2^*(3000)$ contributions, previously observed in the $B^- \rightarrow D^+\pi^-\pi^-$ decay [14]. Their statistical significance is found to be 2.4 and 0.0, respectively. Virtual contributions, as described in Ref. [14], are found to be small with a statistical significance of 4.4σ but ignored because they have a small fraction $(0.12 \pm 0.03)\%$, an uncertain physical meaning [14] and do not significantly improve the fit χ^2 .

The presence of a $D^0\pi^+\pi^-\pi^-$ nonresonant contribution has been tested but excluded from the final fit. Its effect, due to the presence of broad $J^P = 1^+$ resonances, is to produce large interference effects so that the total fraction increases to large and rather unphysical values without significantly improving the fit quality.

It has been noted that the QMI 1^+S amplitude (Fig. 9) shows activity both in amplitude and phase in the mass region around 2.8 GeV which could correspond to the presence of an additional D_1 resonance. A test is performed including an additional 1^+S Breit–Wigner resonance in this mass region with free parameters. However, no significant contribution for this additional state is found.

The QMI approach is used for the most significant amplitudes and Breit–Wigner behavior is obtained for $J^P = 1^+$, $J^P = 2^+$, $J^P = 0^-$ and $J^P = 1^-$ resonances. For

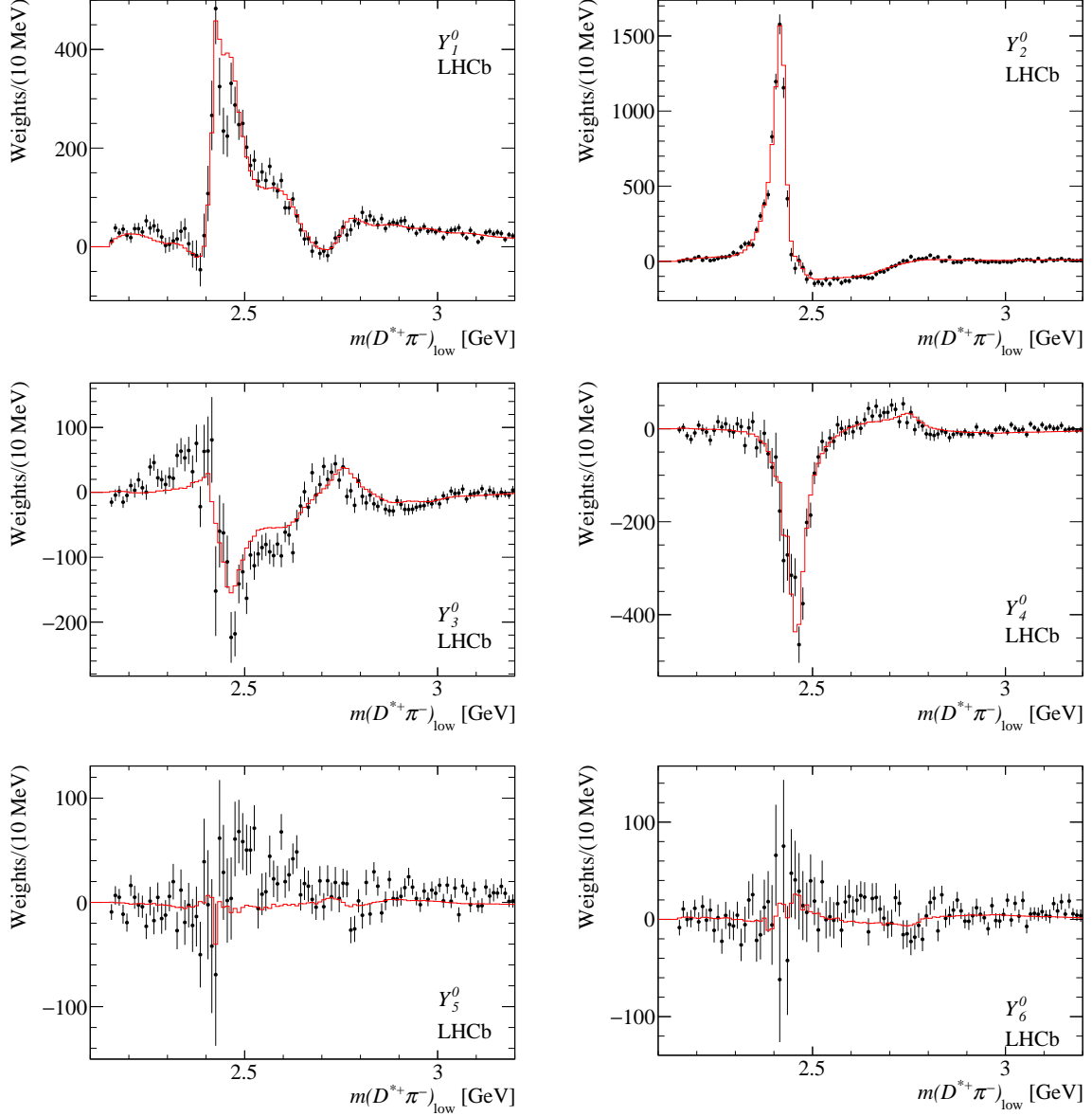


Figure 16: Legendre polynomial moments $Y_L^0(\cos\theta)$ as functions of $m(D^{*+}\pi^-)$ for Run 2 data. The data are represented by filled dots and the superimposed histograms result from the amplitude analysis described in the text.

other contributions, such as the $J^P = 2^- D_2(2740)$ or $J^P = 3^- D_3^*(2750)$ resonances, this is not possible due to the weakness of these contributions. For these two states, a spin analysis is performed. For each state additional fits are performed where the masses and widths are fixed to the results given in Table 2 but where the angular distributions are replaced by those from other possible spin assignments. For the $D_2(2740)$ resonance, $J^P = 0^-, 1^+D, 1^+S, 1^-, 2^+$ are tried but the likelihood and χ^2 variations exclude all the alternative hypotheses with significances greater than 8σ . The estimate of the significance is obtained using $\sqrt{\Delta\chi^2}$, where $\Delta\chi^2$ is the variation of the fit χ^2 for the given spin hypothesis. Similarly, for the $D_3^*(2750)$ resonance, values of $J^P = 0^-, 1^+D, 1^+S, 1^-$ and 2^+ are tried but excluded with significances greater than 8σ . In conclusion, the

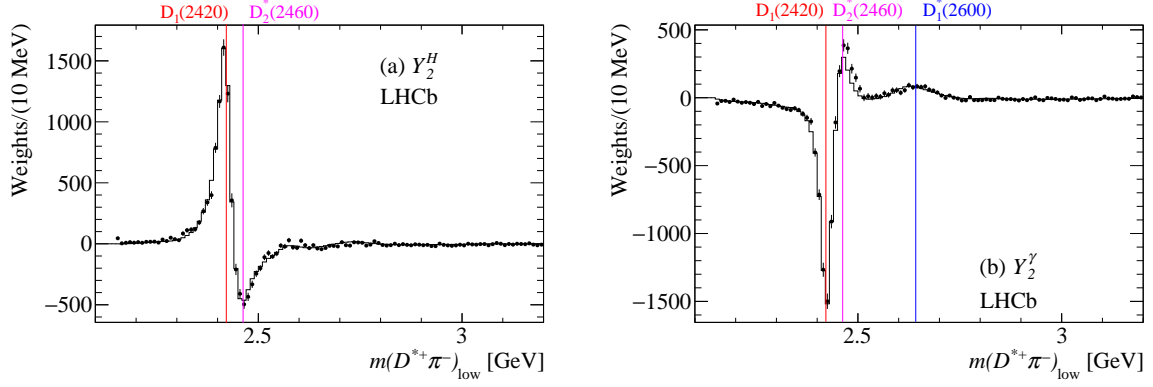


Figure 17: Distributions of the Legendre polynomial moments (a) $Y_2^H(\cos\theta_H)$ and (b) $Y_2^\gamma(\cos\gamma)$ as a function of $m(D^{*+}\pi^-)$ for Run 2 data. The data are represented by filled dots while the superimposed histograms result from the amplitude analysis described in the text. The vertical lines indicate the positions of the $D_1(2420)$, $D_2^*(2460)$ and $D_1^*(2600)$ resonances.

present analysis measures the resonance parameters and establishes the quantum numbers of the $D_0(2550)$, $D_1^*(2600)$, $D_2(2740)$ and $D_3^*(2750)$ resonances. The fitted parameters are compared with those measured by other analyses or other experiments in Table 7. Note that different methods have been used to extract the resonances parameters. The results from the BaBar [11] and LHCb [12] collaborations come from inclusive studies of the $D^+\pi^-$, $D^0\pi^+$ and $D^{*+}\pi^-$ combinations where signals are fitted directly on the mass spectra. In the case of the $D^{*+}\pi^-$ mass spectrum, resonance production is enhanced by the use of selections on the helicity angle θ_H . Cross feeds from the resonance production in the $D^{*+}\pi^-$ system are present in the $D^+\pi^-$ and $D^0\pi^+$ mass spectra. The LHCb results from Ref. [13] and [14], on the other hand, come from Dalitz plot analyses of B decays.

8.2 Results from the Breit–Wigner model

Table 2 gives the resonance parameters for the $D_1(2430)$ and $D_0(2550)$ states when they are described by relativistic Breit–Wigner functions. An amplitude analysis performed using this model gives the results shown in Table 8. In this case $\chi^2/\text{ndf} = 2348/1748 = 1.34$ and $\chi^2/\text{ndf} = 2205/1780 = 1.24$ for Run 1 and Run 2 data, respectively. Somewhat reduced fractional contributions from the $D_1(2430)$ and $D_0(2550)$ resonances with respect to the QMI approach can be seen. This effect can be understood since in this model the $J^P = 1^+S$ and $J^P = 0^-$ contributions do not include possible additional contributions from higher mass resonances. Systematic uncertainties are evaluated as described in Sec. 7.

8.3 Results from the $J^P = 1^+$ mixing model

A consequence of the heavy-quark symmetry is that, in the infinite-mass heavy quark limit, heavy-light $Q\bar{q}$ mesons can be classified in doublets labeled by the value of the total angular momentum j_q of the light degrees of freedom with respect to the heavy quark Q [33]. In the quark model j_q would be given by $j_q = s_q + L$, where L is the light quark orbital angular momentum. The Heavy Quark Effective Theory predicts that the two

Table 7: Comparison of the resonance parameters measured in the present work with previous measurements. The first uncertainty is statistical, the second systematic.

Resonance	J^P	Decays	Mass [MeV]	Width [MeV]	References
$D_0(2550)^0$	0^-	$D^{*+}\pi^-$	$2518 \pm 2 \pm 7$	$199 \pm 5 \pm 17$	This work
$D_J(2550)^0$		$D^{*+}\pi^-$	$2539.4 \pm 4.5 \pm 6.8$	$130 \pm 12 \pm 13$	BaBar [11]
$D_J(2580)^0$		$D^{*+}\pi^-$	$2579.5 \pm 3.4 \pm 3.5$	$177.5 \pm 17.8 \pm 46.0$	LHCb [12]
$D_1^*(2600)^0$	1^-	$D^{*+}\pi^-$	$2641.9 \pm 1.8 \pm 4.5$	$149 \pm 4 \pm 20$	This work
$D_J^*(2600)^0$		$D^+\pi^-$	$2608.7 \pm 2.4 \pm 2.5$	$93 \pm 6 \pm 13$	BaBar [11]
$D_J^*(2650)^0$		$D^{*+}\pi^-$	$2649.2 \pm 3.5 \pm 3.5$	$140.2 \pm 17.1 \pm 18.6$	LHCb [12]
$D_1^*(2680)^0$		$D^+\pi^-$	$2681.1 \pm 5.6 \pm 4.9$	$186.7 \pm 8.5 \pm 8.6$	LHCb [14]
$D_2(2740)^0$	2^-	$D^{*+}\pi^-$	$2751 \pm 3 \pm 7$	$102 \pm 6 \pm 26$	This work
$D_J(2750)^0$		$D^{*+}\pi^-$	$2752.4 \pm 1.7 \pm 2.7$	$71 \pm 6 \pm 11$	BaBar [11]
$D_J(2740)^0$		$D^{*+}\pi^-$	$2737.0 \pm 3.5 \pm 11.2$	$73.2 \pm 13.4 \pm 25.0$	LHCb [12]
$D_3^*(2750)^0$	3^-	$D^{*+}\pi^-$	$2753 \pm 4 \pm 6$	$66 \pm 10 \pm 14$	This work
$D_J^*(2760)^0$		$D^{*+}\pi^-$	$2761.1 \pm 5.1 \pm 6.5$	$74.4 \pm 3.4 \pm 37.0$	LHCb [12]
		$D^+\pi^-$	$2760.1 \pm 1.1 \pm 3.7$	$74.4 \pm 3.4 \pm 19.1$	LHCb [12]
		$D^+\pi^-$	$2763.3 \pm 2.3 \pm 2.3$	$60.9 \pm 5.1 \pm 3.6$	BaBar [11]
$D_J^*(2760)^+$	3^-	$D^0\pi^+$	$2771.7 \pm 1.7 \pm 3.8$	$66.7 \pm 6.6 \pm 10.5$	LHCb [12]
$D_3^*(2760)^+$		$D^0\pi^-$	$2798 \pm 7 \pm 1$	$105 \pm 18 \pm 6$	LHCb [13]
$D_3^*(2760)^0$	3^-	$D^+\pi^-$	$2775.5 \pm 4.5 \pm 4.5$	$95.3 \pm 9.6 \pm 7.9$	LHCb [14]

Table 8: Fit results from the amplitude analysis for the model where the $D_1(2430)$ and $D_0(2550)$ resonances are described by relativistic Breit–Wigner functions. The first uncertainty is statistical, the second systematic.

Resonance	J^P	fraction (%)	phase (rad)
$D_1(2420)$	1^+D	$56.5 \pm 0.3 \pm 1.1$	0
$D_1(2430)$	1^+S	$26.0 \pm 0.4 \pm 1.7$	$-1.57 \pm 0.02 \pm 0.08$
$D_2^*(2460)$	2^+	$15.4 \pm 0.2 \pm 0.1$	$-0.77 \pm 0.01 \pm 0.01$
$D_1(2420)$	1^+S	$5.9 \pm 0.5 \pm 2.9$	$1.69 \pm 0.02 \pm 0.06$
$D_0(2550)$	0^-	$5.3 \pm 0.1 \pm 0.5$	$1.50 \pm 0.02 \pm 0.06$
$D_1^*(2600)$	1^-	$5.0 \pm 0.1 \pm 0.5$	$0.76 \pm 0.02 \pm 0.03$
$D_2(2740)$	2^-P	$0.57 \pm 0.07 \pm 0.23$	$-2.14 \pm 0.07 \pm 0.16$
$D_2(2740)$	2^-F	$1.9 \pm 0.1 \pm 1.0$	$0.49 \pm 0.04 \pm 0.40$
$D_3^*(2750)$	3^-	$0.78 \pm 0.06 \pm 0.13$	$-1.54 \pm 0.05 \pm 0.04$
Sum		$117.3 \pm 0.8 \pm 3.8$	

$J^P = 1^+$ mesons, with $j_q = \frac{1}{2}$ and $j_q = \frac{3}{2}$, decay into the $D^*\pi$ final state via the S - and D -wave, respectively. Due to the finite c -quark mass, the observed physical 1^+ states can be a mixture of such pure states. The mixing can occur for instance via the common $D^*\pi$ decay channel and the resulting D_1' and D_1 amplitudes are a superposition of the S - and D -wave amplitudes

$$A^{D_1'} = A^{1S} \cos \omega - A^{1D} \sin \omega e^{i\psi}, \quad (16)$$

$$A^{D_1} = A^{1S} \sin \omega + A^{1D} \cos \omega e^{-i\psi}, \quad (17)$$

where ω is the mixing angle and ψ is a complex phase.

Table 9: Fit results from the mixing model. The first uncertainty is statistical, the second systematic.

Resonance	J^P	fraction (%)			phase (rad)
D_1	1^+	58.9	± 0.7	± 2.5	0
D'_1	1^+	21.9	± 2.2	± 3.0	$-1.06 \pm 0.10 \pm 0.05$
$D_2^*(2460)$	2^+	14.0	± 0.2	± 0.3	$2.66 \pm 0.09 \pm 0.15$
0^- QMI	0^-	6.5	± 0.2	± 1.5	$2.03 \pm 0.09 \pm 0.28$
$D_1^*(2600)$	1^-	4.9	± 0.1	± 0.5	$-2.24 \pm 0.09 \pm 0.11$
$D_2(2740)$	$2^- P$	0.72 ± 0.08	± 0.30		$-2.59 \pm 0.10 \pm 0.53$
$D_2(2740)$	$2^- F$	2.9	± 0.2	± 1.1	$0.27 \pm 0.09 \pm 0.47$
$D_3^*(2750)$	3^-	0.70 ± 0.05	± 0.10		$1.54 \pm 0.10 \pm 0.33$
Sum		110.4	± 2.3	± 4.4	

In this model the $J^P = 1^+ D'_1$ amplitude is taken as reference. The $J^P = 1^+ S$ amplitudes are described by relativistic Breit–Wigner functions with free parameters, while the $J^P = 0^-$ amplitude is described by the QMI model. All the other resonances are described by relativistic Breit–Wigner functions with parameters fixed to the values reported in Table 2. Table 9 gives details on the fractions and relative phases.

The resulting mixing parameters are

$$\omega = -0.063 \pm 0.019 \pm 0.004, \quad \psi = -0.29 \pm 0.09 \pm 0.07, \quad (18)$$

which are consistent with the results from the Belle collaboration [4]

$$\omega = -0.10 \pm 0.03 \pm 0.02 \pm 0.02, \quad \psi = 0.05 \pm 0.20 \pm 0.04 \pm 0.06. \quad (19)$$

Combining statistical and systematic uncertainties the mixing angle deviates from zero by 2.3σ .

The χ^2/ndf for the fit to the total dataset is $\chi^2/\text{ndf} = 2739/1780 = 1.54$. Systematic uncertainties on the mixing parameters, fractional contributions and relative phases are computed as described in Sec. 7. The measured D_1 and D'_1 masses and widths are reported in Table 2.

9 Measurement of the branching fractions

The known branching fraction of the $B^- \rightarrow D^{*+} \pi^- \pi^-$ decay mode is $\mathcal{B}(B^- \rightarrow D^{*+} \pi^- \pi^-) = (1.35 \pm 0.22) \times 10^{-3}$ [3]. Table 10 reports the partial branching fractions for the resonances contributing to the total branching fraction. They are obtained multiplying the B^- branching fraction by the fractional contributions obtained from the amplitude analysis performed using the Breit–Wigner model for all the resonances and reported in Table 8. For the D_1 and D'_1 branching fractions the fractional contributions obtained from the mixing model and reported in Table 9 are used. Since the uncertainty on the absolute branching fraction is large, it has been separated from the other sources of systematic uncertainty. The $D_1(2420)$ resonance decays to D - and S -wave states and therefore the two contributions are added; a similar procedure is followed for the $D_2(2740)$ resonance, which decays to P - and F -wave states.

Table 10: Summary of the measurements of the branching fractions. The first uncertainty is statistical, the second systematic, the third is due to the uncertainty on the measurement of the $B^- \rightarrow D^{*+}\pi^-\pi^-$ absolute branching fraction. A comparison with measurements obtained by the Belle collaboration [4] is shown.

Resonance	J^P	$\mathcal{B}(B^- \rightarrow R^0\pi^-) \times \mathcal{B}(R^0 \rightarrow D^{*+}\pi^-) \times 10^{-4}$			
		This analysis		Belle collaboration	
$D_1(2420)$	1^+	8.42 ± 0.08	± 0.40	± 1.40	$1.8 \pm 0.3 \pm 0.3 \pm 0.2$
$D_1(2430)$	1^+S	3.51 ± 0.06	± 0.23	± 0.57	
$D_2^*(2460)$	2^+	2.08 ± 0.03	± 0.14	± 0.34	
$D_0(2550)$	0^-	0.72 ± 0.01	± 0.07	± 0.12	
$D_1^*(2600)$	1^-	0.68 ± 0.01	± 0.07	± 0.11	
$D_2(2740)$	2^-	0.33 ± 0.02	± 0.14	± 0.05	
$D_3^*(2750)$	3^-	0.11 ± 0.01	± 0.02	± 0.02	
D_1	1^+	7.95 ± 0.09	± 0.34	± 1.30	$6.8 \pm 0.7 \pm 1.3 \pm 0.3$
D_1'	1^+	2.96 ± 0.30	± 0.41	± 0.48	$5.0 \pm 0.4 \pm 1.0 \pm 0.4$

10 Summary

A four-body amplitude analysis of the $B^- \rightarrow D^{*+}\pi^-\pi^-$ decay is performed using pp collision data, corresponding to an integrated luminosity of 4.7 fb^{-1} , collected at center-of-mass energies of 7, 8 and 13 TeV with the LHCb detector. Fractional contributions and relative phases for the different resonances contributing in the decay are measured. The data allow for several quasi-model-independent searches for the presence of new states. For the first time, the quantum numbers of previously observed charmed meson resonances are established. In particular the resonance parameters, quantum numbers and partial branching fractions are measured for the $D_1(2420)$, $D_1(2430)$, $D_0(2550)$, $D_1^*(2600)$, $D_2(2740)$ and $D_3^*(2750)$ resonances. The $J^P = 1^+S$ and $J^P = 0^-$ QMI amplitudes give indications for the presence of higher mass D_1 and D_1' resonances in the 2.80 GeV mass region. The data are fitted allowing for mixing between D_1 and D_1' resonances and their mixing parameters are measured. In particular, the mixing angle deviates from zero by 2.3σ .

Acknowledgements

We express our gratitude to our colleagues in the CERN accelerator departments for the excellent performance of the LHC. We thank the technical and administrative staff at the LHCb institutes. We acknowledge support from CERN and from the national agencies: CAPES, CNPq, FAPERJ and FINEP (Brazil); MOST and NSFC (China); CNRS/IN2P3 (France); BMBF, DFG and MPG (Germany); INFN (Italy); NWO (Netherlands); MNiSW and NCN (Poland); MEN/IFA (Romania); MSHE (Russia); MinECo (Spain); SNSF and SER (Switzerland); NASU (Ukraine); STFC (United Kingdom); DOE NP and NSF (USA). We acknowledge the computing resources that are provided by CERN, IN2P3 (France), KIT and DESY (Germany), INFN (Italy), SURF (Netherlands), PIC (Spain), GridPP (United Kingdom), RRCKI and Yandex LLC (Russia), CSCS (Switzerland), IFIN-HH (Romania), CBPF (Brazil), PL-GRID (Poland) and OSC (USA). We are indebted to

the communities behind the multiple open-source software packages on which we depend. Individual groups or members have received support from AvH Foundation (Germany); EPLANET, Marie Skłodowska-Curie Actions and ERC (European Union); ANR, Labex P2IO and OCEVU, and Région Auvergne-Rhône-Alpes (France); Key Research Program of Frontier Sciences of CAS, CAS PIFI, and the Thousand Talents Program (China); RFBR, RSF and Yandex LLC (Russia); GVA, XuntaGal and GENCAT (Spain); the Royal Society and the Leverhulme Trust (United Kingdom).

References

- [1] S. Godfrey and N. Isgur, *Mesons in a relativized quark model with chromodynamics*, Phys. Rev. **D32** (1985) 189.
- [2] S. Godfrey and K. Moats, *Properties of excited charm and charm-strange mesons*, Phys. Rev. **D93** (2016) 034035, [arXiv:1510.08305](#).
- [3] Particle Data Group, M. Tanabashi *et al.*, *Review of particle physics*, Phys. Rev. **D98** (2018) 030001.
- [4] Belle collaboration, K. Abe *et al.*, *Study of $B^- \rightarrow D^{*0}\pi^-$ ($D^{*0} \rightarrow D^{(*)+}\pi^-$) decays*, Phys. Rev. **D69** (2004) 112002, [arXiv:hep-ex/0307021](#).
- [5] BaBar collaboration, B. Aubert *et al.*, *Dalitz plot analysis of $B^- \rightarrow D^+\pi^-\pi^-$* , Phys. Rev. **D79** (2009) 112004, [arXiv:0901.1291](#).
- [6] LHCb collaboration, R. Aaij *et al.*, *First observation and amplitude analysis of the $B^- \rightarrow D^+K^-\pi^-$ decay*, Phys. Rev. **D91** (2015) 092002, Erratum *ibid.* **D93** (2016) 119901, [arXiv:1503.02995](#).
- [7] LHCb collaboration, R. Aaij *et al.*, *Dalitz plot analysis of $B^0 \rightarrow \bar{D}^0\pi^+\pi^-$ decays*, Phys. Rev. **D92** (2015) 032002, [arXiv:1505.01710](#).
- [8] LHCb collaboration, R. Aaij *et al.*, *Amplitude analysis of $B^- \rightarrow D^+\pi^-\pi^-$ decays*, Phys. Rev. **D94** (2016) 072001, [arXiv:1608.01289](#).
- [9] BaBar collaboration, B. Aubert *et al.*, *Measurement of the branching fractions of $\bar{B} \rightarrow D^{*}\ell^-\bar{\nu}_\ell$ decays in events tagged by a fully reconstructed B meson*, Phys. Rev. Lett. **101** (2008) 261802, [arXiv:0808.0528](#).
- [10] Belle collaboration, D. Liventsev *et al.*, *Study of $B \rightarrow D^{*}l\nu$ with full reconstruction tagging*, Phys. Rev. **D77** (2008) 091503, [arXiv:0711.3252](#).
- [11] BaBar collaboration, P. del Amo Sanchez *et al.*, *Observation of new resonances decaying to $D\pi$ and $D^*\pi$ in inclusive e^+e^- collisions near $\sqrt{s}=10.58$ GeV*, Phys. Rev. **D82** (2010) 111101, [arXiv:1009.2076](#).
- [12] LHCb collaboration, R. Aaij *et al.*, *Study of D_J meson decays to $D^+\pi^-$, $D^0\pi^+$ and $D^{*+}\pi^-$ final states in pp collision*, JHEP **09** (2013) 145, [arXiv:1307.4556](#).
- [13] LHCb collaboration, R. Aaij *et al.*, *Dalitz plot analysis of $B^0 \rightarrow \bar{D}^0\pi^+\pi^-$ decays*, Phys. Rev. **D92** (2015) 032002, [arXiv:1505.01710](#).

- [14] LHCb collaboration, R. Aaij *et al.*, *Amplitude analysis of $B^- \rightarrow D^+ \pi^- \pi^-$ decays*, Phys. Rev. **D94** (2016) 072001, [arXiv:1608.01289](#).
- [15] LHCb collaboration, A. A. Alves Jr. *et al.*, *The LHCb detector at the LHC*, JINST **3** (2008) S08005.
- [16] LHCb collaboration, R. Aaij *et al.*, *LHCb Detector Performance*, Int. J. Mod. Phys. **A30** (2015) 1530022, [arXiv:1412.6352](#).
- [17] V. V. Gligorov and M. Williams, *Efficient, reliable and fast high-level triggering using a bonsai boosted decision tree*, JINST **8** (2013) P02013, [arXiv:1210.6861](#).
- [18] T. Sjöstrand, S. Mrenna, and P. Skands, *PYTHIA 6.4 Physics and manual*, JHEP **05** (2006) 026, [arXiv:hep-ph/0603175](#).
- [19] I. Belyaev *et al.*, *Handling of the generation of primary events in Gauss, the LHCb simulation framework*, Nuclear Science Symposium Conference Record (NSS/MIC) **IEEE** (2010) 1155.
- [20] D. J. Lange, *The EvtGen particle decay simulation package*, Nucl. Instrum. Meth. **A462** (2001) 152.
- [21] P. Golonka and Z. Was, *PHOTOS Monte Carlo: A Precision tool for QED corrections in Z and W decays*, Eur. Phys. J. **C45** (2006) 97, [arXiv:hep-ph/0506026](#).
- [22] GEANT4 collaboration, J. Allison *et al.*, *Geant4 developments and applications*, IEEE Trans. Nucl. Sci. **53** (2006) 270; GEANT4 collaboration, S. Agostinelli *et al.*, *Geant4: A simulation toolkit*, Nucl. Instrum. Meth. **A506** (2003) 250.
- [23] M. Clemencic *et al.*, *The LHCb simulation application, Gauss: Design, evolution and experience*, J. of Phys: Conf. Ser. **331** (2011) 032023.
- [24] LHCb collaboration, R. Aaij *et al.*, *Measurements of the Λ_b^0 , Ξ_b^- , and Ω_b^- baryon masses*, Phys. Rev. Lett. **110** (2013) 182001, [arXiv:1302.1072](#).
- [25] LHCb collaboration, R. Aaij *et al.*, *Precision measurement of D meson mass differences*, JHEP **06** (2013) 065, [arXiv:1304.6865](#).
- [26] LHCb, R. Aaij *et al.*, *Observation of the $B^+ \rightarrow D^{*-} K^+ \pi^+$ decay*, Phys. Rev. **D96** (2017) 011101, [arXiv:1704.07581](#).
- [27] C. Zemach, *Three pion decays of unstable particles*, Phys. Rev. **133** (1964) B1201.
- [28] CERN-Collège de France-Madrid-Stockholm collaboration, C. Dionisi *et al.*, *Observation and quantum numbers determination of the $E(1420)$ meson in $\pi^- p$ interactions at 3.95-GeV/c*, Nucl. Phys. **B169** (1980) 1.
- [29] V. Filippini, A. Fontana, and A. Rotondi, *Covariant spin tensors in meson spectroscopy*, Phys. Rev. **D51** (1995) 2247.
- [30] J. M. Blatt and V. F. Weisskopf, *Theoretical nuclear physics*, John Wiley & Sons, New York, 1952.

- [31] E791 collaboration, E. M. Aitala *et al.*, *Model independent measurement of S-wave $K^-\pi^+$ systems using $D^+ \rightarrow K^-\pi^+\pi^+$ decays from Fermilab E791*, Phys. Rev. **D73** (2006) 032004, Erratum *ibid.* **D74** (2006) 059901, [arXiv:hep-ex/0507099](#).
- [32] BaBar collaboration, J. P. Lees *et al.*, *Measurement of the $I=1/2$ $K\pi$ S-wave amplitude from Dalitz plot analyses of $\eta_c \rightarrow K\bar{K}\pi$ in two-photon interactions*, Phys. Rev. **D93** (2016) 012005, [arXiv:1511.02310](#).
- [33] N. Isgur and M. B. Wise, *Spectroscopy with heavy quark symmetry*, Phys. Rev. Lett. **66** (1991) 1130.

LHCb collaboration

R. Aaij³⁰, C. Abellán Beteta⁴⁷, T. Ackernley⁵⁷, B. Adeva⁴⁴, M. Adinolfi⁵¹, H. Afsharnia⁸, C.A. Aidala⁷⁸, S. Aiola²⁴, Z. Ajaltouni⁸, S. Akar⁶², P. Albicocco²¹, J. Albrecht¹³, F. Alessio⁴⁵, M. Alexander⁵⁶, A. Alfonso Albero⁴³, G. Alkhazov³⁶, P. Alvarez Cartelle⁵⁸, A.A. Alves Jr⁴⁴, S. Amato², Y. Amhis¹⁰, L. An²⁰, L. Anderlini²⁰, G. Andreassi⁴⁶, M. Andreotti¹⁹, F. Archilli¹⁵, J. Arnau Romeu⁹, A. Artamonov⁴², M. Artuso⁶⁵, K. Arzymatov⁴⁰, E. Aslanides⁹, M. Atzeni⁴⁷, B. Audurier²⁵, S. Bachmann¹⁵, J.J. Back⁵³, S. Baker⁵⁸, V. Balagura^{10,b}, W. Baldini^{19,45}, A. Baranov⁴⁰, R.J. Barlow⁵⁹, S. Barsuk¹⁰, W. Barter⁵⁸, M. Bartolini^{22,h}, F. Baryshnikov⁷⁴, G. Bassi²⁷, V. Batozskaya³⁴, B. Batsukh⁶⁵, A. Battig¹³, V. Battista⁴⁶, A. Bay⁴⁶, M. Becker¹³, F. Bedeschi²⁷, I. Bediaga¹, A. Beiter⁶⁵, L.J. Bel³⁰, V. Belavin⁴⁰, S. Belin²⁵, N. Belyi⁴, V. Bellee⁴⁶, K. Belous⁴², I. Belyaev³⁷, G. Bencivenni²¹, E. Ben-Haim¹¹, S. Benson³⁰, S. Beranek¹², A. Berezhnoy³⁸, R. Bernet⁴⁷, D. Berninghoff¹⁵, H.C. Bernstein⁶⁵, E. Bertholet¹¹, A. Bertolin²⁶, C. Betancourt⁴⁷, F. Betti^{18,e}, M.O. Bettler⁵², Ia. Bezshyiko⁴⁷, S. Bhasin⁵¹, J. Bhom³², M.S. Bieker¹³, S. Bifani⁵⁰, P. Billoir¹¹, A. Birnkraut¹³, A. Bizzeti^{20,u}, M. Bjørn⁶⁰, M.P. Blago⁴⁵, T. Blake⁵³, F. Blanc⁴⁶, S. Blusk⁶⁵, D. Bobulska⁵⁶, V. Bocci²⁹, O. Boente Garcia⁴⁴, T. Boettcher⁶¹, A. Boldyrev⁷⁵, A. Bondar^{41,x}, N. Bondar³⁶, S. Borghi^{59,45}, M. Borisyak⁴⁰, M. Borsato¹⁵, J.T. Borsuk³², M. Boubdir¹², T.J.V. Bowcock⁵⁷, C. Bozzi^{19,45}, S. Braun¹⁵, A. Brea Rodriguez⁴⁴, M. Brodski⁴⁵, J. Brodzicka³², A. Brossa Gonzalo⁵³, D. Brundu^{25,45}, E. Buchanan⁵¹, A. Buonauro⁴⁷, C. Burr⁴⁵, A. Bursche²⁵, J.S. Butter³⁰, J. Buytaert⁴⁵, W. Byczynski⁴⁵, S. Cadeddu²⁵, H. Cai⁶⁹, R. Calabrese^{19,g}, S. Cali²¹, R. Calladine⁵⁰, M. Calvi^{23,i}, M. Calvo Gomez^{43,m}, A. Camboni^{43,m}, P. Campana²¹, D.H. Campora Perez⁴⁵, L. Capriotti^{18,e}, A. Carbone^{18,e}, G. Carboni²⁸, R. Cardinale^{22,h}, A. Cardini²⁵, P. Carniti^{23,i}, K. Carvalho Akiba³⁰, A. Casais Vidal⁴⁴, G. Casse⁵⁷, M. Cattaneo⁴⁵, G. Cavallero²², R. Cenci^{27,p}, J. Cerasoli⁹, M.G. Chapman⁵¹, M. Charles^{11,45}, Ph. Charpentier⁴⁵, G. Chatzikonstantinidis⁵⁰, M. Chefdeville⁷, V. Chekalina⁴⁰, C. Chen³, S. Chen²⁵, A. Chernov³², S.-G. Chitic⁴⁵, V. Chobanova⁴⁴, M. Chruszcz⁴⁵, A. Chubykin³⁶, P. Ciambrone²¹, M.F. Cicala⁵³, X. Cid Vidal⁴⁴, G. Ciezarek⁴⁵, F. Cindolo¹⁸, P.E.L. Clarke⁵⁵, M. Clemencic⁴⁵, H.V. Cliff⁵², J. Closier⁴⁵, J.L. Cobbledick⁵⁹, V. Coco⁴⁵, J.A.B. Coelho¹⁰, J. Cogan⁹, E. Cogneras⁸, L. Cojocariu³⁵, P. Collins⁴⁵, T. Colombo⁴⁵, A. Comerma-Montells¹⁵, A. Contu²⁵, N. Cooke⁵⁰, G. Coombs⁵⁶, S. Coquereau⁴³, G. Corti⁴⁵, C.M. Costa Sobral⁵³, B. Couturier⁴⁵, G.A. Cowan⁵⁵, D.C. Craik⁶¹, A. Crocombe⁵³, M. Cruz Torres¹, R. Currie⁵⁵, C.L. Da Silva⁶⁴, E. Dall'Occo³⁰, J. Dalseno^{44,51}, C. D'Ambrosio⁴⁵, A. Danilina³⁷, P. d'Argent¹⁵, A. Davis⁵⁹, O. De Aguiar Francisco⁴⁵, K. De Bruyn⁴⁵, S. De Capua⁵⁹, M. De Cian⁴⁶, J.M. De Miranda¹, L. De Paula², M. De Serio^{17,d}, P. De Simone²¹, J.A. de Vries³⁰, C.T. Dean⁶⁴, W. Dean⁷⁸, D. Decamp⁷, L. Del Buono¹¹, B. Delaney⁵², H.-P. Dembinski¹⁴, M. Demmer¹³, A. Dendek³³, V. Denysenko⁴⁷, D. Derkach⁷⁵, O. Deschamps⁸, F. Desse¹⁰, F. Dettori²⁵, B. Dey⁶, A. Di Canto⁴⁵, P. Di Nezza²¹, S. Didenko⁷⁴, H. Dijkstra⁴⁵, F. Dordei²⁵, M. Dorigo^{27,y}, A.C. dos Reis¹, A. Dosil Suárez⁴⁴, L. Douglas⁵⁶, A. Dovbnya⁴⁸, K. Dreimanis⁵⁷, M.W. Dudek³², L. Dufour⁴⁵, G. Dujany¹¹, P. Durante⁴⁵, J.M. Durham⁶⁴, D. Dutta⁵⁹, R. Dzhelyadin^{42,†}, M. Dziwiecki¹⁵, A. Dziurda³², A. Dzyuba³⁶, S. Easo⁵⁴, U. Egede⁵⁸, V. Egorychev³⁷, S. Eidelman^{41,x}, S. Eisenhardt⁵⁵, R. Ekelhof¹³, S. Ek-In⁴⁶, L. Eklund⁵⁶, S. Ely⁶⁵, A. Ene³⁵, S. Escher¹², S. Esen³⁰, T. Evans⁴⁵, A. Falabella¹⁸, J. Fan³, N. Farley⁵⁰, S. Farry⁵⁷, D. Fazzini¹⁰, M. Féo⁴⁵, P. Fernandez Declara⁴⁵, A. Fernandez Prieto⁴⁴, F. Ferrari^{18,e}, L. Ferreira Lopes⁴⁶, F. Ferreira Rodrigues², S. Ferreres Sole³⁰, M. Ferro-Luzzi⁴⁵, S. Filippov³⁹, R.A. Fini¹⁷, M. Fiorini^{19,g}, M. Firlej³³, K.M. Fischer⁶⁰, C. Fitzpatrick⁴⁵, T. Fiutowski³³, F. Fleuret^{10,b}, M. Fontana⁴⁵, F. Fontanelli^{22,h}, R. Forty⁴⁵, V. Franco Lima⁵⁷, M. Franco Sevilla⁶³, M. Frank⁴⁵, C. Frei⁴⁵, D.A. Friday⁵⁶, J. Fu^{24,q}, W. Funk⁴⁵, E. Gabriel⁵⁵, A. Gallas Torreira⁴⁴, D. Galli^{18,e}, S. Gallorini²⁶, S. Gambetta⁵⁵, Y. Gan³, M. Gandelman², P. Gandini²⁴, Y. Gao³, L.M. Garcia Martin⁷⁷, J. García Pardiñas⁴⁷, B. Garcia Plana⁴⁴, F.A. Garcia Rosales¹⁰,

J. Garra Tico⁵², L. Garrido⁴³, D. Gascon⁴³, C. Gaspar⁴⁵, G. Gazzoni⁸, D. Gerick¹⁵,
 E. Gersabeck⁵⁹, M. Gersabeck⁵⁹, T. Gershon⁵³, D. Gerstel⁹, Ph. Ghez⁷, V. Gibson⁵²,
 A. Gioventù⁴⁴, O.G. Girard⁴⁶, P. Gironella Gironell⁴³, L. Giubega³⁵, C. Giugliano¹⁹,
 K. Gizdov⁵⁵, V.V. Gligorov¹¹, C. Göbel⁶⁷, D. Golubkov³⁷, A. Golutvin^{58,74}, A. Gomes^{1,a},
 I.V. Gorelov³⁸, C. Gotti^{23,i}, E. Govorkova³⁰, J.P. Grabowski¹⁵, R. Graciani Diaz⁴³,
 T. Grammatico¹¹, L.A. Granado Cardoso⁴⁵, E. Graugés⁴³, E. Graverini⁴⁶, G. Graziani²⁰,
 A. Grecu³⁵, R. Greim³⁰, P. Griffith¹⁹, L. Grillo⁵⁹, L. Gruber⁴⁵, B.R. Gruberg Cazon⁶⁰, C. Gu³,
 E. Gushchin³⁹, A. Guth¹², Yu. Guz^{42,45}, T. Gys⁴⁵, T. Hadavizadeh⁶⁰, C. Hadjivasiliou⁸,
 G. Haefeli⁴⁶, C. Haen⁴⁵, S.C. Haines⁵², P.M. Hamilton⁶³, Q. Han⁶, X. Han¹⁵, T.H. Hancock⁶⁰,
 S. Hansmann-Menzemer¹⁵, N. Harnew⁶⁰, T. Harrison⁵⁷, C. Hasse⁴⁵, M. Hatch⁴⁵, J. He⁴,
 M. Hecker⁵⁸, K. Heijhoff³⁰, K. Heinicke¹³, A. Heister¹³, A.M. Hennequin⁴⁵, K. Hennessy⁵⁷,
 L. Henry⁷⁷, M. Heß⁷¹, J. Heuel¹², A. Hicheur⁶⁶, R. Hidalgo Charman⁵⁹, D. Hill⁶⁰, M. Hilton⁵⁹,
 P.H. Hopchev⁴⁶, J. Hu¹⁵, W. Hu⁶, W. Huang⁴, Z.C. Huard⁶², W. Hulsbergen³⁰, T. Humair⁵⁸,
 R.J. Hunter⁵³, M. Hushchyn⁷⁵, D. Hutchcroft⁵⁷, D. Hynds³⁰, P. Ibis¹³, M. Idzik³³, P. Ilten⁵⁰,
 A. Inglessi³⁶, A. Inyakin⁴², K. Ivshin³⁶, R. Jacobsson⁴⁵, S. Jakobsen⁴⁵, J. Jalocha⁶⁰, E. Jans³⁰,
 B.K. Jashal⁷⁷, A. Jawahery⁶³, V. Jevtic¹³, F. Jiang³, M. John⁶⁰, D. Johnson⁴⁵, C.R. Jones⁵²,
 B. Jost⁴⁵, N. Jurik⁶⁰, S. Kandybei⁴⁸, M. Karacson⁴⁵, J.M. Kariuki⁵¹, S. Karodia⁵⁶, N. Kazeev⁷⁵,
 M. Kecke¹⁵, F. Keizer⁵², M. Kelsey⁶⁵, M. Kenzie⁵², T. Ketel³¹, B. Khanji⁴⁵, A. Kharisova⁷⁶,
 C. Khurewathanakul⁴⁶, K.E. Kim⁶⁵, T. Kirn¹², V.S. Kirsebom⁴⁶, S. Klaver²¹,
 K. Klimaszewski³⁴, S. Koliev⁴⁹, A. Kondybayeva⁷⁴, A. Konoplyannikov³⁷, P. Kopciwicz³³,
 R. Kopečna¹⁵, P. Koppenburg³⁰, I. Kostiuk^{30,49}, O. Kot⁴⁹, S. Kotriakhova³⁶, M. Kozeiha⁸,
 L. Kravchuk³⁹, R.D. Krawczyk⁴⁵, M. Kreps⁵³, F. Kress⁵⁸, S. Kretschmar¹², P. Krokovny^{41,x},
 W. Krupa³³, W. Krzemien³⁴, W. Kucewicz^{32,l}, M. Kucharczyk³², V. Kudryavtsev^{41,x},
 H.S. Kuindersma³⁰, G.J. Kunde⁶⁴, A.K. Kuonen⁴⁶, T. Kvaratskheliya³⁷, D. Lacarrere⁴⁵,
 G. Lafferty⁵⁹, A. Lai²⁵, D. Lancierini⁴⁷, J.J. Lane⁵⁹, G. Lanfranchi²¹, C. Langenbruch¹²,
 T. Latham⁵³, F. Lazzari^{27,v}, C. Lazzeroni⁵⁰, R. Le Gac⁹, R. Lefèvre⁸, A. Leflat³⁸, F. Lemaitre⁴⁵,
 O. Leroy⁹, T. Lesiak³², B. Leverington¹⁵, H. Li⁶⁸, P.-R. Li^{4,ab}, X. Li⁶⁴, Y. Li⁵, Z. Li⁶⁵,
 X. Liang⁶⁵, R. Lindner⁴⁵, F. Lionetto⁴⁷, V. Lisovskyi¹⁰, G. Liu⁶⁸, X. Liu³, D. Loh⁵³, A. Loi²⁵,
 J. Lomba Castro⁴⁴, I. Longstaff⁵⁶, J.H. Lopes², G. Loustau⁴⁷, G.H. Lovell⁵², D. Lucchesi^{26,o},
 M. Lucio Martinez³⁰, Y. Luo³, A. Lupato²⁶, E. Luppi^{19,g}, O. Lupton⁵³, A. Lusiani^{27,t}, X. Lyu⁴,
 S. Maccolini^{18,e}, F. Machefert¹⁰, F. Maciuc³⁵, V. Macko⁴⁶, P. Mackowiak¹³,
 S. Maddrell-Mander⁵¹, L.R. Madhan Mohan⁵¹, O. Maev^{36,45}, A. Maevskiy⁷⁵, K. Maguire⁵⁹,
 D. Maisuzenko³⁶, M.W. Majewski³³, S. Malde⁶⁰, B. Malecki⁴⁵, A. Malinin⁷³, T. Maltsev^{41,x},
 H. Malygina¹⁵, G. Manca^{25,f}, G. Mancinelli⁹, D. Manuzzi^{18,e}, D. Marangotto^{24,q}, J. Maratas^{8,w},
 J.F. Marchand⁷, U. Marconi¹⁸, S. Mariani²⁰, C. Marin Benito¹⁰, M. Marinangeli⁴⁶, P. Marino⁴⁶,
 J. Marks¹⁵, P.J. Marshall⁵⁷, G. Martellotti²⁹, L. Martinazzoli⁴⁵, M. Martinelli^{45,23,i},
 D. Martinez Santos⁴⁴, F. Martinez Vidal⁷⁷, A. Massafferri¹, M. Materok¹², R. Matev⁴⁵,
 A. Mathad⁴⁷, Z. Mathe⁴⁵, V. Matiunin³⁷, C. Matteuzzi²³, K.R. Mattioli⁷⁸, A. Mauri⁴⁷,
 E. Maurice^{10,b}, M. McCann^{58,45}, L. McConnell¹⁶, A. McNab⁵⁹, R. McNulty¹⁶, J.V. Mead⁵⁷,
 B. Meadows⁶², C. Meaux⁹, N. Meinert⁷¹, D. Melnychuk³⁴, S. Meloni^{23,i}, M. Merk³⁰,
 A. Merli^{24,q}, E. Michielin²⁶, D.A. Milanes⁷⁰, E. Millard⁵³, M.-N. Minard⁷, O. Mineev³⁷,
 L. Minzoni^{19,g}, S.E. Mitchell⁵⁵, B. Mitreska⁵⁹, D.S. Mitzel⁴⁵, A. Mödden¹³, A. Mogini¹¹,
 R.D. Moise⁵⁸, T. Mombächer¹³, I.A. Monroy⁷⁰, S. Monteil⁸, M. Morandin²⁶, G. Morello²¹,
 M.J. Morello^{27,t}, J. Moron³³, A.B. Morris⁹, A.G. Morris⁵³, R. Mountain⁶⁵, H. Mu³,
 F. Muheim⁵⁵, M. Mukherjee⁶, M. Mulder³⁰, D. Müller⁴⁵, J. Müller¹³, K. Müller⁴⁷, V. Müller¹³,
 C.H. Murphy⁶⁰, D. Murray⁵⁹, P. Muzzetto²⁵, P. Naik⁵¹, T. Nakada⁴⁶, R. Nandakumar⁵⁴,
 A. Nandi⁶⁰, T. Nanut⁴⁶, I. Nasteva², M. Needham⁵⁵, N. Neri^{24,q}, S. Neubert¹⁵, N. Neufeld⁴⁵,
 R. Newcombe⁵⁸, T.D. Nguyen⁴⁶, C. Nguyen-Mau^{46,n}, E.M. Niel¹⁰, S. Nieswand¹², N. Nikitin³⁸,
 N.S. Nolte⁴⁵, A. Oblakowska-Mucha³³, V. Obraztsov⁴², S. Ogilvy⁵⁶, D.P. O’Hanlon¹⁸,
 R. Oldeman^{25,f}, C.J.G. Onderwater⁷², J. D. Osborn⁷⁸, A. Ossowska³², J.M. Otalora Goicochea²,

T. Ovsiannikova³⁷, P. Owen⁴⁷, A. Oyanguren⁷⁷, P.R. Pais⁴⁶, T. Pajero^{27,t}, A. Palano¹⁷,
 M. Palutan²¹, G. Panshin⁷⁶, A. Papanestis⁵⁴, M. Pappagallo⁵⁵, L.L. Pappalardo^{19,g},
 W. Parker⁶³, C. Parkes^{59,45}, G. Passaleva^{20,45}, A. Pastore¹⁷, M. Patel⁵⁸, C. Patrignani^{18,e},
 A. Pearce⁴⁵, A. Pellegrino³⁰, G. Penso²⁹, M. Pepe Altarelli⁴⁵, S. Perazzini¹⁸, D. Pereima³⁷,
 P. Perret⁸, L. Pescatore⁴⁶, K. Petridis⁵¹, A. Petrolini^{22,h}, A. Petrov⁷³, S. Petrucci⁵⁵,
 M. Petruzzo^{24,q}, B. Pietrzyk⁷, G. Pietrzyk⁴⁶, M. Pikies³², M. Pili⁶⁰, D. Pinci²⁹, J. Pinzino⁴⁵,
 F. Pisani⁴⁵, A. Piucci¹⁵, V. Placinta³⁵, S. Playfer⁵⁵, J. Plews⁵⁰, M. Plo Casasus⁴⁴, F. Polci¹¹,
 M. Poli Lener²¹, M. Poliakov⁶⁵, A. Poluektov⁹, N. Polukhina^{74,c}, I. Polyakov⁶⁵, E. Polcarpo²,
 G.J. Pomery⁵¹, S. Ponce⁴⁵, A. Popov⁴², D. Popov⁵⁰, S. Poslavskii⁴², K. Prasanth³²,
 L. Promberger⁴⁵, C. Prouve⁴⁴, V. Pugatch⁴⁹, A. Puig Navarro⁴⁷, H. Pullen⁶⁰, G. Punzi^{27,p},
 W. Qian⁴, J. Qin⁴, R. Quagliani¹¹, B. Quintana⁸, N.V. Raab¹⁶, B. Rachwal³³,
 J.H. Rademacker⁵¹, M. Rama²⁷, M. Ramos Pernas⁴⁴, M.S. Rangel², F. Ratnikov^{40,75},
 G. Raven³¹, M. Ravonel Salzgeber⁴⁵, M. Reboud⁷, F. Redi⁴⁶, S. Reichert¹³, F. Reiss¹¹,
 C. Remon Alepuz⁷⁷, Z. Ren³, V. Renaudin⁶⁰, S. Ricciardi⁵⁴, S. Richards⁵¹, K. Rinnert⁵⁷,
 P. Robbe¹⁰, A. Robert¹¹, A.B. Rodrigues⁴⁶, E. Rodrigues⁶², J.A. Rodriguez Lopez⁷⁰,
 M. Roehrken⁴⁵, S. Roiser⁴⁵, A. Rollings⁶⁰, V. Romanovski⁴², M. Romero Lamas⁴⁴,
 A. Romero Vidal⁴⁴, J.D. Roth⁷⁸, M. Rotondo²¹, M.S. Rudolph⁶⁵, T. Ruf⁴⁵, J. Ruiz Vidal⁷⁷,
 J. Ryzka³³, J.J. Saborido Silva⁴⁴, N. Sagidova³⁶, B. Saitta^{25,f}, C. Sanchez Gras³⁰,
 C. Sanchez Mayordomo⁷⁷, B. Sanmartin Sedes⁴⁴, R. Santacesaria²⁹, C. Santamarina Rios⁴⁴,
 M. Santimaria^{21,45}, E. Santovetti^{28,j}, G. Sarpis⁵⁹, A. Sarti²⁹, C. Satriano^{29,s}, A. Satta²⁸,
 M. Saur⁴, D. Savrina^{37,38}, L.G. Scantlebury Smead⁶⁰, S. Schael¹², M. Schellenberg¹³,
 M. Schiller⁵⁶, H. Schindler⁴⁵, M. Schmelling¹⁴, T. Schmelzer¹³, B. Schmidt⁴⁵, O. Schneider⁴⁶,
 A. Schopper⁴⁵, H.F. Schreiner⁶², M. Schubiger³⁰, S. Schulte⁴⁶, M.H. Schune¹⁰, R. Schwemmer⁴⁵,
 B. Sciascia²¹, A. Sciubba^{29,k}, S. Sellam⁶⁶, A. Semennikov³⁷, A. Sergi^{50,45}, N. Serra⁴⁷,
 J. Serrano⁹, L. Sestini²⁶, A. Seuthe¹³, P. Seyfert⁴⁵, D.M. Shangase⁷⁸, M. Shapkin⁴², T. Shears⁵⁷,
 L. Shekhtman^{41,x}, V. Shevchenko^{73,74}, E. Shmanin⁷⁴, J.D. Shupperd⁶⁵, B.G. Siddi¹⁹,
 R. Silva Coutinho⁴⁷, L. Silva de Oliveira², G. Simi^{26,o}, S. Simone^{17,d}, I. Skiba¹⁹, N. Skidmore¹⁵,
 T. Skwarnicki⁶⁵, M.W. Slater⁵⁰, J.G. Smeaton⁵², E. Smith¹², I.T. Smith⁵⁵, M. Smith⁵⁸,
 M. Soares¹⁸, L. Soares Lavra¹, M.D. Sokoloff⁶², F.J.P. Soler⁵⁶, B. Souza De Paula², B. Spaan¹³,
 E. Spadaro Norella^{24,q}, P. Spradlin⁵⁶, F. Stagni⁴⁵, M. Stahl⁶², S. Stahl⁴⁵, P. Steffen⁴⁶,
 S. Stefkova⁵⁸, O. Steinkamp⁴⁷, S. Stemmler¹⁵, O. Stenyakin⁴², M. Stepanova³⁶, H. Stevens¹³,
 S. Stone⁶⁵, S. Stracka²⁷, M.E. Stramaglia⁴⁶, M. Straticiu³⁵, U. Straumann⁴⁷, S. Strokov⁷⁶,
 J. Sun³, L. Sun⁶⁹, Y. Sun⁶³, P. Svihra⁵⁹, K. Swientek³³, A. Szabelski³⁴, T. Szumlak³³,
 M. Szymanski⁴, S. Taneja⁵⁹, Z. Tang³, T. Tekampe¹³, G. Tellarini¹⁹, F. Teubert⁴⁵, E. Thomas⁴⁵,
 K.A. Thomson⁵⁷, M.J. Tilley⁵⁸, V. Tisserand⁸, S. T'Jampens⁷, M. Tobin⁵, S. Tolk⁴⁵,
 L. Tomassetti^{19,g}, D. Tonelli²⁷, D.Y. Tou¹¹, E. Tournefier⁷, M. Traill⁵⁶, M.T. Tran⁴⁶,
 A. Trisovic⁵², A. Tsaregorodtsev⁹, G. Tuci^{27,45,p}, A. Tully⁵², N. Tuning³⁰, A. Ukleja³⁴,
 A. Usachov¹⁰, A. Ustyuzhanin^{40,75}, U. Uwer¹⁵, A. Vagner⁷⁶, V. Vagnoni¹⁸, A. Valassi⁴⁵,
 S. Valat⁴⁵, G. Valenti¹⁸, M. van Beuzekom³⁰, H. Van Hecke⁶⁴, E. van Herwijnen⁴⁵,
 C.B. Van Hulse¹⁶, J. van Tilburg³⁰, M. van Veghel⁷², R. Vazquez Gomez⁴⁵,
 P. Vazquez Regueiro⁴⁴, C. Vázquez Sierra³⁰, S. Vecchi¹⁹, J.J. Velthuis⁵¹, M. Veltri^{20,r},
 A. Venkateswaran⁶⁵, M. Vernet⁸, M. Veronesi³⁰, M. Vesterinen⁵³, J.V. Viana Barbosa⁴⁵,
 D. Vieira⁴, M. Vieites Diaz⁴⁶, H. Viemann⁷¹, X. Vilasis-Cardona^{43,m}, A. Vitkovskiy³⁰,
 V. Volkov³⁸, A. Vollhardt⁴⁷, D. Vom Bruch¹¹, B. Voneki⁴⁵, A. Vorobyev³⁶, V. Vorobyev^{41,x},
 N. Voropaev³⁶, R. Waldi⁷¹, J. Walsh²⁷, J. Wang³, J. Wang⁵, M. Wang³, Y. Wang⁶, Z. Wang⁴⁷,
 D.R. Ward⁵², H.M. Wark⁵⁷, N.K. Watson⁵⁰, D. Websdale⁵⁸, A. Weiden⁴⁷, C. Weisser⁶¹,
 B.D.C. Westhenry⁵¹, D.J. White⁵⁹, M. Whitehead¹², D. Wiedner¹³, G. Wilkinson⁶⁰,
 M. Wilkinson⁶⁵, I. Williams⁵², M. Williams⁶¹, M.R.J. Williams⁵⁹, T. Williams⁵⁰, F.F. Wilson⁵⁴,
 M. Winn¹⁰, W. Wislicki³⁴, M. Witek³², G. Wormser¹⁰, S.A. Wotton⁵², H. Wu⁶⁵, K. Wyllie⁴⁵,
 Z. Xiang⁴, D. Xiao⁶, Y. Xie⁶, H. Xing⁶⁸, A. Xu³, L. Xu³, M. Xu⁶, Q. Xu⁴, Z. Xu⁷, Z. Xu³,

Z. Yang³, Z. Yang⁶³, Y. Yao⁶⁵, L.E. Yeomans⁵⁷, H. Yin⁶, J. Yu^{6,aa}, X. Yuan⁶⁵,
O. Yushchenko⁴², K.A. Zarebski⁵⁰, M. Zavertyaev^{14,c}, M. Zdybal³², M. Zeng³, D. Zhang⁶,
L. Zhang³, S. Zhang³, W.C. Zhang^{3,z}, Y. Zhang⁴⁵, A. Zhelezov¹⁵, Y. Zheng⁴, X. Zhou⁴,
Y. Zhou⁴, X. Zhu³, V. Zhukov^{12,38}, J.B. Zonneveld⁵⁵, S. Zucchelli^{18,e}.

¹*Centro Brasileiro de Pesquisas Físicas (CBPF), Rio de Janeiro, Brazil*

²*Universidade Federal do Rio de Janeiro (UFRJ), Rio de Janeiro, Brazil*

³*Center for High Energy Physics, Tsinghua University, Beijing, China*

⁴*University of Chinese Academy of Sciences, Beijing, China*

⁵*Institute Of High Energy Physics (IHEP), Beijing, China*

⁶*Institute of Particle Physics, Central China Normal University, Wuhan, Hubei, China*

⁷*Univ. Grenoble Alpes, Univ. Savoie Mont Blanc, CNRS, IN2P3-LAPP, Annecy, France*

⁸*Université Clermont Auvergne, CNRS/IN2P3, LPC, Clermont-Ferrand, France*

⁹*Aix Marseille Univ, CNRS/IN2P3, CPPM, Marseille, France*

¹⁰*LAL, Univ. Paris-Sud, CNRS/IN2P3, Université Paris-Saclay, Orsay, France*

¹¹*LPNHE, Sorbonne Université, Paris Diderot Sorbonne Paris Cité, CNRS/IN2P3, Paris, France*

¹²*I. Physikalisches Institut, RWTH Aachen University, Aachen, Germany*

¹³*Fakultät Physik, Technische Universität Dortmund, Dortmund, Germany*

¹⁴*Max-Planck-Institut für Kernphysik (MPIK), Heidelberg, Germany*

¹⁵*Physikalisches Institut, Ruprecht-Karls-Universität Heidelberg, Heidelberg, Germany*

¹⁶*School of Physics, University College Dublin, Dublin, Ireland*

¹⁷*INFN Sezione di Bari, Bari, Italy*

¹⁸*INFN Sezione di Bologna, Bologna, Italy*

¹⁹*INFN Sezione di Ferrara, Ferrara, Italy*

²⁰*INFN Sezione di Firenze, Firenze, Italy*

²¹*INFN Laboratori Nazionali di Frascati, Frascati, Italy*

²²*INFN Sezione di Genova, Genova, Italy*

²³*INFN Sezione di Milano-Bicocca, Milano, Italy*

²⁴*INFN Sezione di Milano, Milano, Italy*

²⁵*INFN Sezione di Cagliari, Monserrato, Italy*

²⁶*INFN Sezione di Padova, Padova, Italy*

²⁷*INFN Sezione di Pisa, Pisa, Italy*

²⁸*INFN Sezione di Roma Tor Vergata, Roma, Italy*

²⁹*INFN Sezione di Roma La Sapienza, Roma, Italy*

³⁰*Nikhef National Institute for Subatomic Physics, Amsterdam, Netherlands*

³¹*Nikhef National Institute for Subatomic Physics and VU University Amsterdam, Amsterdam, Netherlands*

³²*Henryk Niewodniczanski Institute of Nuclear Physics Polish Academy of Sciences, Kraków, Poland*

³³*AGH - University of Science and Technology, Faculty of Physics and Applied Computer Science, Kraków, Poland*

³⁴*National Center for Nuclear Research (NCBJ), Warsaw, Poland*

³⁵*Horia Hulubei National Institute of Physics and Nuclear Engineering, Bucharest-Magurele, Romania*

³⁶*Petersburg Nuclear Physics Institute NRC Kurchatov Institute (PNPI NRC KI), Gatchina, Russia*

³⁷*Institute of Theoretical and Experimental Physics NRC Kurchatov Institute (ITEP NRC KI), Moscow, Russia, Moscow, Russia*

³⁸*Institute of Nuclear Physics, Moscow State University (SINP MSU), Moscow, Russia*

³⁹*Institute for Nuclear Research of the Russian Academy of Sciences (INR RAS), Moscow, Russia*

⁴⁰*Yandex School of Data Analysis, Moscow, Russia*

⁴¹*Budker Institute of Nuclear Physics (SB RAS), Novosibirsk, Russia*

⁴²*Institute for High Energy Physics NRC Kurchatov Institute (IHEP NRC KI), Protvino, Russia, Protvino, Russia*

⁴³*ICCUB, Universitat de Barcelona, Barcelona, Spain*

⁴⁴*Instituto Galego de Física de Altas Enerxías (IGFAE), Universidade de Santiago de Compostela, Santiago de Compostela, Spain*

⁴⁵*European Organization for Nuclear Research (CERN), Geneva, Switzerland*

⁴⁶*Institute of Physics, Ecole Polytechnique Fédérale de Lausanne (EPFL), Lausanne, Switzerland*

- ⁴⁷ *Physik-Institut, Universität Zürich, Zürich, Switzerland*
- ⁴⁸ *NSC Kharkiv Institute of Physics and Technology (NSC KIPT), Kharkiv, Ukraine*
- ⁴⁹ *Institute for Nuclear Research of the National Academy of Sciences (KINR), Kyiv, Ukraine*
- ⁵⁰ *University of Birmingham, Birmingham, United Kingdom*
- ⁵¹ *H.H. Wills Physics Laboratory, University of Bristol, Bristol, United Kingdom*
- ⁵² *Cavendish Laboratory, University of Cambridge, Cambridge, United Kingdom*
- ⁵³ *Department of Physics, University of Warwick, Coventry, United Kingdom*
- ⁵⁴ *STFC Rutherford Appleton Laboratory, Didcot, United Kingdom*
- ⁵⁵ *School of Physics and Astronomy, University of Edinburgh, Edinburgh, United Kingdom*
- ⁵⁶ *School of Physics and Astronomy, University of Glasgow, Glasgow, United Kingdom*
- ⁵⁷ *Oliver Lodge Laboratory, University of Liverpool, Liverpool, United Kingdom*
- ⁵⁸ *Imperial College London, London, United Kingdom*
- ⁵⁹ *Department of Physics and Astronomy, University of Manchester, Manchester, United Kingdom*
- ⁶⁰ *Department of Physics, University of Oxford, Oxford, United Kingdom*
- ⁶¹ *Massachusetts Institute of Technology, Cambridge, MA, United States*
- ⁶² *University of Cincinnati, Cincinnati, OH, United States*
- ⁶³ *University of Maryland, College Park, MD, United States*
- ⁶⁴ *Los Alamos National Laboratory (LANL), Los Alamos, United States*
- ⁶⁵ *Syracuse University, Syracuse, NY, United States*
- ⁶⁶ *Laboratory of Mathematical and Subatomic Physics, Constantine, Algeria, associated to ²*
- ⁶⁷ *Pontifícia Universidade Católica do Rio de Janeiro (PUC-Rio), Rio de Janeiro, Brazil, associated to ²*
- ⁶⁸ *South China Normal University, Guangzhou, China, associated to ³*
- ⁶⁹ *School of Physics and Technology, Wuhan University, Wuhan, China, associated to ³*
- ⁷⁰ *Departamento de Física, Universidad Nacional de Colombia, Bogota, Colombia, associated to ¹¹*
- ⁷¹ *Institut für Physik, Universität Rostock, Rostock, Germany, associated to ¹⁵*
- ⁷² *Van Swinderen Institute, University of Groningen, Groningen, Netherlands, associated to ³⁰*
- ⁷³ *National Research Centre Kurchatov Institute, Moscow, Russia, associated to ³⁷*
- ⁷⁴ *National University of Science and Technology "MISIS", Moscow, Russia, associated to ³⁷*
- ⁷⁵ *National Research University Higher School of Economics, Moscow, Russia, associated to ⁴⁰*
- ⁷⁶ *National Research Tomsk Polytechnic University, Tomsk, Russia, associated to ³⁷*
- ⁷⁷ *Instituto de Física Corpuscular, Centro Mixto Universidad de Valencia - CSIC, Valencia, Spain, associated to ⁴³*
- ⁷⁸ *University of Michigan, Ann Arbor, United States, associated to ⁶⁵*

^a *Universidade Federal do Triângulo Mineiro (UFTM), Uberaba-MG, Brazil*

^b *Laboratoire Leprince-Ringuet, Palaiseau, France*

^c *P.N. Lebedev Physical Institute, Russian Academy of Science (LPI RAS), Moscow, Russia*

^d *Università di Bari, Bari, Italy*

^e *Università di Bologna, Bologna, Italy*

^f *Università di Cagliari, Cagliari, Italy*

^g *Università di Ferrara, Ferrara, Italy*

^h *Università di Genova, Genova, Italy*

ⁱ *Università di Milano Bicocca, Milano, Italy*

^j *Università di Roma Tor Vergata, Roma, Italy*

^k *Università di Roma La Sapienza, Roma, Italy*

^l *AGH - University of Science and Technology, Faculty of Computer Science, Electronics and Telecommunications, Kraków, Poland*

^m *LIFAEELS, La Salle, Universitat Ramon Llull, Barcelona, Spain*

ⁿ *Hanoi University of Science, Hanoi, Vietnam*

^o *Università di Padova, Padova, Italy*

^p *Università di Pisa, Pisa, Italy*

^q *Università degli Studi di Milano, Milano, Italy*

^r *Università di Urbino, Urbino, Italy*

^s *Università della Basilicata, Potenza, Italy*

^t *Scuola Normale Superiore, Pisa, Italy*

^u *Università di Modena e Reggio Emilia, Modena, Italy*

^v *Università di Siena, Siena, Italy*

^w*MSU - Iligan Institute of Technology (MSU-IIT), Iligan, Philippines*

^x*Novosibirsk State University, Novosibirsk, Russia*

^y*INFN Sezione di Trieste, Trieste, Italy*

^z*School of Physics and Information Technology, Shaanxi Normal University (SNNU), Xi'an, China*

^{aa}*Physics and Micro Electronic College, Hunan University, Changsha City, China*

^{ab}*Lanzhou University, Lanzhou, China*

[†]*Deceased*