

Learning a faceted customer segmentation for discovering new business opportunities at Intel

Itay Lieder
Intel Advanced Analytics

Meirav Segal
Intel Advanced Analytics

Eran Avidan
Intel Advanced Analytics

Asaf Cohen
Intel Advanced Analytics

Tom Hope
Intel Advanced Analytics

Abstract—For sales and marketing organizations within large enterprises, identifying and understanding new markets, customers and partners is a key challenge. Intel's Sales and Marketing Group (SMG) faces similar challenges while growing in new markets and domains and evolving its existing business. In today's complex technological and commercial landscape, there is need for intelligent automation supporting a fine-grained understanding of businesses in order to help SMG sift through millions of companies across many geographies and languages and identify relevant directions.

We present a system developed in our company that mines millions of public business web pages, and extracts a faceted customer representation. We focus on two key customer aspects that are essential for finding relevant opportunities: industry segments (ranging from broad verticals such as healthcare, to more specific fields such as “video analytics”) and functional roles (e.g., “manufacturer” or “retail”).

To address the challenge of labeled data collection, we enrich our data with external information gleaned from Wikipedia, and develop a semi-supervised multi-label, multi-lingual deep learning model that parses customer website texts and classifies them into their respective facets. Our system scans and indexes companies as part of a large-scale knowledge graph that currently holds tens of millions of connected entities with thousands being fetched, enriched and connected to the graph by the hour in real time, and also supports knowledge and insight discovery. In experiments conducted in our company, we are able to significantly boost the performance of sales personnel in the task of discovering new customers and commercial partnership opportunities.

Index Terms—AI for Enterprise, NLP, Web Mining

I. SYSTEM OVERVIEW

Our customer segmentation system is comprised of two major building blocks. The first component is tasked with large-scale data acquisition from the Web and other public sources, and consolidating it with internal corporate data in a Knowledge Graph (KG) we constructed. The second component is a suite of machine learning and natural language processing (NLP) models for segmenting potential customers.

Large-scale knowledge graph and web crawling Our solution requires constant streaming of textual data from millions of sites and updating of a multi-million node KG with gigabytes of data hourly (see Figure 1). We thus designed a parallelized, asynchronous streaming architecture using microservices to ensure robustness. We rely on Kafka for a message BUS, and use Kafka streams, TensorFlow serving and Neo4J. As existing customers often evolve and expand

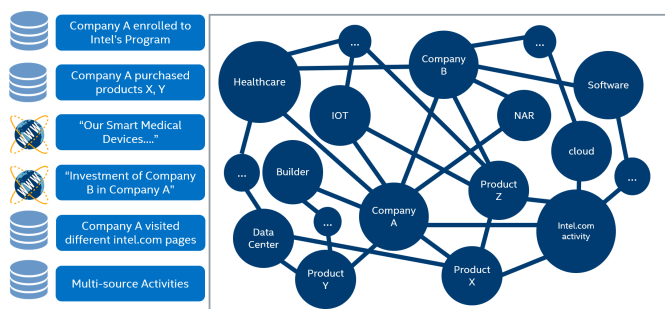


Fig. 1. Illustration of our Knowledge Graph. Company information from public and internal sources.

into new markets and nontraditional domains, our distributed and dynamic crawling process keeps web page information constantly refreshed, using cloud serverless architecture for scaling as the population grows. The data stream is transformed into graph formations using dedicated microservices and matched with the existing KG to assess whether new insertions or updates are warranted.

Semi-supervised NLP model Web pages are fed into a multi-label convolutional neural network (CNN) [1] text classification model, with a pre-trained multi-lingual BERT [2] language model to help scale across languages and classes with scarce training data. We enrich our data by crawling tens of thousands of company sites appearing on Wikipedia with labeled industry information. We combine language and graph information to learn vector representations of industry concepts with a multi-view approach. Our model's page aggregation module focuses on key pages within each website and yields a unified prediction. For companies without labels we employ semi-supervised learning.

II. METHODS

A. Data

Training data was collected for companies either in business partnership with Intel (“internal” data), or identified as relevant via information gathered from Wikipedia (“external” data).

Our labels are comprised of two views, or facets, describing a company – industries, and roles. In today's complex business ecosystem there are many industry segments, such as

We first trained our model only on internal data, then included external Wikipedia companies and compared performance.

Results The two CNN models outperformed all other competitors by a large margin (Figure 3). For industries, the CNN with BERT representations outperformed GloVe (F1=0.52 compared to 0.49). For roles, this trend was reversed (F1=0.44 compared to 0.39). In all cases, the best performing model was trained with the additional external data (F1=0.52 compared to 0.47 for industries, F1=0.44 compared to 0.39 for roles). On class-level (Figure 4), the two CNN models dominated for both industries (16/18 classes) and roles (6/8 classes). For industries, CNN with BERT was the superior model (outperforming on 11/18 classes), while using GloVe was best for predicting roles (4/8 classes). Adding external Wikipedia companies improved performance on 13/18 industry classes, and on 4/8 roles classes.

Non-English languages The multi-lingual BERT model had a larger impact on performance for languages other than English. In Spanish, for example, BERT boosted industry results (F1=0.44 compared to 0.32, AUC=0.74 compared to 0.65). For instance, BERT did better in correctly identifying the classes of *consulting* (F1=0.42 compared to 0.11) and *government* (F1=0.69 compared to 0.56).

B. Experiment II

For 2 specific classes – “healthcare”, “manufacturer” – we examined how performance in these classes is affected by replacing domains from the internal data with Wikipedia domains, keeping their original Wikipedia labeling. Our goal is to test the difference between internal Intel “language” and external concepts. For example, to examine the difference between the internally defined “manufacturer” concept (role) and the external Wikipedia-based concept. We hypothesized that for roles, which are based on more internal concepts, this effect should be more pronounced than for industries.

Results Indeed, only slight difference in performance was found between the two variants of the “healthcare” label, using data and labels from the internal versus external data (F1=0.76 compared to 0.73, 4% increase). This was not true for the role label “manufacturer”. Here performance was significantly better when training with the internal data (F1=0.5 compared to 0.31, 61% increase).

IV. DEPLOYMENT RESULTS

Prior to our system, to find new leads SMG analysts used manual search, along with generic tools from external vendors that are not customized to internal language and needs (for example, not customized to SMG’s *manufacturer* concept). With our system, as part of a proof-of-concept experiment analysts discovered new leads for manufacturers (function) in specific industries with a large speed-up and a boost in accuracy in terms of leads found to be relevant and pursued.

REFERENCES

[1] Yoon Kim. Convolutional neural networks for sentence classification. *arXiv preprint arXiv:1408.5882*, 2014.

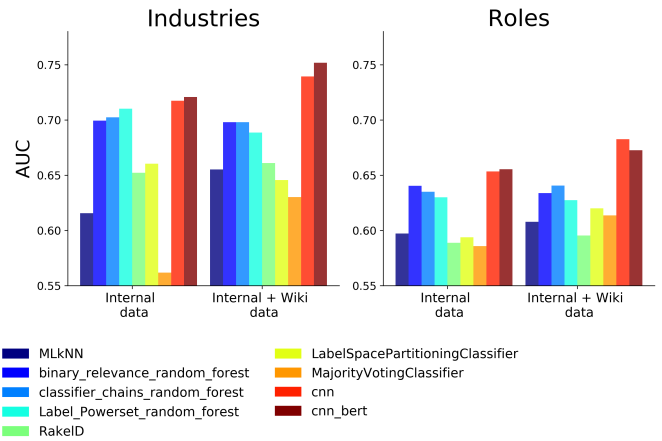


Fig. 3. Micro-averaged AUC scores for each of the 9 tested models for industries (left) and roles (right). Left and right portions in each panel show performance without and with Wikipedia data. Best models were CNN with BERT (industries) and with GloVe (roles). Adding Wikipedia improves performance in both cases.

Class-level performance (Industries)

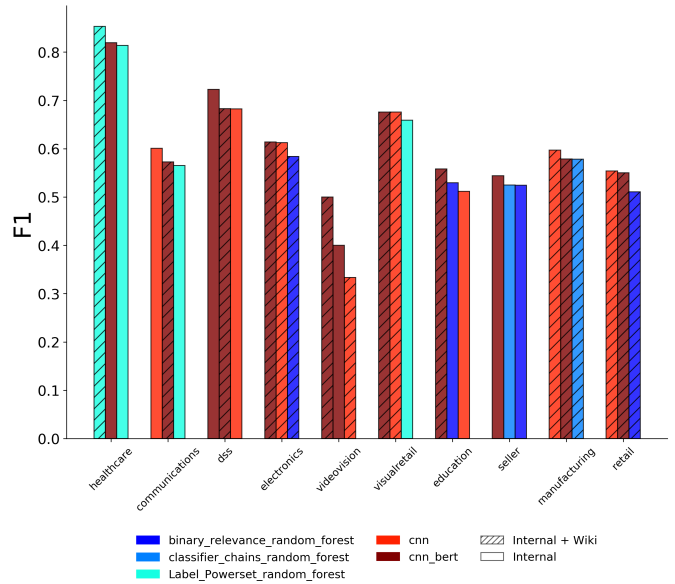


Fig. 4. Class-level model comparison. For each of 7 representative industry segments and 3 representative roles, top 3 F1 scores (left-to-right) are shown. Hatch pattern denotes addition of Wikipedia data.

[2] Jacob Devlin, Ming-Wei Chang, Kenton Lee, and Kristina Toutanova. Bert: Pre-training of deep bidirectional transformers for language understanding. *arXiv preprint arXiv:1810.04805*, 2018.

[3] Jeffrey Pennington, Richard Socher, and Christopher Manning. Glove: Global vectors for word representation. In *Proceedings of the 2014 conference on empirical methods in natural language processing (EMNLP)*, pages 1532–1543, 2014.

[4] Paolo Ferragina and Ugo Scaiella. Tagme: on-the-fly annotation of short text fragments (by wikipedia entities). In *Proceedings of the 19th ACM international conference on Information and knowledge management*, pages 1625–1628. ACM, 2010.

[5] Adrian Benton, Raman Arora, and Mark Dredze. Learning multiview embeddings of twitter users. In *Proceedings of the 54th Annual Meeting of the Association for Computational Linguistics (Volume 2)*, 2016.