

Properties of the Sachs electric form factor of the proton on the basis of recent $e - p$ scattering experiments and hydrogen spectroscopy

Marko Horbatsch *

Department of Physics and Astronomy, York University
Toronto, Ontario, Canada M3J 1P3

1 Abstract

Recently published data on the Sachs electric form factor by the PRad collaboration (Nature **575**, 147-151) are analyzed to investigate their consistency with the known proton charge radius from muonic and electronic hydrogen spectroscopy, as well as theoretical predictions from dispersively improved chiral perturbation theory. It is shown that the latter is fully consistent with the data, and pointers are given how future $e - p$ scattering experiments can lead to an improvement of our knowledge of the form factor in the low-momentum-transfer regime.

*marko@yorku.ca

2 Introduction

The so-called proton radius puzzle appears to be resolved. The puzzle emerged in 2010 when a muonic hydrogen measurement of the $n = 2$ Lamb shift [1] found that the very accurately measured proton charge radius $R_E = 0.8409(4)$ fm (or using a more conservative, model-independent analysis $R_E = 0.8413(15)$ fm) disagreed with previous measurements of regular atomic hydrogen intervals [2], quoted in 2014 as $R_E = 0.8751(61)$ fm, as well as the state-of-the-art Mainz $e - p$ scattering experiment (MAMI) [3, 4] with a result of $R_E = 0.879(8)$ fm. The radius R_E enters the spectroscopic analysis via the slope of the Sachs electric form factor at zero momentum transfer squared Q^2

Since then, numerous efforts were undertaken to resolve the puzzle: *(i)* measurements on muonic deuterium [5] combined with the isotope shift, *(ii)* a fluorescence-based determination of the regular hydrogen $2S - 4P$ fine structure intervals [6], and *(iii)* a high-accuracy measurement of the Lamb shift in regular hydrogen [7] all pointed to a confirmation of the muonic hydrogen result; on the other hand *(iv)* a high-precision re-measurement of the $1S - 3S$ interval by the Paris group [8] continued to support the original higher value for the charge radius.

In more recent $e - p$ scattering experiments both the Mainz group through a different method, based on intermediate-state radiation (ISR) [9] found consistency with the muonic charge radius (albeit with insufficient accuracy to make a strong case, so far), as did the PRad collaboration [10] which employed a gas jet target and measured projectile deflections directly. The situation still has the attention of both the spectroscopy and scattering communities, but the originally spread ideas that there could be new physics, i.e., that muons and electrons might behave differently have been damped by these developments.

The significance of resolving the puzzle is not just academic, i.e., eventually, lattice gauge calculations within quantum chromodynamics will be able to compute at least certain aspects of the electric and magnetic form factors, and it will be good to have a solid understanding of the charge and current distributions of the proton based on experimental data. In addition, the determination of the charge radius leads to a significant change in the Rydberg constant which links atomic units to SI [11, 6], and settling on it and on the proton charge radius opens the possibility for further tests of quantum electrodynamics in atomic hydrogen. In its most recent update CODATA has adopted the small (muonic) radius value of $0.8414(19)$ fm [12]. When more spectroscopic information supporting the small radius value comes in ($1S - 3S$ measurement from Garching, other intervals, as well as deuterium measurements), the uncertainty may decrease in the future.

The analysis of the publicly available and very extensive MAMI $e - p$ scattering data was challenged by a number of researchers, and much of the controversy focused on the question to what extent one could determine the moments of the proton charge distribution reliably by fitting polynomials (or other functions) to the form factors as a function of Q^2 , vs a conformal mapping approach that takes care of the branch cut that arises in the analytic continuation of the form factor at the two-pion threshold, or $Q_0^2 \approx -0.078$ GeV² [13] (we

make use of $c = 1$ units throughout this work). In this approach the Q^2 -dependence of the data is mapped onto a dimensionless variable, usually called z , such that they appear at $0 < z < 1$, while the branch cut is mapped to $z = -1$.

The purpose of this short note is to demonstrate to what extent PRad data for the electric Sachs form factor $G_E(Q^2)$, or their mapped counterpart $G_E(z)$ are consistent with the small radius value $R_E = \sqrt{\langle r^2 \rangle}$ combined with information about the next moment, i.e., $\langle r^4 \rangle$ in accord with the expansion

$$G_E(Q^2) = 1 - \frac{1}{3!} \langle r^2 \rangle Q^2 + \frac{1}{5!} \langle r^4 \rangle Q^4 - \frac{1}{7!} \langle r^6 \rangle Q^6 + \dots \quad (1)$$

Different analyses of the MAMI data led authors to believe that the fourth moment $\langle r^4 \rangle$ should be of order 2.0 fm^4 or bigger [14, 15]. Pure chiral perturbation theory (with pions, or with pions and Delta resonances as degrees of freedom) predicts values below 1.0 fm^4 [16]. The recently developed approach of dispersively improved higher-order chiral perturbation theory [17] in a first version made a prediction of $1.43(27) \text{ fm}^4$, and on higher moments as well, but no prediction for the second moment, i.e., the charge radius. The electric and magnetic charge radii of the nucleons are taken as input (with uncertainties) from the Particle Data Group.

In the most recent version of the improved chiral perturbation theory, where the magnetic form factors are taken into account to the same order as the electric ones, a tighter uncertainty range is obtained [18], i.e., the current prediction for the fourth electric moment of the proton is $1.537(65) \text{ fm}^4$, and it is shown that the electric and magnetic form factors agree well with scattering data (which are dominated by the MAMI data set). One might have a small concern that the input for the magnetic charge radius of the proton is biased against the MAMI result, i.e., the uncertainty range is assumed to be $0.83 < R_p^{\text{mag}} < 0.875 \text{ fm}$, which excludes the MAMI result [4] of about $R_p^{\text{mag}} = 0.80(2) \text{ fm}$ (with appropriate two-photon exchange corrections taken into account in the data analysis).

Thus, the question arises whether the PRad data (and future $e - p$ scattering data) have strength on resolving the discrepancy concerning $\langle r^4 \rangle$ between earlier MAMI analyses and the theoretical prediction from Ref. [18], and the present work deals with this issue. We present analyses both in terms of Q^2 and the conformal mapping variable z .

The conformal mapping mentioned above for the choice of expansion point $z_0 = 0$ corresponding to $Q^2 = 0$ is defined by

$$z = \frac{\sqrt{Q^2 + t_c} - \sqrt{t_c}}{\sqrt{Q^2 + t_c} + \sqrt{t_c}} \quad (2)$$

where $t_c = 4m_\pi^2$ is defined in terms of the pion mass. The inverse map

$$Q^2 = \frac{4t_c z}{(1 - z)^2} \quad (3)$$

demonstrates how the range $0 < Q^2 < \infty$ is mapped onto $0 < z < 1$ with a linear relationship for small Q^2 .

The two-pion threshold in photon-nucleon scattering is only the first such threshold, i.e., there is also a three-pion threshold at $t_{3\pi} = 9m_\pi^2$. This threshold is mapped onto some place on the unit circle $|z| = 1$, so it can be argued that it also out of harm's way. It can be demonstrated that analytically computed form factors in chiral perturbation theory do have Taylor series in the Q^2 variable with the radius of convergence given by t_c , i.e., they are of very limited range, and that this problem can be cured by considering Taylor expansions in z . Thus, we also consider the following expansion

$$G_E(z) = 1 - p_1 z + p_2 z^2 + \dots \quad (4)$$

The moments of the form factor again are related to the expansion coefficients, e.g.,

$$R_E = \sqrt{\langle r^2 \rangle} = \sqrt{\frac{3p_1}{2t_c}}. \quad (5)$$

Attempts to fit the MAMI data to high-order polynomials in z have a tendency to result in larger values of the proton charge radius [19, 20]. As a result we consider alternatives to the polynomial expansions (1) or (4) in the form of Padé rational functions that agree with low-order polynomials of form (1) or form (4) respectively. It is straightforward (e.g., using Mathematica's function `PadeApproximant`) to define functions such as `Rational[1,1]` (used in Ref. [10]) or higher-order versions which can be constrained by using information about the moments from dispersively improved chiral perturbation theory.

Recently an interesting proposal was made by Hagelstein and Pascalutsa [21] to analyze the form factor data by taking the logarithm. One can turn the expansions (1) or (4) into expressions that yield Q^2 -dependent (or z -dependent) radius functions, e.g.,

$$R_E(Q^2) = \sqrt{-\frac{6}{Q^2} \ln G_E(Q^2)}. \quad (6)$$

Arguments are provided for the property of the true radius $R_E \equiv R_E(0) \leq R_E(Q^2)$, although it is not clear whether a bounding property is all that meaningful when dealing with data that have statistical and systematic errors. Note that taking the logarithm amplifies errors at small Q^2 . Nevertheless, we find this tool useful to discover inconsistencies in the data, particularly at low Q^2 . It was argued that this analysis is less dependent on the normalization constants, which are considerable factors of uncertainty in the extraction of radius values, from both the MAMI and PRad data sets.

For the conformal mapping version no bounding property has been derived. The definition for the function $R_E[z]$ follows by analogy, i.e.,

$$R_E(z) = \sqrt{-\frac{3}{2t_c z} \ln G_E(z)}. \quad (7)$$

From the results shown further below one may be led to the conjecture that $R_E(z)$ approaches the true radius value $R_E(0)$ from above, but also that the z expansion introduces a strong dependence on the Q^2 range of data included.

3 Data Analysis for $G_E(Q^2)$ and $G_E(z)$

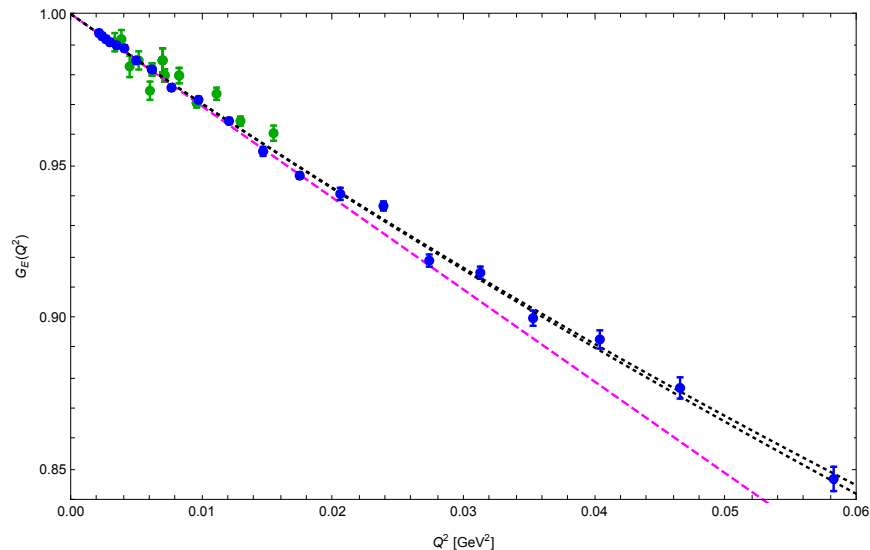


Figure 1: The Sachs electric form factor for the proton as a function of momentum transfer squared: $G_E(Q^2)$. Blue data points are from PRad, while the green data points are from the Mainz ISR experiment. The magenta dashed line shows the truncated function at first order with the muonic hydrogen value used in (1). The black dotted curve pair shows the result of a Rational[1,2] function determined such that its slope at $Q^2 = 0$ corresponds to the muonic hydrogen radius $R = 0.841$ fm, while the curvature at $Q^2 = 0$ corresponds to the error band established as $1.48 \leq \langle r^4 \rangle \leq 1.7$ fm⁴ as predicted by dispersively improved chiral perturbation theory.

In Fig. 1 we show the recent low- Q^2 ISR data from Mainz [9] and the part of the data from PRad [10] which is most relevant for the present analysis. It turns out that the PRad results from the 1.1 GeV beam energy which correspond to very low values of Q^2 are not very useful in constraining the proton radius, and a similar comment can be made about the preliminary ISR data (a future data run of the ISR experiment in Mainz is planned [22]). On the basis of Fourier transforms of the proton charge density it was argued in Refs. [23, 15] that the sensitivity range in the data to the proton charge radius (or $\langle r^2 \rangle$) is about $0.01 < Q^2 < 0.04$ GeV², while sensitivity to the fourth moment $\langle r^4 \rangle$

would fall to the right of that interval with maximum sensitivity at around $Q^2 = 0.08 \text{ GeV}^2$ when the next higher moment would begin to play a significant role.

The dashed straight line shows the consistency of the low- Q^2 data with the CODATA2018 radius value [12]. It also shows that the 2.2 GeV PRad data contain information about the fourth moment. The dotted curves are obtained as follows: a three-parameter Padé approximant Rational[1,2] was obtained from a polynomial in Q^2 , such as eq. (1), where the coefficient linear in Q^2 was fixed to correspond to the muonic hydrogen radius value $R_p = 0.841 \text{ fm}$, the coefficient with Q^4 was chosen to correspond to either the higher or lower bracket value of the dispersively improved chiral perturbation theory prediction [18], while the coefficient with Q^6 was chosen as the center value of this theoretical prediction, i.e., corresponding to $\langle r^6 \rangle = 8.7 \text{ fm}^6$. Incorporating the theoretical uncertainty in this latter term does not lead to noticeable changes in the curves for the range of Q^2 shown in Fig. 1. These are not fits, they are the results of combining spectroscopy (radius value) with state-of-the-art theory.

The agreement could not be better, but it should be noted that the PRad and ISR error bars include only the statistical error (including the systematic errors would approximately double the PRad error bars). The quality of the predicted higher moments from Ref. [18] was previously tested on larger $e - p$ scattering data sets [24]. Here we show that the PRad data set lends strong support to these theoretical results. A detailed re-analysis of the MAMI data is therefore desirable, particularly in order to assess its determination of the magnetic charge radius whose small value is in conflict with other experiments and their analysis [25, 26].

In Fig. 2 the data are presented as a function of the conformal mapping variable z . Even though it looks like a complication, in that the simplest form factor function truncated at order Q^2 becomes a curve, the idea of using this representation is rooted in the fact that there is no difficulty with the radius of convergence for a power series in z . In fact, the conformal mapping allows one to construct the entire form factor function from a given set of moments, something that is not possible in the Q^2 variable due to the limited radius of convergence for the series in Q^2 . For the range of the PRad data this is not important, because they do not reach beyond the critical point, i.e., 0.078 GeV^2 .

The conclusions to be drawn from a three-parameter Padé function in Q^2 (Fig. 1), or in z (Fig. 2) are basically the same: the experimental data cannot be used directly at lowest Q^2 or z to measure the derivatives of the form factor. However, incorporating such derivatives on the basis of hydrogen spectroscopy (for R_E) and dispersively improved higher-order chiral perturbation theory (for the higher moments) demonstrates consistency with the PRad results. It is very likely that such a procedure will be required also for future low- Q^2 experiments for $e - p$ or $\mu - p$ scattering.

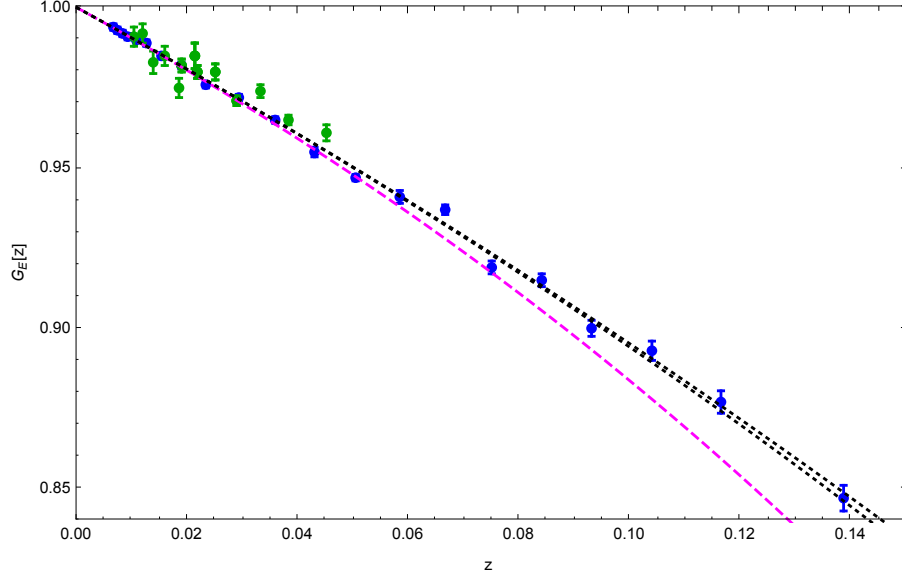


Figure 2: The Sachs electric form factor for the proton as a function of the conformal mapping variable, i.e., $G_E(z)$. Blue data points are from PRad, while the green data points are from the Mainz ISR experiment. The magenta dashed line shows the truncated function at first order with the muonic hydrogen value used in (1) and converted to become a function of z , i.e., it is non-linear in z . The black dotted line represents the error band as established by dispersively improved chiral perturbation theory, cf. Fig. 1, but follows from a Rational[1,2] function in the z variable which obeys the derivative conditions at $Q^2 = 0$, which corresponds to $z = 0$.

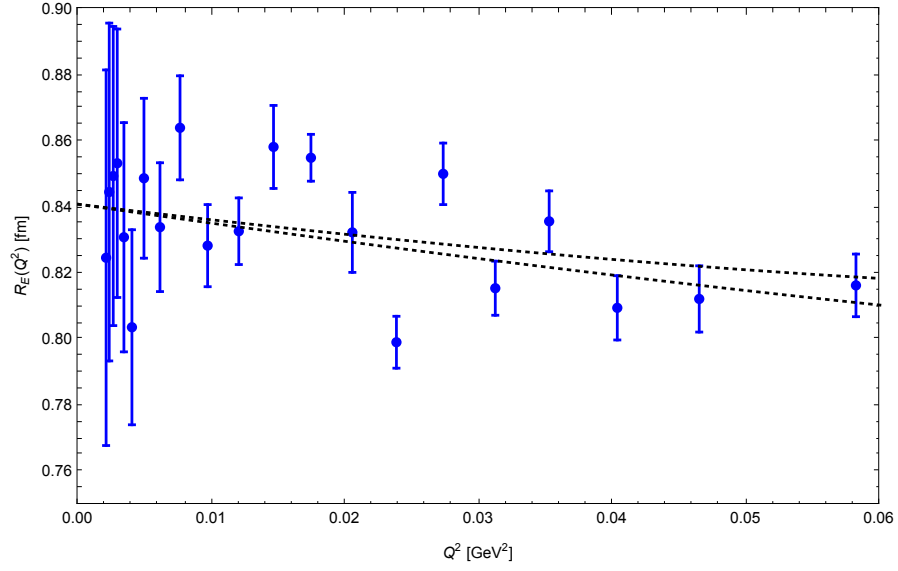


Figure 3: The proton electric charge radius function $R_E(Q^2)$ in fm obtained from eq. (6). Shown in blue are the data points from the PRad experiment, while the dotted curves correspond to the equivalent result in Fig. 1 which is a prediction based on the spectroscopic value of the charge radius and theoretical prediction for the higher moments.

4 Data Analysis for $R_E(Q^2)$ and $R_E(z)$

In Fig. 3 we show the result of the transformation given in eq. (6). The mapping to the function $R_E(Q^2)$ scales up the errors for low Q^2 , and it becomes evident that the 2.2 GeV data set covers the range required in order to pin down the radius value without being affected too much by the contribution from $\langle r^4 \rangle$. Interestingly, the data points below 0.01 GeV^2 do not contribute towards a strong statement (as anticipated in Ref. [15]). This is not immediately obvious from Fig. 1. The dashed curves correspond to our theoretical result in Fig. 1, i.e., the form of $G_E(Q^2)$ is a known analytic function and can be treated in the sense of Ref. [21] as being a lower bound to the proton charge radius. Experimental data with statistical (and systematic) errors, do not obey bounds, as can be seen from the PRad data, but they agree very well when taking their standard deviation into account.

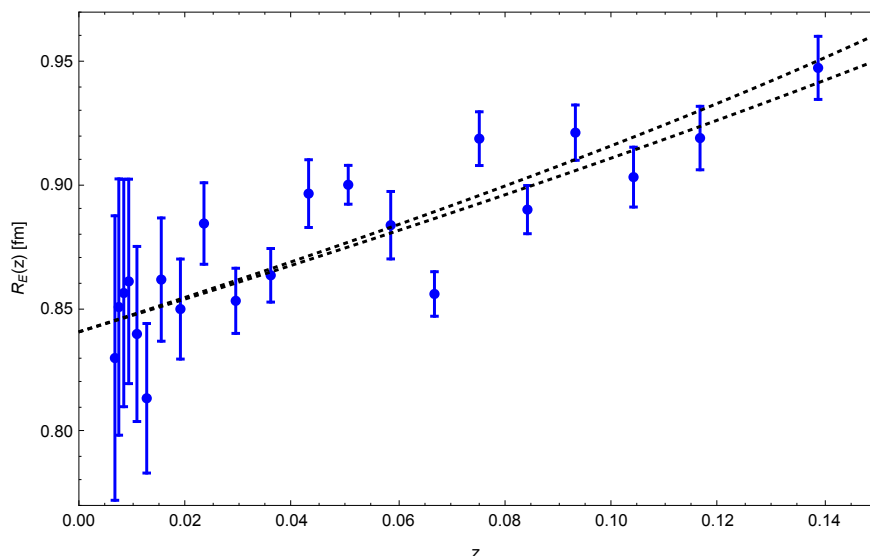


Figure 4: The proton electric charge radius function $R_E(z)$ in fm obtained from eq. (7). Shown in blue are the data points from the PRad experiment, while the dotted curves correspond to the equivalent result in Fig. 2.

In Fig. 4 we repeat a similar analysis for $R_E(z)$ based on eq. (7). A rather different picture emerges in this case when looking at the analytical results based on the Padé form factor as a function of z compared to $R_E(Q^2)$. The function $R_E(z)$ rises quickly to large values. It may be an upper bound (we have no proof, at best a conjecture), but not a very useful one. The data are very consistent with this, but the figure raises the question about the usefulness of fits to $G_E(z)$ with the goal to extract the proton charge radius. The very large values of R_E obtained from z -dependent fits to the MAMI data [19, 20, 27] may well

be connected with the character observed here. The presentation in the form of $R_E(z)$ again turns out to be useful, since this conclusion would not be drawn from looking at the functions $G_E(z)$ shown in Fig. 2.

5 Conclusions

Given that there are a number of lepton-proton form factor measurements at low Q^2 in progress, the present work should help with their data analysis. Apart from the mentioned experiments on muon scattering (MUSE, [28]), and updated MAMI measurements both with magnetic spectrometers but the solid hydrogen target replaced by a gas jet target, as well as to measure proton recoils using such a target [29] there are also proposals for measurements in France [30] and in Japan [31].

Ultimately, one would like to understand not only the low- Q^2 dependence of the electric (and magnetic) form factors, but also improve the understanding of how these form factors connect to data at high Q^2 [32]. Given the difficulty of the MAMI data analysis to connect with the small charge radius one should not only emphasize the lowest- Q^2 region, which is apparently where much of the current efforts will go. It will be at least equally important to probe the Q^2 regions to the right of 0.08 GeV^2 in order to determine experimentally the higher moments of the electric charge distribution of the proton, and to probe the lowest moments of its current distribution to higher precision. This will be of use to the numerical lattice gauge theory community which is working towards improvement on its first attempts to determine the form factors from quantum chromodynamics alone [33, 34].

6 Acknowledgment

Financial support from the Natural Sciences and Engineering Research Council of Canada is gratefully acknowledged.

References

- [1] Aldo Antognini, François Nez, Karsten Schuhmann, Fernando D. Amaro, François Biraben, João M. R. Cardoso, Daniel S. Covita, Andreas Dax, Satish Dhawan, Marc Diepold, Luis M. P. Fernandes, Adolf Giesen, Andrea L. Gouvea, Thomas Graf, Theodor W. Hänsch, Paul Indelicato, Lucile Julien, Cheng-Yang Kao, Paul Knowles, Franz Kottmann, Eric-Olivier Le Bigot, Yi-Wei Liu, José A. M. Lopes, Livia Ludhova, Cristina M. B. Monteiro, Françoise Mulhauser, Tobias Nebel, Paul Rabinowitz, Joaquim M. F. dos Santos, Lukas A. Schaller, Catherine Schwob, David Taqqu, João F. C. A. Veloso, Jan Vogelsang, and Randolph Pohl. Proton structure from the measurement of 2s-2p transition frequencies of muonic hydrogen. *Science*, 339(6118):417–420, 2013.
- [2] Peter J. Mohr, David B. Newell, and Barry N. Taylor. Codata recommended values of the fundamental physical constants: 2014. *Rev. Mod. Phys.*, 88:035009, Sep 2016.
- [3] J. C. Bernauer, P. Achenbach, C. Ayerbe Gayoso, R. Böhm, D. Bosnar, L. Debenjak, M. O. Distler, L. Doria, A. Esser, H. Fonvieille, J. M. Friedrich, J. Friedrich, M. Gómez Rodríguez de la Paz, M. Makek, H. Merkel, D. G. Middleton, U. Müller, L. Nungesser, J. Pochodzalla, M. Potokar, S. Sánchez Majos, B. S. Schlimme, S. Širca, Th. Walcher, and M. Weinriefer. High-precision determination of the electric and magnetic form factors of the proton. *Phys. Rev. Lett.*, 105:242001, Dec 2010.
- [4] J. C. Bernauer, M. O. Distler, J. Friedrich, Th. Walcher, P. Achenbach, C. Ayerbe Gayoso, R. Böhm, D. Bosnar, L. Debenjak, L. Doria, A. Esser, H. Fonvieille, M. Gómez Rodríguez de la Paz, J. M. Friedrich, M. Makek, H. Merkel, D. G. Middleton, U. Müller, L. Nungesser, J. Pochodzalla, M. Potokar, S. Sánchez Majos, B. S. Schlimme, S. Širca, and M. Weinriefer. Electric and magnetic form factors of the proton. *Phys. Rev. C*, 90:015206, Jul 2014.
- [5] Randolph Pohl, François Nez, Luis M. P. Fernandes, Fernando D. Amaro, François Biraben, João M. R. Cardoso, Daniel S. Covita, Andreas Dax, Satish Dhawan, Marc Diepold, Adolf Giesen, Andrea L. Gouvea, Thomas Graf, Theodor W. Hänsch, Paul Indelicato, Lucile Julien, Paul Knowles, Franz Kottmann, Eric-Olivier Le Bigot, Yi-Wei Liu, José A. M. Lopes, Livia Ludhova, Cristina M. B. Monteiro, Françoise Mulhauser, Tobias Nebel, Paul Rabinowitz, Joaquim M. F. dos Santos, Lukas A. Schaller, Karsten Schuhmann, Catherine Schwob, David Taqqu, João F. C. A. Veloso, and Aldo Antognini. Laser spectroscopy of muonic deuterium. *Science*, 353(6300):669–673, 2016.
- [6] Axel Beyer, Lothar Maisenbacher, Arthur Matveev, Randolph Pohl, Ksenia Khabarova, Alexey Grinin, Tobias Lamour, Dylan C. Yost, Theodor W. Hänsch, Nikolai Kolachevsky, and Thomas Udem. The rydberg constant and proton size from atomic hydrogen. *Science*, 358(6359):79–85, 2017.

- [7] N. Bezginov, T. Valdez, M. Horbatsch, A. Marsman, A. C. Vutha, and E. A. Hessels. A measurement of the atomic hydrogen lamb shift and the proton charge radius. *Science*, 365(6457):1007–1012, 2019.
- [8] Hélène Fleurbaey, Sandrine Galtier, Simon Thomas, Marie Bonnaud, Lucile Julien, François Biraben, François Nez, Michel Abgrall, and Jocelyne Guéna. New measurement of the $1s - 3s$ transition frequency of hydrogen: Contribution to the proton charge radius puzzle. *Phys. Rev. Lett.*, 120:183001, May 2018.
- [9] M. Mihovilović, A.B. Weber, P. Achenbach, T. Beranek, J. Beričić, J.C. Bernauer, R. Böhm, D. Bosnar, M. Cardinali, L. Correa, L. Debenjak, A. Denig, M.O. Distler, A. Esser, M.I. Ferretti Bondy, H. Fonvieille, J.M. Friedrich, I. Frišćić, K. Griffioen, M. Hoek, S. Kegel, Y. Kohl, H. Merkel, D.G. Middleton, U. Müller, L. Nungesser, J. Pochodzalla, M. Rohrbeck, S. Sánchez Majos, B.S. Schlimme, M. Schoth, F. Schulz, C. Sfienti, S. Širca, S. Štajner, M. Thiel, A. Tyukin, M. Vanderhaeghen, and M. Weinriefer. First measurement of proton’s charge form factor at very low q^2 with initial state radiation. *Physics Letters B*, 771:194 – 198, 2017.
- [10] W. Xiong, A. Gasparian, H. Gao, D. Dutta, M. Khandaker, N. Liyanage, E. Pasyuk, C. Peng, X. Bai, L. Ye, K. Gnanvo, C. Gu, M. Levillain, X. Yan, D. W. Higginbotham, M. Meziane, Z. Ye, K. Adhikari, B. Aljawrneh, H. Bhatt, D. Bhetuwal, J. Brock, V. Burkert, C. Carlin, A. Deur, D. Di, J. Dunne, P. Ekanayaka, L. El-Fassi, B. Emmich, L. Gan, O. Glamazdin, M. L. Kabir, A. Karki, C. Keith, S. Kowalski, V. Lagerquist, I. Larin, T. Liu, A. Liyanage, J. Maxwell, D. Meekins, S. J. Nazeer, V. Nelyubin, H. Nguyen, R. Pedroni, C. Perdrisat, J. Pierce, V. Punjabi, M. Shabestari, A. Shahinyan, R. Silwal, S. Stepanyan, A. Subedi, V. V. Tarasov, N. Ton, Y. Zhang, and Z. W. Zhao. A small proton charge radius from an electron–proton scattering experiment. *Nature*, 575(7781):147—150, 2019.
- [11] M. Horbatsch and E. A. Hessels. Tabulation of the bound-state energies of atomic hydrogen. *Phys. Rev. A*, 93:022513, Feb 2016.
- [12] Eite Tiesinga, Peter J. Mohr, David B. Newell, and Barry N. Taylor. “The 2018 CODATA Recommended Values of the Fundamental Physical Constants” (Web Version 8.0), [Online]. Available: <http://physics.nist.gov/constants> [2019, May 20]. Database developed by J. Baker, M. Douma, and S. Kotochigova. National Institute of Standards and Technology, Gaithersburg, MD., 2019.
- [13] Richard J. Hill and Gil Paz. Model-independent extraction of the proton charge radius from electron scattering. *Phys. Rev. D*, 82:113005, Dec 2010.
- [14] Michael O. Distler, Jan C. Bernauer, and Thomas Walcher. The rms charge radius of the proton and Zemach moments. *Physics Letters B*, 696(4):343 – 347, 2011.

- [15] Ingo Sick. Proton charge radius from electron scattering. *Atoms*, 6(1), 2018.
- [16] Marko Horbatsch, Eric A. Hessels, and Antonio Pineda. Proton radius from electron-proton scattering and chiral perturbation theory. *Phys. Rev. C*, 95:035203, Mar 2017.
- [17] J. M. Alarcón and C. Weiss. Nucleon form factors in dispersively improved chiral effective field theory. ii. electromagnetic form factors. *Phys. Rev. C*, 97:055203, May 2018.
- [18] J.M. Alarcón and C. Weiss. Accurate nucleon electromagnetic form factors from dispersively improved chiral effective field theory. *Physics Letters B*, 784:373 – 377, 2018.
- [19] Gabriel Lee, John R. Arrington, and Richard J. Hill. Extraction of the proton radius from electron-proton scattering data. *Phys. Rev. D*, 92:013013, Jul 2015.
- [20] I. T. Lorenz, Ulf-G. Meißner, H.-W. Hammer, and Y.-B. Dong. Theoretical constraints and systematic effects in the determination of the proton form factors. *Phys. Rev. D*, 91:014023, Jan 2015.
- [21] Franziska Hagelstein and Vladimir Pascalutsa. Lower bound on the proton charge radius from electron scattering data. *Physics Letters B*, 797:134825, 2019.
- [22] Mihovilović, Miha and Merkel, Harald. ISR experiment at A1-Collaboration. *EPJ Web Conf.*, 218:04001, 2019.
- [23] Ingo Sick and Dirk Trautmann. Reexamination of proton rms radii from low- q power expansions. *Phys. Rev. C*, 95:012501, Jan 2017.
- [24] J. M. Alarcón, D. W. Higinbotham, C. Weiss, and Zhihong Ye. Proton charge radius extraction from electron scattering data using dispersively improved chiral effective field theory. *Phys. Rev. C*, 99:044303, Apr 2019.
- [25] M. Tanabashi, K. Hagiwara, K. Hikasa, K. Nakamura, Y. Sumino, F. Takahashi, J. Tanaka, K. Agashe, G. Aielli, C. Amsler, M. Antonelli, D. M. Asner, H. Baer, Sw. Banerjee, R. M. Barnett, T. Basaglia, C. W. Bauer, J. J. Beatty, V. I. Belousov, J. Beringer, S. Bethke, A. Bettini, H. Bichsel, O. Biebel, K. M. Black, E. Blucher, O. Buchmuller, V. Burkert, M. A. Bychkov, R. N. Cahn, M. Carena, A. Ceccucci, A. Cerri, D. Chakraborty, M.-C. Chen, R. S. Chivukula, G. Cowan, O. Dahl, G. D’Ambrosio, T. Damour, D. de Florian, A. de Gouvêa, T. DeGrand, P. de Jong, G. Dissertori, B. A. Dobrescu, M. D’Onofrio, M. Doser, M. Drees, H. K. Dreiner, D. A. Dwyer, P. Eerola, S. Eidelman, J. Ellis, J. Erler, V. V. Ezhela, W. Fetscher, B. D. Fields, R. Firestone, B. Foster, A. Freitas, H. Gallagher, L. Garren, H.-J. Gerber, G. Gerbier, T. Gershon, Y. Gershtein, T. Gherghetta, A. A. Godizov,

- M. Goodman, C. Grab, A. V. Gritsan, C. Grojean, D. E. Groom, M. Grünewald, A. Gurtu, T. Gutsche, H. E. Haber, C. Hanhart, S. Hashimoto, Y. Hayato, K. G. Hayes, A. Hebecker, S. Heinemeyer, B. Heltsley, J. J. Hernández-Rey, J. Hisano, A. Höcker, J. Holder, A. Holtkamp, T. Hyodo, K. D. Irwin, K. F. Johnson, M. Kado, M. Karliner, U. F. Katz, S. R. Klein, E. Klempt, R. V. Kowalewski, F. Krauss, M. Kreps, B. Krusche, Yu. V. Kuyanov, Y. Kwon, O. Lahav, J. Laiho, J. Lesgourgues, A. Liddle, Z. Ligeti, C.-J. Lin, C. Lippmann, T. M. Liss, L. Littenberg, K. S. Lugovsky, S. B. Lugovsky, A. Lusiani, Y. Makida, F. Maltoni, T. Mannel, A. V. Manohar, W. J. Marciano, A. D. Martin, A. Masoni, J. Matthews, U.-G. Meißner, D. Milstead, R. E. Mitchell, K. Mönig, P. Molaro, F. Moortgat, M. Moskvic, H. Murayama, M. Narain, P. Nason, S. Navas, M. Neubert, P. Nevski, Y. Nir, K. A. Olive, S. Pagan Griso, J. Parsons, C. Patrignani, J. A. Peacock, M. Pennington, S. T. Petcov, V. A. Petrov, E. Pianori, A. Piepke, A. Pomarol, A. Quadt, J. Rademacker, G. Raffelt, B. N. Ratcliff, P. Richardson, A. Ringwald, S. Roesler, S. Rolli, A. Romaniouk, L. J. Rosenberg, J. L. Rosner, G. Rybka, R. A. Ryutin, C. T. Sachrajda, Y. Sakai, G. P. Salam, S. Sarkar, F. Sauli, O. Schneider, K. Scholberg, A. J. Schwartz, D. Scott, V. Sharma, S. R. Sharpe, T. Shutt, M. Silari, T. Sjöstrand, P. Skands, T. Skwarnicki, J. G. Smith, G. F. Smoot, S. Spanier, H. Spieler, C. Spiering, A. Stahl, S. L. Stone, T. Sumiyoshi, M. J. Syphers, K. Terashi, J. Terning, U. Thoma, R. S. Thorne, L. Tiator, M. Titov, N. P. Tkachenko, N. A. Törnqvist, D. R. Tovey, G. Valencia, R. Van de Water, N. Varelas, G. Venanzoni, L. Verde, M. G. Vinciter, P. Vogel, A. Vogt, S. P. Wakely, W. Walkowiak, C. W. Walter, D. Wands, D. R. Ward, M. O. Wascko, G. Weiglein, D. H. Weinberg, E. J. Weinberg, M. White, L. R. Wiencke, S. Willocq, C. G. Wohl, J. Womersley, C. L. Woody, R. L. Workman, W.-M. Yao, G. P. Zeller, O. V. Zenin, R.-Y. Zhu, S.-L. Zhu, F. Zimmermann, P. A. Zyla, J. Anderson, L. Fuller, V. S. Lugovsky, and P. Schaffner. Review of particle physics. *Phys. Rev. D*, 98:030001, Aug 2018.
- [26] Zachary Epstein, Gil Paz, and Joydeep Roy. Model independent extraction of the proton magnetic radius from electron scattering. *Phys. Rev. D*, 90:074027, Oct 2014.
- [27] M. Horbatsch and E. A. Hessels. Evaluation of the strength of electron-proton scattering data for determining the proton charge radius. *Phys. Rev. C*, 93:015204, Jan 2016.
- [28] P. Roy, S. Corsetti, M. Dimond, M. Kim, L. Le Pottier, W. Lorenzon, R. Raymond, H. Reid, N. Steinberg, N. Wuerfel, and et al. A liquid hydrogen target for the muse experiment at psi. *Nuclear Instruments and Methods in Physics Research Section A: Accelerators, Spectrometers, Detectors and Associated Equipment*, 949:162874, Jan 2020.
- [29] A. A. Vorobyev. Precision measurement of the proton charge radius in electron proton scattering. *Physics of Particles and Nuclei Letters*, 16(5):524–529, Sep 2019.

- [30] M. Hoballah, S. Cholak, R. Kunne, C. Le Galliard, D. Marchand, G. Quémener, E. Voutier, and J. van de Wiele. Merits and constraints of low- K^2 experimental data for the proton radius determination. *The European Physical Journal A*, 55(7), Jul 2019.
- [31] Toshimi Suda, Taihei Aoyagi, and Yuki Honda. Measurement of proton charge radius by low-energy electron scattering. *Physics of Elementary Particles and Fields (S72)*, 15(2):52–59, 2018.
- [32] Zhihong Ye, John Arrington, Richard J. Hill, and Gabriel Lee. Proton and neutron electromagnetic form factors and uncertainties. *Physics Letters B*, 777:8 – 15, 2018.
- [33] C. Alexandrou, S. Bacchio, M. Constantinou, J. Finkenrath, K. Hadjiyiannakou, K. Jansen, G. Koutsou, and A. Vaquero Aviles-Casco. Proton and neutron electromagnetic form factors from lattice qcd. *Phys. Rev. D*, 100:014509, Jul 2019.
- [34] Eigo Shintani, Ken-Ichi Ishikawa, Yoshinobu Kuramashi, Shoichi Sasaki, and Takeshi Yamazaki. Nucleon form factors and root-mean-square radii on a $(10.8 \text{ fm})^4$ lattice at the physical point. *Phys. Rev. D*, 99:014510, Jan 2019.