

Topology Aware Deep Learning for Wireless Network Optimization

Shuai Zhang, *Student Member, IEEE* Bo Yin, *Student Member, IEEE* Yu Cheng, *Senior Member, IEEE*

Abstract—Data-driven machine learning approaches have recently been proposed to facilitate wireless network optimization by learning latent knowledge from historical optimization instances. However, existing methods do not well handle the topology information that directly impacts the network optimization results. Directly operating on simple representations, e.g., adjacency matrices, results in poor generalization performance as the learned results depend on specific ordering of the network elements in the training data. To address this issue, we propose a two-stage topology-aware machine learning framework (TALF), which trains a graph embedding unit and a deep feed-forward network (DFN) jointly. By propagating and summarizing the underlying graph topological information, TALF encodes the topology in the vector representation of the optimization instance, which is used by the later DFN to infer critical structures of an optimal or near-optimal solution. The proposed approach is evaluated on a canonical wireless network flow problem with diverse network typologies and flow deployments. In-depth study on trade-off between efficiency and effectiveness of the inference results is also conducted, and we show that our approach is better at differentiate links by saving up to 60% computation time at over 90% solution quality.

Index Terms—network optimization, deep learning, representation learning

I. INTRODUCTION

For decades, wireless communications experienced explosive growth due to the proliferation of wireless devices, giving rise to a variety of stand-alone systems, e.g., cellular communication networks, mobile ad-hoc network (MANET) or wireless sensor network (WSN). Research efforts in designing wireless networks that can deliver a good performance in terms of diverse quality-of-service (QoS) metrics have been underway for a long time. Most network optimization tasks follow the paradigm of mathematical programming: given the constraints of resources or budget, how performance metrics or utility can be improved through judicious allocation and scheduling. Typically, given the broadcast nature of wireless communications, only a subset of communication links in a wireless network can be activated concurrently for interference mitigation [1]–[3]. With such a combinatorial structure, it is not uncommon that the optimization tasks in wireless networks are NP-hard [4]. To tackle this challenge, studies on the wireless network optimization in the past years focus on the development of approximation algorithms [5]–[7]. Wireless networks are envisioned to be an integral part of many emerging applications, e.g., the Internet of Things (IoT), which

are inherently dynamic and require adaptive control. In this way, the conventional approaches are becoming increasingly infeasible since problem instances are solved in a case-by-case manner. Inspired by the recent success of machine learning (ML) in other domains, data-driven approaches receive a lot of attention in the area of wireless network optimization.

One major thread of the ML-based approaches adopts the methodology of reinforcement learning (RL). Generally, the target wireless network control problem is formulated as a Markov decision process (MDP) problem, in which the dynamics of the network elements are assumed to be Markovian. And a controller learns a reasonable policy for managing the network resources via continuous interactions with the environment. By leveraging its experiences, the controller can improve its estimates with respect to the values of taking different actions in a specific network setting. With sufficient exploration and exploitation, the estimates converge and can guide the controller to make informed decisions. Although the learning processes of the RL-based approaches incur low overhead, the quality of the resulting policies heavily relies on the stationarity (in a stochastic sense) of the network dynamics. In other words, the RL-based approaches are not suitable for application scenarios where the network conditions may change abruptly. Therefore, current applications of RL-based approaches in wireless networking are limited to deal with problems in which long-term average performances are considered, e.g., wireless network caching [8], cellular traffic scheduling [9], and channel access control [10].

Another direction of applying ML to wireless network optimization follows the paradigm of supervised learning. Specifically, works in this thread aim to utilize the pattern matching capability of deep neural network (DNN) for distilling useful insight with respect to a specific optimization task from the historical problem instances that are solved by conventional algorithms. Thanks to the strong generalization capability of DNN, the knowledge it discovers from the empirical data can be leveraged to solve new problem instances that share similar problem structure with the historical ones [11]–[13]. A natural idea of developing an ML-based approach to solve network optimization tasks in this way is to build an end-to-end learning framework in which the mapping from problem instances to solutions is approximated. However, many wireless network control problems require cross-layer optimization, e.g., joint design of scheduling and routing algorithms. For those tasks, learning the aforementioned mapping explicitly is intractable. Instead of building a ML model that outputs the solutions directly, the work in [14] circumvents this difficulty via training a DNN that learns meaningful properties of the

The authors are with the Electrical and Computer Engineering Department, Illinois Institute of Technology, Chicago, IL 60616, US (email: szhang104@hawk.iit.edu; byin@hawk.iit.edu; cheng@iit.edu)

solution space. More precisely, the approach proposed in [14] can identify the subspace in which an optimal or near-optimal solution is included with high probability. As the search space is narrowed down, the total amortized computation cost of the conventional approximation algorithm can be significantly reduced.

However, a limitation with the existing works is that the network topology information is not processed with a proper model. As we show in the later sections, graph information encountered in networking scenarios is fundamentally different from other types of data, e.g., images or texts, and thus should be captured by a topology-aware model, whose parameter updating directly follows the network interconnection relationship. The commonly used neural network approaches, e.g., feed-forward or convolution neural networks operating on the node or link information such as the adjacency matrix of the network topology, tend to overlook this. Doing so causes the solutions to be tightly connected to the spurious patterns in the data — like the order in which the link elements are processed, lowering the usefulness of the learning technique. For example, merely changing the ordering of the nodes in a network could make the trained ML model collapse, as the adjacency matrix over a different index set may look like a totally different input to the machine.

As a response, we propose a topology-aware machine learning framework for a general network flow problem in wireless ad-hoc networks. The key idea is that the neural model incorporates structure-level topological information, e.g., number of neighboring node, number of links in a neighborhood, number of hops of a path, rather than simple adjacency matrix, so that its output representations have network structure directly built into it, resulting in a more accurate pattern extraction. Specifically, we adopt the message-passing technique used in graphical model inference to process the topology, which can properly summarize the geometric structure of each node's neighborhood and propagate such information to all the nodes. The output of such a processing procedure is that each network node and link is encoded into a vector, which can be used to infer useful information for future processing. This type of topology processing technique is also termed as graph embedding techniques. In this paper, the graph embedding is implemented as a graph convolution network (GCN). The GCN is further concatenated with a deep feedforward network (DFN) to form a two-stage topology-aware machine learning framework (TALF). We apply the TALF network to help mitigate the computation complexity of the classic wireless network flow optimization problems. Specifically, we show how this framework accurately identifies the network links relevant to the specific problem instance configurations, and reduces the future computation time in the context of routing traffic and scheduling links in a multi-hop wireless setting.

It is noteworthy that a few very recent literature also report integrating graph embedding techniques with machine learning to address certain wireless networking problems [15]–[17]. However, those studies mainly focus on scheduling issues in the simple single-hop device-to-device networking scenario. Compared to these existing works, our study in this paper embraces unique features in three importance aspects. First, our

problem solution is flow-based, so there is a strong correlation between the network link usage, meanwhile the contemporary works mostly cover one-hop ad-hoc networks where the links are less coupled. Second, we adopt an edge-centric view where the topology awareness is performed on network link level rather than nodes, therefore we do not require the use of node coordinates but only the connectivity between the links. Third, our problem has a non-trivial, variable-length input due to the variable sizes of networks, which can significantly affect the variable-length output, while other works tend to focus on problems with fixed-dimension input and outputs. To deal with this, we incorporate attention mechanism [18] on top of the learned topology-aware representation to enable the variable-length processing.

Our contributions can be summarized as the following:

- We propose a new framework aimed at lowering average time cost of network flow optimization problems by learning from historical data. Our approach builds upon state-of-the-art graph learning techniques and attention mechanism to enable robust processing of variable-sized problem instances.
- Our work analyzed the effects of the learning techniques in graph-learning based networking setting, including weighted cross-entropy loss function, optimal selection of training batch size, threshold values. Significant trade-off between computation time and network capacity is observed through extensive numerical results over different topologies.
- We confirm the hypothesis that there is a mapping relationship between the optimization problem instance expressed in graphs and the optimum decisions, and that such decision can be approximated through the use of topology-aware neural network structure. We observe robust performance over changing topology and network traffic patterns, and notice that certain pruned problem instances can yield even better performance, which is a worthy topic for further research.

The remainder of this paper is organized as follows. The related works are summarized in Section II. Section III describes the system model and the problem we aim to study and provides analysis on the problem size. Section IV introduces the general learning framework for link evaluation and proposes the improvement of structural information propagator. Numerical results and performance evaluations are presented in Section V.

Note on the notations: unless otherwise noted, lower-case letters (a) represent scalar value and calligraphic capital letters (\mathcal{A}) represent sets or collections. Bold-face letters (\mathbf{a} , \mathbf{A}) are used to denote vectors or matrices.

II. RELATED WORKS

Wireless Network Optimization In the past decade, multi-hop wireless networking has received much attention [19], [20], as a viable alternative to the existing single-hop based networking paradigms. In this network, a data packet is transmitted through multiple transmitter-receiver pairs before reaching its destination. Many works have discussed the resource allocation aspects such as channel assignment, base

station association, scheduling and power control using various mathematical programming algorithms [21]. The problem to solve are formed as a wireless network utility maximization (WNUM) model and solved with iterative algorithms [22]. In practice, the controller needs to solve a sequence of problems whose programming models are similar, e.g., same problem structure with different coefficients. Typically, the recent problem instance is solved either from scratch or with trivial reoptimization approach, i.e., starting from the solution of previous instance [23]. This kind of paradigm cannot effectively exploit empirical knowledge, which has the potential to improve the computation efficiency of solving the subsequent instances.

Graph Embedding in Wireless Networking Very recently, several works have demonstrated that applying graph embedding techniques to extract structural features of the underlying graphs can boost the performance of neural-based approaches for different WNUM problems [15]–[17]. Specifically, convolutional neural network (CNN) is used in [15] to learn a compact representation of the spatial interference, with which the device-to-device (D2D) links can be scheduled efficiently to obtain near-optimal performance in terms of sum-rate. To further improve the performance, the work [16] applies the novel graph neural network (GNN) to compute a low-dimensional feature for each node in the D2D network. Similarly, the work [17] proposes a GNN-based approach to address the wireless power control problem, in which a GNN is employed to capture the invariance property of interference channels. It's worth noting that all these works focus on one-hop communication, e.g., D2D communication. How to take advantage of the GNN techniques for addressing network flow problem, in which multi-hop routing is involved, remains an open issue.

III. THE SYSTEM MODEL AND PROBLEM FORMULATION

In this section, we outline the wireless network optimization problem to be solved with the help of learning algorithms. The formulation is of similar form with our prior work [14] in which a multi-radio multi-channel (MRMC) network model and physical interference model are considered. To better demonstrate the effectiveness of the topology-aware approach, we restrict our attention to single-radio single-channel (SRSC) wireless networks with protocol interference model. Rather than the overcomplex energy efficiency problem, here we focus on the classic maximum multi-commodity flow problem in the wireless setting, which is still NP-hard.

A. Network Model

We consider a general multi-hop wireless flow network $G(\mathcal{N}, \mathcal{E})$, where wireless link $e \triangleq (u, v) \in \mathcal{E}$ has capacity $c(u, v)$. There are K commodities and each of them is defined by (s_k, t_k, d_k) , where s_k , t_k and d_k respectively represent the source, sink and demand of commodity k . The set of the commodities is denoted by \mathcal{C} . Let variable $f_i(u, v) \in \mathbb{R}_{\geq 0}$ be the flow rate over the link (u, v) with respect to commodity k . The demand of commodity k can be expressed as

$$d_k = \sum_{v \in \mathcal{N}} f_k(s_k, v) - \sum_{v \in \mathcal{N}} f_k(v, s_k). \quad (1)$$

Each node is equipped with a single radio with identical capability, specified by detection range and transmission range. Node u can only transmit to v if and only if their distance is smaller than the transmission range of node u . If another node u' within the detection range of node v chooses to transmit data to other nodes at the same time, then at the receiver v the transmission from u' is treated as interference and the throughput performance over the line (u, v) is deteriorated as a result. The network operation needs to provide a feasible way to maximize the amount of data transmitted from the sources to sinks within one time slot, which is the throughput of the flow network $\sum_{k=1}^K d_k$.

B. Joint Routing and Scheduling

We consider the communication links to follow the protocol interference model [24]. This means a transmission from node u to node v is successful only if no other nodes within the detection range of v is simultaneously transmitting. Moreover, each node works in a half-duplex manner, which prohibits the concurrent activation of links that involve overlapping nodes. The conflict relations among all the links can be characterized by a conflict graph.

We adopt the pattern-based formulation in [25], where a transmission pattern is an independent set of the conflict graph. Formally, each pattern is characterized by a $|\mathcal{E}|$ -dimensional vector, where the j th component equals to the feasible capacity of the j th link in this pattern. More precisely, if link (u, v) is active in pattern m , the value of its corresponding component, denoted by $p_m(u, v)$, is $c(u, v)$; otherwise, it equals to 0. To ensure interference-free communications, all the transmission patterns are supposed to be scheduled in a TDMA manner. Let \mathcal{M} be the set of all the transmission pattern and α_m denotes the fraction of slot allocated to pattern m .

Generally, all the flow variables need to satisfy following constraints.

- Link capacity: the sum of all the flows over a link does not exceed its capacity, i.e.,

$$\sum_{k=1}^K f_k(u, v) \leq c(u, v), \quad \forall (u, v) \in \mathcal{E} \quad (2)$$

- Flow conservation: for commodity k , the amount of flow entering an intermediate node equals to that exits the node, i.e.,

$$\sum_{u \in \mathcal{N}} f_k(u, v) = \sum_{u \in \mathcal{N}} f_k(v, u), \quad \forall v \neq s_k, d_k; \forall k \quad (3)$$

The interference-free requirement introduces following constraints.

$$\sum_{k=1}^K f_k(u, v) \leq \sum_{m \in \mathcal{M}} \alpha_m p_m(u, v), \quad \forall (u, v) \in \mathcal{E} \quad (4)$$

$$\sum_{m \in \mathcal{M}} \alpha_m = 1 \quad (5)$$

In summary, the maximum multi-commodity flow problem

in wireless networks can be formulated as

$$\begin{aligned}
 & \text{Minimize} && \sum_{k=1}^K d_k \\
 & \{f_k(u,v)\}, \{a_m\} && \\
 & \text{s.t. constraints (2), (3), (4), (5)} && \\
 & f_k(u,v) \geq 0, \quad \forall (u,v) \in \mathcal{E}, k && \\
 & \alpha_m \geq 0, \quad m \in \mathcal{M} &&
 \end{aligned} \tag{6}$$

The problem described above has the form of linear programming, because the objective and constraints are linear functions. However, it is easy to see that to obtain a set of non-interfering tuple links is equivalent to finding a graph coloring of links. Therefore the problem is essentially a mixed-integer linear programming (MINLP) type with an exponential number of variables, since each transmission pattern requires a time variable in the formulation Eq. (5). It is not practical to enumerate all patterns and use a standard linear programming solver. Practical algorithms typically employ the column generation method [26], which starts from an initial set of transmission patterns, solve a partial problem and use the dual solution to generate new pattern to add in the problem. Following this procedural column generation, a solution sufficiently close to the optimum solution to the original problem is obtained. In this way the algorithm memory usage is saved and complexity can be controlled as a trade-off with the objective. The reader is referred to the work [25] for a more detailed account of this method, which we use as a teacher algorithm in the later sections. The key intuition behind it is that the final optimum result only makes use of a very small subset out of all the transmission patterns, and most of the other patterns are given zero time share.

IV. LINK EVALUATION WITH TOPOLOGY-AWARE MACHINE LEARNING

Column generation method effectively mitigates the exponential *storage* requirement of the problem; yet the time complexity remains. This is because the search space is determined by the number of transmission patterns, which is an exponential function of the number of links in the network $|\mathcal{E}|$.

To combat this issue, we propose the use of machine learning combined with historical data to extract useful patterns. Rather than learning to solve the problem giving the exact time share and what patterns to use, it is more practical to identify what fraction of all links is likely to be used. This evaluation of link importance is helpful because it reduces the problem complexity on the exponent by eliminating the links unlikely to be used from consideration; If there is a mapping from the network instance and the demand set to the used links, then with suitable neural networks it can be approximated.

The proposed framework is illustrated in Fig. 1, which consists of a graph embedding unit and a topology reduction network.

During training phase, the parameters of these two modules are updated jointly to minimize the empirical loss with respect to the historical problem instances. When the trained model is used for inference, the graph embedding unit generates a

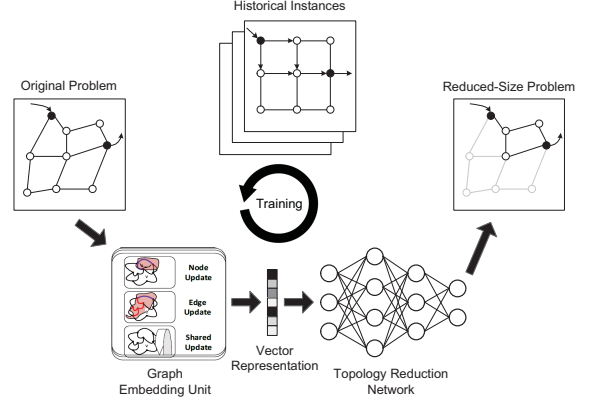


Fig. 1: Overview of the TALF

vector representation of the optimization problem, which is then fed into the topology reduction network to construct a new problem instance with reduced size.

A. Supervised Learning for Link Evaluation

The input to this model is a graphical representation of the problem $G = (\mathcal{N}, \mathcal{E}, \mathbf{V}, \mathbf{E})$, where \mathcal{N} and \mathcal{E} are respectively node and link sets. Matrix $\mathbf{V} \in \mathbb{R}^{|\mathcal{N}| \times d_v}$ stores the d_v -dimension feature vectors containing node-specific information. Likewise the link specific feature vectors are stored in matrix $\mathbf{E} \in \mathbb{R}^{|\mathcal{E}| \times d_e}$. The specific layout and content of the feature vectors depend on the specific application scenario. For our purposes, the node feature indicates the corresponding destination node if it acts as a source in the demand set \mathcal{C} ; the edge features contain a link quality estimation indicating the average link rate. The high level summary of the whole framework is as follows.

a) Input Layer: The input layer takes the vectors representing the problem instance. A minimum working arrangement includes node and link attributes, and the *sparse* representation of adjacency matrix A_{sparse} , which internally is implemented by a list of coordinates where the element is non-zero; and the set of demands specified by set of two-tuples of nodes.

b) Topology-aware Problem Embedding: For each input case, the raw input vectors are used to form vector representations of the problem graph structure, in the form of $|\mathcal{N}|$ node embedding and/or $|\mathcal{E}|$ link embedding. Another part of the problem input, the variable-sized demand set \mathcal{C} , is generated using a set function from the node embedding vectors.

c) Inference and Output: The problem-specific output is generated from the embedding vectors of nodes or links and other input information. The output dimension can be either a fixed number or equal to the number of network elements; For example, in the link usage prediction task, the dimension is equal to the number of physical links in the network, and the *link values* $\mathbf{y} \in [0, 1]^{|\mathcal{E}|}$ are interpreted as the probabilities of each link being used by the optimal solution.

d) Prediction: After the training, for any input this framework outputs a corresponding output representing the

inferred value of the network elements. The values are used by the user for determining the how relevant each item is in the original problem. We start from a minimum spanning tree of the problem network as the initial link set. This is because in order to transport data, the utilized link set must contain at least a path from the nodes with traffic demands; This ensures that the resulting link set is *feasible* in the sense that the demand can be satisfied with at least one transmission pattern consisting of activating each link along the path in different time slots. The scores returned from the neural network is used by adding links with higher scores higher than a threshold values α to the initial set. The pruned problem instances only contain links within this set. The process can be summarized in Algorithm 1.

Algorithm 1: Topology-Aware Link Evaluation

```

Build training set consisting of records  $\{G_i, \mathcal{U}_i, \mathcal{E}_i, \mathbf{y}_i\}_i$ ;
Train a topology-aware model with the training data;
foreach Scheduling Session do
    Initialize the set of links with a spanning tree of the
    network;
    Obtain the set of link scores  $\mathbf{y}$ ;
    Add links with a high score to the solution set;
end

```

B. Topology-Aware Embedding Principles

We consider the topology-aware processing to be an indispensable part of applying machine learning to network research, because the lack of it leads to undesirable fitting on the network element ordering. Assume that one directly learns from the usual representations like adjacency matrix, where an element (i, j) is 1 if there is connection between node i and j and 0 otherwise, it would be difficult to correctly represent the structure for two reasons. One, the final decision is likely to depend on the specific order of the elements, as to learning algorithms, permuted adjacency matrices are different inputs. If the permuted version does not appear in the training data, it is unlikely that they both correspond to the same output. Second, assignment-matrix style representations are sparse for typical networks of non-trivially small size, since the number of usable links $|\mathcal{E}|$ is far below the number of possible node pairs $|\mathcal{N}|(|\mathcal{N}| - 1)$. Learning from sparse data is difficult to do with today's learning frameworks [27].

The intrinsic difficulty is due to the fact that graphical structures lack inherent order: unlike images or time series where there is a spatial or temporal ordering by which the representation is unique, the nodes and edges information could be passed in any order to the learning algorithm while not changing the underlying mathematical object. But neural networks are able to pick up *any* pattern in the data, including those that arise from the particular ordering of the element. While this serves well in other applications like image classification, it hurts the generalization ability in graph based problems [28]. On the other hand, generating a representation which corresponds to graph structure rather than its element ordering is reducible to the GRAPH ISOMORPHISM problem

in graph theory, which is non-trivial and still yet to be known to whether belong to the NP-class [29].

Considering the importance and practical difficulty of differentiating graph structures, with our final goal — predicting the link importance — in mind, we compromise by designing the embedding step to satisfy these properties instead:

- 1) The output value should be constant with respect to the changes in the order of network nodes or links, if its dimension is not tied to the number of nodes or edges in the graph. This requires that we get the same evaluation of link importance regardless of how the node or edge changes its index.
- 2) The output values should change its order in the same manner as the input if its dimension is tied to the number of nodes or edges in the graph. This is useful when we want to infer information on a per-node or per-link basis: it only makes sense that the prediction tracks the network elements it needs to represent.¹
- 3) The vector representation of node or links should directly encode associated feature information. This item is necessary as in network applications, the associated information (e.g., node queue capacity, link strength etc) is as important as the graph structure itself in determining the output.

The end result is a topology-based “signature” to each graph element, such that the learning algorithm could have access to not only the index information, but also the surrounding structure.

To achieve the above stated goals, we use the message-passing network [30] approach. It iteratively updates the edge and node embedding vectors based both on the feature vectors and the graph structure. This process is also known in other works as the graph convolutional network [31]. It bears a strong resemblance to how a network operates in the normal working state: each node sends to and receives from its neighbors and makes updates, and as a result the updated states is a implicit function of graph topology. After a few rounds every node has partial information about the neighborhood it is in.

If this process is repeated on different scales, e.g., message passing from one neighborhood to another, then the local information gradually is refined into a high-level summary of the current global state. The interconnection is encoded implicitly through the multiple rounds of update. No matter how the nodes and links in the graph change their order in the graph, since topologically for each node or link, its neighbors remain unchanged.

Another consideration to ensure these properties is to adopt symmetry whenever possible. When updating the embedding of network elements, care must be taken to ensure that each of them was processed in a symmetric manner. Specifically, if the update is done with a parameterized model, it must remain the

¹For example, the algorithm sees the node information in the order of “n1,n2,n3” and predicts its usage to be “0.4,0.6,0.2”, and if the input order is changed to “n2,n3,n1” we want the output to be “0.6,0.2,0.4”. Without this property, the learning algorithm cannot really follow the graph structure as the order of nodes becomes an issue.

same across the whole set of similar elements. Similarly, aggregation from multiple symmetrical elements, like nodes from a same graph, should treat them in the same manner. This way the output will be decoupled from ordering and only related to network nodes' or links' feature and their interconnection. Incidentally, Deep Convolutional networks (not to be confused with graph convolutional networks, though draws from similar high level motivation, is different in both implementation and application) used in image learning embody such ideas.

C. Proposed Link Evaluation Network Structure

Even though neighborhood message passing methods has been widely known, our approach is set apart from its typical usage by the following improvements:

- 1) we use both node and edge information, and use granularized directionality in the neighborhood message passing process;
- 2) we combine the attention mechanism to properly encode the variable number of traffic demands, and obtain prediction results of variable dimension.

To that end, first we obtain a new graph G' where the nodes are the links in the original input graph G , and any edge in G' represents the fact that the two links in G have a common node, denoted as *neighbor edges* henceforth. The end result is known as the *line graph*. Because the links are directed in networking settings, we further differentiate the different types of neighborhood relationship, as illustrated in Fig. 2. They correspond to cases when:

- neighbor edge enters the source node of this edge;
- neighbor edge enters the destination node of this edge;
- neighbor edge departs the source node of this edge;
- neighbor edge departs the destination node of this edge;

The initial node embedding $\mathbf{H}_N^{(0)}$ is a learn-able matrix, and similarly the initial edge embedding $\mathbf{H}_E^{(0)}$ is a learn-able matrix with each rows concatenated by its capacity information.

These embedding vectors are updated iteratively for a fixed number of rounds, denoted by L_E and L_N , respectively for edges and nodes. In the $l + 1$ -th iteration, the update is a weighted combination of the neighbors' embedding vectors:

$$\mathbf{H}_E^{(l+1)} = f_\sigma(\mathbf{H}_E^{(l)} \mathbf{W}_{Es}^{(l)} + \sum_{i=1}^4 f_\tau(\mathbf{K}_{ni} \mathbf{H}_E^{(l)} \mathbf{W}_{Eni}^{(l)})) \quad (7)$$

$$\mathbf{H}_N^{(l+1)} = f_\sigma(\mathbf{H}_V^{(l)} \mathbf{W}_{Ns}^{(l)} + f_\tau(\mathbf{D}^{-\frac{1}{2}} \mathbf{A} \mathbf{D}^{-\frac{1}{2}} \mathbf{H}_V^{(l)} \mathbf{W}_{Nn}^{(l)})), \quad (8)$$

where $\mathbf{W}_{Eni}^{(l)}$, $\mathbf{W}_{Vn}^{(l)}$ and $\mathbf{W}_{Ns}^{(l)}$, $\mathbf{W}_{Es}^{(l)}$ are trainable parameters associated with each layer, and f_σ and f_τ are element-wise non-linear activation functions. The final obtained embedding vectors are $\mathbf{H}_E^{(L_E)} \in \mathbb{R}^{|\mathcal{E}| \times d_{e-emb}}$ and $\mathbf{H}_N^{(L_N)} \in \mathbb{R}^{|\mathcal{N}| \times d_{n-emb}}$. The filter matrices \mathbf{K}_{ni} , $i = 1, 2, 3, 4$ are constant matrices for retrieving the edge representations of different types of edge neighbors. \mathbf{D} and \mathbf{A} are degree and adjacency matrix following the conventional graph theory definitions.

The above update takes the current embedding vectors from the neighborhood of each node or edges, linearly transform it,

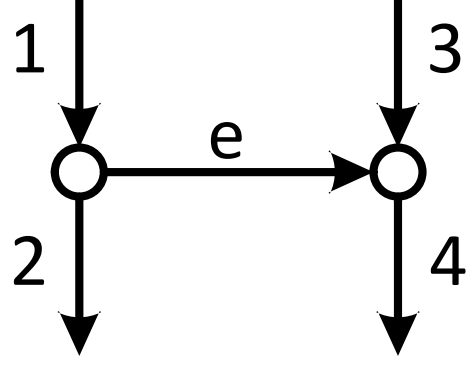


Fig. 2: Different Types of Edge Neighbors from the directionality of edges

and add the result to the embedding vector of the current node or edge. This

To encode the information of demand sets \mathcal{C} , we use a feed-forward network with set-invariant properties [32] using the embedded nodes as the input:

$$\mathbf{q}_C = \sum_{c \in \mathcal{C}} \tau_q(\mathbf{h}_{c0}^{L_N} \parallel \mathbf{h}_{c1}^{L_N}), \quad (9)$$

where $c0$ and $c1$ represent the source and destination nodes in demand c . \parallel symbol denotes vector concatenation and τ_C is the nonlinear activation function. This operation concatenate the source and destination node embedding, and then apply a feed-forward network, whose parameters are the same for all demand records. The final results are added as a vector representation of the demand.

The prediction $\hat{\mathbf{y}} \in \mathbb{R}^{|\mathcal{E}|}$, with elements in $[0, 1]$ indicating the likelihood that the link is going to be relevant in the master problem, is generated with the attention mechanism:

$$\hat{\mathbf{y}} = \text{ReLU}(\text{Attention}(\mathbf{q}_C \mathbf{W}_q, \mathbf{H}^{(L_E)} \mathbf{W}_V)) \quad (10)$$

$$\text{Attention}(\mathbf{x}, \mathbf{Y}) \triangleq \mathbf{Y} \Delta \mathbf{x}, \quad (11)$$

where the demand set vector \mathbf{q}_C and the edge embedding are first converted to an equal dimension by the coefficients $\mathbf{W}_q \in \mathbb{R}^{2d_{n-emb} \times d_{att}}$ and $\mathbf{W}_v \in \mathbb{R}^{2d_{e-emb} \times d_{att}}$, and then use inner product followed by the non-linear ReLU activation function to get the final prediction.

Intuitively, this operation measures for each link how relevant they are under the current network topology and the given demand set, where the score is given by the inner product.

D. Discussion of training details

1) *case generation*: We run a network controller performing the algorithm presented in [33], and collect the problem instances and optimum solutions data: the problem instances are generated with a given node position distribution, and they vary in the network scale (not exceeding the maximum node number \bar{N}) and traffic demands. The problem graphs with traffic demands, and the final resulting link flows are recorded.

Algorithm 2: Topology Propagation Unit

Input: $G, \{\mathbf{x}_v^{(1)}\}_{v \in V}, \{\mathbf{y}_e^{(1)}\}_{e \in E}, \mathbf{s}^{(1)}, \text{update-order}, K$
Output: Topology-Encoding vector of G : $\mathbf{s}^{(K+1)}$
for $k = 1$ **to** K **do**
 // update node or edge first according to
 update-order
 for $v \in V$ **do**
 $\mathbf{x}_v^{(k+1)} = f_v(g_v(v), \mathbf{s}^{(k)}, \mathbf{x}_v^{(k)})$; // node state
 end
 for $e \in E$ **do**
 $\mathbf{y}_e^{(k+1)} = f_e(g_e(e), \mathbf{s}^{(k)}, \mathbf{y}_e^{(k)})$; // edge state
 end
 $\mathbf{q}_C = \sum_{c \in C} \tau_q(\mathbf{h}_{c0}^{L_N} \parallel \mathbf{h}_{c1}^{L_N})$; // demand set
 encoding
end

In the training dataset, the link values are binary values, taking on 1 when the link is used and 0 otherwise. The problem instances with traffic demands, and the final resulting link flows are recorded, and each item in the training set contains the tuple (G, E, V) .

2) *layer structure to promote robustness*: Another aspect to improve training results is the use of dropout and batchnorm layers [34], [35]. The former type of process randomly resets the latent layer activation to achieve perturbations to the learning process, and the latter type normalizes the data in a batch to avoid the shift of variance, which helps the training to be stable and robust when varying the training dataset.

3) *loss function*: Loss function is a measure of how far the current predictions are from the target values in the training set. Here we use a modified cross-entropy, the sum of binary cross-entropy of the individual link's usage distribution:

$$\sum_{i=1}^{|\mathcal{E}|} w_i (y_i \log \hat{y}_i + (1 - y_i) \log(1 - \hat{y}_i)), \quad (12)$$

where y and \hat{y} are respectively the actual and predicted link values; w_i is the link-wise weight coefficient. This value is calculated on batch sample basis when using SGD (stochastic gradient descent) algorithm to minimize.

This is because we are essentially performing a multi-label classification on the links: given a network topology G and a demand set \mathcal{C} , for each of the link l , the goal is to use neural networks to approximate the conditional probability $\hat{y}_l = p_l(\text{use} = 1 | G, \mathcal{C})$. The likelihood of observing the link usage pattern is therefore $\prod_l \hat{y}_l^{y_l} (1 - \hat{y}_l)^{1-y_l}$. Equivalently, its negative logarithm is the exact form of cross entropy.

We further modify the weights to deal with the *class imbalance* issue: the number of links used is outnumbered by those not used. To prevent the algorithm from blindly predict non-zero for all cases, we assign the weights of the links as $w(l) = 1.0 + 10 \times \text{normalized flow}$.

V. NUMERICAL RESULTS

In this section, we evaluate the effectiveness of the topology-aware learning in a generic multi-hop wireless ad-hoc setting where the scheduling and routing decision need to be made considering the link interference relationship. We use past optimized schedule results as the training data and obtained a deep neural network model which predicts the usefulness of the network links based on problem input. With this information less useful links are pruned from the problem instance and a smaller-sized problem instance is obtained to reduce the computation cost. The key findings are summarized as follows:

- Topology-aware learning consistently achieves better prediction accuracy and lower case solving time than the alternatives;
- The proposed improvements to topology-embedding schemes based on directed edge embedding and attention mechanism further enhances the model's ability to generalize to unseen instances, at a cost of greater computation overhead.
- Experiment parameters play an important role in performance in addition to model. The loss function, decision threshold and batch size have an optimum range. Networks with bounded degree and randomly-located graphs perform better under the current topology-aware approach.

A. Experiment Setup

1) *case generation*: The supervised learning algorithm uses training datasets generated from the teacher algorithm [36]. Each sample in the datasets corresponds to a problem instance. Unless otherwise stated, the problem instances are described with the graph format and software library functions provided by networkx [37]. The network instances are generated following different rules: In *random* dataset, the network is a *random geometric* graph: a given number of nodes are uniformly randomly placed within a square area, with minimum and maximum distances d_{\min} and d_{\max} ; In the *grid* dataset, the nodes are placed on a rectangular grid with a unit Gaussian random perturbation $\mathcal{N}(0, 1)$ to model the error in deployment. The nodes are connected to as many neighbors as possible within their transmission range. This is a case with high structural similarity within the graph, and hence is more difficult to separate different parts from each other. The *waxman* [38] dataset contains the cases where the nodes form an edge with a probability $p = \beta \exp(-d/\alpha L)$, where d and L are the distance and the maximum distance between two nodes.

Once the network nodes and links are placed, we calculate the each link's maximum rate as the Shannon capacity when there is only system-wide white noise and no interference. For each of the scenario we also augment the dataset by generating perturbed instances: we introduce random additive uniform noise to the link rates to model the fact that the algorithm needs to make decision in the presence of noisy data.

For each configuration, we randomly generate the node pairs with demands. The node pairs are checked to ensure that at

Parameter	Value
# of nodes	16, 50, 64
# avg. links	48, 191, 240
# of traffic demands	1-3
# of training cases	20000, 30000, 50000
Hidden dimension	256, 512

TABLE I: Parameters for Case Generation and Testing

least one path exists between them. Then the optimization problem is solved with a column generation method as listed in [39], which consists of iterations of linear programming solved by commercial solver Gurobi [40] until the solution converges. The solution contains which network links are scheduled and for how long in one time slot, as well as the total amount of per-link flow.

2) *comparisons and testing*: The learning algorithm has access to the graph topology (including all the nodes and their connectivity), the link capacity and the which nodes have demands, and also the per-link time and flow information. We reserve 90% of the cases for training and the rest for testing. Among the training portion, 10% are used for validation, which guides the choice of hyperparameters like layer depths and layer element counts. More of the detailed parameter settings can be found in Table I.

The models we tested are:

- TALF, the proposed directed-edge attention model;
- SAGECONV, the node-based graph invariant embedding model [41];
- MLP, the basic multi-layer perceptron without graph embedding;
- MLP-ADJ, basic multi-layer perceptron with adjacency matrix as structural information;
- RAND, the random link deletion method as a baseline.

We evaluate their performance under several scenarios and discuss their strength and weakness.

A concrete Example. Before discussing the test results, we show an example to illustrate the prediction results in Fig. 3. This is a network with a single flow from Node 3 to Node 7, from the `random` dataset. The links marked with yellow arrows are those calculated to be the optimum result with conventional algorithm; and the annotated numbers show the predicted importance of the links that are significant (top 15%). It can be seen that the learning-based evaluation correctly identified the critical links by giving a large usefulness metric.

Exactly how good these predictions are depends on the specific case. The uniqueness of the links is a factor affecting the accuracy. We observe more occurrences in the `grid` dataset, meaning links that are off the optimal path also receive erroneously large values. This is possibly due to the fact that the representations of these links are similar to those of the optimal ones, and as a result the algorithm has difficulty differentiating between them. Similar observations are made for the multi-flow and large scale networks cases that there exists a high correlation between the link metric and its

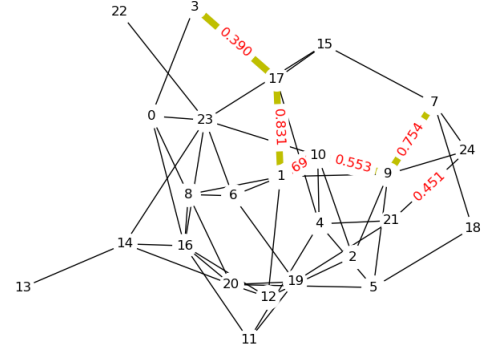


Fig. 3: Samples of the learning results. The colored links are used by the optimum solution in the teacher algorithm. Links that are considered significant are marked with their scores. The high scorers are preserved and others are pruned to obtain reduced instances.

presence in the optimal solution, but the regularity in the network structure can lower the performance.

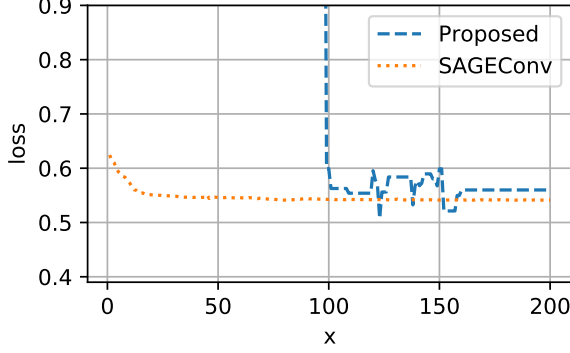
B. Link Value Prediction Accuracy

The learning algorithm assigns a number between $[0, 1]$ to all the links in the network. We remove all links with values lower than α and solve the reduced instance. We mainly focus on the following metrics:

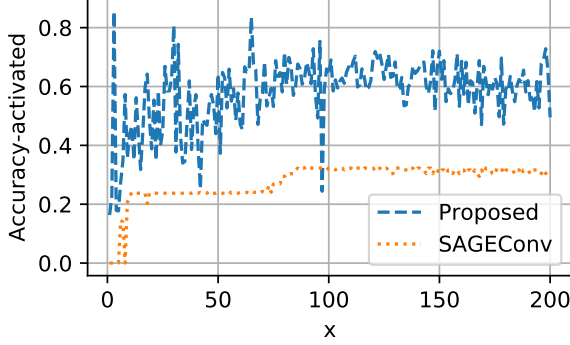
- accuracy: defined as the ratio of the number of rightly predicted links (both used and unused) which match the actual usage to the number of all links;
- precision: the ratio of predicted and actually used links to the predicted used links;
- recall: the ratio of predicted and actually used links to the actually used links;
- approximation ratio: the ratio of the reduced problem instance's optimization goal and that of the original problem.

The detailed metrics across different instance generation methods and are reported in Table II. For each setting we run with different random seeds and take the average. We discover that across the test cases the presence of topology information improves the overall prediction quality by a significant margin: the proposed method is better at finding out the important links, demonstrated from the higher accuracy and approximation ratio. At the same time, it still expresses high selectivity, in the sense that it does not have the tendency to prefer predicting the link to be useful. And the usage of simple topology representation like adjacency matrix helps, but achieves a similar accuracy with higher variance. This finding suggests the importance of good representation of the problem topology. Not only more right links can be associated, but also with less variations that is the caused by generalization failures.

Our proposed method is more suited with this problem data, as evidenced by the loss and accuracy curve in the plot in Fig. 4. The data was taken when training the model on grid topology networks, which is generally more difficult



(a)



(b)

Fig. 4: Training Loss and Accuracy as a function of epochs

for the model to differentiate. Loss is a differentiable metric showing how the model is doing with the provided training and evaluation data while the accuracy depicts the general soundness of the model's capability. We can observe that the descent of loss happens at a higher slope and generally a few epochs earlier than the other studied methods, despite using identical learning rate and batch size settings.

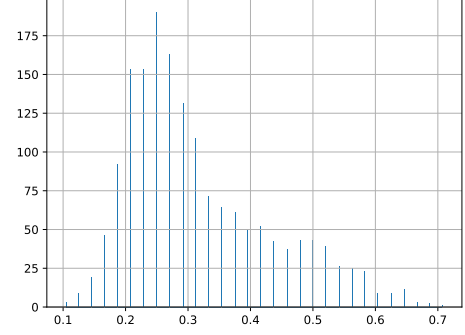
C. Problem Scale Reduction

In this subsection we examine how much speedup one can achieve when running a machine learning based scheme to assist the optimization. After the training, we compare the computation times before and after enabling the learning algorithm, for running the test cases in the dataset and the results are summarized in Table III. We consider the effective computation time to be defined as

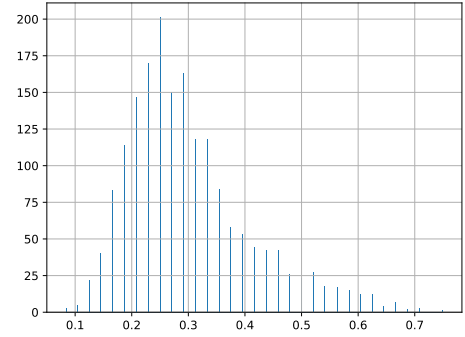
$$t_{\text{reduced instance}} + t_{\text{backoff}} + t_{\text{inference}}, \quad (13)$$

where $t_{\text{inference}}$ is the time for the machine learning algorithm to generate a prediction for the case; $t_{\text{reduced instance}}$ is the time for solving a reduced-sized instance; t_{backoff} is the time to add back links until the problem is feasible in the case the reduced instance cannot admit connectivity between the nodes with demands.

Since the optimization problem's complexity is exponential, any reduction on the number of links causes a significant drop in the solver's time cost. On average, for the different



(a)



(b)

Fig. 5: Problem Complexity Reductions. (a) is run with `grid` dataset of 32 nodes. (b) is run with `random` data set of 32 nodes; (c) is the `waxman` dataset with 32 nodes.

datasets we see slightly higher reduction in datasets with more randomness, especially in the graphs which are generated with a power-law node degree distribution. This can be attributed to the more diverse structure identity of the network elements in a random topology, hence enjoying a better prediction accuracy.

We can see that there is a reduction in the computation time as in most cases the effective problem size is reduced, and if the input cases have significant correlation following a series of changes, the effective time cost can be even smaller. From the distribution plot Fig. 5 one can see that in some cases the speedup can reach 60%.

D. Effects of Algorithm Parameters

We show that through experiments the effects of various parameter settings.

1) *threshold*: First of all, the threshold value α controls the trade-off between the size reduction and solution quality. In the following Fig. 6, we run the experiments with different threshold values and compare the approximation ratio and the time reduction. The higher threshold value is, the more aggressive the link pruning becomes. However, this increase in complexity reduction is limited by the fact that it is more likely to encounter cases where useful links have been cut and

	Grid			Random			Waxman		
	Accuracy	Precision	Approx. R	Accuracy	Precision	Approx. R	Accuracy	Precision	Approx. R
TALF	0.82± 0.08	0.70± 0.06	0.89± 0.03	0.61± 0.15	0.64± 0.11	0.90± 0.06	0.75± 0.07	0.69± 0.06	0.92± 0.07
SAGECONV	0.71	0.66	0.88	0.69	0.70	0.85	0.73	0.72	0.87
MLP	0.70	0.48	0.69	0.72	0.36	0.54	0.78	0.38	0.55
MLP-ADJ	0.38	0.47	0.79	0.53	0.39	0.82	0.46	0.41	0.71
RAND	0.48	0.25	0.80	0.48	0.30	0.77	0.51	0.33	0.78

TABLE II: Comparison of the prediction quality, with best threshold values. The grid data set has 16 nodes, the random data set has 50 and Waxman dataset has 64 nodes.

	Grid		Random		Waxman	
	Link #	Time	Link #	Time	Link #	Time
DEAT	0.37± 0.04	0.41± 0.03	0.40± 0.02	0.59± 0.08	0.35± 0.01	0.56± 0.05
SAGECONV	0.34	0.40	0.38	0.42	0.36	0.40
MLP	0.25	0.15	0.10	0.23	0.09	0.21
MLP-ADJ	0.02	0.06	0.02	0.05	0.01	0.04
RAND	0.05	0.10	0.03	0.10	0.02	0.09

TABLE III: Average reduced time complexity. The numbers are ratio. For example, the first row shows that the proposed method on grid dataset has on average reduced the problem instance to have 37% of links pruned and it caused the computation time to decrease by 41%

have to be added back, causing the t_{backoff} to dominate the time cost.

2) *batch size, loss function*: Batch size can cause a significant difference to the final learning performance. We have found through experiments that a batch size that is too large or too small can both lead to bad performance. This can be explained by the fact that a small batch size results in an inaccurate estimation of the gradient, and the noise gradient information prevents the optimizer from reaching the needed local minima. And a large batch size can also be detrimental even when the gradient estimation is more accurate. In fact, the performance reduction caused by using a large batch size is greater than that caused by a batch size too small. This gap in performance has not been fully understood, but it is widely observed in many deep learning experiments. One hypothesis is that larger batch size tend to lead the training to converge to local minima which has a Hessian matrix that has a uneven distribution of high and low singular values. Generally speaking, desirable local minima come with Hessian matrices that have many small eigenvalues [42], but this requires further experiments to verify.

In addition, choosing a *sample weighted* loss function is clearly observed as a better choice from Fig. 7. Under different batch size tuning, there is a performance gap of around 3% between the weighted and unweighted version. This can be explained by the fact that in this specific application the class imbalance in the data is serious enough that additional weighing on the links to be used can help contribute to the final metric which the user cares the most.

From the results we can see that for networks where the nodes are relatively more unique, the learning result is not going to be changed by the element's order presented to the algorithm. Otherwise in the more regular configurations like grids, this advantage is less obvious. However, since the link states in communication networks between the nodes are not

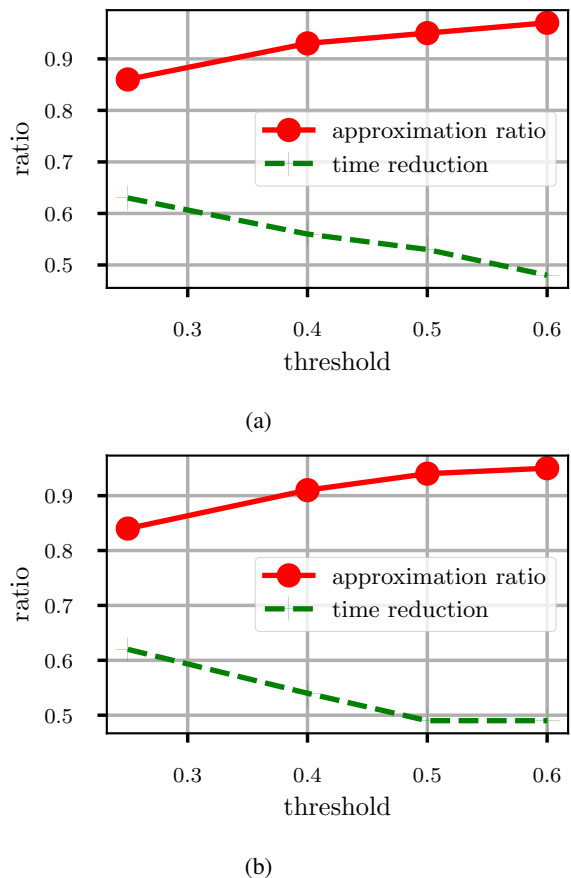


Fig. 6: Reduction and approximation ratio trade-off by varying threshold values. (a) is run on grid dataset; (b) is on random geometric dataset. Similar pattern of tradeoff can be observed.

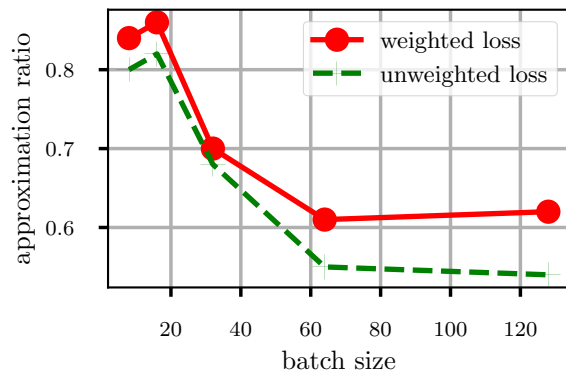


Fig. 7: Effects of batch size and loss choice. We observe that the batch size demonstrates a U-shaped curve, indicating that between 8-32 there exists a sweet spot. Weighted losses that consider the sample weights also improves the learning results.

entirely the same (the graphs are based on tuple links rather than physical links), there is still information to be used to distinguish the network elements.

VI. SUMMARY

We proposed an improved neural-network based algorithmic framework for identifying link values given the past data, with the goal of reducing the future computation overhead. The added step gives a generalized view of the various embedding techniques for propagating topology information of the input graph instance around the element nodes and edges. We show that such an approach can achieve a more robust prediction by considering the structural context of each network element. In addition this approach can provide additional benefits when the underlying graph instances are generated with a node-degree pattern. With this improvement incorporating neural networks into network control can help alleviate the computation overhead. As a future work, we may hope to see what implications can be obtained from the machine generated solutions and interpret them in an algorithm design context.

REFERENCES

- [1] K. Jain, J. Padhye, V. N. Padmanabhan, and L. Qiu, "Impact of interference on multi-hop wireless network performance," *Wireless networks*, vol. 11, no. 4, pp. 471–487, 2005.
- [2] L. Badia, A. Ert, L. Lenzi, and M. Zorzi, "A general interference-aware framework for joint routing and link scheduling in wireless mesh networks," *IEEE network*, vol. 22, no. 1, pp. 32–38, 2008.
- [3] K. N. Ramachandran, E. M. Belding-Royer, K. C. Almeroth, and M. M. Buddhikot, "Interference-aware channel assignment in multi-radio wireless mesh networks," in *Proc. of IEEE INFOCOM*, vol. 6, 2006, pp. 1–12.
- [4] O. Goussevskaia, Y.-A. Pignolet, R. Wattenhofer, *et al.*, "Efficiency of wireless networks: Approximation algorithms for the physical interference model," *Foundations and Trends® in Networking*, vol. 4, no. 3, pp. 313–420, 2010.
- [5] D. Chafekar, V. A. Kumar, M. V. Marathe, S. Parthasarathy, and A. Srinivasan, "Approximation algorithms for computing capacity of wireless networks with sinr constraints," in *Proc. of IEEE INFOCOM*, 2008, pp. 1166–1174.
- [6] S. Misra, S. D. Hong, G. Xue, and J. Tang, "Constrained relay node placement in wireless sensor networks: Formulation and approximations," *IEEE/ACM Transactions on Networking*, vol. 18, no. 2, pp. 434–447, 2010.
- [7] R. Gandhi, Y.-A. Kim, S. Lee, J. Ryu, and P.-J. Wan, "Approximation algorithms for data broadcast in wireless networks," *IEEE Transactions on Mobile Computing*, vol. 11, no. 7, pp. 1237–1248, 2012.
- [8] Y. He, Z. Zhang, F. R. Yu, N. Zhao, H. Yin, V. C. Leung, and Y. Zhang, "Deep-reinforcement-learning-based optimization for cache-enabled opportunistic interference alignment wireless networks," *IEEE Transactions on Vehicular Technology*, vol. 66, no. 11, pp. 10 433–10 445, 2017.
- [9] S. Chinchali, P. Hu, T. Chu, M. Sharma, M. Bansal, R. Misra, M. Pavone, and S. Katti, "Cellular network traffic scheduling with deep reinforcement learning," in *Proc. of AAAI Conference on Artificial Intelligence*, 2018.
- [10] S. Wang, H. Liu, P. H. Gomes, and B. Krishnamachari, "Deep reinforcement learning for dynamic multichannel access in wireless networks," *IEEE Transactions on Cognitive Communications and Networking*, vol. 4, no. 2, pp. 257–265, 2018.
- [11] M. A. Wijaya, K. Fukawa, and H. Suzuki, "Neural network based transmit power control and interference cancellation for mimo small cell networks," *IEICE Transactions on Communications*, vol. 99, no. 5, pp. 1157–1169, 2016.
- [12] F. Tang, B. Mao, Z. M. Fadlullah, N. Kato, O. Akashi, T. Inoue, and K. Mizutani, "On removing routing protocol from future wireless networks: A real-time deep learning approach for intelligent traffic control," *IEEE Wireless Communications*, vol. 25, no. 1, pp. 154–160, 2017.
- [13] H. Sun, X. Chen, Q. Shi, M. Hong, X. Fu, and N. D. Sidiropoulos, "Learning to optimize: Training deep neural networks for interference management," *IEEE Transactions on Signal Processing*, vol. 66, no. 20, pp. 5438–5453, 2018.
- [14] L. Liu, B. Yin, S. Zhang, X. Cao, and Y. Cheng, "Deep learning meets wireless network optimization: Identify critical links," *IEEE Transactions on Network Science and Engineering*, 2018.
- [15] W. Cui, K. Shen, and W. Yu, "Spatial deep learning for wireless scheduling," *IEEE Journal on Selected Areas in Communications*, vol. 37, no. 6, pp. 1248–1261, 2019.
- [16] M. Lee, G. Yu, and G. Y. Li, "Graph embedding based wireless link scheduling with few training samples," *ArXiv preprint arXiv:1906.02871*, 2019.
- [17] Y. Shen, Y. Shi, J. Zhang, and K. B. Letaief, "A graph neural network approach for scalable wireless power control," *ArXiv preprint arXiv:1907.08487*, 2019.
- [18] A. Vaswani, N. Shazeer, N. Parmar, J. Uszkoreit, L. Jones, A. N. Gomez, Ł. Kaiser, and I. Polosukhin, "Attention is all you need," in *Advances in neural information processing systems*, 2017, pp. 5998–6008.
- [19] V. S. A. Kumar, M. V. Marathe, S. Parthasarathy, and A. Srinivasan, "Algorithmic aspects of capacity in wireless networks," in *Proceedings of the 2005 ACM SIGMETRICS International Conference on Measurement and Modeling of Computer Systems*, ser. SIGMETRICS '05, New York, NY, USA: ACM, 2005, pp. 133–144.
- [20] R. Draves, J. Padhye, and B. Zill, "Routing in multi-radio, multi-hop wireless mesh networks," in *Proceedings of the 10th Annual International Conference on Mobile Computing and Networking*, ser. MobiCom '04, New York, NY, USA: ACM, 2004, pp. 114–128.
- [21] Z. Han and K. R. Liu, *Resource allocation for wireless networks: Basics, techniques, and applications*. Cambridge university press, 2008.
- [22] L. Georgiadis, M. J. Neely, L. Tassiulas, *et al.*, "Resource allocation and cross-layer control in wireless networks," *Foundations and Trends® in Networking*, vol. 1, no. 1, pp. 1–144, 2006.

- [23] D. P. Bertsekas, *Network optimization: Continuous and discrete models*. Athena Scientific Belmont, 1998.
- [24] P. Gupta and P. R. Kumar, "The capacity of wireless networks," *IEEE Transactions on information theory*, vol. 46, no. 2, pp. 388–404, 2000.
- [25] Y. Cheng, X. Cao, X. S. Shen, D. M. Shila, and H. Li, "A systematic study of the delayed column generation method for optimizing wireless networks," in *Proceedings of ACM MobiHoc*, 2014, pp. 23–32.
- [26] D. Bertsimas and J. N. Tsitsiklis, *Introduction to linear optimization*. Athena Scientific Belmont, MA, 1997, vol. 6.
- [27] I. Goodfellow, Y. Bengio, and A. Courville, *Deep learning*. MIT Press, 2016.
- [28] Q. Zhang, R. Cao, F. Shi, Y. N. Wu, and S.-C. Zhu, "Interpreting CNN knowledge via an explanatory graph," *ARXIV:1708.01785 [cs]*, Aug. 5, 2017. arXiv: 1708.01785.
- [29] U. Schöning, "Graph isomorphism is in the low hierarchy," *J. Comput. Syst. Sci.*, vol. 37, no. 3, pp. 312–323, Dec. 1988.
- [30] J. Gilmer, S. S. Schoenholz, P. F. Riley, O. Vinyals, and G. E. Dahl, "Neural Message Passing for Quantum Chemistry," Apr. 4, 2017. arXiv: 1704.01212 [cs].
- [31] T. N. Kipf and M. Welling, "Semi-supervised classification with graph convolutional networks," *ArXiv preprint arXiv:1609.02907*, 2016.
- [32] M. Zaheer, S. Kottur, S. Ravanbakhsh, B. Poczos, R. R. Salakhutdinov, and A. J. Smola, "Deep Sets," in *Advances in Neural Information Processing Systems 30*, I. Guyon, U. V. Luxburg, S. Bengio, H. Wallach, R. Fergus, S. Vishwanathan, and R. Garnett, Eds., Curran Associates, Inc., 2017, pp. 3391–3401.
- [33] L. Liu, Y. Cheng, X. Cao, S. Zhou, and Z. Niu, "Joint optimization of scheduling and power control in wireless network: Multi-dimensional modeling and decomposition," *ARXIV preprint arXiv:1701.06502*, 2017.
- [34] S. Ioffe and C. Szegedy, "Batch normalization: Accelerating deep network training by reducing internal covariate shift," *ArXiv preprint arXiv:1502.03167*, 2015.
- [35] N. Srivastava, G. Hinton, A. Krizhevsky, I. Sutskever, and R. Salakhutdinov, "Dropout: A simple way to prevent neural networks from overfitting," *Journal of Machine Learning Research*, vol. 15, pp. 1929–1958, 2014.
- [36] L. Liu, X. Cao, Y. Cheng, and Z. Niu, "Energy-efficient sleep scheduling for delay-constrained applications over WLANs," *IEEE Transactions on Vehicular Technology*, vol. 63, no. 5, pp. 2048–2058, Jun. 2014.
- [37] A. A. Hagberg, D. A. Schult, and P. J. Swart, "Exploring network structure, dynamics, and function using NetworkX," in *Proceedings of the 7th Python in Science conference (SciPy 2008)*.
- [38] B. M. Waxman, "Routing of multipoint connections," *IEEE Journal on Selected Areas in Communications*, vol. 6, no. 9, pp. 1617–1622, Dec. 1988.
- [39] L. Liu, B. Yin, S. Zhang, X. Cao, and Y. Cheng, "Deep learning meets wireless network optimization: Identify critical links," *IEEE Transactions on Network Science and Engineering*, pp. 1–1, 2018.
- [40] L. Gurobi Optimization, *Gurobi optimizer reference manual*, 2019.
- [41] R. Ying, R. He, K. Chen, P. Eksombatchai, W. L. Hamilton, and J. Leskovec, "Graph convolutional neural networks for web-scale recommender systems," in *Proceedings of the 24th ACM SIGKDD International Conference on Knowledge Discovery & Data Mining*, ACM, 2018, pp. 974–983.
- [42] Z. Yao, A. Gholami, K. Keutzer, and M. Mahoney, "Large batch size training of neural networks with adversarial training and second-order information," 2018.