

Trion states and quantum criticality of attractive SU(3) Dirac fermions

Han Xu,^{1,2} Xiang Li,¹ Zhichao Zhou,¹ Xin Wang,² Lei Wang,³ Congjun Wu,^{4,5,6,7} and Yu Wang^{1,*}

¹*School of Physics and Technology, Wuhan University, Wuhan 430072, China*

²*Department of Physics, City University of Hong Kong, Tat Chee Avenue, Kowloon, Hong Kong SAR, China, and City University of Hong Kong Shenzhen Research Institute, Shenzhen, Guangdong 518057, China*

³*Institute of Physics, Chinese Academy of Sciences, Beijing 100190, China*

⁴*Department of Physics, School of Science, Westlake University, Hangzhou 310024, Zhejiang, China*

⁵*Institute for Theoretical Sciences, Westlake University, Hangzhou 310024, Zhejiang, China*

⁶*Key Laboratory for Quantum Materials of Zhejiang Province,*

School of Science, Westlake University, Hangzhou 310024, China

⁷*Institute of Natural Sciences, Westlake Institute for Advanced Study, Hangzhou 310024, Zhejiang, China*

We perform the projector quantum Monte Carlo (QMC) simulation to study the trion formation and quantum phase transition in the half-filled attractive SU(3) Hubbard model on a honeycomb lattice. At strong coupling, we show that on-site and off-site trions coexist and the local off-site trion forms a bond state. With increasing attractive Hubbard interaction, our simulations demonstrate a continuous quantum phase transition from the semimetal to charge density wave at the critical coupling $U_c/t = -1.52(2)$. The critical exponents $\nu = 0.82(3)$ and $\eta = 0.58(4)$ determined by the QMC simulation remarkably disagree with those of the $N = 3$ chiral Ising universality class suggested by the effective Gross-Neveu-Yukawa (GNY) theory, but coincide with the $N = 1$ chiral Ising universality class. Our work not only illustrates the formation of off-site trions in two-dimensional Hubbard model, but also raises doubts about the extent of applicability of GNY model on the attractive SU(3) Dirac fermions.

I. INTRODUCTION

Optical traps and lattices loaded with ultracold atoms have become excellent platforms for studying strong correlation physics. Interestingly, since the ultracold alkali and alkaline-earth fermions can carry large hyperfine spins, they provide an opportunity to study SU(N) ($N > 2$) symmetries that are typical in high energy physics but rare in solids. In recent decades, fermionic models with SU(N) symmetry have been of great interest to both experimentalists [1–13] and theorists [14–19] in the interdisciplinary context of ultracold atom physics and condensed matter physics. In particular, the SU(3) model, as a minimal SU(N) model beyond SU(2), increasingly arouses interest of researchers because of its striking resemblance to the quark matter [20–22]. The SU(3) symmetry can be experimentally realized with ultracold fermionic ^6Li atoms [23–26]. Each ^6Li atom is in its three lowest hyperfine states, hereinafter referred to as “colors”. When the three pairwise s -wave scattering lengths approach a common negative value, the attractive interactions become SU(3) symmetric [26].

The SU(3) ^6Li Fermi gas with tunable interactions is exceptionally appropriate for studying the three-body bound states [27–29]. In few-body spin-1/2 fermion systems, forming three-body bound states by on-site attractions is rather challenging due to the Pauli exclusion [30–32], although three-body bound states can be realized with finite-radius interactions [33]. However, in attractive few-body three-color fermions, due to an additional internal degree of freedom, three-body bound states can be formed by on-site attractions. Specifically, in the attractive SU(3) Hubbard model with only three fermions on the honeycomb lattice, the three-body bound states have two configurations under different conditions [34]:

when on-site triple occupancy is energetically favorable, the three-body bound state is an on-site trion, which consists of three fermions at one site; when on-site triple occupancy takes great energy penalty, the three-body bound state is an off-site trion, which consists of two fermions at one site and one fermion at the nearest-neighbor site. In many-body systems the three-body bound states can develop long-range order. The variational [35, 36], self-energy functional [37, 38] and dynamical mean-field theory (DMFT) [39, 40] studies of the SU(3) Hubbard models on two-dimensional lattices have predicted a phase transition between the color superfluid and the on-site trion phase, which is reminiscent of the transition between quark superfluid and baryonic phase [20–22]. In one-dimensional lattices, the density matrix renormalization group (DMRG) studies have observed off-site trion phase either when on-site triple occupancy is prohibited in an attractive SU(3) Hubbard model [41] or when the attractions are color-dependent and thus anisotropic in a three-color Hubbard model with SU(3) symmetry breaking [42].

Quantum Monte Carlo (QMC) simulations of the SU(3) Hubbard model have long been absent due to the notorious sign problem. Owing to recent advances in the QMC algorithm [43–46], the QMC simulation of the attractive SU(3) Hubbard model can be proved to be sign-problem-free in bipartite lattices at half filling. In this work, we propose, for the first time, to conduct a projector determinant QMC simulations of the half-filled attractive SU(3) Hubbard model on the honeycomb lattice. The purpose of this work is twofold: firstly, QMC simulations of the attractive SU(3) Hubbard model can demonstrate the formation of trionic states, and in particular we shall show that the off-site and on-site trions coexist in this two-dimensional Hubbard model while previously off-site trions have only been found in one-dimensional Hubbard model; and secondly, the QMC simulations of the quantum phase transition of SU(3) Dirac fermions can be compared with the

* yu.wang@whu.edu.cn

Gross-Neveu-Yukawa (GNY) models which is thought to provide a general description for the criticality of Dirac fermions in two spatial dimensions [47]. Given the symmetry breaking patterns, the GNY descriptions are irrelevant to the details of the microscopic Hamiltonian, but solely dependent on the number of fermion colors, N . So far various QMC calculations are consistent with the GNY models. In the spinless Dirac fermions, the transition between semimetal and charge-density-wave (CDW) phases belongs to the $N = 1$ chiral Ising universality class [48, 49]. In $SU(2)$ Dirac fermions, the semimetal-CDW, semimetal-antiferromagnet and semimetal-superconductor transitions fall into the $N = 2$ chiral Ising [50], chiral Heisenberg [51, 52] and chiral XY [53] universality classes, respectively. In $SU(4)$ Dirac fermions, the transition between semimetal and valence bond solid (VBS) belongs to the $N = 4$ chiral XY universality class, due to an emergent $U(1)$ symmetry at the critical point [54–56]. Moreover, in $SU(N)$ Dirac fermions with singlet-bond interactions, the semimetal-VBS transitions fall into the chiral XY universality classes of N fermion colors [57]. However, we shall show that our QMC simulation of the quantum phase transition in the $SU(3)$ Dirac fermions with attractive Hubbard interactions surprisingly conflicts with the $N = 3$ GNY model.

II. MODEL

At half filling, the attractive $SU(3)$ Hubbard model is defined by the lattice Hamiltonian:

$$H = -t \sum_{\langle ij \rangle, \alpha} (c_{i\alpha}^\dagger c_{j\alpha} + \text{H.c.}) + U \sum_{i, \alpha < \beta} (n_{i\alpha} - \frac{1}{2})(n_{i\beta} - \frac{1}{2}), \quad (1)$$

where $\langle ij \rangle$ denotes the nearest-neighbor sites on a honeycomb lattice and α, β are the color indices running from 1 to 3. $U < 0$ describes the on-site attractive Hubbard interaction, and $n_{i\alpha} = c_{i\alpha}^\dagger c_{i\alpha}$ is the particle number operator for color α at site i . The nearest-neighbor hopping amplitude $t = 1$ is set as the energy unit in our simulations.

In the atomic limit $t/U = 0$, on-site trions are randomly formed by three fermions on a lattice point in the half-filled model. When the fermion hopping is turned on, the charge fluctuations induce the CDW order [15]. As shown in Fig. 1, the energy penalty for adding an extra fermion (hole) to the half-filled system is $-U$ in the atomic limit. At strong coupling the extra fermion (hole) can hop on a triangular lattice via second-order perturbation, which expands the energy level into an energy band. Then the energy gap is $\Delta_{\text{at}} \approx -U - W$ where $W = -\frac{3t^2}{U}$. At the Mott transition point, the energy gap vanishes, and then the critical coupling strength is estimated as $U_c^{\text{at}}/t \approx -\sqrt{3}$ (see Appendix A).

The determinant formalism of the projector QMC method [58] will be employed to simulate the attractive $SU(3)$ Hubbard model, which is sign-problem-free at half filling when decomposing the Hubbard interaction into the on-site color-flip channel. Implementation details of the algorithm are elaborated in Appendix B.

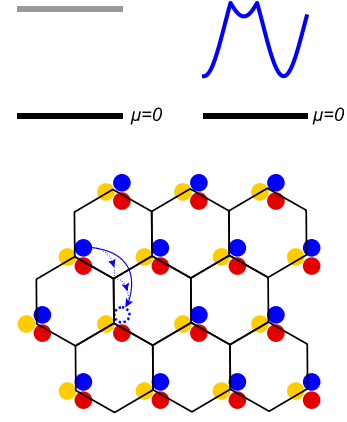


FIG. 1. Upper panel: The energy penalty of adding a hole to the half-filled system in the atomic limit (upper left) and at strong coupling (upper right). Lower panel: The sketch of a hole hopping process in the background of on-site trions.

III. TRION FORMATION

For studying the trion formation, we consider the correlation function [41, 59],

$$T(i, j) = \langle n_{i1} n_{j2} n_{j3} \rangle, \quad (2)$$

which measures the correlation between the color-1 fermion at site i and the color-2 and color-3 fermions at site j . Then the probability of triple occupancy can be defined as

$$P(3) = \frac{1}{2L^2} \sum_i T(i, i), \quad (3)$$

where L is the lattice size of a honeycomb lattice. At strong coupling, $P(3)$ corresponds to the occupancy probability of on-site trion.

In the noninteracting limit, the density-density correlation can be decoupled directly, and thus $T(i, i)$ follows the binomial distribution, $\lim_{U/t \rightarrow 0} P(3) = \frac{1}{8}$. In the atomic limit, since only on-site trions exist, each site is either fully occupied or empty, and then $\lim_{t/U \rightarrow 0} P(3) = \frac{1}{2}$. In Fig. 2(a), $P(3)$ is plotted as a function of U for various lattice sizes L . For $L = 9$ and 12 , the $P(3)$ versus U curves are almost indistinguishable, and therefore the lattice size $L \geq 9$ is sufficiently large to estimate the $L \rightarrow \infty$ limit of $P(3)$. As expected, $P(3)$ increases monotonically with U .

As shown in Fig. 2(a), at strong coupling triple occupancy probability $P(3)$ is observably smaller than the large- U limit $\frac{1}{2}$, which infers that there may exist another type of three-body bound state besides the on-site trion in the strong coupling regime. To explore the possible trion states, let us first consider a two-site half-filled attractive $SU(3)$ Hubbard model. In this two-site model, there are obviously two possible trion states: on-site trion $|\Phi_t\rangle = |123\rangle$ and off-site trion $|\Phi_{\text{ot}}\rangle = \frac{1}{\sqrt{3}} \sum_{\mathcal{P}} \epsilon_{\mathcal{P}} |12, 3\rangle$, where the permutation $\mathcal{P} \in \{(1), (13), (23)\}$ and $\epsilon_{\mathcal{P}} = (-1)^{\mathcal{P}}$ is the parity. By the first-order perturbation theory, we obtain the ground-state

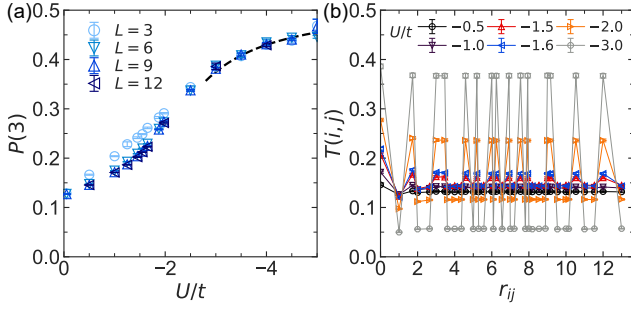


FIG. 2. (a) Probability of the triple occupancy as a function of U for lattice sizes $L = 3, 6, 9$ and 12 . The black dashed curve is the plot of Eq. (5). (b) Correlation function $T(i, j)$ as a function of the distance $r_{ij} \equiv |\mathbf{r}_i - \mathbf{r}_j|$. The lattice size $L = 9$.

wave function,

$$|\Psi_{2\text{-site}}\rangle = |\Phi_t\rangle - \frac{\sqrt{3}}{2} \frac{t}{U} |\Phi_{ot}\rangle, \quad t/U \rightarrow 0. \quad (4)$$

This suggests that the ground state is the superposition of the on-site trion state $|\Phi_t\rangle$ and the off-site trion state $|\Phi_{ot}\rangle$. We may use this result to estimate the probability of triple occupancy on the honeycomb lattice:

$$P(3) = \frac{1}{2} - \frac{3z}{8} \frac{t^2}{U^2}, \quad t/U \rightarrow 0. \quad (5)$$

where the coordination number $z = 3$. For $|U|/t \geq 3$, the values of $P(3)$ obtained by QMC simulations can be fitted into the equation $P(3) = \frac{1}{2} - a \frac{t^2}{U^2}$. Surprisingly, the fitting coefficient $a = 1.10(3)$ quantitatively agrees with Eq. (5).

In Fig. 2(b), the correlation function $T(i, j)$ is plotted as a function of r_{ij} . Here $r_{ij} \equiv |\mathbf{r}_i - \mathbf{r}_j|$ is the distance between sites i and j and the distance between nearest-neighbor sites is set as the length unit. For various U , the maximum of each $T(i, j)$ appears at $r_{ij} = 0$, due to the attractive interaction between fermions, while the minimum of each $T(i, j)$ appears at $r_{ij} = 1$, optimizing the kinetic energy gain that results in an effective nearest-neighbor repulsive interaction between on-site trions at strong coupling [39, 60]. The minimum of $T(i, j)$ decreases with the increase of $|U|$ and vanishes in the strong coupling limit, which is consistent with the off-site trion term in Eq. (4). Additionally, the interaction-induced CDW phase transition can be illustrated in terms of the behavior of $T(i, j)$. For $|U|/t \leq 1$, $T(i, j)$ converges to a constant when r_{ij} is large, so the correlation function has the equal value for the color-1 fermion occupying the two sublattices, reflecting the lattice inversion symmetry of the semimetal phase. In contrast, for $|U|/t \geq 2$, $T(i, j)$ defined on the same sublattice is much larger than that defined on different sublattices, which corresponds to the lattice inversion symmetry breaking of the CDW phase.

The off-site trion at site i can be demonstrated via the probability distribution $P(N_x, N_y)$ of the bond vector $(N_x, N_y) = \sum_{a=1}^3 \langle d_{i, \hat{e}_a} \rangle \hat{e}_a$, where $d_{i, \hat{e}_a} = \sum_{\alpha=1}^3 (t c_{i\alpha}^\dagger c_{i+\hat{e}_a \alpha} + \text{H.c.})$ is the kinetic bond operator and \hat{e}_a represents three nearest-neighbor bond orientations [61–64]. In the semimetal phase,

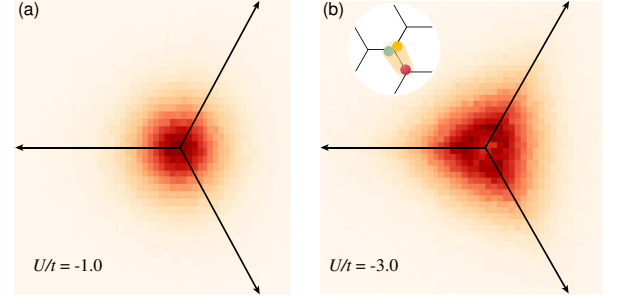


FIG. 3. Normalized bond vector histograms $P(N_x, N_y)$ obtained by QMC simulations. The three bond orientations \hat{e}_a are denoted by the long arrows. (a) $U/t = -1.0$ in the semimetal phase. (b) $U/t = -3.0$ in the CDW phase. The lattice size $L = 9$.

the probability distribution of $P(N_x, N_y)$ are symmetric around the origin since the bond vector $\sum_{a=1}^3 \langle d_{i, \hat{e}_a} \rangle \hat{e}_a$ is homogenous. In the CDW phase, the off-site trion causes a nonzero $\langle d_{i, \hat{e}_a} \rangle$. Since there is only one off-site trion on each site, $\sum_a \langle d_{i, \hat{e}_a} \rangle \hat{e}_a$ is polarized along one \hat{e}_a direction. Figure 3(a) shows the symmetric distribution of $P(N_x, N_y)$ at $U/t = -1$, which indicates the absence of an off-site trion. As shown in Fig. 3(b), at $U/t = -3$, the dominant weight of $P(N_x, N_y)$ is polarized along the three \hat{e}_a directions, manifesting the bond state of an off-site trion. The histogram only illustrates the formation of a local off-site trion bond state, and does not imply the emergence of a long-range order with off-site trions due to the low density of off-site trions.

IV. THE CDW PHASE TRANSITION

The CDW ordering can be characterized by the CDW structure factor, which is defined at the Γ point via the density-density correlation function $C(i, j) = \sum_{\alpha, \beta} \langle n_{i\alpha} n_{j\beta} \rangle$ [65],

$$S_{\text{CDW}}(L, \Gamma) = \frac{1}{2L^2} \sum_{ij} C(i, j) \varepsilon^i \varepsilon^j, \quad (6)$$

where $\varepsilon^i = +1$ for sublattice A and $\varepsilon^i = -1$ for sublattice B . Then the CDW order parameter is given by $D = \lim_{L \rightarrow \infty} \sqrt{\frac{1}{2L^2} S_{\text{CDW}}(L, \Gamma)}$.

In the $L \rightarrow \infty$ limit, the CDW order parameter for various U can be obtained by finite-size extrapolation. Figure 4(a) shows that the extrapolated CDW order parameters are substantially greater than zero when $|U|/t > 1.5$, suggesting that the critical point is at around $U/t \approx -1.5$. The CDW order parameters near the critical point obey the power law $D \sim |U - U_c|^{-\zeta}$ [53, 66], which in turn can be used to fit the extrapolated CDW order parameters and then the critical exponent $\zeta = -0.67(3)$ and the critical coupling $U_c/t = -1.55(1)$ can be extracted, as shown in Fig. 4(b). Note that the few non-vanishing extrapolated values below critical point may originate from the simple finite-size extrapolation method and should be removed by the curve-fitting approach [53, 67]. Compared to the mean-field critical point $U_c^{\text{MF}}/t \approx -1.11$ (see Appendix C), it is rea-

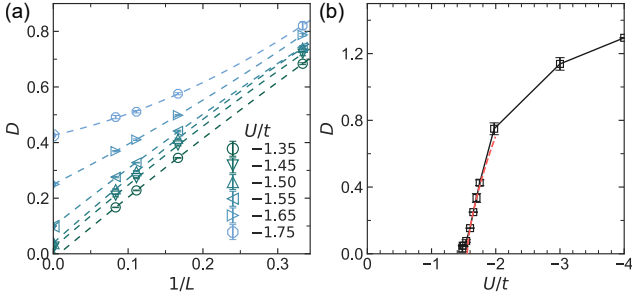


FIG. 4. (a) Extrapolation of the CDW order parameter to the $L \rightarrow \infty$ limit for various U . The quadratic polynomial fitting is used. (b) Plot of the extrapolated CDW order parameter as a function of U . The red dashed curve fits the data to $D \sim |U - U_c|^{-\zeta}$.

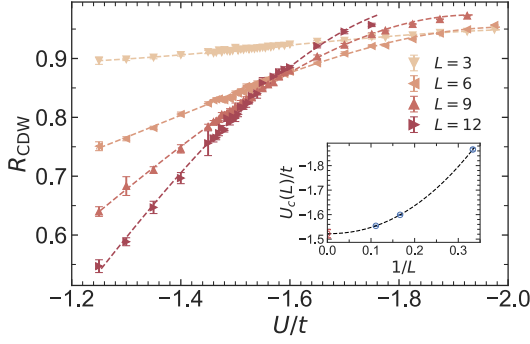


FIG. 5. The CDW correlation ratio as a function of U for lattice sizes $L = 3, 6, 9$ and 12 . The inset shows the finite-size extrapolation of the crossing points with the error bars from resampling.

sonable that $|U_c^{MF}| < |U_c|$, because quantum fluctuations are neglected in the mean-field approach.

To locate the transition point more accurately, we consider the dimensionless correlation ratio [50],

$$R_{CDW} = 1 - \frac{S_{CDW}(L, \Gamma + \delta \mathbf{k})}{S_{CDW}(L, \Gamma)}, \quad (7)$$

where Γ is the CDW wave vector and $\Gamma + \delta \mathbf{k}$ represents a neighboring wave vector in the reciprocal lattice. In the semimetal phase, R_{CDW} tends to zero as $S_{CDW}(L, \Gamma) \approx S_{CDW}(L, \Gamma + \delta \mathbf{k})$. When the CDW order develops, $S_{CDW}(L, \Gamma) \gg S_{CDW}(L, \Gamma + \delta \mathbf{k})$, so R_{CDW} approaches unity. For sufficiently large L , R_{CDW} curves intersect at size-independent point corresponding to the critical point U_c . For finite lattice sizes, the crossing point of R_{CDW} curves defines a finite-size estimate of the critical value $U_c(L)$, which takes the form of $U_c(L) = U_c + aL^{-b}$, when taking account of scaling corrections [51]. The critical point U_c is then extracted in the $L \rightarrow \infty$ limit.

We use the resampling method to extract the crossing points $U_c(L)$ between the $R_{CDW}(L)$ and $R_{CDW}(L+3)$ curves. In Fig. 5, R_{CDW} curves show a size-dependent crossing point in-between $-2.0 < U/t < -1.5$ due to significant finite-size effects. Nevertheless, as shown in the inset of Fig. 5, the crossing points are fitted into the curve equation $U_c(L) = U_c + aL^{-b}$ where the fitting parameters are $a = -3.7(11)$ and $b = 2.2(3)$,

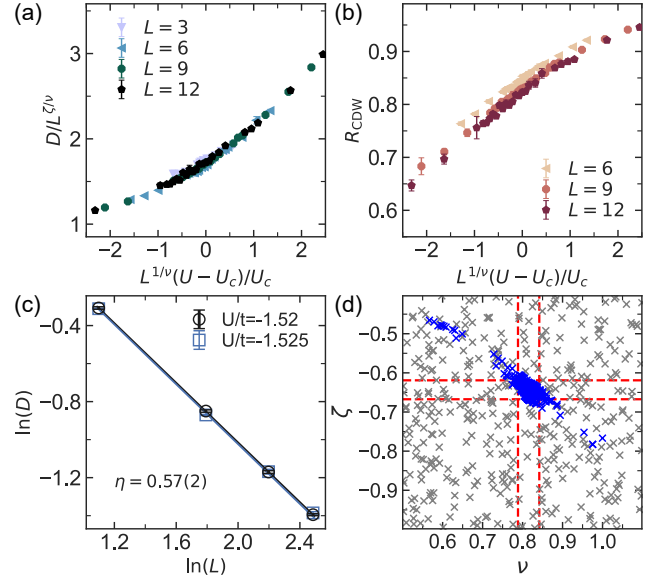


FIG. 6. Scaling collapses of (a) the CDW order parameters and (b) correlation ratios by using the exponents $\nu = 0.82$, $\zeta = -0.64$. (c) The log-log plot of order parameter versus L in the vicinity of critical point. (d) Best-fitting analysis of the critical exponents. The converged values are blue while the initial guess values are grey. The red dashed lines represent the standard errors. The critical point $U_c/t = -1.52$.

and the critical point is found to be $U_c/t = -1.52(2)$.

We shall derive the critical exponents of the semimetal-CDW transition. In the vicinity of the critical point, the CDW order parameter obeys the scaling equation [48, 49],

$$D(\delta u, L) = L^{\frac{\zeta}{\nu}} \tilde{D}(\delta u L^{\frac{1}{\nu}}), \quad (8)$$

where $\delta u = (U - U_c)/U_c$ and the exponent $\zeta = -\nu(\eta + z)/2$ (setting $z = 1$). Figures 6(a) and 6(b) show the scaling collapses of the CDW order parameters and correlation ratios, respectively. The exponent $\eta = 0.57(2)$ is extracted from the slope of the log-log plot of D versus L at the critical point $U_c/t = -1.52$, as shown in Fig. 6(c). Then in Fig. 6(d), the exponents η and ν are extracted simultaneously by using the best-fitting analysis adapted from Refs. [68, 69]. Typically, we randomly choose the value of U_c/t at around -1.52 and randomly choose the initial guesses of the exponents ν and ζ , inside a small range. By the best-fitting procedure, the converged values of the critical exponents are found to be $\nu = 0.82(3)$, $\zeta = -0.64(3)$ and $\eta = 0.58(4)$.

In the framework of the GNY models, the semimetal-CDW transition of SU(3) Dirac fermions belongs to the $N = 3$ chiral Ising universality class, of which the perturbative renormalization-group (RG) calculations suggest the critical exponents $\nu \gtrsim 1$ and $\eta \gtrsim 0.8$ [70]. It is evident that the critical exponents given by GNY models remarkably deviate from our QMC results by $\gtrsim 20\%$. Surprisingly, our QMC results coincide with the $N = 1$ chiral Ising universality class, of which the perturbative RG calculations give the critical exponents $\nu = 0.898(27)$ and $\eta = 0.487(12)$ [47, 70]. The functional RG calculations ($\nu = 0.930(4)$, $\eta = 0.5506$) [71]

and the QMC simulations ($\nu = 0.88(2)$, $\eta = 0.54(6)$) [72] of the $N = 1$ chiral Ising universality class also suggest similar critical exponents.

V. CONCLUSIONS AND OUTLOOK

We have performed the sign-problem-free QMC simulations to investigate the trion formation and quantum phase transition in the half-filled attractive SU(3) Hubbard model on a honeycomb lattice. With increasing attractive Hubbard interaction, the continuous semimetal-CDW transition occurs at the critical point $U_c/t = -1.52(2)$ and the corresponding critical exponents are $\nu = 0.82(3)$ and $\eta = 0.58(4)$. At strong coupling, the off-site trions emerge due to density fluctuations, and therefore the on-site and off-site trions coexist in the deep CDW phase.

Our QMC simulations illustrate the formation of a local off-site trion bond state in two-dimensional Hubbard model, which extends the understanding of one-dimensional off-site trions suggested by previous DMRG study. Our work opens a new avenue for exploring the physical effects of the interplay between on-site and off-site trions in two-dimensional spatial models.

What is particularly interesting about our findings is that the critical exponents determined by QMC simulations remarkably disagree with those of the $N = 3$ chiral Ising universality class predicted by the effective GNY theory which has been believed to suggest a general description for the criticality of two-dimensional Dirac fermions and has been numerically verified in several SU(N) models. Our results evidently raise doubts about the extent of applicability of GNY model on attractive SU(3) Dirac fermions, which is definitely worth to think and need to solve in future study.

ACKNOWLEDGMENTS

This work is financially supported by the National Natural Science Foundation of China under Grants No. 11874292, No. 11729402, and No. 11574238. X. W. acknowledges the support from Research Grants Council of the Hong Kong Special Administrative Region, China (No. CityU 11303617), the National Natural Science Foundation of China (No. 11874312) and the Guangdong Innovative and Entrepreneurial Research Team Program (No. 2016ZT06D348). L. W. is supported by the Ministry of Science and Technology of China under the Grants No. 2016YFA0300603 and No. 2016YFA0302400. C.W. is supported by the National Natural Science Foundation of China under the Grants No. 12174317 and No. 12234016. We acknowledge the support of the Supercomputing Center of Wuhan University.

APPENDIX A: ESTIMATION OF THE MOTT GAP

The attractive SU(N) Hubbard Hamiltonian consists of two parts: $H = H_U + H_0$ with $H_U = U \sum_{i,\alpha < \beta} (n_{i\alpha} -$

$1/2)(n_{i\beta} - 1/2)$ and $H_0 = -t \sum_{\langle ij \rangle, \alpha} (c_{i\alpha}^\dagger c_{j\alpha} + \text{H.c.})$. At half-filling, we define the Mott-insulating state by the nonzero energy penalty of adding (removing) a particle into (from) the system [63, 73]. In the atomic limit the energy penalty of adding an extra hole into the Mott-insulating state is $\Delta_{\text{at}} = E_{N_{\text{tot}}-1} - E_{N_{\text{tot}}} = -\frac{U}{2}(N-1)$ where N_{tot} is the total number of fermions. When tuning on the hopping term, the extra hole (particle) can move in the system, which further modifies the energy penalty. Below, we derive an effective model for the description of the extra hole (particle).

Following the steps in Ref.[74], we define the ground state $|n^{(0)}\rangle$ by $H_U|n^{(0)}\rangle = E_D^{(0)}|n^{(0)}\rangle$ with $E_D^{(0)} = E_{N_{\text{tot}}-1}$. Let P_0 be the projection operator onto the subspace \mathcal{D} spanned by $|n^{(0)}\rangle$. The projection operator outside the subspace \mathcal{D} is then defined as $P_1 = 1 - P_0$. The degenerate Rayleigh-Schrödinger perturbation theory yields the effective Hamiltonian, $H_{\text{eff}}|n^{(0)}\rangle = E_n|n^{(0)}\rangle$, up to the second order,

$$H_{\text{eff}} = P_0 \left(E_D^{(0)} + H_0 + H_0 P_1 \frac{1}{E_D^{(0)} - H_U} P_1 H_0 \right) P_0, \quad (\text{A1})$$

where the hopping operator $H_0 P_0$ moves one fermion from the local singlet bound state to the NN sites, as shown in Fig. 7. Consider the Pauli exclusion principle, the Hamiltonian can be written as

$$\begin{aligned} H_{\text{eff}} &= E_D^{(0)} + C^{(1)} + C^{(2)} \\ &+ \frac{t^2}{U(N-1)} P_0 \sum_{\langle\langle ij \rangle\rangle \in A, \alpha} (c_{i\alpha}^\dagger c_{j\alpha} + \text{H.c.}) P_0, \\ &= E_{N_{\text{tot}}-1} + C^{(1)} + C^{(2)} \\ &+ \frac{t^2}{U(N-1)} \sum_{\langle\langle ij \rangle\rangle \in A} (c_{i1}^\dagger c_{j1} + \text{H.c.}), \\ &= E_{N_{\text{tot}}-1} + C^{(1)} + C^{(2)} + \sum_{\mathbf{k}} \epsilon_h(\mathbf{k}) c_{\mathbf{k}1}^\dagger c_{\mathbf{k}1}, \quad (\text{A2}) \end{aligned}$$

where $\langle\langle ij \rangle\rangle$ represents the next-nearest-neighbor (NNN) sites and the NNN hopping process is restricted to the fermion color of the extra hole. $C^{(1)} = P_0 H_0 P_0$ is the first-order perturbation (see Fig. 7(a)), and $C^{(2)}$ is the second-order perturbation where one fermion hops to the NN sites and then hops back (see Fig. 7(b)). The last term represents the effective tight-binding model originated from the desired second-order process, as shown in Fig. 7(c). In the ground state, we assume that the extra hole (particle) occupies the lowest energy level $-yt'$, where $t' = -\frac{t^2}{U(N-1)}$ and $y > 0$ is a constant relying on the lattice structure.

Similarly, the effective Hamiltonian of the half-filled system yields $H_{\text{eff}} = E_{N_{\text{tot}}} + C^{(2)}$ where the NNN hopping process is absent up to the second order. Combined with Eq. (A2), we obtain the energy penalty

$$\Delta_{\text{at}} = -\frac{U}{2}(N-1) + \frac{yt^2}{U(N-1)} + C^{(1)} + \delta C^{(2)}, \quad (\text{A3})$$

where $\delta C^{(2)}$ is the difference between the NN second-order correction terms. In fact, $\delta C^{(2)}$ is marginal and we may also

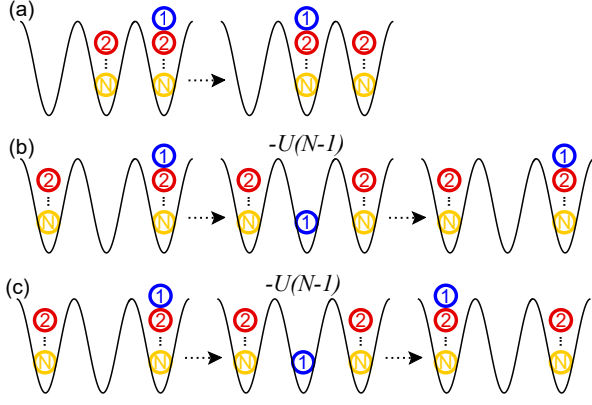


FIG. 7. In the attractive $SU(N)$ Hubbard model, (a) the first-order process inside the subspace \mathcal{D} and (b)(c) the second-order processes with the energy penalty $-U(N-1)$.

safely discard $C^{(1)}$ because of the CDW ordering. At the Mott transition point, $\Delta_{\text{at}} = 0$ and then an estimate of the transition point is

$$U_c^{\text{at}} = -\frac{\sqrt{2}yt}{N-1}. \quad (\text{A4})$$

For the attractive $SU(N)$ Hubbard model on the honeycomb lattice, the NNN hopping processes are on a triangular lattice as shown in Fig. 1, and thus $\epsilon_h(\mathbf{k}) = -2t' \sum_{i=1}^3 \cos(\mathbf{k} \cdot \hat{\delta}_i)$ with the primitive vectors $\hat{\delta}_1 = (\sqrt{3}, 0)$, $\hat{\delta}_2 = (\frac{\sqrt{3}}{2}, \frac{3}{2})$ and $\hat{\delta}_3 = (\frac{\sqrt{3}}{2}, -\frac{3}{2})$. Thus, the lowest energy level is $\epsilon_h(\Gamma) = -6t'$. Substituting $y = 6$ into Eq. (A4), we obtain

$$U_c^{\text{at}}/t = -\frac{2\sqrt{3}t}{N-1}. \quad (\text{A5})$$

For $N = 3$, the critical point is estimated as $U_c^{\text{at}}/t = -\sqrt{3}$.

APPENDIX B: THE AUXILIARY FIELDS COUPLED TO ON-SITE COLOR FLIPS

In this section, we adopt the theorem from Ref. [43] to prove that the QMC simulation of attractive $SU(3)$ Hubbard model is sign-problem-free at half-filling. We consider the finite-temperature formalism and apply the Suzuki-Trotter decomposition to separate the kinetic and interaction terms in the partition function,

$$Z = \text{tr} \{ e^{-\beta H} \} = \text{tr} \left\{ \left[\prod_{k=1}^M e^{-\Delta\tau H_0} e^{-\Delta\tau H_U} \right] \right\}, \quad (\text{B1})$$

where $\Delta\tau = \frac{\beta}{M}$ is the Trotter decomposition step. For the attractive Hubbard interaction,

$$\begin{aligned} & e^{-\Delta\tau U \sum_{\alpha < \beta} (n_{\alpha} - \frac{1}{2})(n_{\beta} - \frac{1}{2})} \\ &= \prod_{\alpha < \beta} e^{-\frac{\Delta\tau U}{2} (c_{\alpha}^{\dagger} c_{\beta} - \text{H.c.})^2 - \frac{\Delta\tau U}{4}}. \end{aligned} \quad (\text{B2})$$

The coupling matrix between colors α and β reads

$$(c_{\alpha}^{\dagger}, c_{\beta}^{\dagger}) \begin{pmatrix} 0 & 1 \\ -1 & 0 \end{pmatrix} \begin{pmatrix} c_{\alpha} \\ c_{\beta} \end{pmatrix}, \quad (\text{B3})$$

and its eigenvectors correspond to the complex fermion basis [44],

$$\tilde{c}_{\alpha\beta} = \frac{1}{\sqrt{2}}(c_{\alpha} - ic_{\beta}), \quad \tilde{c}_{\beta\alpha} = \frac{1}{\sqrt{2}}(c_{\alpha} + ic_{\beta}). \quad (\text{B4})$$

It can be verified that $\tilde{c}_{\alpha\beta}$ and $\tilde{c}_{\beta\alpha}$ obey fermionic anticommutation relations: $\{\tilde{c}_{\alpha\beta}^{\dagger}, \tilde{c}_{\alpha\beta}\} = 1$, $\{\tilde{c}_{\alpha\beta}^{\dagger}, \tilde{c}_{\beta\alpha}\} = 0$. After the diagonalization of coupling matrix Eq. (B3), the Hubbard interaction term $(c_{\alpha}^{\dagger} c_{\beta} - c_{\beta}^{\dagger} c_{\alpha})^2$ is refined to $-(\tilde{c}_{\alpha\beta}^{\dagger} \tilde{c}_{\alpha\beta} - \tilde{c}_{\beta\alpha}^{\dagger} \tilde{c}_{\beta\alpha})^2$. In the subspace spanned by the complex fermion basis, we apply the discrete Hubbard-Stratonovich (HS) transformation to decouple the Hubbard interaction term:

$$e^{\frac{\Delta\tau U}{2} (\tilde{c}_{\alpha\beta}^{\dagger} \tilde{c}_{\alpha\beta} - \tilde{c}_{\beta\alpha}^{\dagger} \tilde{c}_{\beta\alpha})^2} = \frac{1}{2} \sum_{s_{\alpha\beta} = \pm 1} e^{is_{\alpha\beta} \lambda (\tilde{c}_{\alpha\beta}^{\dagger} \tilde{c}_{\alpha\beta} - \tilde{c}_{\beta\alpha}^{\dagger} \tilde{c}_{\beta\alpha})}, \quad (\text{B5})$$

where $\lambda = \arccos e^{\frac{\Delta\tau U}{2}}$ and $U < 0$. From Eqs. (B4) and (B5), we may write Eq. (B2) as

$$\begin{aligned} & e^{-\Delta\tau U (n_{\alpha} - \frac{1}{2})(n_{\beta} - \frac{1}{2})} \\ &= \frac{1}{2} e^{-\frac{\Delta\tau U}{4}} \sum_{s_{\alpha\beta} = \pm 1} e^{s_{\alpha\beta} \lambda (c_{\alpha}^{\dagger} c_{\beta} - c_{\beta}^{\dagger} c_{\alpha})}. \end{aligned} \quad (\text{B6})$$

It is seen that the Hubbard interaction term in the $SU(3)$ Hamiltonian Eq. (1) can be decoupled in the on-site color-flip channels via three auxiliary fields s_{12} , s_{13} and s_{23} :

$$\begin{aligned} & e^{-\Delta\tau U \sum_{\alpha < \beta} (n_{\alpha} - \frac{1}{2})(n_{\beta} - \frac{1}{2})} \\ &= \frac{1}{8} e^{-\frac{3\Delta\tau U}{4}} \sum_{s_{12}, s_{13}, s_{23} = \pm 1} e^{\sum_{\alpha < \beta} s_{\alpha\beta} \lambda (c_{\alpha}^{\dagger} c_{\beta} - c_{\beta}^{\dagger} c_{\alpha})}, \end{aligned} \quad (\text{B7})$$

with a systematic error $\mathcal{O}(\Delta\tau^2)$. We expand Eq. (B7) in the *on-site* Fock space, and plot the numerical error of the diagonal element as a function of U , as shown in Fig. 8. According to this correctness test, the HS transformation used in our work is accurate in the intermediate coupling regime ($U/t < 10$) but debatable at very strong couplings ($U/t > 10$).

Next, we prove that QMC simulations using the HS transformation of Eq. (B7) can avoid the sign problem. In the bipartite lattice, we arrange the color-orbital operators in such order: $(A_{\alpha}, A_{\beta}, A_{\gamma}, B_{\alpha}, B_{\beta}, B_{\gamma})$, where A and B represent the two sublattices. Then, the Hamiltonian after the HS transformation takes the form of $H_s = \begin{pmatrix} D_A & K \\ K & D_B \end{pmatrix}$ where K represents the hopping matrix between two sublattices and $D_{A(B)}$ is a block diagonal matrix. In particular, each block in $D_{A(B)}$ is an anti-symmetric matrix,

$$\Lambda = \begin{pmatrix} 0 & s_{12}\lambda & s_{12}\lambda \\ -s_{12}\lambda & 0 & s_{23}\lambda \\ -s_{13}\lambda & -s_{23}\lambda & 0 \end{pmatrix}, \quad (\text{B8})$$

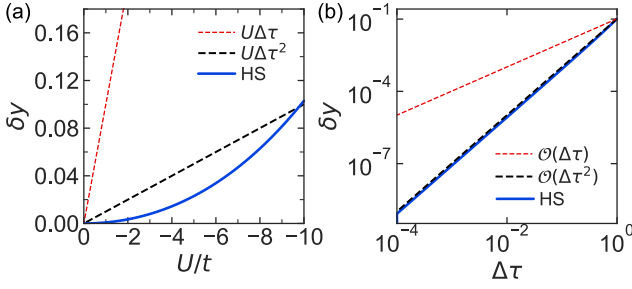


FIG. 8. Correctness test of the HS transformation: (a) The numerical error as a function of U for $\Delta\tau = 0.1$; (b) The numerical error as a function of $\Delta\tau$ for $U/t = -1$. The red and black dashed curves are respectively the Trotter errors of $\Delta\tau$ and $\Delta\tau^2$.

and $\Lambda = -\Lambda^T$. It is easy to verify that the decoupled Hamiltonian satisfies

$$\eta H_s \eta = -H_s^T, \quad (\text{B9})$$

where $\eta = \text{diag}(1, \dots, 1, -1, \dots, -1)$. This condition guarantees the sign-problem-free determinant QMC simulations [43]. However, when the system is away from half filling, $D_{A(B)}$ is not a real anti-symmetric matrix, which may cause the sign problem. Furthermore, we can use the Rodrigues formula to simplify the matrix exponential: $e^\Lambda = I_3 + \frac{\sin \theta}{\theta} \Lambda + \frac{(1 - \cos \theta)}{\theta^2} \Lambda^2$ with $\theta = \sqrt{(s_{12}^2 + s_{13}^2 + s_{23}^2)\lambda^2} = \sqrt{3}\lambda^2$.

The auxiliary fields associated with on-site color-flip channels can be generalized to the attractive $SU(2N+1)$ Hubbard model. This HS transformation, however, enlarges the size of matrix which leads to the time complexity $\mathcal{O}(\beta(2L^2N')^3)$ with $N' = 2N+1$. The HS transformation of Eq.(B7) can also be applied to the projector QMC (PQMC) method in which the expectation values of observables with the ground state $|\Psi_G\rangle$ are calculated. A trial ground-state wave function $|\Psi_T\rangle$ is chosen based on the Hamiltonian Eq.(1) in the noninteracting limit under the anti-periodic boundary condition [43]. Given the inner product $\langle \Psi_G | \Psi_T \rangle \neq 0$, the ground state $|\Psi_G\rangle$ can be reached by applying the projection operator $e^{-\frac{\beta H}{2}}$ onto $|\Psi_T\rangle$ for a sufficiently long projection time β [58, 75].

In our simulations, the honeycomb lattice in real space is subject to the periodic boundary condition for $L = 3, 6, 9, 12$. Under this boundary condition, the lattice vectors in the Brillouin zone can meet the Dirac points. The projection time $\beta = \frac{8}{3}L$ and the Trotter decomposition step $\Delta\tau \leq 0.1$ are sufficient for the accurate description of the ground-state properties of the attractive $SU(3)$ Hubbard model.

In the half-filled attractive $SU(3)$ Hubbard model, the results of PQMC are compared with those of exact diagonalization (ED) method on a 2×2 square lattice. In Fig. 9, the ED results are shown with the red square, while the PQMC results for $\beta = 10, 20$ are presented respectively by the blue circle and blue pentagon. For most of U , PQMC results agree well with ED calculations within the margin of numerical errors. However, when $U/t = -0.05$, we obtain inconsistent results except the ground state energy. The reason could be that the trial wave function becomes inappropriate due to Fermi surface nesting.

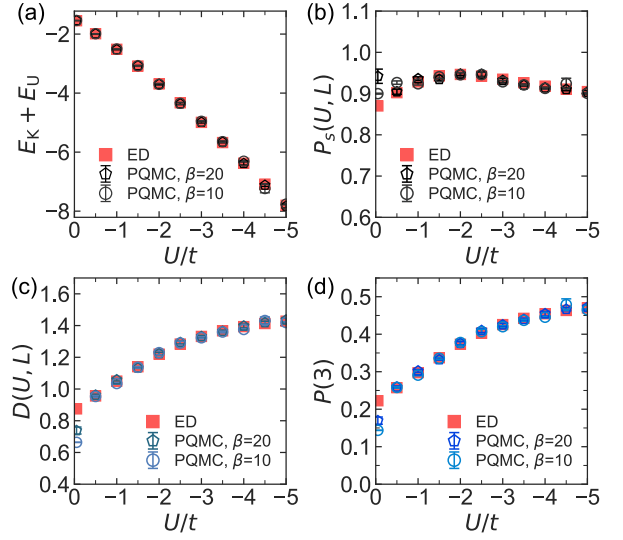


FIG. 9. Correctness test on a 2×2 square lattice for (a) ground state energy, (b) pairing order parameter, (c) CDW order parameter, and (d) triple occupancy probability.

APPENDIX C: MEAN-FIELD ANALYSIS

For the CDW order on a honeycomb lattice, the Hubbard interaction term can be decoupled in terms of the on-site parameters $\langle c_{i\alpha}^\dagger c_{i\alpha} \rangle = \epsilon^i \Delta$ at the mean-field level, where Δ is the CDW order parameter; ϵ^i is $+1$ on sublattice A and is -1 on sublattice B . The mean-field CDW order parameter can be defined as

$$\Delta = \frac{1}{2L^2N} \sum_{i,\alpha} \epsilon^i \langle c_{i\alpha}^\dagger c_{i\alpha} \rangle. \quad (\text{C1})$$

The mean-field Hamiltonian of the attractive $SU(3)$ Hubbard model is then written in the reciprocal space, $H_{\text{MF}} = \sum_{\mathbf{k}, \alpha} c_{\mathbf{k}, \alpha}^\dagger h_{\mathbf{k}} c_{\mathbf{k}, \alpha}$, where

$$h_{\mathbf{k}} = \begin{bmatrix} (N-1)U\Delta & \epsilon^*(\mathbf{k}) \\ \epsilon(\mathbf{k}) & (1-N)U\Delta \end{bmatrix}, \quad (\text{C2})$$

and the bipartite basis $c_{\mathbf{k}}^\dagger \equiv (c_{A\mathbf{k}}^\dagger, c_{B\mathbf{k}}^\dagger)$ is used. The off-diagonal term $\epsilon(\mathbf{k}) = -t \sum_a e^{-i\mathbf{k} \cdot \hat{e}_a}$ comes from the non-interacting part of Eq. (1), where \sum_a is the sum over three vectors $\hat{e}_1 = (0, 1)$, $\hat{e}_2 = (-\frac{\sqrt{3}}{2}, -\frac{1}{2})$ and $\hat{e}_3 = (\frac{\sqrt{3}}{2}, -\frac{1}{2})$. The distance between nearest-neighbor (NN) sites is set as the unit of length. At half filling, the self-consistent equation of Δ reads

$$\Delta = \frac{1}{2L^2N} \sum_{\mathbf{k}, \alpha} \left(\frac{\epsilon(\mathbf{k})^2}{|\lambda_{\mathbf{k}}|^2 + (N-1)U\Delta|\lambda_{\mathbf{k}}|} - 1 \right), \quad (\text{C3})$$

where $\lambda_{\mathbf{k}} = \pm \sqrt{(N-1)^2 U^2 \Delta^2 + \epsilon(\mathbf{k})^2}$ are the eigenvalues of the matrix $h_{\mathbf{k}}$. The nonzero value of Δ opens the energy gap $2(N-1)|U|\Delta$ in the energy spectrum $\lambda_{\mathbf{k}}$. Thus the ground state is an insulator and Eq. (C1) is often referred to as *the gap*

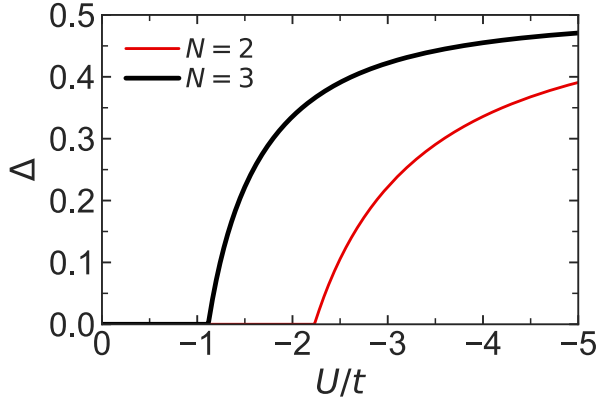


FIG. 10. Mean-field solution of the CDW order parameter Δ as a function of U for $N = 2, 3$ at half filling.

function. Furthermore, according to Eq. (C3) the number of fermion colors actually rescales U by the factor $N - 1$ [40].

For each Hubbard U , one can solve Eq. (C3) self-consistently by the root-finding method [76, 77]. As shown in Fig. 10, the CDW phase transitions occur at the critical points $U_c^{\text{MF}}/t \approx -1.11$ for $N = 3$ and $U_{c,N=2}^{\text{MF}}/t = 2U_c^{\text{MF}}/t \approx -2.23$ for $N = 2$.

On the other hand, the pairing gap function is defined as $\Delta_{\alpha\beta} = -\frac{1}{2L^2} \sum_k \langle c_{k\alpha} c_{-k\beta} \rangle$. The vector $(\Delta_{23}, \Delta_{31}, \Delta_{12})$ can be mapped onto $(0, 0, \Delta_{12})$ by a global gauge change, leaving only one pair gapped [16]. By solving the standard BCS problem, the energy spectrum has the gapped branches $\pm \sqrt{\epsilon(\mathbf{k})^2 + U^2 \Delta_{12}^2}$ with the energy gap $|2U \Delta_{12}|$. Note that Eq. (C3) also holds for Δ_{12} when $N = 2$. Thus, in the half-filled attractive SU(3) Hubbard model, the pairing gap ($N = 2$) is certainly not larger than the CDW gap ($N = 3$), and the ground state is associated with CDW order [15].

Next, we investigate the semimetal-CDW transition by analyzing the Ginzburg-Landau (GL) free-energy density $f(\Delta)$. Since $\sigma_x \Delta \sigma_x = -\Delta$ in which σ_x is the Pauli matrix in the basis of sublattices, the CDW order breaks the lattice inversion symmetry. However, $f(\Delta)$ needs to maintain the lattice inversion symmetry. Hence, the analytic part of $f(\Delta)$ can be written as

$$f_a = r_2 \Delta^2 + r_4 \Delta^4. \quad (\text{C4})$$

According to the GL theory, f_a describes a second-order transition with the critical exponent $\zeta = -\frac{1}{2}$. Due to the coupling between Δ and the gapless Dirac fermions, the total free-energy density $f(\Delta)$ potentially contains a nonanalytic part as explained below. When taking account of the spin degeneracy, there are six Dirac cones in the first Brillouin zone. In the CDW phase, the mean-field energy spectrum around each Dirac point is $E_k = \sqrt{v^2 k^2 + (N-1)^2 U^2 \Delta^2}$, where k represents the deviation from the Dirac point. Denote the nonanalytic part by $f_{\text{non}}(\Delta, \beta)$ where β is the inverse temperature. At the mean-field level, we can estimate $f_{\text{non}}(\Delta, \beta)$ arising from

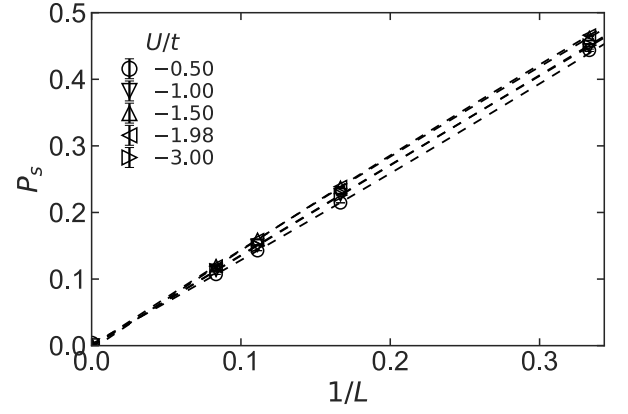


FIG. 11. Finite-size extrapolations of the pairing order parameter to the $L \rightarrow \infty$ limit for various U . Dashed lines are the least-square fits with the quadratic polynomials in $1/L$.

the low-energy spectra around the Dirac points as

$$f_{\text{non}}(\Delta, \beta) \approx -\frac{6}{\beta} \int_0^\Lambda \frac{d^2 \mathbf{k}}{(2\pi)^2} [\ln(1 + e^{\beta E_k}) + \ln(1 + e^{-\beta E_k})], \quad (\text{C5})$$

where Λ is the momentum cutoff. By taking the limit of $\beta \rightarrow \infty$ and then $\Delta \rightarrow 0$, we solve the integral,

$$f_{\text{non}} = r_3 |\Delta|^3, \quad (\text{C6})$$

where $r_3 = \frac{(N-1)^3 U^3}{\pi v^2} > 0$. Combined with the analytic part f_a , we obtain the total GL free-energy density

$$f(\Delta) = f_a + f_{\text{non}} = r_2 \Delta^2 + r_3 |\Delta|^3. \quad (\text{C7})$$

According to the GL theory, $f(\Delta)$ describes a second-order transition with the critical exponent $\zeta = -1$.

APPENDIX D: ABSENCE OF THE PAIRING ORDER

The pairing structure factor can be defined as

$$S_{\text{pair}}(L) = \frac{1}{2L^2} \sum_{i,j} P(i, j), \quad (\text{D1})$$

where $2 \times L \times L$ is the number of lattice sites and $P(i, j) = \sum_{\alpha < \beta} \langle c_{i\alpha}^\dagger c_{i\beta}^\dagger c_{j\beta} c_{j\alpha} + c_{i\beta} c_{i\alpha} c_{j\alpha}^\dagger c_{j\beta}^\dagger \rangle$ is the equal-time pair-pair correlation function. By extrapolating the structure factor to thermodynamic limit, the long-range pairing order parameter can be obtained: $P_s = \lim_{L \rightarrow \infty} \sqrt{\frac{1}{2L^2} S_{\text{pair}}(L)}$.

At half filling, the ground state of the attractive SU(3) Hubbard model on the honeycomb lattice is a semimetal in non-interacting limit $U/t \rightarrow 0$. As the attractive interaction increases, the system may enter an ordered phase. At weak coupling, the pairing gap function on the honeycomb lattice is vanishingly small because of the zero density of states at

Dirac points [16], and therefore the quantum fluctuations prevent pairings on the half-filled honeycomb lattice. At strong coupling, the attractive SU(2) Hubbard model enters the ordered phase where the pairing order and the CDW order are degenerate, and thus the (spin) SU(2) symmetry is preserved [65, 78–80].

As shown in Fig. 11, the finite-size extrapolation to the

$L \rightarrow \infty$ limit shows no sign of pairing order on the honeycomb lattice in a wide range of coupling strengths. Hence, the pairing order is absent and therefore the color superfluid is not the ground state of our model. In Appendix C, the mean-field analysis also indicates that the energy of pairing order is higher than that of CDW order on a honeycomb lattice, which is consistent with our QMC results.

-
- [1] S. Taie, Y. Takasu, S. Sugawa, R. Yamazaki, T. Tsujimoto, R. Murakami, and Y. Takahashi, Realization of a $SU(2) \times SU(6)$ system of fermions in a cold atomic gas, *Phys. Rev. Lett.* **105**, 190401 (2010).
 - [2] B. J. DeSalvo, M. Yan, P. G. Mickelson, Y. N. Martinez de Escobar, and T. C. Killian, Degenerate Fermi gas of ^{87}Sr , *Phys. Rev. Lett.* **105**, 030402 (2010).
 - [3] S. Taie, R. Yamazaki, S. Sugawa, and Y. Takahashi, An SU(6) Mott insulator of an atomic Fermi gas realized by large-spin Pomeranchuk cooling, *Nat. Phys.* **8**, 825 (2012).
 - [4] F. Scazza, C. Hofrichter, M. Höfer, P. C. De Groot, I. Bloch, and S. Fölling, Observation of two-orbital spin-exchange interactions with ultracold SU(N)-symmetric fermions, *Nat. Phys.* **10**, 779 (2014).
 - [5] X. Zhang, M. Bishof, S. L. Bromley, C. V. Kraus, M. S. Safronova, P. Zoller, A. M. Rey, and J. Ye, Spectroscopic observation of SU(N)-symmetric interactions in Sr orbital magnetism, *Science* **345**, 1467 (2014).
 - [6] G. Pagano, M. Mancini, G. Cappellini, P. Lombardi, F. Schäfer, H. Hu, X.-J. Liu, J. Catani, C. Sias, M. Inguscio, *et al.*, A one-dimensional liquid of fermions with tunable spin, *Nat. Phys.* **10**, 198 (2014).
 - [7] M. A. Cazalilla and A. M. Rey, Ultracold Fermi gases with emergent SU(N) symmetry, *Rep. Prog. Phys.* **77**, 124401 (2014).
 - [8] C. Hofrichter, L. Riegger, F. Scazza, M. Höfer, D. R. Fernandes, I. Bloch, and S. Fölling, Direct probing of the Mott crossover in the SU(N) Fermi-Hubbard model, *Phys. Rev. X* **6**, 021030 (2016).
 - [9] L. Riegger, N. Darkwah Oppong, M. Höfer, D. R. Fernandes, I. Bloch, and S. Fölling, Localized magnetic moments with tunable spin exchange in a gas of ultracold fermions, *Phys. Rev. Lett.* **120**, 143601 (2018).
 - [10] C. He, Z. Ren, B. Song, E. Zhao, J. Lee, Y.-C. Zhang, S. Zhang, and G.-B. Jo, Collective excitations in two-dimensional SU(N) Fermi gases with tunable spin, *Phys. Rev. Research* **2**, 012028 (2020).
 - [11] B. Song, Y. Yan, C. He, Z. Ren, Q. Zhou, and G.-B. Jo, Evidence for bosonization in a three-dimensional gas of SU(N) fermions, *Phys. Rev. X* **10**, 041053 (2020).
 - [12] H. Ozawa, S. Taie, Y. Takasu, and Y. Takahashi, Antiferromagnetic spin correlation of SU(N) Fermi gas in an optical superlattice, *Phys. Rev. Lett.* **121**, 225303 (2018).
 - [13] S. Taie, E. Ibarra-García-Padilla, N. Nishizawa, Y. Takasu, Y. Kuno, H.-T. Wei, R. T. Scalettar, K. R. A. Hazard, and Y. Takahashi, Observation of antiferromagnetic correlations in an ultracold SU(N) Hubbard model, *Nat. Phys.* **18**, 1356 (2022).
 - [14] C. Wu, J.-p. Hu, and S.-c. Zhang, Exact SO(5) symmetry in the spin-3/2 fermionic system, *Phys. Rev. Lett.* **91**, 186402 (2003).
 - [15] C. Honerkamp and W. Hofstetter, Ultracold fermions and the SU(N) Hubbard model, *Phys. Rev. Lett.* **92**, 170403 (2004).
 - [16] C. Honerkamp and W. Hofstetter, BCS pairing in Fermi systems with N different hyperfine states, *Phys. Rev. B* **70**, 094521 (2004).
 - [17] C. Wu, Competing orders in one-dimensional spin-3/2 fermionic systems, *Phys. Rev. Lett.* **95**, 266404 (2005).
 - [18] A. V. Gorshkov, M. Hermele, V. Gurarie, C. Xu, P. S. Julienne, J. Ye, P. Zoller, E. Demler, M. D. Lukin, and A. Rey, Two-orbital SU(N) magnetism with ultracold alkaline-earth atoms, *Nat. Phys.* **6**, 289 (2010).
 - [19] H. Yoshida and H. Katsura, Rigorous results on the ground state of the attractive SU(N) Hubbard model, *Phys. Rev. Lett.* **126**, 100201 (2021).
 - [20] Z. Fodor and S. D. Katz, Lattice determination of the critical point of QCD at finite t and μ , *J. High Energy Phys.* **2002** (03), 014.
 - [21] Y. Aoki, G. Endrődi, Z. Fodor, S. Katz, and K. Szabo, The order of the quantum chromodynamics transition predicted by the standard model of particle physics, *Nature* **443**, 675 (2006).
 - [22] F. Wilczek, Quantum chromodynamics: Lifestyles of the small and simple, *Nat. Phys.* **3**, 375 (2007).
 - [23] E. R. I. Abraham, W. I. McAlexander, J. M. Gerton, R. G. Hulet, R. Côté, and A. Dalgarno, Triplet s-wave resonance in ^6Li collisions and scattering lengths of ^6Li and ^7Li , *Phys. Rev. A* **55**, R3299 (1997).
 - [24] M. Bartenstein, A. Altmeyer, S. Riedl, R. Geursen, S. Jochim, C. Chin, J. H. Denschlag, R. Grimm, A. Simoni, E. Tiesinga, C. J. Williams, and P. S. Julienne, Precise determination of ^6Li cold collision parameters by radio-frequency spectroscopy on weakly bound molecules, *Phys. Rev. Lett.* **94**, 103201 (2005).
 - [25] T. B. Ottenstein, T. Lompe, M. Kohnen, A. N. Wenz, and S. Jochim, Collisional stability of a three-component degenerate Fermi gas, *Phys. Rev. Lett.* **101**, 203202 (2008).
 - [26] J. H. Huckans, J. R. Williams, E. L. Hazlett, R. W. Stites, and K. M. O'Hara, Three-body recombination in a three-state Fermi gas with widely tunable interactions, *Phys. Rev. Lett.* **102**, 165302 (2009).
 - [27] A. N. Wenz, T. Lompe, T. B. Ottenstein, F. Serwane, G. Zürn, and S. Jochim, Universal trimer in a three-component Fermi gas, *Phys. Rev. A* **80**, 040702 (2009).
 - [28] J. R. Williams, E. L. Hazlett, J. H. Huckans, R. W. Stites, Y. Zhang, and K. M. O'Hara, Evidence for an excited-state Efimov trimer in a three-component Fermi gas, *Phys. Rev. Lett.* **103**, 130404 (2009).
 - [29] S. Nakajima, M. Horikoshi, T. Mukaiyama, P. Naidon, and M. Ueda, Nonuniversal Efimov atom-dimer resonances in a three-component mixture of ^6Li , *Phys. Rev. Lett.* **105**, 023201 (2010).
 - [30] D. Mattis and S. Rudin, Three-body bound states on a lattice, *Phys. Rev. Lett.* **52**, 755 (1984).
 - [31] S. Rudin, Absence of binding of three fermions on a two-dimensional lattice, *Phys. Rev. A* **31**, 3441 (1985).
 - [32] D. C. Mattis, The few-body problem on a lattice, *Rev. Mod. Phys.* **58**, 361 (1986).

- [33] P. E. Kornilovitch, Stability of three-fermion clusters with finite range of attraction, *EPL* **103**, 27005 (2013).
- [34] J. Pohlmann, A. Privitera, I. Titvinidze, and W. Hofstetter, Trion and dimer formation in three-color fermions, *Phys. Rev. A* **87**, 023617 (2013).
- [35] A. Rapp, G. Zaránd, C. Honerkamp, and W. Hofstetter, Color superfluidity and “baryon” formation in ultracold fermions, *Phys. Rev. Lett.* **98**, 160405 (2007).
- [36] A. Rapp, W. Hofstetter, and G. Zaránd, Trionic phase of ultracold fermions in an optical lattice: A variational study, *Phys. Rev. B* **77**, 144520 (2008).
- [37] K. Inaba and S.-i. Suga, Finite-temperature properties of attractive three-component fermionic atoms in optical lattices, *Phys. Rev. A* **80**, 041602 (2009).
- [38] K. Inaba and S.-i. Suga, Color superfluid and trionic state of attractive three-component lattice fermionic atoms at finite temperatures, *Mod. Phys. Lett. B* **25**, 987 (2011).
- [39] I. Titvinidze, A. Privitera, S.-Y. Chang, S. Diehl, M. A. Baranov, A. Daley, and W. Hofstetter, Magnetism and domain formation in SU(3)-symmetric multi-species Fermi mixtures, *New J. Phys.* **13**, 035013 (2011).
- [40] A. Koga and H. Yanatori, Spontaneously symmetry-breaking states in the attractive SU(N) Hubbard model, *J. Phys. Soc. Japan* **86**, 034702 (2017).
- [41] A. Kantian, M. Dalmonte, S. Diehl, W. Hofstetter, P. Zoller, and A. J. Daley, Atomic color superfluid via three-body loss, *Phys. Rev. Lett.* **103**, 240401 (2009).
- [42] P. Azaria, S. Capponi, and P. Lecheminant, Three-component Fermi gas in a one-dimensional optical lattice, *Phys. Rev. A* **80**, 041604 (2009).
- [43] L. Wang, Y.-H. Liu, M. Iazzi, M. Troyer, and G. Harcos, Split orthogonal group: A guiding principle for sign-problem-free fermionic simulations, *Phys. Rev. Lett.* **115**, 250601 (2015).
- [44] Z.-X. Li, Y.-F. Jiang, and H. Yao, Solving the fermion sign problem in quantum Monte Carlo simulations by Majorana representation, *Phys. Rev. B* **91**, 241117 (2015).
- [45] Z. C. Wei, C. Wu, Y. Li, S. Zhang, and T. Xiang, Majorana positivity and the fermion sign problem of quantum Monte Carlo simulations, *Phys. Rev. Lett.* **116**, 250601 (2016).
- [46] Z.-X. Li, Y.-F. Jiang, and H. Yao, Majorana-time-reversal symmetries: A fundamental principle for sign-problem-free quantum Monte Carlo simulations, *Phys. Rev. Lett.* **117**, 267002 (2016).
- [47] N. Zerf, L. N. Mihaila, P. Marquard, I. F. Herbut, and M. M. Scherer, Four-loop critical exponents for the Gross-Neveu-Yukawa models, *Phys. Rev. D* **96**, 096010 (2017).
- [48] L. Wang, P. Corboz, and M. Troyer, Fermionic quantum critical point of spinless fermions on a honeycomb lattice, *New J. Phys.* **16**, 103008 (2014).
- [49] Z.-X. Li, Y.-F. Jiang, and H. Yao, Fermion-sign-free Majorana-quantum-Monte-Carlo studies of quantum critical phenomena of Dirac fermions in two dimensions, *New J. Phys.* **17**, 085003 (2015).
- [50] C. Chen, X. Y. Xu, Z. Y. Meng, and M. Hohenadler, Charge-density-wave transitions of Dirac fermions coupled to phonons, *Phys. Rev. Lett.* **122**, 077601 (2019).
- [51] F. Parisen Toldin, M. Hohenadler, F. F. Assaad, and I. F. Herbut, Fermionic quantum criticality in honeycomb and π -flux Hubbard models: Finite-size scaling of renormalization-group-invariant observables from quantum Monte Carlo, *Phys. Rev. B* **91**, 165108 (2015).
- [52] Y. Otsuka, S. Yunoki, and S. Sorella, Universal quantum criticality in the metal-insulator transition of two-dimensional interacting Dirac electrons, *Phys. Rev. X* **6**, 011029 (2016).
- [53] Y. Otsuka, K. Seki, S. Sorella, and S. Yunoki, Quantum criticality in the metal-superconductor transition of interacting Dirac fermions on a triangular lattice, *Phys. Rev. B* **98**, 035126 (2018).
- [54] Z. Zhou, C. Wu, and Y. Wang, Mott transition in the π -flux SU(4) Hubbard model on a square lattice, *Phys. Rev. B* **97**, 195122 (2018).
- [55] Y. Da Liao, X. Y. Xu, Z. Y. Meng, and Y. Qi, Dirac fermions with plaquette interactions. II. SU(4) phase diagram with Gross-Neveu criticality and quantum spin liquid, *Phys. Rev. B* **106**, 115149 (2022).
- [56] Y. Da Liao, X. Y. Xu, Z. Y. Meng, and Y. Qi, Dirac fermions with plaquette interactions. III. SU(N) phase diagram with Gross-Neveu criticality and first-order phase transition, *Phys. Rev. B* **106**, 155159 (2022).
- [57] Z.-X. Li, Y.-F. Jiang, S.-K. Jian, and H. Yao, Fermion-induced quantum critical points, *Nat. Commun.* **8**, 1 (2017).
- [58] F. Assaad and H. Evertz, World-line and determinantal quantum Monte Carlo methods for spins, phonons and electrons, in *Computational Many-Particle Physics*, edited by H. Fehske, R. Schneider, and A. Weiße (Springer Berlin Heidelberg, Berlin, Heidelberg, 2008) pp. 277–356.
- [59] R. A. Molina, J. Dukelsky, and P. Schmitteckert, Crystallization of trions in SU(3) cold-atom gases trapped in optical lattices, *Phys. Rev. A* **80**, 013616 (2009).
- [60] G. Klingschat and C. Honerkamp, Exact diagonalization study of trionic crossover and trion liquid in the attractive three-component Hubbard model, *Phys. Rev. B* **82**, 094521 (2010).
- [61] A. F. Albuquerque, D. Schwandt, B. Hetényi, S. Capponi, M. Mambrini, and A. M. Läuchli, Phase diagram of a frustrated quantum antiferromagnet on the honeycomb lattice: Magnetic order versus valence-bond crystal formation, *Phys. Rev. B* **84**, 024406 (2011).
- [62] T. C. Lang, Z. Y. Meng, A. Muramatsu, S. Wessel, and F. F. Assaad, Dimerized solids and resonating plaquette order in SU(N)-Dirac fermions, *Phys. Rev. Lett.* **111**, 066401 (2013).
- [63] Z. Zhou, D. Wang, Z. Y. Meng, Y. Wang, and C. Wu, Mott insulating states and quantum phase transitions of correlated SU(2 N) Dirac fermions, *Phys. Rev. B* **93**, 245157 (2016).
- [64] Z. Zhou, D. Wang, C. Wu, and Y. Wang, Finite-temperature valence-bond-solid transitions and thermodynamic properties of interacting SU(2 N) Dirac fermions, *Phys. Rev. B* **95**, 085128 (2017).
- [65] K. L. Lee, K. Bouadim, G. G. Batrouni, F. Hébert, R. T. Scalettar, C. Miniatura, and B. Grémaud, Attractive Hubbard model on a honeycomb lattice: Quantum Monte Carlo study, *Phys. Rev. B* **80**, 245118 (2009).
- [66] M. P. A. Fisher, P. B. Weichman, G. Grinstein, and D. S. Fisher, Boson localization and the superfluid-insulator transition, *Phys. Rev. B* **40**, 546 (1989).
- [67] F. F. Assaad and I. F. Herbut, Pinning the order: The nature of quantum criticality in the Hubbard model on honeycomb lattice, *Phys. Rev. X* **3**, 031010 (2013).
- [68] O. Melchert, autoscale.py - a program for automatic finite-size scaling analyses: A user’s guide, [arXiv:0910.5403](https://arxiv.org/abs/0910.5403) (2009); A. Sorge, *Pyfssa* 0.7.6 (2015).
- [69] J. Houdayer and A. K. Hartmann, Low-temperature behavior of two-dimensional Gaussian Ising spin glasses, *Phys. Rev. B* **70**, 014418 (2004).
- [70] B. Ihrig, L. N. Mihaila, and M. M. Scherer, Critical behavior of Dirac fermions from perturbative renormalization, *Phys. Rev. B* **98**, 125109 (2018).
- [71] B. Knorr, Ising and Gross-Neveu model in next-to-leading order, *Phys. Rev. B* **94**, 245102 (2016).

- [72] E. Huffman and S. Chandrasekharan, Fermion bag approach to Hamiltonian lattice field theories in continuous time, [Phys. Rev. D **96**, 114502 \(2017\)](#).
- [73] Z. Zhou, Z. Cai, C. Wu, and Y. Wang, Quantum Monte Carlo simulations of thermodynamic properties of $SU(2N)$ ultracold fermions in optical lattices, [Phys. Rev. B **90**, 235139 \(2014\)](#).
- [74] J. J. Sakurai and E. D. Commins, *Modern quantum mechanics, revised edition* (AAPT, 1995).
- [75] D. Wang, Y. Li, Z. Cai, Z. Zhou, Y. Wang, and C. Wu, Competing orders in the 2D half-filled $SU(2N)$ Hubbard model through the pinning-field quantum Monte Carlo simulations, [Phys. Rev. Lett. **112**, 156403 \(2014\)](#).
- [76] E. Jones, T. Oliphant, P. Peterson, *et al.*, [SciPy: Open source scientific tools for Python](#) (2001–).
- [77] R. P. Brent, *Algorithms for minimization without derivatives* (Courier Corporation, 2013).
- [78] R. T. Scalettar, E. Y. Loh, J. E. Gubernatis, A. Moreo, S. R. White, D. J. Scalapino, R. L. Sugar, and E. Dagotto, Phase diagram of the two-dimensional negative- U Hubbard model, [Phys. Rev. Lett. **62**, 1407 \(1989\)](#).
- [79] A. Moreo and D. J. Scalapino, Two-dimensional negative- U Hubbard model, [Phys. Rev. Lett. **66**, 946 \(1991\)](#).
- [80] R. Micnas, J. Ranninger, and S. Robaszkiewicz, Superconductivity in narrow-band systems with local nonretarded attractive interactions, [Rev. Mod. Phys. **62**, 113 \(1990\)](#).