

A note on the semitotal domination number of trees *

Wei Zhuang [†]

School of Applied Mathematics,

Xiamen University of Technology, Xiamen 361024, P.R.China

Abstract

A set S of vertices in G is a semitotal dominating set of G if it is a dominating set of G and every vertex in S is within distance 2 of another vertex of S . The semitotal domination number, $\gamma_{t2}(G)$, is the minimum cardinality of a semitotal dominating set of G . Note that the semitotal domination number is a parameter that is squeezed between arguably the two important domination parameters, namely the domination number, $\gamma(G)$, and the total domination number, $\gamma_t(G)$. In this paper, we show that if T is a tree that is not a star, then $\gamma_{t2}(T) \leq 2\gamma(T) - 1$, and provide a constructive characterization of the trees achieving equality in the bound. In addition, we also study the semitotal domination multisubdivision number of trees, $msd_{\gamma_{t2}}(T)$. We show that for any tree T of order at least three, $1 \leq msd_{\gamma_{t2}}(T) \leq 3$, and characterize the trees whose semitotal domination multisubdivision number is 3.

Keywords domination number, semitotal domination number, semitotal domination multisubdivision number, tree

1 Introduction

Let $G = (V, E)$ be a simple graph without isolated vertices, and let v be a vertex in G . The *open neighborhood* of v is $N(v) = \{u \in V | uv \in E\}$ and the *degree* of v is $d(v) = |N(v)|$. For two vertices u and v in a connected graph G , the *distance* $d(u, v)$ between u and v is the length of a shortest (u, v) -path in G . The maximum distance among all pairs of vertices of G is the *diameter* of a graph G which is denoted by $diam(G)$. A *leaf* of G is a vertex of degree 1, and a *support vertex* of G is a vertex adjacent to a leaf.

*The research is supported by NSFC (No. 11301440), Natural Science Foundation of Fujian Province (CN)(2015J05017)

[†]Corresponding author; E-mail: zhuangweixmu@163.com

A set S of vertices of a graph G is called a *dominating set* (respectively, *total dominating set*) of G if every vertex in $V(G) \setminus S$ (respectively, $V(G)$) is adjacent to at least one vertex in S . The *domination number* (respectively, *total domination number*) of G , denoted by $\gamma(G)$ (respectively, $\gamma_t(G)$), is the minimum cardinality of a dominating set (respectively, total dominating set) of G .

The concept of semitotal domination in graphs was introduced by Goddard et al.[7]. A set S of vertices in G is a *semitotal dominating set* of G if it is a dominating set of G and every vertex in S is within distance 2 of another vertex of S . The *semitotal domination number*, $\gamma_{t2}(G)$, is the minimum cardinality of a semitotal dominating set of G . We observe that $\gamma(G) \leq \gamma_{t2}(G) \leq \gamma_t(G)$. A semitotal dominating set (respectively, dominating set, total dominating set) of G of cardinality $\gamma_{t2}(G)$ (respectively, $\gamma(G)$, $\gamma_t(G)$) is called a $\gamma_{t2}(G)$ -set (respectively, $\gamma(G)$ -set, $\gamma_t(G)$ -set).

The *domination multisubdivision number* of a graph G was defined in [5] as the minimum positive integer k such that there exists an edge which must be subdivided k times to increase the domination number of G . Subsequently, the *total domination multisubdivision number* was introduced by Alaminos et al.[1]. One of the purposes of our paper is to initialize the study of the semitotal domination multisubdivision number. The *semitotal domination multisubdivision number* of a graph G is the minimum positive integer k such that there exists an edge which must be subdivided k times to increase the semitotal domination number of G .

An area of research in domination of graphs that has received considerable attention is the study of classes of graphs with equal domination parameters, or the ratio between two domination parameters, some related results can be referred to [2–4, 8, 10–13]. Motivated by the above papers, we are ready to consider the ratio between domination number and semitotal domination number. In this paper, we show that if T is a tree that is not a star, then $\gamma_{t2}(T) \leq 2\gamma(T) - 1$, and provide a constructive characterization of the trees achieving equality in the bound. In addition, we show that for any tree T of order at least three, $1 \leq msd_{\gamma_{t2}}(T) \leq 3$, and characterize the trees whose semitotal domination multisubdivision number is 3.

2 Domination versus semitotal domination in trees

From the definitions of domination number and semitotal domination number, we have the following observations.

Observation 2.1 *Let G be a connected graph that is not a star. Then,*

- (i) *there is a γ -set that contains no leaf of G , and*
- (ii)[9] *there is a γ_{t2} -set that contains no leaf of G .*

Our aim in this section is to present a tight upper bound for the semitotal domination number of a non-star tree in terms of its domination number, and provide a constructive

characterization of the trees achieving equality in this bound. For our purposes, we define a *labeling* of a tree T as a partition $S = (S_A, S_B, S_C, S_D, S_E)$ of $V(T)$ (This idea of labeling the vertices is introduced in [6]). We will refer to the pair (T, S) as a *labeled tree*. The label or *status* of a vertex v , denoted $\text{sta}(v)$, is the letter $x \in \{A, B, C, D, E\}$ such that $v \in S_x$.

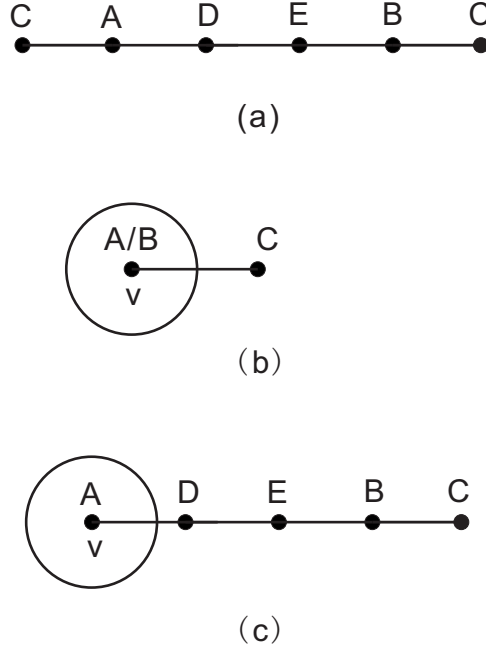


Fig.1

Let \mathcal{T} be the family of labeled trees that: (i) contains (P_6, S_0) where S_0 is the labeling that assigns to the two leaves of the path P_6 status C , to the two support vertices status A and B respectively, and to the two center vertices status D and E respectively (see Fig.1(a)); and (ii) is closed under the two operations \mathcal{O}_1 and \mathcal{O}_2 that are listed below, which extend the tree T' to a tree T by attaching a tree to the vertex $v \in V(T')$.

Operation \mathcal{O}_1 : Let v be a vertex with $\text{sta}(v) = A$ or B . Add a vertex u and the edge uv . Let $\text{sta}(u) = C$.

Operation \mathcal{O}_2 : Let v be a vertex with $\text{sta}(v) = A$. Add a path $u_1u_2u_3u_4$ and the edge u_1v . Let $\text{sta}(u_1) = D$, $\text{sta}(u_2) = E$, $\text{sta}(u_3) = B$ and $\text{sta}(u_4) = C$.

The two operations \mathcal{O}_1 and \mathcal{O}_2 are illustrated in Fig.1(b) and (c).

Let $(T, S) \in \mathcal{T}$ be a labeled tree for some labeling S . Then there is a sequence of labeled trees $(P_6, S_0), (T_1, S_1), \dots, (T_{k-1}, S_{k-1}), (T_k, S_k)$ such that $(T_k, S_k) = (T, S)$. The labeled tree (T_i, S_i) can be obtained from (T_{i-1}, S_{i-1}) by one of the operations \mathcal{O}_1 and \mathcal{O}_2 , where $i \in \{1, 2, \dots, k\}$, $T_0 = P_6$. We remark that a sequence of labeled trees used

to construct (T, S) is not necessarily unique. The graph in Fig.2 is an example which belongs to \mathcal{T} .

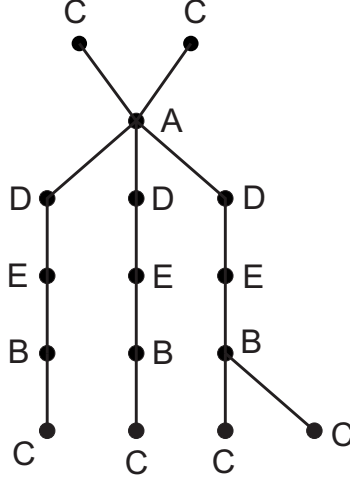


Fig.2

In what follows, we present a few preliminary results.

Observation 2.2 *Let T be a tree of order at least 6 and S be a labeling of T such that $(T, S) \in \mathcal{T}$. Then, T has the following properties:*

- (a) *A vertex is labeled A or B if and only if it is a support vertex.*
- (b) *A vertex is labeled C if and only if it is a leaf.*
- (c) *$|S_A| = 1$, $|S_B| = |S_D| = |S_E|$.*
- (d) *The set $S_A \cup S_B$ is the unique γ -set of T .*
- (e) *The set $S_A \cup S_B \cup S_D$ is a γ_{t2} -set of T .*
- (f) *If a vertex has status A (respectively, B), then each of its non-leaf neighbors is labeled D (respectively, E).*
- (g) *If a vertex has status D (respectively, E), then it has degree two and the two neighbors are labeled A and E (respectively, B and D).*

From Observation 2.2 (c), (d) and (e), the following corollary can be derived immediately.

Corollary 2.3 *Let T be a tree and S be a labeling of T such that $(T, S) \in \mathcal{T}$. Then, $\gamma_{t2}(T) = 2\gamma(T) - 1$.*

Theorem 2.4 *Let T be a tree that is not a star, we have that $\gamma_{t2}(T) \leq 2\gamma(T) - 1$. Moreover, the trees T satisfying $\gamma_{t2}(T) = 2\gamma(T) - 1$ are precisely those trees T such that $(T, S) \in \mathcal{T}$ for some labeling S .*

Proof. We proceed by induction on the order of T . If $|T| \leq 6$, it is easy to verify that $\gamma_{t2}(T) \leq 2\gamma(T) - 1$, and $T = P_6$ when the equality holds. So we let $|T| \geq 7$ and assume that for every non-star tree T' of order less than $|T|$ we have $\gamma_{t2}(T') \leq 2\gamma(T') - 1$, with equality if and only if $(T', S') \in \mathcal{T}$ for some labeling S' . By Observation 2.1(i), there exists a γ -set of T which contains no leaf, say D .

Claim 1. Each support vertex has exactly one leaf-neighbor.

Suppose that v is a support vertex which has at least two leaf-neighbors, say v_1, v_2 . Let $T' = T - v_1$ and R be a γ_{t2} -set of T' containing no leaf. Then, R is also a semitotal dominating set of T . Hence, $\gamma_{t2}(T) \leq \gamma_{t2}(T')$. Combining the fact that $\gamma(T') \leq \gamma(T)$, we have that $\gamma_{t2}(T) \leq \gamma_{t2}(T') \leq 2\gamma(T') - 1 \leq 2\gamma(T) - 1$. If $\gamma_{t2}(T) = 2\gamma(T) - 1$, then we have that $\gamma_{t2}(T') = 2\gamma(T') - 1$. By the inductive hypothesis, $(T', S') \in \mathcal{T}$ for some labeling S' . It follows from Observation 2.2(a) that v has status A or B in S' . Let S be obtained from S' by labeling the vertex v_1 with label C . Then, (T, S) can be obtained from (T', S') by operation \mathcal{O}_1 . Thus, $(T, S) \in \mathcal{T}$. \square

We suppose that $\text{diam}(T) \geq 6$ (the result is trivial when $\text{diam}(T) \leq 5$) and $P = v_1 v_2 v_3 \cdots v_t$ be a longest path in T such that $d(v_3)$ as large as possible.

Claim 2. $d(v_3) = 2$.

Assume that $d(v_3) > 2$. Let $T' = T - \{v_1, v_2\}$ and R' be a γ_{t2} -set of T' containing no leaf. Note that $D \setminus \{v_2\}$ is a dominating set of T' . On the other hand, $R' \cup \{v_2\}$ be a semitotal dominating set of T . Thus, $\gamma_{t2}(T) \leq \gamma_{t2}(T') + 1 \leq 2\gamma(T') - 1 + 1 \leq 2\gamma(T) - 2$. \square

Claim 3. $d(v_4) = 2$.

Assume that $d(v_4) > 2$ and u_1 is a neighbor of v_4 outside P . Let $T' = T - \{v_1, v_2, v_3\}$ and R' be a γ_{t2} -set of T' containing no leaf. From Claim 1 and the choice of P , we have that at least one of the two conditions as follows holds:

- (1) u_1 is a leaf;
- (2) u_1 is a support vertex of degree two;
- (3) u_1 has degree two and is adjacent to a support vertex of degree two, say u_2 .

In the first case, v_4 belongs to D and R' . Hence, $\gamma(T) - 1 \geq \gamma(T')$ and $\gamma_{t2}(T') + 1 \geq \gamma_{t2}(T)$. Similar to the proof of Claim 2, we have that $\gamma_{t2}(T) \leq 2\gamma(T) - 2$.

In the second case, u_1 belongs to D and R' . Then, $\gamma(T) - 1 \geq \gamma(T')$ and $\gamma_{t2}(T') + 2 \geq \gamma_{t2}(T)$. It means that $\gamma_{t2}(T) \leq \gamma_{t2}(T') + 2 \leq 2\gamma(T') - 1 + 2 \leq 2\gamma(T) - 1$. Suppose next that $\gamma_{t2}(T) = 2\gamma(T) - 1$. Then we have equality throughout the above inequality chain. In particular, $\gamma_{t2}(T') = 2\gamma(T') - 1$. By induction, $(T', S') \in \mathcal{T}$ for some labeling S' . Since u_1 is a support vertex in T' , it follows from Observation 2.2 (a) that u_1 has status A or B in S' .

If $\text{sta}(u_1) = A$, from $d(u_1) = 2$ and Claim 1, we have that $T' = P_6$ and v_4 has status D in S' . Then, T is the tree obtained from a star of order four by subdividing two edges twice and the remaining edge once. But in this case, $\gamma_{t2}(T) = 4$ and $\gamma(T) = 3$, a contradiction.

If $\text{sta}(u_1) = B$, then v_4 has status E in S' . It is easy to check that $\gamma_{t2}(T) = 2\gamma(T) - 2$, a contradiction.

In the third case, u_2 belongs to D and R' , $|\{u_1, v_4\} \cap R'| = 1$. Without loss of generality, we let $v_4 \in R'$ (If $u_1 \in R'$, then we can replace u_1 in R' by v_4). It follows that $\gamma(T) - 1 \geq \gamma(T')$ and $\gamma_{t2}(T') + 1 \geq \gamma_{t2}(T)$. It means that $\gamma_{t2}(T) \leq 2\gamma(T) - 2$. \square

Now, we let $T' = T - \{v_1, v_2, v_3, v_4\}$ and R' be a γ_{t2} -set of T' . Clearly, $|\{v_3, v_4, v_5\} \cap D| = 1$. Without loss of generality, $v_5 \in D$ (If v_3 or v_4 belongs to D , then we can replace it in D by v_5). It implies that $\gamma(T) - 1 \geq \gamma(T')$. On the other hand, $R' \cup \{v_2, v_3\}$ be a semitotal dominating set of T . Hence, $\gamma_{t2}(T) \leq \gamma_{t2}(T') + 2 \leq 2\gamma(T') - 1 + 2 \leq 2\gamma(T) - 1$. Suppose next that $\gamma_{t2}(T) = 2\gamma(T) - 1$. Then we have equality throughout the above inequality chain. In particular, $\gamma_{t2}(T') = 2\gamma(T') - 1$. By induction, $(T', S') \in \mathcal{T}$ for some labeling S' .

If v_5 has status A in S' , let S be obtained from S' by labeling the vertices v_1, v_2, v_3, v_4 with label C, B, E, D , respectively. Then, (T, S) can be obtained from (T', S') by operation \mathcal{O}_2 . Thus, $(T, S) \in \mathcal{T}$. If $\text{sta}(v_5) \in \{C, D, E\}$ in S' , or $\text{sta}(v_5) = B$ in S' and $|T'| > 6$, we always have that $\gamma_{t2}(T) \leq 2\gamma(T) - 2$, a contradiction. If $\text{sta}(v_5) = B$ in S' and $|T'| = 6$, then $T' = P_6$. Moreover, v_6, v_7, v_8 have status E, D, A in S' , respectively. Let S'' be obtained from S' by relabeling the vertices v_5, v_6, v_7, v_8 with label A, D, E, B , respectively. And let S be obtained from S'' by labeling the vertices v_1, v_2, v_3, v_4 with label C, B, E, D , respectively. Thus, we can also obtain that $(T, S) \in \mathcal{T}$. \square

3 The semitotal domination multisubdivision number of trees

From the definition of semitotal domination multisubdivision number, we have the following observations.

Observation 3.1 (1) *Let T be a tree, u, v be two adjacent support vertices. If either u or v has degree two, then $\text{msd}_{\gamma_{t2}}(T) \leq 2$.*

(2) *Let T be a tree, u, v be two support vertices at distance two apart. If either u or v has degree two, then $\text{msd}_{\gamma_{t2}}(T) \leq 2$.*

Next, we present the upper bound of $\text{msd}_{\gamma_{t2}}(T)$.

Theorem 3.2 *For any tree T of order at least 3, $\text{msd}_{\gamma_{t2}}(T) \leq 3$.*

Proof. The result is trivial when $\text{diam}(T) \leq 3$, so we assume that $\text{diam}(T) \geq 4$. Let $P = v_1 v_2 v_3 \cdots v_t$ be a longest path of T . Let T' be obtained from T by subdividing the edge $v_2 v_3$ with vertices x, y and z , and let D be a γ_{t2} -set of T' which contains no leaf. Then, $v_2 \in D$. Moreover, $|\{x, y\} \cap D| = 1$. Without loss of generality, let $y \in D$ (If x belongs to D , then we can replace it in D by y). Set $D' = (D \setminus \{z\}) \cup \{v_3\}$ when $z \in D$ and $D' = D$ when $z \notin D$. Note that $D' \setminus \{y\}$ is a semitotal dominating set of T . That is, $\gamma_{t2}(T) \leq \gamma_{t2}(T') - 1$. The proof is completed. \square

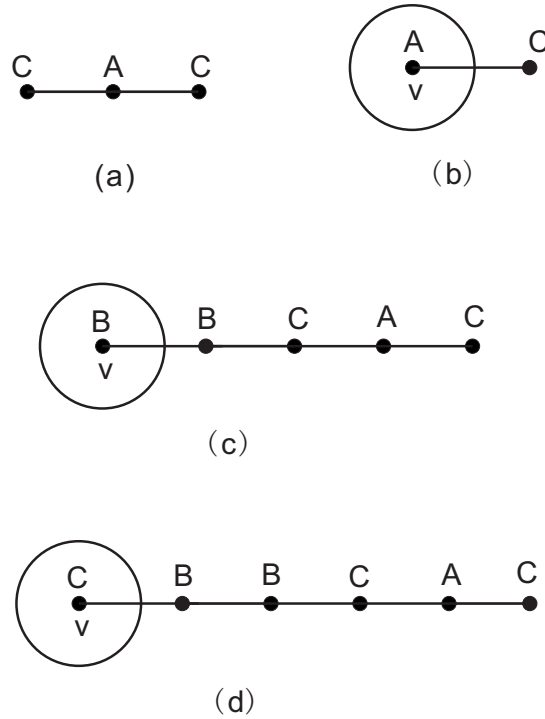


Fig.3

Trees are classified as Class 1, Class 2 and Class 3 depending on whether their semitotal domination multisubdivision number is 1, 2 or 3, respectively. In the following, we are ready to provide a constructive characterization of trees in Class 3.

Let \mathcal{U} be the family of labeled trees that: (i) contains (P_3, S'_0) where S'_0 is the labeling that assigns to the two leaves of the path P_3 status C and to the support vertex status A (see Fig.3(a)); and (ii) is closed under the operations \mathcal{P}_1 , \mathcal{P}_2 and \mathcal{P}_3 that are listed below, which extend the tree T' to a tree T by attaching a tree to the vertex $v \in V(T')$.

Operation \mathcal{P}_1 : Let v be a vertex with $\text{sta}(v) = A$. Add a vertex u and the edge uv . Let $\text{sta}(u) = C$.

Operation \mathcal{P}_2 : Let v be a vertex with $\text{sta}(v) = B$. Add a path $v_1 v_2 v_3 v_4$ and the edge vv_1 . Let $\text{sta}(v_1) = B$, $\text{sta}(v_2) = \text{sta}(v_4) = C$, and $\text{sta}(v_3) = A$.

Operation \mathcal{P}_3 : Let v be a vertex with $\text{sta}(v) = C$. Add a path $v_1v_2v_3v_4v_5$ and the edge vv_1 . Let $\text{sta}(v_1) = \text{sta}(v_2) = B$, $\text{sta}(v_3) = \text{sta}(v_5) = C$ and $\text{sta}(v_4) = A$.

The graph in Fig.4 is an example which belongs to \mathcal{U} .

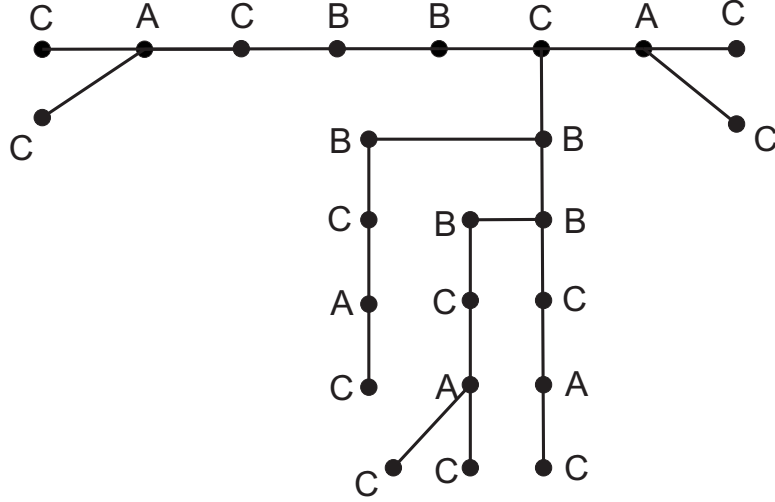


Fig.4

In what follows, we present a few preliminary results.

Observation 3.3 *Let T be a tree of order at least 3 and S be a labeling of T such that $(T, S) \in \mathcal{U}$. Then, T has the following properties:*

- (a) *If a vertex v is a support vertex, then $\text{sta}(v) = A$, and each of its neighbors has status C .*
- (b) *If a vertex v is a leaf, then v has status C .*
- (c) *If a vertex v is labeled C , then it is a leaf or a vertex all of whose neighbors are labeled B except for one, which is labeled A .*
- (d) *If a vertex v has status B , then all of the neighbors of v are labeled B except for one, which is labeled C .*
- (e) *S_A and S_C are two independent sets of T .*

Before giving the following lemma, we shall need an additional notation. We call D an *almost semitotal dominating set* of a graph G relative to a vertex v if D is a dominating set of G and every vertex in D is within distance 2 of another vertex of D , except for v .

Lemma 3.4 *If T is a tree such that $(T, S) \in \mathcal{U}$ for some labeling S , then for any vertex $x \in S_A$, there exists an almost semitotal dominating set of T relative to x with cardinality $\gamma_{t2}(T) - 1$.*

Proof. We know that $(T, S) \in \mathcal{U}$ for some labeling S , and as mentioned in section 2, a sequence of labeled trees used to construct (T, S) is not necessarily unique. So we select a sequence used to construct (T, S) : $(T_0, S_0), (T_1, S_1), \dots, (T_{k-1}, S_{k-1}), (T_k, S_k)$, where $(T_0, S_0) = (P_3, S'_0)$ and $(T_k, S_k) = (T, S)$, such that the vertex $x \in V(T_i) \setminus V(T_{i-1})$ ($i \in \{0, 1, 2, \dots, k\}$) and the number i as small as possible (this condition is essential for the following algorithm).

Now, we construct a set H as follows.

(I) Set $P := \emptyset$ and $H := \{t\}$, where t is the vertex of $V(T_0)$ which has status A in S_0 . Set $j := 1$.

(II) We query whether $j > i$ or not.

— If the answer to the query is ‘yes’, then go to (IV).

— If the answer to the query is ‘no’, then go to (III).

(III) We query which operation is used at the j -th step.

— If (T_j, S_j) is obtained from (T_{j-1}, S_{j-1}) by operation \mathcal{P}_1 . then set $j := j + 1$. Go to (II).

— If (T_j, S_j) is obtained from (T_{j-1}, S_{j-1}) by operation \mathcal{P}_2 .

then set $H := H \cup P \cup \{y\}$, where y is the vertex of $V(T_j) \setminus V(T_{j-1})$ which has status A in S_j . Set $P := \emptyset$ and put the vertex of $V(T_j) \setminus V(T_{j-1})$ which at distance 2 from y into P . Set $j := j + 1$. Go to (II).

— If (T_j, S_j) is obtained from (T_{j-1}, S_{j-1}) by operation \mathcal{P}_3 .

then set $H := H \cup \{y, z\}$, where y is the vertex of $V(T_j) \setminus V(T_{j-1})$ which has status A in S_j and z is the vertex of $V(T_j) \setminus V(T_{j-1})$ which at distance 3 from y . Set $P := \emptyset$ and put the vertex of $V(T_j) \setminus V(T_{j-1})$ which at distance 2 from y into P . Set $j := j + 1$. Go to (II).

(IV) We query whether $j > k$ or not.

— If the answer to the query is ‘yes’, then we terminate.

— If the answer to the query is ‘no’, then go to (V).

(V) We query whether $|V(T_j) \setminus V(T_{j-1})| = 1$ or not.

— If the answer to the query is ‘yes’, then set $j := j + 1$. Go to (IV).

— If the answer to the query is ‘no’,

then set $H := H \cup \{w, h\}$, where w is the vertex of $V(T_j) \setminus V(T_{j-1})$ which has status A in S_j , and h is the vertex of $V(T_j) \setminus V(T_{j-1})$ which at distance 2 from w . Set $j := j + 1$. Go to (IV).

After the end of this procedure, the set H is a desire set. Moreover, it follows from the method of constructing the set H that H contains all vertices of S_A . \square

Lemma 3.5 *If T is a tree such that $(T, S) \in \mathcal{U}$ for some labeling S , then T is in Class 3.*

Proof. Let T^* be obtained from T by subdividing any edge w of T twice. It is easy to see that $\gamma_{t2}(T) \leq \gamma_{t2}(T^*)$. In order to show that T is in Class 3, we need to show that $\gamma_{t2}(T) \geq \gamma_{t2}(T^*)$.

Since $(T, S) \in \mathcal{U}$ for some labeling S , we can select a sequence of labeled trees used to construct (T, S) : $(T_0, S_0), (T_1, S_1), \dots, (T_{k-1}, S_{k-1}), (T_k, S_k)$, where $(T_0, S_0) = (P_3, S'_0)$ and $(T_k, S_k) = (T, S)$ such that $w \in E(T_i) \setminus E(T_{i-1})$ and the number i as small as possible.

If $i = 0$, w is a pendant edge in T_0 , say xx_1 , where x is the support vertex in T_0 . Let y_1, y_2 be the two new vertices resulting from subdividing the edge xx_1 . By Lemma 3.4, there exists an almost semitotal dominating set of T relative to x with cardinality $\gamma_{t2}(T) - 1$, say X . Then, the set $X \cup \{y_2\}$ is a semitotal dominating set of T^* . Hence, $\gamma_{t2}(T^*) \leq \gamma_{t2}(T)$. So we consider the case of $i \neq 0$.

If T_i is obtained from T_{i-1} by adding a vertex x_1 and joining it to a vertex x_2 of T_{i-1} , which has status A in S_{i-1} , then $w = x_1x_2$. We construct an almost semitotal dominating set H of T relative to x_2 with cardinality $\gamma_{t2}(T) - 1$, the method of constructing the set H is as mentioned in the algorithm of Lemma 3.4. Let y_1, y_2 be the two new vertices resulting from subdividing the edge x_1x_2 . Then, $H \cup \{y_1\}$ is a semitotal dominating set of T^* . That is, $\gamma_{t2}(T^*) \leq \gamma_{t2}(T)$.

If T_i is obtained from T_{i-1} by adding a path $x_1x_2x_3x_4x_5$ and an edge x_1x , where x has status C in S_{i-1} . We construct an almost semitotal dominating set H of T relative to x_4 with cardinality $\gamma_{t2}(T) - 1$, the method of constructing the set H is as mentioned in the algorithm of Lemma 3.4. It follows from the construction method of H and the definition of almost semitotal dominating set that $x_1 \in H$. Let y_1, y_2 be the two new vertices resulting from subdividing the edge w . If $w = xx_1$, then $(H \setminus \{x_1\}) \cup \{y_1, x_2\}$ is a semitotal dominating set of T^* . If $w = x_1x_2$, then $H \cup \{x_2\}$ is a semitotal dominating set of T^* . If $w \in \{x_2x_3, x_3x_4, x_4x_5\}$, the proof is similar to the argument as above. In either case, we have that $\gamma_{t2}(T^*) \leq \gamma_{t2}(T)$.

If T_i is obtained from T_{i-1} by adding a path $x_1x_2x_3x_4$ and an edge x_1x , where x has status B in S_{i-1} , the proof is similar to the argument as above. \square

Lemma 3.6 *If a tree T of order at least 3 is in Class 3, then $(T, S) \in \mathcal{U}$ for some labeling S .*

Proof. We proceed by induction on the order n of T . If T is a star of order at least 3, then it is in Class 3, and $(T, S) \in \mathcal{U}$, where S is the labeling that assigns to the support vertex of T status A and to the leaves status C . It is easy to verify that no tree whose

diameter is at most 6 is in Class 3, except for the stars of order at least 3. So we consider the case that $\text{diam}(T) \geq 7$. Assume that for any tree T' in Class 3 with order less than $|T|$, we always have that $(T', S') \in \mathcal{U}$ for some labeling S' .

Claim 1. Each support vertex has exactly one leaf-neighbor.

If not, assume that there is a support vertex u which is adjacent to at least two leaves. Deleting one of its leaf-neighbors, say u_1 , and denote the resulting tree by T' . Take an edge $w \in E(T')$, let T^* (respectively, T'^*) be obtained from T (respectively, T') by subdividing the edge w twice. Let D be a γ_{t2} -set of T' containing no leaf. Clearly, D is a semitotal dominating set of T . Then, we have that $\gamma_{t2}(T) \leq \gamma_{t2}(T') \leq \gamma_{t2}(T'^*) \leq \gamma_{t2}(T^*) = \gamma_{t2}(T)$. Thus we must have equality throughout this inequality chain, whence $\gamma_{t2}(T') = \gamma_{t2}(T'^*)$. That is, T' is in Class 3. By the inductive hypothesis, $(T', S') \in \mathcal{U}$ for some labeling S' . Let S be obtained from the labeling S' by labeling the vertex u_1 with label C . Then, (T, S) can be obtained from (T', S') by operation \mathcal{P}_1 . Thus, $(T, S) \in \mathcal{U}$. \square

Let $P = v_1 v_2 v_3 \cdots v_t$ be a longest path in T such that

- (i) $d(v_5)$ as large as possible, and subject to this condition
- (ii) $d(v_4)$ as large as possible.

By Claim 1, $d(v_2) = 2$. It follows from Observation 3.1 that $d(v_3) = 2$.

Claim 2. $d(v_4) = 2$.

Assume that $d(v_4) > 2$. From Observation 3.1(2), v_4 is not a support vertex. Let u be a neighbor of v_4 outside P . Then, either u is a support vertex of degree two, or $d(u) = 2$ and it is adjacent to a support vertex of degree two outside P .

In either case, we subdivide the edge uv_4 twice, and denote the resulting tree by T^* . Clearly, $\gamma_{t2}(T^*) - 1 \geq \gamma_{t2}(T)$. Contradicting to the condition that T is in Class 3. \square

Claim 3. $d(v_5) = 2$.

Assume that $d(v_5) > 2$. Let u be a neighbor of v_5 outside P . If u is a leaf or a support vertex, we subdivide the edge uv_5 twice, and denote the resulting tree by T^* . Clearly, $\gamma_{t2}(T^*) - 1 \geq \gamma_{t2}(T)$. Contradicting to the condition that T is in Class 3.

Since $d(v_5) > 2$, there exists the leaves outside P , say a_1, a_2, \dots, a_l , such that for each $i \in \{1, 2, \dots, l\}$, $V(P_i) \cap V(P) = \{v_5\}$, where P_i is the shortest path between a_i and v_5 . Without loss of generality, assume that $P_1 = v_5 u_s u_{s-1} \cdots u_1$ be the longest path among all P_i , where $u_1 = a_1$. Note that $s = 3$ or 4 .

From Observation 3.1, Claim 1 and the choice of P , we only need to consider the case that each u_i has degree two, where $i = 2, 3, \dots, s$.

Let $T' = T - \{v_1, v_2, v_3, v_4\}$. Clearly, $\gamma_{t2}(T) \leq \gamma_{t2}(T') + 2$. Let T^* (respectively, T'^*) be obtained from T (respectively, T') by subdividing an edge $w \in E(T')$ twice. Next, we ready to show that $\gamma_{t2}(T^*) - 2 \geq \gamma_{t2}(T'^*)$. If $w \notin \{v_5 u_s, u_s u_{s-1}, \dots, u_2 u_1\}$, then we are

done. So $w \in \{v_5u_s, u_su_{s-1}, \dots, u_2u_1\}$, without loss of generality, assume that $w = v_5u_s$. That is, T^* (respectively, T'^*) be obtained from T (respectively, T') by subdividing the edge v_5u_s with vertices x_1, x_2 .

If $s = 3$, let H be obtained from T by subdividing the edge v_5v_6 with vertices y_1, y_2 . Let D be a $\gamma_{t2}(H)$ -set which contains no leaf. Then, $v_2 \in D$. Note that $|\{v_3, v_4\} \cap D| = 1$. Without loss of generality, let $v_4 \in D$ (If v_3 belongs to D , then we can replace it in D by v_4). Similarly, we have that $u_2, v_5 \in D$. Clearly, $|\{y_1, y_2\} \cap D| \leq 1$. If $|\{y_1, y_2\} \cap D| = 1$ and $v_6 \notin D$, we can simply replace x in D by v_6 , where $x \in \{y_1, y_2\} \cap D$. If $|\{y_1, y_2\} \cap D| = 1$ and $v_6 \in D$, we can simply replace x in D by y , where $x \in \{y_1, y_2\} \cap D$ and $y \in N_H(v_6) \setminus \{y_2\}$ (Note that if $\{y_1, y_2\} \cap D = \emptyset$, then $v_6 \in D$). Let $D' = (D \setminus \{v_5\}) \cup \{x_2\}$ and $D'' = (D \setminus \{v_2, v_4, v_5\}) \cup \{x_2\}$. The set D' is a γ_{t2} -set of T^* , and the set D'' is a semitotal dominating set of T'^* . That is, $\gamma_{t2}(T^*) - 2 \geq \gamma_{t2}(T'^*)$.

If $s = 4$, by a similar argument as above, we can also obtain the same conclusion. That is, $\gamma_{t2}(T^*) - 2 \geq \gamma_{t2}(T'^*)$.

In summary, we have that $\gamma_{t2}(T) \leq \gamma_{t2}(T') + 2 \leq \gamma_{t2}(T'^*) + 2 \leq \gamma_{t2}(T^*) = \gamma_{t2}(T)$. Consequently we must have equality throughout this inequality chain, whence $\gamma_{t2}(T') = \gamma_{t2}(T'^*)$. It follows that T' is in Class 3. By induction, $(T', S') \in \mathcal{U}$ for some labeling S' . And then, u_1, u_2 have status C and A , respectively. Moreover, by Observation 3.1(a), (c) and (d), u_3, v_5 have status C, B respectively when $s = 3$, and u_3, u_4, v_5 have status C, B, B respectively when $s = 4$. In either case, let S be obtained from the labeling S' by labeling the vertex v_1, v_2, v_3, v_4 with label C, A, C, B , respectively. Then, (T, S) can be obtained from (T', S') by operation \mathcal{P}_2 . Thus, $(T, S) \in \mathcal{T}$. \square

Now we let $T' = T - \{v_1, v_2, v_3, v_4, v_5\}$, let $w \in E(T')$ and T^* (respectively, T'^*) be obtained from T (respectively, T') by subdividing the edge w twice. Clearly, we have that $\gamma_{t2}(T') + 2 \geq \gamma_{t2}(T)$.

If $d(v_6) > 2$, then v_6 is not a support vertex. Otherwise, let H be obtained from T by subdividing the edge v_1v_2 twice. It is easy to verify that $\gamma_{t2}(H) - 1 \geq \gamma_{t2}(T)$. Contradicting to the assumption that T is in Class 3. Since $d(v_6) > 2$, there exists the leaves, say b_1, b_2, \dots, b_l , such that for each $i \in \{1, 2, \dots, l\}$, $V(P'_i) \cap V(P) = \{v_6\}$, where P'_i is the shortest path between b_i and v_6 . Without loss of generality, assume that $P'_1 = v_6u_0u_1 \dots u_s$ be the longest path among all P'_i , where $u_s = b_1$. Note that $s \leq 4$. We only need to consider the case that $d(u_i) = 2$ for $i = 0, 1, \dots, s-1$ (otherwise, the proof is similar to the previous arguments).

If $s = 2$ or 3 , we can obtain a similar contradiction as above. So we only need to consider the case that $d(v_6) = 2$, or $d(v_6) > 2$ and $s = 1, 4$. In these cases, by similar arguments as in Claim 3, we have that $\gamma_{t2}(T^*) - 2 \geq \gamma_{t2}(T'^*)$. Hence, $\gamma_{t2}(T) \leq \gamma_{t2}(T') + 2 \leq \gamma_{t2}(T'^*) + 2 \leq \gamma_{t2}(T^*) = \gamma_{t2}(T)$. Thus we must have equality throughout this inequality chain, whence $\gamma_{t2}(T') = \gamma_{t2}(T'^*)$. That is, T' is in Class 3. By the inductive hypothesis, $(T', S') \in \mathcal{U}$ for some labeling S' .

If $d(v_6) = 2$, or $d(v_6) > 2$ and $s = 1$, then v_6 has status C in S' . If $d(v_6) > 2$ and $s = 4$, the vertices u_4, u_3, u_2, u_1, u_0 have status C, A, C, B, B in S' , respectively. Since $d(u_0) = 2$, by Observation 3.3(d), v_6 has status C . In either case, let S be obtained from the labeling S' by labeling the vertices v_1, v_2, v_3, v_4, v_5 with label C, A, C, B, B , respectively. Then, (T, S) can be obtained from (T', S') by operation \mathcal{P}_3 . Thus, $(T, S) \in \mathcal{U}$. \square

As an immediate consequence of Lemmas 3.5 and 3.6 we have the following conclusion.

Theorem 3.7 *A tree T of order at least 3 is in Class 3 if and only if $(T, S) \in \mathcal{U}$ for some labeling S .*

References

- [1] D. A. Alaminos, M. Dettlaff, M. Lemańska, R. Zuazua, *Total domination multisubdivision number of a graph*, Discuss. Math. Graph T., **35** (2015) 315-327.
- [2] C. Brause, M. A. Henning, M. Krzywkowski, *A characterization of trees with equal 2-domination and 2-independence numbers*, Discrete Math. Theor., **19** (2017) 1-14.
- [3] M. Chellali, O. Favaron, T. W. Haynes, *Ratios of some domination parameters in trees*, Discrete Math., **308** (2008) 3879-3887.
- [4] J. Cyman, J. Raczek, *Total outer-connected domination numbers of trees*, Discrete Appl. Math., **157** (2009) 3198-3202.
- [5] M. Dettlaff, J. Raczek, J. Topp, *Domination subdivision and multisubdivision numbers of graphs*, Discuss. Math. Graph T., **39** (2019) 829-839.
- [6] M. Dorfling, W. Goddard, M. A. Henning, C. M. Mynhardt, *Construction of trees and graphs with equal domination parameters*, Discrete Math., **306** (2006) 2647-2654.
- [7] W. Goddard, M. A. Henning, C. A. McPillan, *Semitotal domination in graphs*, Util. Math., **94** (2014) 67-81.
- [8] T. W. Haynes, M. A. Henning, P. J. Slater, *Trees with equal domination and paired-domination numbers*, Ars Combinatoria, **76** (2005) 169-175.
- [9] M. A. Henning, A. J. Marcon, *On matching and semitotal domination in graphs*, Discrete Math., **324** (2014) 13-18.
- [10] M. A. Henning, S. A. Marcon, *Domination versus disjunctive domination in trees*, Discrete Math., **184** (2015) 171-177.
- [11] X. Hou, *A characterization of trees with equal domination and total domination numbers*, Ars Combinatoria, **97** (2010) 499-508.

- [12] M. Krzywkowski, *On the ratio between 2-domination and total outer-independent domination numbers of trees*, Chinese Aann. Math. B, **34** (2013) 765-776.
- [13] Z. Li, J. Xu, *A characterization of trees with equal independent domination and secure domination numbers*, Inf. Process. Lett., **119** (2017) 14-18.