

A note on semitotal domination in graphs ^{*}

Wei Zhuang [†]

School of Applied Mathematics,

Xiamen University of Technology, Xiamen 361024, P.R.China

Abstract

A set S of vertices in G is a semitotal dominating set of G if it is a dominating set of G and every vertex in S is within distance 2 of another vertex of S . The *semitotal domination number*, $\gamma_{t2}(G)$, is the minimum cardinality of a semitotal dominating set of G . The *semitotal domination multisubdivision number* of a graph G , $msd_{\gamma_{t2}}(G)$, is the minimum positive integer k such that there exists an edge which must be subdivided k times to increase the semitotal domination number of G . In this paper, we show that $msd_{\gamma_{t2}}(G) \leq 3$ for any graph G of order at least 3, we also determine the semitotal domination multisubdivision number for some classes of graphs and characterize trees T with $msd_{\gamma_{t2}}(T) = 3$. On the other hand, we know that $\gamma_{t2}(G)$ is a parameter that is squeezed between domination number, $\gamma(G)$ and total domination number, $\gamma_t(G)$, so for any tree T , we investigate the ratios $\frac{\gamma_{t2}(T)}{\gamma(T)}$ and $\frac{\gamma_t(T)}{\gamma_{t2}(T)}$, and present the constructive characterizations of the families of trees achieving the upper bounds.

Keywords domination number, semitotal domination number, semitotal domination multisubdivision number

AMS Subject Classification: 05C05, 05C69

1 Introduction

Let $G = (V, E)$ be a simple graph without isolated vertices, and let v be a vertex in G . The *open neighborhood* of v is $N(v) = \{u \in V | uv \in E\}$ and the *degree* of v is $d(v) = |N(v)|$. For two vertices u and v in a connected graph G , the *distance* $d(u, v)$ between u and v is the length of a shortest (u, v) -path in G . The maximum distance among all pairs of

^{*}The research is supported by NSFC (No. 11301440), Natural Science Foundation of Fujian Province (CN)(2015J05017)

[†]Corresponding author; E-mail: zhuangweixmu@163.com

vertices of G is the *diameter* of a graph G which is denoted by $\text{diam}(G)$. A *leaf* of G is a vertex of degree 1, and a *support vertex* of G is a vertex adjacent to a leaf. A vertex v is called *universal* if $d(v) = n - 1$.

A set S of vertices of a graph G is called a *dominating set* (respectively, *total dominating set*) of G if every vertex in $V(G) \setminus S$ (respectively, $V(G)$) is adjacent to at least one vertex in S . The *domination number* (respectively, *total domination number*) of G , denoted by $\gamma(G)$ (respectively, $\gamma_t(G)$), is the minimum cardinality of a dominating set (respectively, total dominating set) of G .

The concept of semitotal domination in graphs was introduced by Goddard et al.[8]. A set S of vertices in G is a *semitotal dominating set* of G if it is a dominating set of G and every vertex in S is within distance 2 of another vertex of S . The *semitotal domination number*, $\gamma_{t2}(G)$, is the minimum cardinality of a semitotal dominating set of G . We observe that $\gamma(G) \leq \gamma_{t2}(G) \leq \gamma_t(G)$. A semitotal dominating set (respectively, dominating set, total dominating set) of G of cardinality $\gamma_{t2}(G)$ (respectively, $\gamma(G)$, $\gamma_t(G)$) is called a $\gamma_{t2}(G)$ -set (respectively, $\gamma(G)$ -set, $\gamma_t(G)$ -set).

The *semitotal domination multisubdivision number* of a graph G , $\text{msd}_{\gamma_{t2}}(G)$, is the minimum positive integer k such that there exists an edge which must be subdivided k times to increase the semitotal domination number of G . Similar definitions exist for the domination multisubdivision number and total domination multisubdivision number, which are introduced in [6] and [1] respectively.

One of the purposes of our paper is to initialize the study of the semitotal domination multisubdivision number. We show that $\text{msd}_{\gamma_{t2}}(G) \leq 3$ for any connected graph G of order at least 3, we also determine the semitotal domination multisubdivision number for some classes of graphs and characterize trees T with $\text{msd}_{\gamma_{t2}}(T) = 3$.

On the other hand, an area of research in domination of graphs that has received considerable attention is the study of the ratio between two domination parameters (some related results can be referred to [2–5, 9, 11, 12]). Combining this with the fact that $\gamma(G) \leq \gamma_{t2}(G) \leq \gamma_t(G)$, it is natural to consider the ratios $\frac{\gamma_{t2}(T)}{\gamma(T)}$ and $\frac{\gamma_t(T)}{\gamma_{t2}(T)}$. We also present the constructive characterizations of the families of trees achieving the upper bounds.

2 Results and bounds for the semitotal domination multisubdivision number

2.1 Preliminary results

In this section, we start with some basic results of semitotal domination multisubdivision number. From the definition of semitotal domination multisubdivision number, the following conclusions are trivial.

Observation 2.1 For a complete graph K_n and a wheel W_n , $n \geq 3$, we have that $msd_{\gamma_{t2}}(K_n) = msd_{\gamma_{t2}}(W_n) = 3$.

Observation 2.2 For a cycle C_n and a path P_n , $n \geq 3$, we have that

$$msd_{\gamma_{t2}}(P_n) = msd_{\gamma_{t2}}(C_n) = \begin{cases} 1, & \text{if } n \equiv 0, 2 \pmod{5}; \\ 2, & \text{if } n \equiv 1, 4 \pmod{5}; \\ 3, & \text{if } n \equiv 3 \pmod{5} \end{cases}$$

Observation 2.3 For a complete bipartite graph $K_{p,q}$, $p \leq q$, we have that

$$msd_{\gamma_{t2}}(K_{p,q}) = \begin{cases} 4, & \text{if } p = q = 1; \\ 3, & \text{if } p = 1 \text{ and } q > 1; \\ 2, & \text{if } p \geq 2 \end{cases}$$

The main result of this section is the next theorem.

Theorem 2.4 For a connected graph G of order at least 3, $msd_{\gamma_{t2}}(G) \leq 3$.

Proof. We take an edge of G , say uv , and subdivide it with vertices u_1, u_2, u_3 . Denote the resulting graph by G' , let D' be a γ_{t2} -set of G' . Clearly, $|\{u_1, u_2, u_3\} \cap D'| \leq 2$. We consider the next two cases.

Case 1. $|\{u_1, u_2, u_3\} \cap D'| = 1$.

If $\{u_1, u_2, u_3\} \cap D' = \{u_2\}$, then either u or v belongs to D' , say u . Moreover, $(N_{G'}[v] \setminus \{u_3\}) \cap D' \neq \emptyset$. We set $D = D' \setminus \{u_2\}$.

If $\{u_1, u_2, u_3\} \cap D' = \{u_1\}$, then $(N_{G'}[u] \setminus \{u_1\}) \cap D' \neq \emptyset$. Moreover, v belongs to D' . We set $D = D' \setminus \{u_1\}$.

In either case, the set D is a semitotal dominating set of G , and so $\gamma_{t2}(G) \leq \gamma_{t2}(G') - 1$.

Case 2. $|\{u_1, u_2, u_3\} \cap D'| = 2$.

Let $D'' = (D' \setminus \{u_2\}) \cup \{u_1, u_3\}$, and clearly, D'' is also a γ_{t2} -set of G' . Since $|G| \geq 3$, either u or v has degree at least two, say u . Assume that w is a neighbor of u in G other than v . Note that $N_{G'}[w] \cap D'' \neq \emptyset$, set $D''' = (D'' \setminus \{u_1, u_3\}) \cup \{u\}$ when $u \notin D''$, and $D''' = (D'' \setminus \{u_1, u_3\}) \cup \{w\}$ when $u \in D''$. Clearly, D''' is a semitotal dominating set of G , and then $\gamma_{t2}(G) \leq \gamma_{t2}(G') - 1$. \square

Corollary 2.5 If there is a universal vertex in a graph G of order at least 3, then $msd_{\gamma_{t2}}(G) = 3$.

Moreover, if T is a tree, then we have the following results.

Observation 2.6 (1) Let T be a tree, u, v be two adjacent support vertices. If either u or v has degree two, then $msd_{\gamma_{t2}}(T) \leq 2$.

(2) Let T be a tree, u, v be two support vertices at distance two apart. If either u or v has degree two, then $msd_{\gamma_{t2}}(T) \leq 2$.

2.2 Trees with semitotal domination multisubdivision number equal to 3

From Theorem 2.4, we know that for a tree T of order at least 3, $msd_{\gamma_2}(T) \leq 3$. Trees are classified as Class 1, Class 2 and Class 3 depending on whether their semitotal domination multisubdivision number is 1, 2 or 3, respectively. In the following, we are ready to provide a constructive characterization of trees in Class 3.

For our purposes, we define a *labeling* of a tree T as a partition $S = (S_A, S_B, S_C)$ of $V(T)$ (This idea of labeling the vertices is introduced in [7]). We will refer to the pair (T, S) as a *labeled tree*. The label or *status* of a vertex v , denoted $\text{sta}(v)$, is the letter $x \in \{A, B, C\}$ such that $v \in S_x$.

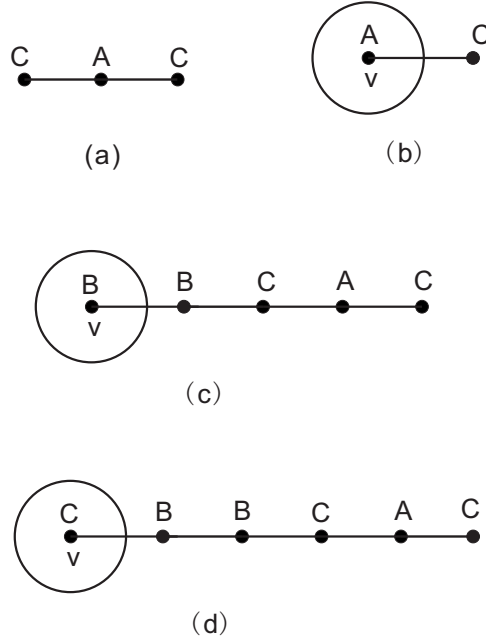


Fig.1

Let \mathcal{U} be the family of labeled trees that: (i) contains (P_3, S'_0) where S'_0 is the labeling that assigns to the two leaves of the path P_3 status C and to the support vertex status A (see Fig.1(a)); and (ii) is closed under the operations \mathcal{P}_1 , \mathcal{P}_2 and \mathcal{P}_3 that are listed below, which extend the tree T' to a tree T by attaching a tree to the vertex $v \in V(T')$.

Operation \mathcal{P}_1 : Let v be a vertex with $\text{sta}(v) = A$. Add a vertex u and the edge uv . Let $\text{sta}(u) = C$.

Operation \mathcal{P}_2 : Let v be a vertex with $\text{sta}(v) = B$. Add a path $v_1v_2v_3v_4$ and the edge vv_1 . Let $\text{sta}(v_1) = B$, $\text{sta}(v_2) = \text{sta}(v_4) = C$, and $\text{sta}(v_3) = A$.

Operation \mathcal{P}_3 : Let v be a vertex with $\text{sta}(v) = C$. Add a path $v_1v_2v_3v_4v_5$ and the edge vv_1 . Let $\text{sta}(v_1) = \text{sta}(v_2) = B$, $\text{sta}(v_3) = \text{sta}(v_5) = C$ and $\text{sta}(v_4) = A$.

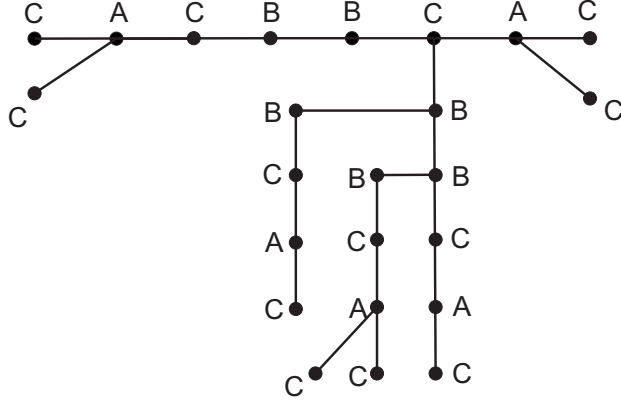


Fig.2

Let $(T, S) \in \mathcal{U}$ be a labeled tree for some labeling S . Then there is a sequence of labeled trees $(P_3, S'_0), (T_1, S_1), \dots, (T_{k-1}, S_{k-1}), (T_k, S_k)$ such that $(T_k, S_k) = (T, S)$. The labeled tree (T_i, S_i) can be obtained from (T_{i-1}, S_{i-1}) by one of the operations $\mathcal{P}_1, \mathcal{P}_2$ and \mathcal{P}_3 , where $i \in \{1, 2, \dots, k\}$. We remark that a sequence of labeled trees used to construct (T, S) is not necessarily unique. The graph in Fig.2 is an example which belongs to \mathcal{U} .

In what follows, we present a few preliminary results.

Observation 2.7 *Let T be a tree of order at least 3 and S be a labeling of T such that $(T, S) \in \mathcal{U}$. Then, T has the following properties:*

- (a) If a vertex v is a support vertex, then $\text{sta}(v) = A$, and each of its neighbors has status C .
- (b) If a vertex v is a leaf, then v has status C .
- (c) If a vertex v is labeled C , then it is a leaf or a vertex all of whose neighbors are labeled B except for one, which is labeled A .
- (d) If a vertex v has status B , then all of the neighbors of v are labeled B except for one, which is labeled C .
- (e) S_A and S_C are two independent sets of T .

Before giving the following lemma, we shall need an additional notation. We call D an *almost semitotal dominating set* of a graph G relative to a vertex v if D is a dominating set of G and every vertex in D is within distance 2 of another vertex of D , except for v .

Lemma 2.8 *If T is a tree such that $(T, S) \in \mathcal{U}$ for some labeling S , then for any vertex $x \in S_A$, there exists an almost semitotal dominating set of T relative to x with cardinality $\gamma_{t2}(T) - 1$.*

Proof. We know that $(T, S) \in \mathcal{U}$ for some labeling S , and as mentioned above, a sequence of labeled trees used to construct (T, S) is not necessarily unique. So we select a sequence used to construct (T, S) : $(T_0, S_0), (T_1, S_1), \dots, (T_{k-1}, S_{k-1}), (T_k, S_k)$, where $(T_0, S_0) = (P_3, S'_0)$ and $(T_k, S_k) = (T, S)$, such that the vertex $x \in V(T_i) \setminus V(T_{i-1})$ ($i \in \{0, 1, 2, \dots, k\}$) and the number i as small as possible (this condition is essential for the following algorithm).

Now, we construct a set H as follows.

(I) Set $P := \emptyset$ and $H := \{t\}$, where t is the vertex of $V(T_0)$ which has status A in S_0 . Set $j := 1$.

(II) We query whether $j > i$ or not.

— If the answer to the query is ‘yes’, then go to (IV).

— If the answer to the query is ‘no’, then go to (III).

(III) We query which operation is used at the j -th step.

— If (T_j, S_j) is obtained from (T_{j-1}, S_{j-1}) by operation \mathcal{P}_1 . then set $j := j + 1$. Go to (II).

— If (T_j, S_j) is obtained from (T_{j-1}, S_{j-1}) by operation \mathcal{P}_2 .

then set $H := H \cup P \cup \{y\}$, where y is the vertex of $V(T_j) \setminus V(T_{j-1})$ which has status A in S_j . Set $P := \emptyset$ and put the vertex of $V(T_j) \setminus V(T_{j-1})$ which at distance 2 from y into P . Set $j := j + 1$. Go to (II).

— If (T_j, S_j) is obtained from (T_{j-1}, S_{j-1}) by operation \mathcal{P}_3 .

then set $H := H \cup \{y, z\}$, where y is the vertex of $V(T_j) \setminus V(T_{j-1})$ which has status A in S_j and z is the vertex of $V(T_j) \setminus V(T_{j-1})$ which at distance 3 from y . Set $P := \emptyset$ and put the vertex of $V(T_j) \setminus V(T_{j-1})$ which at distance 2 from y into P . Set $j := j + 1$. Go to (II).

(IV) We query whether $j > k$ or not.

— If the answer to the query is ‘yes’, then we terminate.

— If the answer to the query is ‘no’, then go to (V).

(V) We query whether $|V(T_j) \setminus V(T_{j-1})| = 1$ or not.

— If the answer to the query is ‘yes’, then set $j := j + 1$. Go to (IV).

— If the answer to the query is ‘no’,

then set $H := H \cup \{w, h\}$, where w is the vertex of $V(T_j) \setminus V(T_{j-1})$ which has status A in S_j , and h is the vertex of $V(T_j) \setminus V(T_{j-1})$ which at distance 2 from w . Set $j := j + 1$. Go to (IV).

After the end of this procedure, the set H is a desire set. Moreover, it follows from the method of constructing the set H that H contains all vertices of S_A . \square

Lemma 2.9 *If T is a tree such that $(T, S) \in \mathcal{U}$ for some labeling S , then T is in Class 3.*

Proof. Let T^* be obtained from T by subdividing any edge w of T twice. It is easy to see that $\gamma_{t2}(T) \leq \gamma_{t2}(T^*)$. In order to show that T is in Class 3, we need to show that $\gamma_{t2}(T) \geq \gamma_{t2}(T^*)$.

Since $(T, S) \in \mathcal{U}$ for some labeling S , we can select a sequence of labeled trees used to construct (T, S) : $(T_0, S_0), (T_1, S_1), \dots, (T_{k-1}, S_{k-1}), (T_k, S_k)$, where $(T_0, S_0) = (P_3, S'_0)$ and $(T_k, S_k) = (T, S)$ such that $w \in E(T_i) \setminus E(T_{i-1})$ and the number i as small as possible.

If $i = 0$, w is a pendant edge in T_0 , say xx_1 , where x is the support vertex in T_0 . Let y_1, y_2 be the two new vertices resulting from subdividing the edge xx_1 . By Lemma 2.8, there exists an almost semitotal dominating set of T relative to x with cardinality $\gamma_{t2}(T) - 1$, say X . Then, the set $X \cup \{y_2\}$ is a semitotal dominating set of T^* . Hence, $\gamma_{t2}(T^*) \leq \gamma_{t2}(T)$. So we consider the case of $i \neq 0$.

If T_i is obtained from T_{i-1} by adding a vertex x_1 and joining it to a vertex x_2 of T_{i-1} , which has status A in S_{i-1} , then $w = x_1x_2$. We construct an almost semitotal dominating set H of T relative to x_2 with cardinality $\gamma_{t2}(T) - 1$, the method of constructing the set H is as mentioned in the algorithm of Lemma 2.8. Let y_1, y_2 be the two new vertices resulting from subdividing the edge x_1x_2 . Then, $H \cup \{y_1\}$ is a semitotal dominating set of T^* . That is, $\gamma_{t2}(T^*) \leq \gamma_{t2}(T)$.

If T_i is obtained from T_{i-1} by adding a path $x_1x_2x_3x_4x_5$ and an edge x_1x , where x has status C in S_{i-1} . We construct an almost semitotal dominating set H of T relative to x_4 with cardinality $\gamma_{t2}(T) - 1$, the method of constructing the set H is as mentioned in the algorithm of Lemma 2.8. It follows from the construction method of H and the definition of almost semitotal dominating set that $x_1 \in H$. Let y_1, y_2 be the two new vertices resulting from subdividing the edge w . If $w = xx_1$, then $(H \setminus \{x_1\}) \cup \{y_1, x_2\}$ is a semitotal dominating set of T^* . If $w = x_1x_2$, then $H \cup \{x_2\}$ is a semitotal dominating set of T^* . If $w \in \{x_2x_3, x_3x_4, x_4x_5\}$, the proof is similar to the argument as above. In either case, we have that $\gamma_{t2}(T^*) \leq \gamma_{t2}(T)$.

If T_i is obtained from T_{i-1} by adding a path $x_1x_2x_3x_4$ and an edge x_1x , where x has status B in S_{i-1} , the proof is similar to the argument as above. \square

Observation 2.10 *Let G be a connected graph that is not a star. Then,*

- (i) *there is a γ -set that contains no leaf of G , and*
- (ii) *there is a γ_{t2} -set that contains no leaf of G .*

Lemma 2.11 *If a tree T of order at least 3 is in Class 3, then $(T, S) \in \mathcal{U}$ for some labeling S .*

Proof. We proceed by induction on the order n of T . If T is a star of order at least 3, then it is in Class 3, and $(T, S) \in \mathcal{U}$, where S is the labeling that assigns to the support vertex of T status A and to the leaves status C . It is easy to verify that no tree whose diameter is at most 6 is in Class 3, except for the stars of order at least 3. So we consider the case that $\text{diam}(T) \geq 7$. Assume that for any tree T' in Class 3 with order less than $|T|$, we always have that $(T', S') \in \mathcal{U}$ for some labeling S' .

Claim 1. Each support vertex has exactly one leaf-neighbor.

If not, assume that there is a support vertex u which is adjacent to at least two leaves. Deleting one of its leaf-neighbors, say u_1 , and denote the resulting tree by T' . Take an edge $w \in E(T')$, let T^* (respectively, T'^*) be obtained from T (respectively, T') by subdividing the edge w twice. Let D be a γ_{t2} -set of T' containing no leaf. Clearly, D is a semitotal dominating set of T . Then, we have that $\gamma_{t2}(T) \leq \gamma_{t2}(T') \leq \gamma_{t2}(T'^*) \leq \gamma_{t2}(T^*) = \gamma_{t2}(T)$. Thus we must have equality throughout this inequality chain, whence $\gamma_{t2}(T') = \gamma_{t2}(T'^*)$. That is, T' is in Class 3. By the inductive hypothesis, $(T', S') \in \mathcal{U}$ for some labeling S' . Let S be obtained from the labeling S' by labeling the vertex u_1 with label C . Then, (T, S) can be obtained from (T', S') by operation \mathcal{P}_1 . Thus, $(T, S) \in \mathcal{U}$. \square

Let $P = v_1 v_2 v_3 \cdots v_t$ be a longest path in T such that

- (i) $d(v_5)$ as large as possible, and subject to this condition
- (ii) $d(v_4)$ as large as possible.

By Claim 1, $d(v_2) = 2$. It follows from Observation 2.6 that $d(v_3) = 2$.

Claim 2. $d(v_4) = 2$.

Assume that $d(v_4) > 2$. From Observation 2.6(2), v_4 is not a support vertex. Let u be a neighbor of v_4 outside P . Then, either u is a support vertex of degree two, or $d(u) = 2$ and it is adjacent to a support vertex of degree two outside P .

In either case, we subdivide the edge uv_4 twice, and denote the resulting tree by T^* . Clearly, $\gamma_{t2}(T^*) - 1 \geq \gamma_{t2}(T)$. Contradicting to the condition that T is in Class 3. \square

Claim 3. $d(v_5) = 2$.

Assume that $d(v_5) > 2$. Let u be a neighbor of v_5 outside P . If u is a leaf or a support vertex, we subdivide the edge uv_5 twice, and denote the resulting tree by T^* . Clearly, $\gamma_{t2}(T^*) - 1 \geq \gamma_{t2}(T)$. Contradicting to the condition that T is in Class 3.

Since $d(v_5) > 2$, there exists the leaves outside P , say a_1, a_2, \dots, a_l , such that for each $i \in \{1, 2, \dots, l\}$, $V(P_i) \cap V(P) = \{v_5\}$, where P_i is the shortest path between a_i and v_5 . Without loss of generality, assume that $P_1 = v_5 u_s u_{s-1} \cdots u_1$ be the longest path among all P_i , where $u_1 = a_1$. Note that $s = 3$ or 4 .

From Observation 2.6, Claim 1 and the choice of P , we only need to consider the case that each u_i has degree two, where $i = 2, 3, \dots, s$.

Let $T' = T - \{v_1, v_2, v_3, v_4\}$. Clearly, $\gamma_{t2}(T) \leq \gamma_{t2}(T') + 2$. Let T^* (respectively, T'^*) be obtained from T (respectively, T') by subdividing an edge $w \in E(T')$ twice. Next, we ready to show that $\gamma_{t2}(T^*) - 2 \geq \gamma_{t2}(T'^*)$. If $w \notin \{v_5u_s, u_su_{s-1}, \dots, u_2u_1\}$, then we are done. So $w \in \{v_5u_s, u_su_{s-1}, \dots, u_2u_1\}$, without loss of generality, assume that $w = v_5u_s$. That is, T^* (respectively, T'^*) be obtained from T (respectively, T') by subdividing the edge v_5u_s with vertices x_1, x_2 .

If $s = 3$, let H be obtained from T by subdividing the edge v_5v_6 with vertices y_1, y_2 . Let D be a $\gamma_{t2}(H)$ -set which contains no leaf. Then, $v_2 \in D$. Note that $|\{v_3, v_4\} \cap D| = 1$. Without loss of generality, let $v_4 \in D$ (If v_3 belongs to D , then we can replace it in D by v_4). Similarly, we have that $u_2, v_5 \in D$. Clearly, $|\{y_1, y_2\} \cap D| \leq 1$. If $|\{y_1, y_2\} \cap D| = 1$ and $v_6 \notin D$, we can simply replace x in D by v_6 , where $x \in \{y_1, y_2\} \cap D$. If $|\{y_1, y_2\} \cap D| = 1$ and $v_6 \in D$, we can simply replace x in D by y , where $x \in \{y_1, y_2\} \cap D$ and $y \in N_H(v_6) \setminus \{y_2\}$ (Note that if $\{y_1, y_2\} \cap D = \emptyset$, then $v_6 \in D$). Let $D' = (D \setminus \{v_5\}) \cup \{x_2\}$ and $D'' = (D \setminus \{v_2, v_4, v_5\}) \cup \{x_2\}$. The set D' is a γ_{t2} -set of T^* , and the set D'' is a semitotal dominating set of T'^* . That is, $\gamma_{t2}(T^*) - 2 \geq \gamma_{t2}(T'^*)$.

If $s = 4$, by a similar argument as above, we can also obtain the same conclusion. That is, $\gamma_{t2}(T^*) - 2 \geq \gamma_{t2}(T'^*)$.

In summary, we have that $\gamma_{t2}(T) \leq \gamma_{t2}(T') + 2 \leq \gamma_{t2}(T'^*) + 2 \leq \gamma_{t2}(T^*) = \gamma_{t2}(T)$. Consequently we must have equality throughout this inequality chain, whence $\gamma_{t2}(T') = \gamma_{t2}(T'^*)$. It follows that T' is in Class 3. By induction, $(T', S') \in \mathcal{U}$ for some labeling S' . And then, u_1, u_2 have status C and A , respectively. Moreover, by Observation 2.7(a), (c) and (d), u_3, v_5 have status C, B respectively when $s = 3$, and u_3, u_4, v_5 have status C, B, B respectively when $s = 4$. In either case, let S be obtained from the labeling S' by labeling the vertex v_1, v_2, v_3, v_4 with label C, A, C, B , respectively. Then, (T, S) can be obtained from (T', S') by operation \mathcal{P}_2 . Thus, $(T, S) \in \mathcal{T}$. \square

Now we let $T' = T - \{v_1, v_2, v_3, v_4, v_5\}$, let $w \in E(T')$ and T^* (respectively, T'^*) be obtained from T (respectively, T') by subdividing the edge w twice. Clearly, we have that $\gamma_{t2}(T') + 2 \geq \gamma_{t2}(T)$.

If $d(v_6) > 2$, then v_6 is not a support vertex. Otherwise, let H be obtained from T by subdividing the edge v_1v_2 twice. It is easy to verify that $\gamma_{t2}(H) - 1 \geq \gamma_{t2}(T)$. Contradicting to the assumption that T is in Class 3. Since $d(v_6) > 2$, there exists the leaves, say b_1, b_2, \dots, b_l , such that for each $i \in \{1, 2, \dots, l\}$, $V(P'_i) \cap V(P) = \{v_6\}$, where P'_i is the shortest path between b_i and v_6 . Without loss of generality, assume that $P'_1 = v_6u_0u_1 \dots u_s$ be the longest path among all P'_i , where $u_s = b_1$. Note that $s \leq 4$. We only need to consider the case that $d(u_i) = 2$ for $i = 0, 1, \dots, s-1$ (otherwise, the proof is similar to the previous arguments).

If $s = 2$ or 3 , we can obtain a similar contradiction as above. So we only need to consider the case that $d(v_6) = 2$, or $d(v_6) > 2$ and $s = 1, 4$. In these cases, by similar arguments as in Claim 3, we have that $\gamma_{t2}(T^*) - 2 \geq \gamma_{t2}(T'^*)$. Hence, $\gamma_{t2}(T) \leq \gamma_{t2}(T') + 2 \leq$

$\gamma_{t2}(T'^*) + 2 \leq \gamma_{t2}(T^*) = \gamma_{t2}(T)$. Thus we must have equality throughout this inequality chain, whence $\gamma_{t2}(T') = \gamma_{t2}(T'^*)$. That is, T' is in Class 3. By the inductive hypothesis, $(T', S') \in \mathcal{U}$ for some labeling S' .

If $d(v_6) = 2$, or $d(v_6) > 2$ and $s = 1$, then v_6 has status C in S' . If $d(v_6) > 2$ and $s = 4$, the vertices u_4, u_3, u_2, u_1, u_0 have status C, A, C, B, B in S' , respectively. Since $d(u_0) = 2$, by Observation 2.7(d), v_6 has status C . In either case, let S be obtained from the labeling S' by labeling the vertices v_1, v_2, v_3, v_4, v_5 with label C, A, C, B, B , respectively. Then, (T, S) can be obtained from (T', S') by operation \mathcal{P}_3 . Thus, $(T, S) \in \mathcal{U}$. \square

As an immediate consequence of Lemmas 2.9 and 2.11 we have the following conclusion.

Theorem 2.12 *A tree T of order at least 3 is in Class 3 if and only if $(T, S) \in \mathcal{U}$ for some labeling S .*

3 Semitotal domination versus domination and total domination in trees

3.1 Main results

It is well known that the semitotal domination number is a parameter that is squeezed between domination number and total domination number, namely $\gamma(G) \leq \gamma_{t2}(G) \leq \gamma_t(G)$. So it is natural to consider the ratios $\frac{\gamma_{t2}(T)}{\gamma(T)}$ and $\frac{\gamma_t(T)}{\gamma_{t2}(T)}$.

In what follows, we give three operations as follows:

Operation \mathcal{O}_1 : Let v be a vertex with $\text{sta}(v) = A$ or B . Add a vertex u and the edge uv . Let $\text{sta}(u) = C$.

Operation \mathcal{O}_2 : Let v be a vertex with $\text{sta}(v) = A$. Add a path $u_1u_2u_3u_4$ and the edge u_1v . Let $\text{sta}(u_1) = D$, $\text{sta}(u_2) = E$, $\text{sta}(u_3) = B$ and $\text{sta}(u_4) = C$.

Operation \mathcal{O}_3 : Let v be a vertex with $\text{sta}(v) = A$. Add a path $u_1u_2u_3$ and the edge u_1v . Let $\text{sta}(u_1) = D$, $\text{sta}(u_2) = B$, $\text{sta}(u_3) = C$.

The three operations \mathcal{O}_1 , \mathcal{O}_2 and \mathcal{O}_3 are illustrated in Fig.3(c), (d) and (e).

Next, we are ready to give two families \mathcal{T} and \mathcal{T}_1 .

Let \mathcal{T} be the family of labeled trees that: (i) contains (P_6, S_0) where S_0 is the labeling that assigns to the two leaves of the path P_6 status C , to the two support vertices status A and B respectively, and to the two center vertices status D and E respectively (see Fig.3(a)); and (ii) is closed under the two operations \mathcal{O}_1 and \mathcal{O}_2 that are listed below, which extend the tree T' to a tree T by attaching a tree to the vertex $v \in V(T')$.

Let \mathcal{T}_1 be the family of labeled trees that: (i) contains (P_5, S'_0) where S'_0 is the labeling that assigns to the two leaves of the path P_5 status C , to the two support vertices status B and A respectively, and to the center vertex status D (see Fig.3(b)); and (ii) is closed

under the two operations \mathcal{O}_1 and \mathcal{O}_3 that are listed below, which extend the tree T' to a tree T by attaching a tree to the vertex $v \in V(T')$.

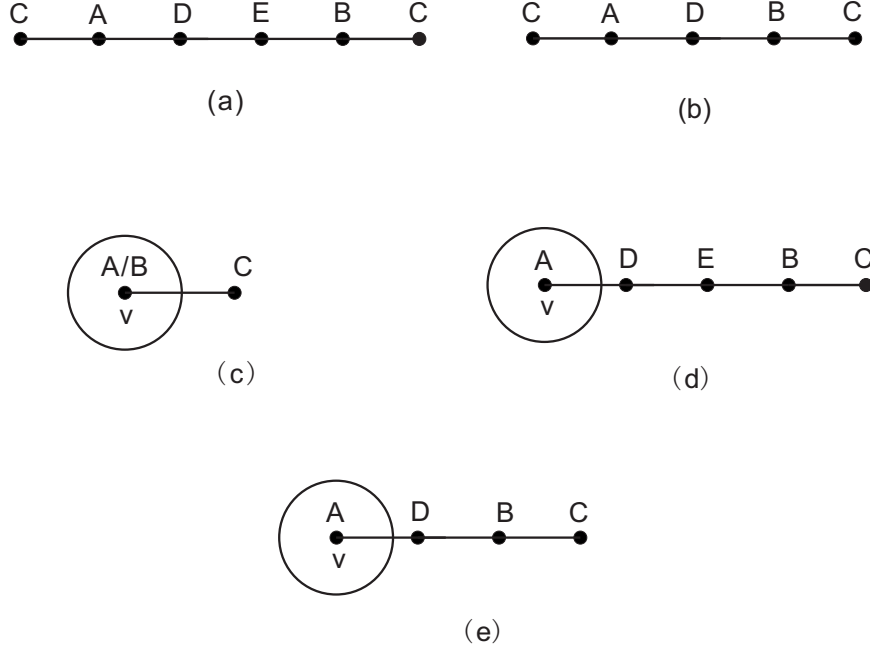


Fig.3

Two main conclusions of this section are listed as follows.

Theorem 3.1 *Let T be a tree that is not a star, we have that $\gamma_{t2}(T) \leq 2\gamma(T) - 1$. Moreover, the trees T satisfying $\gamma_{t2}(T) = 2\gamma(T) - 1$ are precisely those trees T such that $(T, S) \in \mathcal{T}$ for some labeling S .*

Theorem 3.2 *Let T be a nontrivial tree, we have that $\gamma_t(T) \leq 2\gamma_{t2}(T) - 1$. Moreover, the trees T satisfying $\gamma_t(T) = 2\gamma_{t2}(T) - 1$ are precisely those trees T such that $(T, S') \in \mathcal{T}_1$ for some labeling S' .*

The proofs of the above two theorems are very similar. Due to the readability of this article, we will only give the proof of Theorem 3.1.

3.2 The proof of Theorem 3.1

In what follows, we present a few preliminary results.

Observation 3.3 *Let T be a tree of order at least 6 and S be a labeling of T such that $(T, S) \in \mathcal{T}$. Then, T has the following properties:*

- (a) A vertex is labeled A or B if and only if it is a support vertex.
- (b) A vertex is labeled C if and only if it is a leaf.
- (c) $|S_A| = 1$, $|S_B| = |S_D| = |S_E|$.
- (d) The set $S_A \cup S_B$ is the unique γ -set of T .
- (e) The set $S_A \cup S_B \cup S_D$ is a γ_{t2} -set of T .
- (f) If a vertex has status A (respectively, B), then each of its non-leaf neighbors is labeled D (respectively, E).
- (g) If a vertex has status D (respectively, E), then it has degree two and the two neighbors are labeled A and E (respectively, B and D).

From Observation 3.3 (c), (d) and (e), the following corollary can be derived immediately.

Corollary 3.4 *Let T be a tree and S be a labeling of T such that $(T, S) \in \mathcal{T}$. Then, $\gamma_{t2}(T) = 2\gamma(T) - 1$.*

Next, we give the proof of Theorem 3.1.

Proof. The sufficiency follows immediately from Corollary 3.4. So we prove the necessity only. The proof is by induction on the order of T . If $|T| \leq 6$, it is easy to verify that $\gamma_{t2}(T) \leq 2\gamma(T) - 1$, and $T = P_6$ when the equality holds. So we let $|T| \geq 7$ and assume that for every non-star tree T' of order less than $|T|$ we have $\gamma_{t2}(T') \leq 2\gamma(T') - 1$, with equality if and only if $(T', S') \in \mathcal{T}$ for some labeling S' . By Observation 2.10(i), there exists a γ -set of T which contains no leaf, say D .

Claim 1. Each support vertex has exactly one leaf-neighbor.

Suppose that v is a support vertex which has at least two leaf-neighbors, say v_1, v_2 . Let $T' = T - v_1$ and R be a γ_{t2} -set of T' containing no leaf. Then, R is also a semitotal dominating set of T . Hence, $\gamma_{t2}(T) \leq \gamma_{t2}(T')$. Combining the fact that $\gamma(T') \leq \gamma(T)$, we have that $\gamma_{t2}(T) \leq \gamma_{t2}(T') \leq 2\gamma(T') - 1 \leq 2\gamma(T) - 1$. If $\gamma_{t2}(T) = 2\gamma(T) - 1$, then we have that $\gamma_{t2}(T') = 2\gamma(T') - 1$. By the inductive hypothesis, $(T', S') \in \mathcal{T}$ for some labeling S' . It follows from Observation 3.3(a) that v has status A or B in S' . Let S be obtained from S' by labeling the vertex v_1 with label C. Then, (T, S) can be obtained from (T', S') by operation \mathcal{O}_1 . Thus, $(T, S) \in \mathcal{T}$. \square

We suppose that $\text{diam}(T) \geq 6$ (the result is trivial when $\text{diam}(T) \leq 5$) and $P = v_1 v_2 v_3 \cdots v_t$ be a longest path in T such that $d(v_3)$ as large as possible.

Claim 2. $d(v_3) = 2$.

Assume that $d(v_3) > 2$. Let $T' = T - \{v_1, v_2\}$ and R' be a γ_{t2} -set of T' containing no leaf. Note that $D \setminus \{v_2\}$ is a dominating set of T' . On the other hand, $R' \cup \{v_2\}$ be a semitotal dominating set of T . Thus, $\gamma_{t2}(T) \leq \gamma_{t2}(T') + 1 \leq 2\gamma(T') - 1 + 1 \leq 2\gamma(T) - 2$. \square

Claim 3. $d(v_4) = 2$.

Assume that $d(v_4) > 2$ and u_1 is a neighbor of v_4 outside P . Let $T' = T - \{v_1, v_2, v_3\}$ and R' be a γ_{t2} -set of T' containing no leaf. From Claim 1 and the choice of P , we have that at least one of the two conditions as follows holds:

- (1) u_1 is a leaf;
- (2) u_1 is a support vertex of degree two;
- (3) u_1 has degree two and is adjacent to a support vertex of degree two, say u_2 .

In the first case, v_4 belongs to D and R' . Hence, $\gamma(T) - 1 \geq \gamma(T')$ and $\gamma_{t2}(T') + 1 \geq \gamma_{t2}(T)$. Similar to the proof of Claim 2, we have that $\gamma_{t2}(T) \leq 2\gamma(T) - 2$.

In the second case, u_1 belongs to D and R' . Then, $\gamma(T) - 1 \geq \gamma(T')$ and $\gamma_{t2}(T') + 2 \geq \gamma_{t2}(T)$. It means that $\gamma_{t2}(T) \leq \gamma_{t2}(T') + 2 \leq 2\gamma(T') - 1 + 2 \leq 2\gamma(T) - 1$. Suppose next that $\gamma_{t2}(T) = 2\gamma(T) - 1$. Then we have equality throughout the above inequality chain. In particular, $\gamma_{t2}(T') = 2\gamma(T') - 1$. By induction, $(T', S') \in \mathcal{T}$ for some labeling S' . Since u_1 is a support vertex in T' , it follows from Observation 3.3(a) that u_1 has status A or B in S' .

If $\text{sta}(u_1) = A$, from $d(u_1) = 2$ and Claim 1, we have that $T' = P_6$ and v_4 has status D in S' . Then, T is the tree obtained from a star of order four by subdividing two edges twice and the remaining edge once. But in this case, $\gamma_{t2}(T) = 4$ and $\gamma(T) = 3$, a contradiction.

If $\text{sta}(u_1) = B$, then v_4 has status E in S' . It is easy to check that $\gamma_{t2}(T) = 2\gamma(T) - 2$, a contradiction.

In the third case, u_2 belongs to D and R' , $|\{u_1, v_4\} \cap R'| = 1$. Without loss of generality, we let $v_4 \in R'$ (If $u_1 \in R'$, then we can replace u_1 in R' by v_4). It follows that $\gamma(T) - 1 \geq \gamma(T')$ and $\gamma_{t2}(T') + 1 \geq \gamma_{t2}(T)$. It means that $\gamma_{t2}(T) \leq 2\gamma(T) - 2$. \square

Now, we let $T' = T - \{v_1, v_2, v_3, v_4\}$ and R' be a γ_{t2} -set of T' . Clearly, $|\{v_3, v_4, v_5\} \cap D| = 1$. Without loss of generality, $v_5 \in D$ (If v_3 or v_4 belongs to D , then we can replace it in D by v_5). It implies that $\gamma(T) - 1 \geq \gamma(T')$. On the other hand, $R' \cup \{v_2, v_3\}$ be a semitotal dominating set of T . Hence, $\gamma_{t2}(T) \leq \gamma_{t2}(T') + 2 \leq 2\gamma(T') - 1 + 2 \leq 2\gamma(T) - 1$. Suppose next that $\gamma_{t2}(T) = 2\gamma(T) - 1$. Then we have equality throughout the above inequality chain. In particular, $\gamma_{t2}(T') = 2\gamma(T') - 1$. By induction, $(T', S') \in \mathcal{T}$ for some labeling S' .

If v_5 has status A in S' , let S be obtained from S' by labeling the vertices v_1, v_2, v_3, v_4 with label C, B, E, D , respectively. Then, (T, S) can be obtained from (T', S') by operation \mathcal{O}_2 . Thus, $(T, S) \in \mathcal{T}$. If $\text{sta}(v_5) \in \{C, D, E\}$ in S' , or $\text{sta}(v_5) = B$ in S' and $|T'| > 6$, we always have that $\gamma_{t2}(T) \leq 2\gamma(T) - 2$, a contradiction. If $\text{sta}(v_5) = B$ in S' and $|T'| = 6$, then $T' = P_6$. Moreover, v_6, v_7, v_8 have status E, D, A in S' , respectively. Let S'' be obtained from S' by relabeling the vertices v_5, v_6, v_7, v_8 with label A, D, E, B , respectively. And let S be obtained from S'' by labeling the vertices v_1, v_2, v_3, v_4 with label C, B, E, D , respectively. Thus, we can also obtain that $(T, S) \in \mathcal{T}$. \square

References

- [1] D. A. Alaminos, M. Dettlaff, M. Lemańska, R. Zuazua, *Total domination multisubdivision number of a graph*, Discuss. Math. Graph T., **35** (2015) 315-327.
- [2] J. Cyman, M. Dettlaff, M. A. Henning, *Total domination versus domination in cubic graphs*, Graph. Combinator., **34** (2018) 261-276.
- [3] J. Cyman, M. Dettlaff, M. A. Henning, *Total domination versus paired-domination in regular graphs*, Discuss. Math. Graph T., **38** (2018) 573-586.
- [4] M. Chellali, O. Favaron, T. W. Haynes, *Ratios of some domination parameters in trees*, Discrete Math., **308** (2008) 3879-3887.
- [5] R. Dayila, M. A. Henning, *Total forcing versus total domination in cubic graphs*, Appl. Math. Comput., **354** (2019) 385-395.
- [6] M. Dettlaff, J. Raczek, J. Topp, *Domination subdivision and multisubdivision numbers of graphs*, Discuss. Math. Graph T., **39** (2019) 829-839.
- [7] M. Dorfling, W. Goddard, M. A. Henning, C. M. Mynhardt, *Construction of trees and graphs with equal domination parameters*, Discrete Math., **306** (2006) 2647-2654.
- [8] W. Goddard, M. A. Henning, C. A. McPillan, *Semitotal domination in graphs*, Util. Math., **94** (2014) 67-81.
- [9] M. A. Henning, S. A. Marcon, *Domination versus disjunctive domination in trees*, Discrete Math., **184** (2015) 171-177.
- [10] M. A. Henning, A. J. Marcon, *On matching and semitotal domination in graphs*, Discrete Math., **324** (2014) 13-18.
- [11] M. Krzywkowski, *On the ratio between 2-domination and total outer-independent domination numbers of trees*, Chinese Aann. Math. B, **34** (2013) 765-776.
- [12] E. Zhu, C. Liu, F. Deng, *On upper total domination versus upper domination in graphs*, Graph. Combinator., **35** (2019) 767-778.