

Stationary distributions of systems with Discreteness Induced Transitions

Enrico Bibbona*

*Dipartimento di Scienze Matematiche G.L. Lagrange
Politecnico di Torino, Turin, Italy*

Jinsu Kim

Department of Mathematics University of California, Irvine, USA.

Carsten Wiuf

*Department of Mathematical Sciences
University of Copenhagen, Copenhagen, Denmark
(Dated: September 2, 2022)*

We provide a theoretical analysis of some autocatalytic reaction networks exhibiting the phenomenon of discretely induced transitions (DITs). The family of networks that we address includes the celebrated Togashi and Kaneko model. We prove positive recurrence, finiteness of all moments, and geometric ergodicity of the models in the family. For some parameter values, we find the analytic expression for the stationary distribution, and discuss the effect of volume scaling on the stationary behavior of the chain. We find the exact critical value of the volume for which DITs disappear.

I. INTRODUCTION

In 2001, Togashi and Kaneko described a cycle of stochastic autocatalytic reactions that displays a highly peculiar dynamics in some regions of the parameter space [1].

It is characterized by switches between patterns where one or more reactants are present in small or vanishing molecule number while other reactants are abundant. The switching is triggered by a single molecule of a previously extinct species that drives the system to a different pattern through a sequence of quick reactions. The switches were named Discreteness Induced Transitions (DIT) since deterministic ODE models are not able to reproduce them [1].

The paper raised much interest and similar effects have been observed in more complicated and realistic models, e.g., large scale networks [2], particle systems with finite interaction radius [3], reaction-diffusion systems [4], models of ant foraging [5], chiral autocatalysis [6], tumor growth [7], spatial models [8], and viral replication [9].

Several attempts have been made to underpin the phenomenon theoretically, at least in simplified toy models, through derivation of analytic expressions, without resorting to simulation or approximation. Examples in this direction are [10–13], though many questions are still unsolved.

Despite simulation of the Togashi-Kaneko (TK) model indicates a stationary behavior after a short transient time, positive recurrence (existence of a unique stationary distribution) of the corresponding continuous-time Markov chain (CTMC) has not been proved. For the original 4-dim TK model, no general result from Chemical Reaction Network theory is applicable. Even if the

system is reduced to dimension two, the problem of finding a stationary distribution remains non-trivial, and the curious switching behavior persists. In dimensions four and two, the switching behavior causes the *seemingly* stationary distribution emerging from simulation to be multimodal for certain parameters values. When the rates are scaled in the volume V of the container and V is considered large, the multimodality disappears and a distribution with a concentrated peak emerges. In this case, the stochastic model converges to the classical deterministic model (fluid limit).

In this paper, we prove that a family of autocatalytic networks, including the TK model, is positive recurrent in arbitrary dimension (Theorem 2). For some parameter values, an explicit expression for the stationary distribution is derived. In 2-dim (cf. Theorem 1) the parameter region for which the stationary distribution is known covers the 2-dim TK model. In higher dimension (cf. Theorem 3) it does not, but still the models we tackle exhibit a peculiar behavior driven by DITs. Moreover, we find the stationary distribution of the original d -dimensional TK model only in the case when certain stationary conditional distributions are uniform (cf. Theorem 4).

The analytic form of the stationary distribution provides a clear theoretical demonstration of the effect of volume scaling on the stationary behavior of the system. It also allows us to find the exact critical value of the volume from which the DIT stops to appear. This value is also found for the TK model.

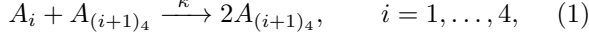
II. BACKGROUND MATERIAL

A. The original 4-dim TK model

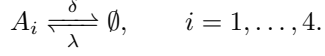
For any two integers i and n , let $(i)_n$ be the remainder after integer division of i by n (elsewhere denoted by

* enrico.bibbona@polito.it

$i \bmod n$). The network proposed by Togashi and Kaneko [1] consists of the following cycle of autocatalytic reactions



together with inflow and outflow reactions



The state of the system is a tuple of four non-negative integers $\mathbf{a} = (a_1, a_2, a_3, a_4)'$. Denote by \mathbf{e}_j the j -th unit vector, $j = 1, \dots, 4$. The transitions rates generated by the autocatalytic reactions are

$$q_{\mathbf{a}, \mathbf{a} - \mathbf{e}_i + \mathbf{e}_{(i+1)_4}} = \kappa a_i a_{(i+1)_4},$$

while those corresponding to inflow and outflow reactions are

$$q_{\mathbf{a}, \mathbf{a} + \mathbf{e}_i} = \lambda \quad \text{and} \quad q_{\mathbf{a}, \mathbf{a} - \mathbf{e}_i} = \delta a_i.$$

The qualitative behavior of the system depends on the parameter values. The classical volume scaling (cf. [14, Chapter 11] or [15]) is adopted in [1], where the initial molecule counts of the species are proportional to the scaling parameter V . It implies the rate constants are given by

$$\kappa = \frac{\kappa'}{V} \quad \delta = \delta' \quad \lambda = \lambda' V$$

One parameter can always be set to one by linear scaling of time. In [1], $\kappa' = 1$, and further $\lambda' = \delta' = D$ for simplification. According to [16] or [14, Chapter 11], when $V \rightarrow \infty$, the density process, which is the CTMC rescaled by dividing the molecule numbers by V , converges to the solution of a system of ordinary differential equations with stable equilibrium $(1, 1, 1, 1)$. Indeed when $VD \gg 1$, the reaction rates are large and the trajectories of the density process only display small fluctuations around the deterministic equilibrium. For $VD \ll 1$, a completely different behavior appears, triggered by the slow rate of inflow (Discreteness Induced Transitions). If the system is initialized at a state where all species counts are large, one of the species at random (say, species 3) is quickly driven to extinction by the fast autocatalytic dynamics. At this point, several molecules of species 2 are produced and not consumed and they catalyze the consumption of all molecules of species 1. We end up with a configuration where the species 1 and 3 are both consumed, the count of species 2 is very high, and that of species 4 is quite low. We call this pattern 2H4L. In this configuration only slow inflows and outflows are active, and one needs to wait until a molecule of species 3 or 1 flows in before the autocatalytic dynamics starts again leading to another pattern with two non-contiguous species extinct. The dynamics of the system then proceeds by switching between such patterns in a way that a 2H4L configuration is much more often followed by a 2L4H pattern and only rarely switches to either a 1H3L or 1L3H configuration.

B. Lumpability

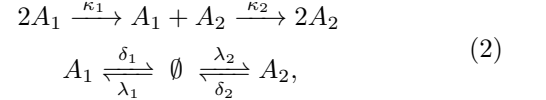
Let $\{S_I\}_{I \in \mathcal{I}}$ be a partition of a denumerable state space S of a CTMC $X(t)$, $t \geq 0$, with rates q_{ij} , $i, j \in S$. Let moreover ι be the function that maps $x \in S$ to the index of the element of the partition to which x belong, (i.e. $\iota(x) = K$ if and only if $x \in S_K$). The process $X(t)$, $t \geq 0$, is (strongly) lumpable if the *lumped* process $\bar{X}(t) = \iota(X(t))$, $t \geq 0$, is a CTMC on \mathcal{I} for any choice of initial distribution. Sufficient conditions (cf. [17]) that guarantees lumpability of a regular, irreducible, positive recurrent CTMC $X(t)$, $t \geq 0$, on the partition $\{S_I\}_{I \in \mathcal{I}}$ are that every subset S_I is finite, and that for any $I, J \in \mathcal{I}$, and any $i, i' \in S_I$,

$$\sum_{j \in S_J} q_{ij} = \sum_{j \in S_J} q_{i'j} = \bar{q}_{IJ}$$

The rates of the lumped chain $\bar{X}(t)$, $t \geq 0$, are \bar{q}_{IJ} , $I, J \in \mathcal{I}$, and for any $s < t$, the lumped variable $\bar{X}(t)$ is independent of X_s given \bar{X}_s .

III. THE 2-DIM TK MODEL

If the number of species in the TK model is reduced to two, the reaction network becomes



where we allow κ_1 and κ_2 to be different. The state of the network is denoted by $\mathbf{a} = (a_1, a_2)' \in \mathbb{N}^2$, the molecule counts of each species. The transitions rates due to the autocatalytic reactions are

$$q_{\mathbf{a}, \mathbf{a} - \mathbf{e}_1 + \mathbf{e}_2} = \kappa_2 a_1 a_2, \quad q_{\mathbf{a}, \mathbf{a} - \mathbf{e}_2 + \mathbf{e}_1} = \kappa_1 a_1 a_2, \quad (3)$$

while those corresponding to inflow and outflow reactions are

$$q_{\mathbf{a}, \mathbf{a} + \mathbf{e}_i} = \lambda_i, \quad q_{\mathbf{a}, \mathbf{a} - \mathbf{e}_i} = \delta_i a_i, \quad i = 1, 2. \quad (4)$$

The dynamics is simplified, but not too much. When the inflows occur at a much slower rate than the autocatalytic reactions, the system switches between two patterns, where one or the other compound is mostly absent. A plot of the two simulated trajectories in this parameter range is shown in FIG. 1.

A. Positive recurrence and stationary distribution

A proof of positive recurrence in a more general setting is given in Section IV A. The subsets

$$E_n = \{\mathbf{a} \in \mathbb{N}^2 \text{ such that } a_1 + a_2 = n\},$$

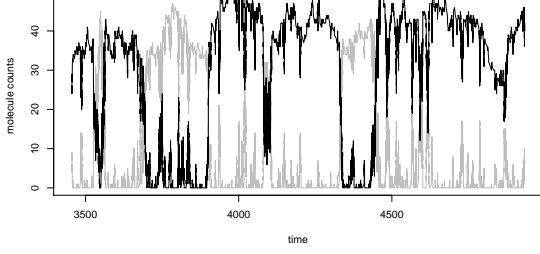


FIG. 1. Molecule counts of the two species of network (2) along time. Patterns where the grey species is mostly absent alternates with patterns where the mostly absent species is the black one. Parameters are $\lambda_i = 0.2$, $\delta_i = 0.01$, $\kappa_i = 0.05$ for $i = 1, 2$.

form a partition $\{E_n\}_{n=1\ldots\infty}$ of the state space. The CTMC model $X(t)$, $t \geq 0$, of (2) under stochastic mass-action kinetics is lumpable with respect to this partition if $\delta = \delta_1 = \delta_2$. With this choice, the rate at which the total molecule count n is increased by one, is equal to the sum of the rates of the inflows

$$q_{n,n+1} = \sum_{i=1}^2 q_{\mathbf{a}, \mathbf{a} + \mathbf{e}_i} = \lambda_1 + \lambda_2,$$

independently of \mathbf{a} . The rate at which n is decreased by one, is the sum of the rates of the outflows

$$q_{n,n-1} = \sum_{i=1}^2 q_{\mathbf{a}, \mathbf{a} - \mathbf{e}_i} = \delta(a_1 + a_2) = \delta n$$

and therefore it does not depend on \mathbf{a} as long as $\mathbf{a} \in E_n$.

The lumped process $\bar{X}(t)$, $t \geq 0$, is described by the following reaction network where a single species B aggregates all molecules of A_1 and A_2



Network (5) is weakly reversible and has *deficiency* zero [18]. By [18, Theorem 3.6 and 3.7], it admits a unique stationary distribution with Poisson law

$$\nu(n) = \frac{\mu^n}{n!} \exp(-\mu), \quad \mu = \frac{\lambda_1 + \lambda_2}{\delta}. \quad (6)$$

where n is the state of the lumped process (i.e., $\bar{X}(t) = n$ if and only if $X(t) \in E_n$). We now aim at factorizing the stationary distribution $\alpha(\mathbf{a})$ of the process $X(t)$ (2) by conditioning on the stationary probability $\nu(n)$ of the lumped process being in state $n = a_1 + a_2$. We write

$$\alpha(\mathbf{a}) = \pi(a_1|n)\nu(n). \quad (7)$$

A careful rewriting of the master equation for the stationary distribution $\alpha(\mathbf{a})$ shows that $\alpha(\mathbf{a})$ is stationary if and only if $\pi(\mathbf{a}|n)$ fulfills

$$R_n = L_{n-1} + L_n + L_{n+1} \quad (8)$$

with

$$\begin{aligned} R_n &= (\lambda_1 + \lambda_2 + n\delta + (\kappa_1 + \kappa_2)a(n-a))\pi(a|n) \\ L_{n-1} &= \frac{n\delta\lambda_1}{\lambda_1 + \lambda_2}\pi(a-1|n-1) + \frac{n\delta\lambda_2}{\lambda_1 + \lambda_2}\pi(a|n-1) \\ L_n &= \kappa_1(a+1)(n-a-1)\pi(a+1|n) + \\ &\quad + \kappa_2(a-1)(n-a+1)\pi(a-1|n) \\ L_{n+1} &= \frac{\lambda_1 + \lambda_2}{n+1}(a+1)\pi(a+1|n+1) \\ &\quad + \frac{\lambda_1 + \lambda_2}{n+1}(n-a+1)\pi(a|n+1), \end{aligned}$$

for $n \geq 0$ and $a = 0, \dots, n$.

Unfortunately, there is not a simple way to find a closed form expression of π satisfying equation (8). However, simulation of the process for different rate constants, corresponding to different regimes of the volume V (cf. Section III B for more details), indicates that the conditional stationary distribution may be unimodal, flat or concentrated at the boundaries (cf. FIG 2). Statistical practice suggests the beta-binomial as a natural candidate for a discrete distribution on the integers $[0, \dots, n]$ that may display these behaviors. The next theorem confirms this.

Theorem 1. *Model (2), assuming that $\kappa = \kappa_1 = \kappa_2 > 0$ and $\delta = \delta_1 = \delta_2 > 0$, has a unique stationary distribution $\alpha(\mathbf{a})$ that factorizes as (7), where $\nu(n)$ is given by (6), and $\pi(\cdot|n)$ is given by the beta-binomial distribution*

$$\pi(i|n) = \binom{n}{i} \frac{B(i + \alpha, n - i + \beta)}{B(\alpha, \beta)}, \quad i = 0, \dots, n, \quad (9)$$

where

$$\alpha = \frac{\delta\lambda_1}{\kappa(\lambda_1 + \lambda_2)}, \quad \beta = \frac{\delta\lambda_2}{\kappa(\lambda_1 + \lambda_2)},$$

and

$$B(x, y) = \frac{\Gamma(x)\Gamma(y)}{\Gamma(x+y)}, \quad x, y > 0.$$

Proof. The proof is by direct verification, substituting expression (9) into equation (8). Calculations are displayed in the supplementary material in a more general context. \square

B. Volume scaling

Molecule counts and mass-action rates mass action rates can be scaled with the volume V in such a way

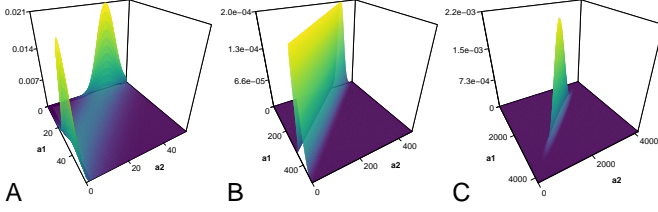


FIG. 2. Smoothed representation of the stationary density (7). In all panels $D = 0.01$. The volume parameter V is different in the three panels to illustrate the effect of the scaling. In panel A, $V = 20$ (same range as in FIG. 1). The density is bimodal and concentrated at the boundaries, since DIT are present. In panel B, $V = 200$ and the conditional density (9) is uniform. In panel C, $V = 2000$ and the density is concentrated around the deterministic equilibrium.

that the stochastic system converges for large V to the solution of the deterministic system on any finite time horizon, cf. [14][Ch. 11, Theorem 2.1].

This is achieved for (3) and (4), by setting the constants to

$$\kappa_i = \frac{\kappa'_i}{V} \quad \delta_i = \delta'_i, \quad \lambda_i = \lambda'_i V, \quad (10)$$

for $i = 1, 2$. When V is not sufficiently large the stochastic model differs significantly from the deterministic limit [1] and starts to display the switching behavior (DIT) illustrated in FIG 1.

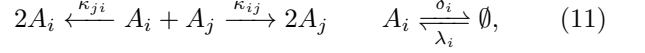
In [1] the authors set $\kappa'_i = 1$, $\delta'_i = \lambda'_i = D$ for $i = 1, 2$. With this choice of the rate constants, by Theorem 1, we know the explicit form of the stationary density, and we can investigate the behavior of the system at every V without resorting to simulations. The stationary conditional density $\pi(\cdot|n)$ is beta-binomial with parameters $\alpha = \beta = DV/2$. The beta-binomial density is unimodal when α and β are both larger than one (that is, when DV is larger than two) with the mass concentrated at the equilibrium of the corresponding deterministic model. When both α and β are smaller than one (that is, when DV is small) the density becomes bimodal with most of the mass at the boundaries. The intermediate case is when $\alpha = \beta = 1$ and the conditional distribution reduces to the discrete uniform distribution on $[0, n]$. In other words, at the critical value $DV = 2$, the conditional density flattens to $\pi(a|n) = \frac{1}{n+1}$ for every a . A pictorial representation of the density (7), at different values of V with D fixed to the value 0.01 is given in FIG. 2. The effect of the scaling is apparent. For graphical convenience, the discrete density has been smoothed to a continuous one.

In general, the *agreement* between the stochastic and the deterministic model for large volumes only holds on a finite time horizon only. Negative examples where the two modelling paradigms differ asymptotically are discussed in [19, 20]. Our result shows that for large V

the stochastic and the deterministic models of (2) are in agreement asymptotically.

IV. HIGHER DIMENSIONAL MODELS

In higher dimension there exist different models whose 2-dim reduction corresponds to network (2). One of them is the 4-dim TK model (1), but also the network



$i, j = 1, \dots, d$, $i \neq j$, can be seen as a d -dimensional version of model (2). Model (11) includes (1) as a special case for κ_{ij} equal to κ when $j = (i+1)_d$ and vanishing otherwise. Reaction rates are the obvious generalizations of (3) and (4).

A. Positive recurrence

In this section, we state the positive recurrence of the Markov process underlying the general d -dimensional model (11). To do so, we show that $V(x) = e^{\|x\|_1}$, where $\|x\|_1 = \sum_{i=1}^d |x_i|$ is a Lyapunov function. Non-explosivity and positivity, then, follow by the Foster-Lyapunov criterion [21]. Additionally, as a by-product, all moments of the stationary distribution are positive and convergence to the stationary distribution is exponentially fast. The detailed proof can be found in the online supplementary material.

Theorem 2. *For any non-negative values of the parameters κ_{ij} , κ_{ji} , and for positive λ_i and δ_i , the CTMC associated to the system (11) is positive recurrent on \mathbb{N}_0^d (for any d). Consequently, it has a unique stationary distribution supported on \mathbb{N}_0^d . Moreover, all moments are finite and the convergence to the stationary distribution is exponentially fast.*

B. Stationary distribution

1. The model (11)

By the same argument as we used in dimension 2, under the assumption of equal outflow rates ($\delta_i = \delta$ for all $i = 1 \dots d$), the process $X(t)$, $t \geq 0$, that counts the molecules of each species is lumpable on the partition $\{E_n\}$, where $E_n = \{\mathbf{a} \in \mathbb{N}^d : \sum_i a_i = n\}$.

The lumped process $\bar{X}(t) = \sum_i X_i(t)$ represents the total molecule count. It follows a birth and death process (as in (5)) with Poisson stationary distribution with intensity

$$\mu = \frac{\sum_i \lambda_i}{\delta}. \quad (12)$$

Similarly to the 2-dim case, the stationary distribution $\alpha(\mathbf{a})$ factorizes as

$$\alpha(\mathbf{a}) = \pi(\mathbf{a}|n)\nu(n), \quad (13)$$

and if $\kappa_{ij} = \kappa$, $i, j = 1, \dots, d$, $i \neq j$, $\pi(\mathbf{a}|n)$ solves the equation

$$R_n = L_{n-1} + L_n + L_{n+1}, \quad (14)$$

where

$$\begin{aligned} R_n &= \pi(\mathbf{a}|n) \left[\sum_{i=1}^d \lambda_i + \delta n + \sum_{i=1}^d \sum_{j \neq i}^d \kappa a_i a_j \right] \\ L_{n-1} &= \frac{\delta n}{\sum_{i=1}^d \lambda_i} \sum_{i=1}^n \pi(\mathbf{a} - \mathbf{e}_i | n-1) \lambda_i \\ L_n &= \sum_{i,j=1}^n \pi(\mathbf{a} - \mathbf{e}_i + \mathbf{e}_j | n) \kappa (a_i - 1)(a_j + 1) \\ L_{n+1} &= \frac{\sum_{i=1}^n \lambda_i}{(n+1)} \sum_{i=1}^n \pi(\mathbf{a} + \mathbf{e}_i | n+1) (a_i + 1), \end{aligned}$$

Theorem 3. Assume $\kappa_{ij} = \kappa > 0$, $i, j = 1, \dots, d$, $i \neq j$, $\delta = \delta_1 = \dots = \delta_d > 0$, and $\lambda_i > 0$ for all i . Then, model (11) has a unique stationary distribution $\alpha(\mathbf{a})$ expressed as (13), where $\nu(n)$ is given as in (6) and (12), and $\pi(\cdot|n)$ is given by the Dirichlet-multinomial distribution

$$\pi(\mathbf{a}|n) = \binom{n}{\mathbf{a}} \frac{\Gamma(\sum \alpha_i)}{\Gamma(n + \sum \alpha_i)} \prod_{i=1}^k \frac{\Gamma(a_i + \alpha_i)}{\Gamma(\alpha_i)} \quad (15)$$

where \mathbf{a} is any d -dimensional integer vector with $\|\mathbf{a}\|_1 = n$, and

$$\alpha_i = \frac{\delta \lambda_i}{\kappa \sum_{i=1}^d \lambda_i}.$$

Proof. The proof is by direct verification, substituting expression (15) into equation (14). Calculations are displayed in the supplementary material. \square

C. Volume scaling and other properties

As already pointed, the mass action rates can be scaled with the volume V in such a way that the stochastic system converges for large V to the solution of the deterministic system (on any finite time horizon). The scaled constants are the same used in equation (10). In analogy with [1], we specialize to

$$\delta_i = D, \quad \lambda_i = DV, \quad \kappa = \frac{1}{V}, \quad (16)$$

for every $i = 1, \dots, d$. This makes the distribution symmetric with respect to permutation of the species labels and slightly simplify the discussion.

The Dirichlet-multinomial family of conditional distributions $\pi(\mathbf{a}|n)$ is supported on the discrete simplex $\{\mathbf{a} \in [0 \dots n]^d : \|\mathbf{a}\|_1 = n\}$. It includes the uniform distribution on the simplex when $\alpha_i = 1$ for all i . In the setting above we have $\alpha_i = DV/2$ and therefore the critical value of V that generates a flat stationary conditional distribution is $V = 2/D$. If V becomes large, the α_i become larger than one and the distribution is unimodal. The larger V gets, the more mass is concentrated around the center of the simplex. On the contrary, when V is very small, the distribution becomes multimodal with most of the mass at the corners of the simplex.

This reflects the presence of DIT that causes the switch between dynamical patterns where only one of the species is present in large quantity at a time, while all the others are almost extinct.

Other relevant properties of the Dirichlet multinomial distribution, like aggregation, marginals, conditional distributions are discussed in [22, 23].

D. Back to the d -dim TK model

Model (1) motivated our interest in autocatalytic networks. Theorem 2 guarantees that it is positive recurrence, but an explicit form of the stationary distribution cannot be derived by Theorem 3. Indeed, it is a special case of (11), where some of the κ_{ij} are set to zero (those for which $j \neq (i+1)_d$) and all others are set to the same value κ . However, it is still possible to find the explicit expression in a very special case.

Theorem 4. Assume that $\kappa = \kappa_1 = \dots = \kappa_d \geq 0$ and $\delta = \delta_1 = \dots = \delta_d = \frac{d}{d-1}\kappa$ and $\lambda = \lambda_1 = \dots = \lambda_d > 0$. Then, model (1) has a unique stationary distribution $\alpha(\mathbf{a})$ whose expression is (13) with $\nu(n)$ given by (6) and (12) and with $\pi(\cdot|n)$ given by a uniform distribution

$$\pi(\mathbf{a}|n) = \frac{n!(d-1)!}{(n+d-1)!} \quad (17)$$

on the simplex $\{\mathbf{a} \in [0 \dots n]^d : \|\mathbf{a}\|_1 = n\}$.

The proof is by direct verification, substituting expression (17) into equation (14) with κ_{ij} set to zero for all $j \neq (i+1)_d$ and to the same value κ otherwise. Calculations are displayed in the supplementary material. If the rate constants are scaled in the volume as in equation (16), the critical value of the volume that makes the distribution flat is $V = \frac{d}{(d-1)D}$. In 4-dim, simulation suggests the order of the magnitude for which this happens is $DV \sim 1$ [1].

ACKNOWLEDGMENTS

This paper started with a group discussion at the Erwin Schrödinger Institute (ESI) workshop on Advances in

Chemical Reaction Network Theory, Vienna (15-19/10, 2018) and was further developed during the Summer school and Workshop on Chemical reaction networks organised at Politecnico di Torino (24/6-3/7, 2019). We acknowledge the organizers and the ESI for the invitation and the financial support. EB gratefully acknowledges funding from the Italian Ministry of Education, Univer-

sity and Research, MIUR, grant Dipartimenti di Eccellenza 2018-2022 (E11G18000350001). JK thankfully acknowledges travel support from NSF grant DMS1616233 to German Enciso. Computational resources for the preliminary simulation were provided by HPC@POLITO (<http://www.hpc.polito.it>).

-
- [1] Y. Togashi and K. Kaneko, Transitions induced by the discreteness of molecules in a small autocatalytic system, *Physical Review Letters* **86**, 2459 (2001), cited By :58.
 - [2] A. Awazu and K. Kaneko, Discreteness-induced transition in catalytic reaction networks, *Phys. Rev. E* **76**, 041915 (2007).
 - [3] S. Berti, C. López, D. Vergni, and A. Vulpiani, Discreteness effects in a reacting system of particles with finite interaction radius, *Phys. Rev. E* **76**, 031139 (2007).
 - [4] Y. Togashi and K. Kaneko, Molecular discreteness in reaction-diffusion systems yields steady states not seen in the continuum limit, *Phys. Rev. E* **70**, 020901 (2004).
 - [5] T. Biancalani, L. Dyson, and A. J. McKane, Noise-induced bistable states and their mean switching time in foraging colonies, *Phys. Rev. Lett.* **112**, 038101 (2014).
 - [6] G. Lente, Stochastic kinetic models of chiral autocatalysis: A general tool for the quantitative interpretation of total asymmetric synthesis, *Journal of Physical Chemistry A* **109**, 11058 (2005), cited By :54.
 - [7] J. Sardanyés and T. Alarcón, Noise-induced bistability in the fate of cancer phenotypic quasispecies: A bit-strings approach, *Scientific Reports* **8** (2018).
 - [8] P. de Anna, F. Di Patti, D. Fanelli, A. J. McKane, and T. Dauxois, Spatial model of autocatalytic reactions, *Phys. Rev. E* **81**, 056110 (2010).
 - [9] J. Sardanyés, A. Arderiu, S. F. Elena, and T. Alarcón, Noise-induced bistability in the quasi-neutral coexistence of viral RNAs under different replication modes, *Journal of The Royal Society Interface* **15**, 20180129 (2018).
 - [10] N. Saito and K. Kaneko, Theoretical analysis of discreteness-induced transition in autocatalytic reaction dynamics, *Phys. Rev. E* **91**, 022707 (2015).
 - [11] M. Nakagawa and Y. Togashi, An analytical framework for studying small-number effects in catalytic reaction networks: A probability generating function approach to chemical master equations, *Frontiers in Physiology* **7** (2016).
 - [12] T. Biancalani, T. Rogers, and A. J. McKane, Noise-induced metastability in biochemical networks, *Physical Review E - Statistical, Nonlinear, and Soft Matter Physics* **86** (2012), cited By :18.
 - [13] B. Houchmandzadeh and M. Vallade, Exact results for a noise-induced bistable system, *Physical Review E - Statistical, Nonlinear, and Soft Matter Physics* **91** (2015), cited By :10.
 - [14] S. N. Ethier and T. G. Kurtz, *Markov processes*, Wiley Series in Probability and Mathematical Statistics: Probability and Mathematical Statistics (John Wiley & Sons, Inc., New York, 1986) pp. x+534, characterization and convergence.
 - [15] P. Mozyunov, M. Beccuti, A. Horvath, T. Jaki, R. Sirovich, and E. Bibbona, A review of the deterministic and diffusion approximations for stochastic chemical reaction networks, *Reaction Kinetics, Mechanisms and Catalysis* **123**, 289 (2018).
 - [16] T. G. Kurtz, Solutions of ordinary differential equations as limits of pure jump Markov processes, *J. Appl. Probability* **7**, 49 (1970).
 - [17] F. Ball and G. Yeo, Lumpability and marginalisability for continuous-time Markov-chains, *Journal of Applied Probability* **30**, 518 (1993).
 - [18] D. F. Anderson and T. G. Kurtz, *Stochastic analysis of biochemical systems*, Mathematical Biosciences Institute Lecture Series. Stochastics in Biological Systems, Vol. 1 (Springer, Cham; MBI Mathematical Biosciences Institute, Ohio State University, Columbus, OH, 2015) pp. x+84.
 - [19] D. F. Anderson and D. Cappelletti, Discrepancies between extinction events and boundary equilibria in reaction networks, *Journal of Mathematical Biology* 10.1007/s00285-019-01394-9 (2019).
 - [20] A. Agazzi and J. C. Mattingly, Seemingly stable chemical kinetics can be stable, marginally stable, or unstable (2018), arXiv:1810.06547.
 - [21] S. P. Meyn and R. L. Tweedie, Stability of Markovian Processes III : Foster-Lyapunov Criteria for Continuous-Time Processes, *Advances in Applied Probability* **25**, 518 (1993).
 - [22] J. E. Mosimann, On the compound multinomial distribution, the multivariate β -distribution, and correlations among proportions, *Biometrika* **49**, 65 (1962).
 - [23] B. Hoadley, The compound multinomial distribution and Bayesian analysis of categorical data from finite populations, *Journal of the American Statistical Association* **64**, 216 (1969).

Supplemental material to: The stationary distribution of some autocatalytic networks

Enrico Bibbona*

Dipartimento di Scienze Matematiche G.L. Lagrange
Politecnico di Torino, Turin, Italy

Jinsu Kim

Department of Mathematics University of California, Irvine, USA.

Carsten Wiuf

Department of Mathematical Sciences
University of Copenhagen, Copenhagen, Denmark
(Dated: September 2, 2022)

We provide the detailed proofs of theorems that are stated in the main text.

I. INTRODUCTION

In this note we report the detailed proofs of the three main theorems (Theorem 2, 3, 4) that are stated in the main paper. Theorem 1 is not proved separately since it is a special case of Theorem 3.

II. HIGHER DIMENSIONAL MODELS

The most general high dimensional model that we consider is

$$2A_i \xleftarrow{\kappa_{ji}} A_i + A_j \xrightarrow{\kappa_{ij}} 2A_j \quad A_i \xrightleftharpoons[\lambda_i]{\delta_i} \emptyset. \quad (S1)$$

A. Positive recurrence and other properties

As we stated in the main text, the associated CTMC for the general dimensional model (S1) is positive recurrent and admits a unique stationary distribution. We prove this in the following theorem. We further show that the CTMC is *exponentially ergodic* meaning that the associated distribution P^t converges to the unique stationary distribution exponentially fast. The proof relies on the Foster-Lyapunov criterion [1]. We begin with a formal statement and necessary concepts for the Foster-Lyapunov criterion.

Definition 1. For a CTMC $X(t)$, $t \geq 0$, the infinitesimal generator \mathcal{L} is an operator such that for a function V ,

$$\mathcal{L}V(x) = \lim_{h \rightarrow 0} \frac{E_x(V(X(h)) - V(x))}{h},$$

where E_x is the expectation of $X(t)$ provided $X(0) = x$.

In the case $X(t)$, $t \geq 0$, is defined on a countable state space χ , the infinitesimal operator is simply

$$\mathcal{L}V(x) = \sum_{\eta} \lambda_{\eta}(x)(V(x + \eta) - V(x)),$$

where η is a transition of $X(t)$ and λ_{η} is the transition rate associated with η .

Definition 2. Let $P^t(x, \cdot)$ denote the probability $P(X(t) \in \cdot | X(0) = x)$ for a CTMC $X(t)$, $t \geq 0$, defined on χ . Let $C \subset \chi$ be a set such that there exist a probability measure a on $(0, \infty)$ and a non-trivial measure ν_a on χ satisfying $\int P^t(x, A)a(dt) \geq \nu_a(A)$ for any $x \in C$ and for any measurable set A . Then C is called a *petite set*.

The intuition behind a petite set can be found in [2].

For a CTMC $X(t)$, $t \geq 0$, we define a truncated process X_M such that $X_M(t) = X(t)$ if $|X(t)| < M$ and $X_M(t) = x_M$ otherwise for some fixed state x_M such that $|x_M| \geq M$. We denote by \mathcal{L}_M the infinitesimal generator of X_M . We further call $V(x)$ a norm-like function if $V(x)$ is a positive function such that $|V(x)| \rightarrow \infty$, as $|x| \rightarrow \infty$.

The following theorem is Theorem 6.1 in [1], which is one version of the Foster-Lyapunov criterion for exponential ergodicity.

Theorem 1 (Foster-Lyapunov criterion [1]). Let $X(t)$, $t \geq 0$, be a CTMC defined on χ . Suppose every compact set $C \subset \chi$ is a petite set. Then $X(t)$, $t \geq 0$, is non-explosive and positive recurrent if there exist a norm-like function V on χ , positive constants C and D such that for each $M > 0$

$$\mathcal{L}_M V(x) \leq -CV(x) + D \quad \text{for all } x \in \chi. \quad (S2)$$

Furthermore, $X(t)$, $t \geq 0$, admits a unique stationary distribution π on each irreducible component, and there exist $B > 0$ and $\beta \in (0, 1)$ such that

$$\sup_A |P^t(x, A) - \pi(A)| \leq BV(x)\beta^t \quad \text{for all } x \in \chi.$$

In Theorem 2 we show that the conditions in Theorem 1 are met for any non-negative parameters κ_{ij} and for any positive parameters λ_i, δ_i in the general model (S1).

* enrico.bibbona@polito.it

Note that each compact set C in a countable state space is a petite set since for any probability measure a on $(0, \infty)$

$$\int P^t(x, A) a(dt) \geq \nu_a(A),$$

where $\nu_a(A) = \sum_{y \in A} \min_{x \in C} \int P^t(x, y) a(dt)$. Note also that for any norm-like function V , we have $\mathcal{L}_M V(x) \leq \mathcal{L}V(x)$ if we choose the fixed state x_M of the truncated process $X_M(t)$, $t \geq 0$, as it satisfies $V(x_M) = \min_{|x| \geq M} V(x)$.

Therefore, to show the positive recurrence and exponential ergodicity of the CTMC associated with the general model (S1), it is sufficient to prove that there exist a norm-like function V and positive constants C, D such that

$$\mathcal{L}V(x) \leq -CV(x) + D \quad \text{for all } x. \quad (\text{S3})$$

In the proof of the following theorem, we prove (S3) with an exponential function V . By using this function V , we also show that the unique stationary distribution of $X(t)$, $t \geq 0$, has all the finite moments.

Theorem 2. *For any non-negative values of the parameters κ_{ij} , κ_{ji} , and for positive λ_i and δ_i , the CTMC associated to the system (S1) is positive recurrent on \mathbb{N}_0^d (for any d). Consequently, it has a unique stationary distribution supported on \mathbb{N}_0^d . Moreover, all moments are finite and the convergence to the stationary distribution is exponentially fast.*

Proof. Let $X(t)$, $t \geq 0$, be the CTMC associated with the system (S1). Let $V(x) = e^{\|x\|_1}$, where $\|x\|_1 = \sum_{i=1}^d |x_i|$. Then we show that (S3) holds with some positive constants C and D .

Let $e_i \in \mathbb{N}_0^d$ be the vector with i -th component 1 and zero otherwise. We have

$$\begin{aligned} \mathcal{L}V(x) &= \sum_{i,j} \kappa_{ij} x_i x_j (V(x + e_i - e_j) - V(x)) \\ &\quad + \sum_{i,j} \kappa_{ji} x_i x_j (V(x + e_i - e_j) - V(x)) \\ &\quad + \sum_{i=1}^d \delta_i x_i (V(x - e_i) - V(x)) \\ &\quad + \sum_{i=1}^d \lambda_i (V(x + e_i) - V(x)) \\ &= \sum_{i=1}^d \delta_i x_i (V(x - e_i) - V(x)) \\ &\quad + \sum_{i=1}^d \lambda_i x_i (V(x + e_i) - V(x)). \end{aligned}$$

Let $K_n = \{x \in \mathbb{N}_0^d : x_i \geq n \text{ for each } i\}$. Then note that

for $x \in K_n$,

$$\begin{aligned} \mathcal{L}V(x) &= V(x) \left(\sum_{i=1}^d \delta_i x_i (e^{-1} - 1) + \sum_{i=1}^d \lambda_i (e - 1) \right) \\ &\leq \left(\min_i \delta_i (e^{-1} - 1) dn + \sum_{i=1}^d \lambda_i (e - 1) \right) V(x) \end{aligned}$$

Hence, by choosing sufficiently large N such that

$$C = - \left(\min_i \delta_i (e^{-1} - 1) dN + \sum_{i=1}^d \lambda_i (e - 1) \right) > 0,$$

we conclude that (S3) holds with $D = 2C \max_{x \in K_N^c} V(x)$. This implies that $X(t)$, $t \geq 0$, is non-explosive, positive recurrent and exponential ergodicity by Theorem 1. This implies existence of a unique stationary distribution π .

To show that π has finite m th moment for any m , we use (S4) combined with the ergodic theorem [3]. Let $\tau_M = \inf\{t > 0 : |X(t)| \geq M\}$. Then by using Dynkin's formula [4] and (S3), we have

$$\begin{aligned} \mathbb{E}_x(V(X(t))) &= V(x) + \mathbb{E}_x \left(\int_0^{t \wedge \tau_M} \mathcal{L}V(X(s)) ds \right) \\ &\leq V(x) - C \mathbb{E}_x \left(\int_0^{t \wedge \tau_M} V(X(s)) ds \right) + Dt \\ &= V(x) - C \mathbb{E}_x \left(\int_0^t V(X(s)) \mathbb{1}_{|X(s)| < M} ds \right) + Dt, \quad (\text{S4}) \end{aligned}$$

where \mathbb{E}_x denotes the expectation of $X(t)$ with $X(0) = x$, and $t \wedge \tau_M = \min\{t, \tau_M\}$. By rearranging terms in (S4) and dividing by t, C , it follows that

$$\mathbb{E}_x \left(\frac{1}{t} \int_0^t V(X(s)) \mathbb{1}_{|X(s)| < M} ds \right) \leq \frac{V(x)}{Ct} + \frac{D}{C}. \quad (\text{S5})$$

Then by the dominant convergence theorem, taking $\lim_{t \rightarrow \infty}$ for both sides in (S5) derives that

$$\begin{aligned} \lim_{t \rightarrow \infty} \mathbb{E}_x \left(\frac{1}{t} \int_0^t V(X(s)) \mathbb{1}_{|X(s)| < M} ds \right) \\ = \sum_{x \in \mathbb{N}_0^d} V(x) \mathbb{1}_{|x| < M} \pi(x) \leq \frac{D}{C}. \end{aligned}$$

Then the monotone convergence theorem with letting $M \rightarrow \infty$ concludes that $\sum_{x \in \mathbb{N}_0^d} V(x) \pi(x) \leq \frac{D}{C}$. Since $V(x) = e^{\|x\|_1}$, any moment of π is finite. \square

B. Stationary distribution

Theorem 3. *Assume $\kappa_{ij} = \kappa > 0$, $i, j = 1, \dots, d$, $i \neq j$, $\delta = \delta_1 = \dots = \delta_d > 0$, and $\lambda_i > 0$ for all i . Then, model (S1) has a unique stationary distribution $\alpha(\mathbf{a})$ expressed as in (S8), where $\nu(n)$ is a Poisson density with*

mean (S7), $\pi(\cdot|n)$ is given by the Dirichlet-multinomial distribution

$$\pi(\mathbf{a}|n) = \binom{n}{\mathbf{a}} \frac{\Gamma(\sum \alpha_i)}{\Gamma(n + \sum \alpha_i)} \prod_{i=1}^k \frac{\Gamma(a_i + \alpha_i)}{\Gamma(\alpha_i)} \quad (\text{S6})$$

and \mathbf{a} is any d -dimensional integer vector with $\|\mathbf{a}\|_1 = n$, and

$$\alpha_i = \frac{\delta \lambda_i}{\kappa \sum_{i=1}^d \lambda_i}.$$

Proof. Under the assumption of equal outflow rates ($\delta_i = \delta$ for all $i \in 1 \cdots d$), the process $X(t)$ that counts the molecules of each species is lumpable on the partition $\{E_n\}$, where $E_n = \{\mathbf{a} \in \mathbb{N}^2 : \sum_i a_i = n\}$.

The lumped process $\bar{X}(t) = \sum_i X_i(t)$ represents the total molecule count. It follows a birth and death process with Poisson stationary distribution $\nu(n)$ with intensity

$$\mu = \frac{\sum_i \lambda_i}{\delta}. \quad (\text{S7})$$

By conditioning on the value of the lumped process, the stationary distribution $\alpha(\mathbf{a})$ factorizes as

$$\alpha(\mathbf{a}) = \pi(\mathbf{a}|n)\nu(n), \quad (\text{S8})$$

and if $\kappa_{ij} = \kappa$, $i, j = 1, \dots, d$, $i \neq j$, $\pi(\mathbf{a}|n)$ solves the equation

$$R_n = L_{n-1} + L_n + L_{n+1}, \quad (\text{S9})$$

where

$$\begin{aligned} R_n &= \pi(\mathbf{a}|n) \left[\sum_{i=1}^d \lambda_i + \delta n + \sum_{i=1}^d \sum_{j \neq i} \kappa a_i a_j \right] \\ L_{n-1} &= \frac{\delta n}{\sum_{i=1}^d \lambda_i} \sum_{i=1}^n \pi(\mathbf{a} - \mathbf{e}_i | n-1) \lambda_i \\ L_n &= \sum_{i,j=1}^n \pi(\mathbf{a} - \mathbf{e}_i + \mathbf{e}_j | n) \kappa (a_i - 1)(a_j + 1) \\ L_{n+1} &= \frac{\sum_{i=1}^n \lambda_i}{(n+1)} \sum_{i=1}^n \pi(\mathbf{a} + \mathbf{e}_i | n+1) (a_i + 1), \end{aligned}$$

The proof now proceeds by showing that the ansatz $\pi(\cdot|n)$ specified by equation (S6) solves equation (S9). First we note that if the ansatz is true, then the following recurrence relations hold

$$\begin{aligned} \pi(\mathbf{a}|n) &= \frac{1}{n+1} \sum_i (a_i + 1) \pi(\mathbf{a} + \mathbf{e}_i | n+1) \\ \pi(\mathbf{a} - \mathbf{e}_i | n-1) &= \frac{a_i(n-1 + \sum \alpha_i)}{n(a_i - 1 + \alpha_i)} \pi(\mathbf{a}|n) \\ \pi(\mathbf{a} - \mathbf{e}_i + \mathbf{e}_j | n) &= \frac{a_i(a_j + \alpha_j)}{(a_j + 1)(a_i - 1 + \alpha_i)} \pi(\mathbf{a}|n) \end{aligned} \quad (\text{S10})$$

Applying (S10) and dividing by $\pi(\mathbf{a}|n)$ in (S9) ? we get

$$\begin{aligned} &\delta n + \sum_{i=1}^d \sum_{j \neq i} \kappa a_i a_j \\ &= \frac{\delta(n-1 + \sum \alpha_i)}{\sum_{i=1}^d \lambda_i} \sum_{i=1}^d \frac{\lambda_i a_i}{a_i - 1 + \alpha_i} \\ &\quad + \sum_{i=1}^d \sum_{j \neq i} \frac{\kappa a_i (a_i - 1)(a_j + \alpha_j)}{a_i - 1 + \alpha_i} \end{aligned} \quad (\text{S11})$$

By fixing $a_i = n$, the following condition is necessary

$$\begin{aligned} &\delta(n-1 + \alpha_i) \\ &= \delta(n-1 + \sum \alpha_i) \frac{\lambda_i}{\sum_{i=1}^d \lambda_i} + \kappa(n-1) \sum_{j \neq i} \alpha_j. \end{aligned} \quad (\text{S12})$$

If we further set $n = 1$ we get

$$\frac{\lambda_i}{\sum_{i=1}^d \lambda_i} = \frac{\alpha_i}{\sum \alpha_i}. \quad (\text{S13})$$

Moreover if we take equation (S12) and sum over all $i = 1, \dots, d$, we get

$$(d-1)\delta(n-1) + \delta \sum_{i=1}^d \alpha_i = \delta \sum_{i=1}^d \alpha_i + \kappa(n-1)(d-1) \sum_{i=1}^d \alpha_i,$$

which further implies

$$\sum \alpha_i = \frac{\delta}{\kappa}. \quad (\text{S14})$$

Together with equation (S13), this implies

$$\alpha_i = \frac{\delta \lambda_i}{\kappa \sum_{i=1}^d \lambda_i}. \quad (\text{S15})$$

Taking again equation (S11), we can further recast it into the following form

and, finally,

$$\begin{aligned}
\delta n &= - \sum_{i=1}^d \sum_{j \neq i} \kappa a_i a_j \\
&+ \frac{\delta(n-1 + \sum \alpha_i)}{\sum_{i=1}^d \lambda_i} \sum_{i=1}^d \frac{\lambda_i a_i}{a_i - 1 + \alpha_i} + \\
&+ \sum_{i=1}^d \sum_{j \neq i} \frac{\kappa a_i (a_i - 1 + \alpha_i)(a_j + \alpha_j)}{a_i - 1 + \alpha_i} \\
&- \sum_{i=1}^d \sum_{j \neq i} \frac{\kappa a_i \alpha_i (a_j + \alpha_j)}{a_i - 1 + \alpha_i} \\
&= \frac{\delta(n-1 + \sum \alpha_i)}{\sum_{i=1}^d \lambda_i} \sum_{i=1}^d \frac{\lambda_i a_i}{a_i - 1 + \alpha_i} + \\
&+ \sum_{i=1}^d \sum_{j \neq i} \kappa a_i \alpha_j - \sum_{i=1}^d \sum_{j \neq i} \frac{\kappa a_i \alpha_i (a_j + \alpha_j)}{a_i - 1 + \alpha_i} \\
&= \frac{\delta(n-1 + \sum \alpha_i)}{\sum_{i=1}^d \lambda_i} \sum_{i=1}^d \frac{\lambda_i a_i}{a_i - 1 + \alpha_i} + \\
&+ \sum_{i=1}^d \sum_{j=1}^d \kappa a_i \alpha_j - \sum_{i=1}^d \kappa a_i \alpha_i \\
&- \sum_{i=1}^d \sum_{j=1}^d \frac{\kappa a_i \alpha_i (a_j + \alpha_j)}{a_i - 1 + \alpha_i} + \sum_{i=1}^d \sum_i \frac{\kappa a_i \alpha_i (a_i + \alpha_i)}{a_i - 1 + \alpha_i}, \\
\delta n &= \frac{\delta(n-1 + \sum \alpha_i)}{\sum_{i=1}^d \lambda_i} \sum_{i=1}^d \frac{\lambda_i a_i}{a_i - 1 + \alpha_i} \\
&+ \sum_{i=1}^d \sum_{j=1}^d \kappa a_i \alpha_j - \sum_{i=1}^d \kappa a_i \alpha_i \\
&- (n + \sum \alpha_i) \sum_{i=1}^d \frac{\kappa a_i \alpha_i}{a_i - 1 + \alpha_i} \\
&+ \sum_{i=1}^d \sum_i \frac{\kappa a_i \alpha_i (a_i + \alpha_i)}{a_i - 1 + \alpha_i} \\
&= \frac{\delta(n-1 + \sum \alpha_i)}{\sum_{i=1}^d \lambda_i} \sum_{i=1}^d \frac{\lambda_i a_i}{a_i - 1 + \alpha_i} + \\
&+ \sum_{i=1}^d \sum_{j=1}^d \kappa a_i \alpha_j - \sum_{i=1}^d \kappa a_i \alpha_i \\
&- (n + \sum \alpha_i) \sum_{i=1}^d \frac{\kappa a_i \alpha_i}{a_i - 1 + \alpha_i} \\
&+ \sum_{i=1}^d \sum_i \frac{\kappa a_i \alpha_i (a_i + \alpha_i - 1)}{a_i - 1 + \alpha_i} \\
&- \sum_{i=1}^d \sum_i \frac{\kappa a_i \alpha_i}{a_i - 1 + \alpha_i}
\end{aligned}$$

$$\begin{aligned}
\delta n &= \frac{\delta(n-1 + \sum \alpha_i)}{\sum_{i=1}^d \lambda_i} \sum_{i=1}^d \frac{\lambda_i a_i}{a_i - 1 + \alpha_i} \\
&+ \sum_{i=1}^d \sum_{j=1}^d \kappa a_i \alpha_j - (n + \sum \alpha_i - 1) \sum_{i=1}^d \frac{\kappa a_i \alpha_i}{a_i - 1 + \alpha_i}
\end{aligned} \tag{S16}$$

Now, using (S14) and (S15) we have

$$\sum_{i=1}^d \kappa a_i \sum_{j=1}^d \alpha_j = n \delta$$

and

$$\frac{\delta}{\sum_{i=1}^d \lambda_i} \sum_{i=1}^d \frac{\lambda_i a_i}{a_i - 1 + \alpha_i} = \sum_{i=1}^d \frac{\kappa a_i \alpha_i}{a_i - 1 + \alpha_i},$$

making equation (S16) identically satisfied. \square

C. Back to the nd TK model

The following Togashi and Kaneko model

$$A_i + A_{(i+1)_d} \xrightarrow{\kappa} 2A_{(i+1)_d}, \quad i = 1, \dots, d, \tag{S17}$$

together with inflow and outflow reactions

$$A_i \xrightleftharpoons[\lambda]{\delta} \emptyset, \quad i = 1, \dots, d.$$

motivated our interest in autocatalytic networks. Theorem 2 guarantees that it is positive recurrence, but an explicit form of the stationary distribution cannot be derived by Theorem 3. Indeed, it is a special case of (S1), where some of the κ_{ij} are set to zero (those for which $j \neq (i+1)_d$) and the others are set to the same value κ . However, it is still possible to find the explicit expression in a very special case.

Theorem 4. Assume that $\kappa = \kappa_1 = \dots = \kappa_d \geq 0$ and $\delta = \delta_1 = \dots = \delta_d = \frac{d}{d-1} \kappa$ and $\lambda = \lambda_1 = \dots = \lambda_d > 0$. Then, model (S17) has a unique stationary distribution $\alpha(\mathbf{a})$ whose expression is (S8), where $\nu(n)$ is a Poisson distribution with mean (S7), and $\pi(\cdot|n)$ is given by a uniform distribution

$$\pi(\mathbf{a}|n) = \frac{n!(d-1)!}{(n+d-1)!} \tag{S18}$$

on the simplex $\{\mathbf{a} \in [0 \dots n]^d : \|\mathbf{a}\|_1 = n\}$.

Proof. We first rewrite equation (S9), where the κ_{ij} are set to zero for all $j \neq (i+1)_d$ and to a constant value κ otherwise. We get the condition

$$R_n = L_{n-1} + L_n + L_{n+1}, \tag{S19}$$

where

$$\begin{aligned}
R_n &= \pi(\mathbf{a}|n) \left[\sum_{i=1}^d \lambda_i + \delta n + \sum_{i=1}^d \kappa a_i a_{(i+1)_d} \right] \\
L_{n-1} &= \frac{\delta n}{\sum_{i=1}^d \lambda_i} \sum_{i=1}^n \pi(\mathbf{a} - \mathbf{e}_i | n-1) \lambda_i \\
L_n &= \sum_{i=1}^n \pi(\mathbf{a} - \mathbf{e}_i + \mathbf{e}_{(i+1)_d} | n) \kappa (a_i - 1) (a_{(i+1)_d} + 1) \\
L_{n+1} &= \frac{\sum_{i=1}^n \lambda_i}{(n+1)} \sum_{i=1}^n \pi(\mathbf{a} + \mathbf{e}_i | n+1) (a_i + 1).
\end{aligned}$$

We now notice that if the uniform ansatz is true, the following recurrence relations also hold

$$\begin{aligned}
\pi(\mathbf{a} + \mathbf{e}_i | n+1) &= \frac{n+1}{n+d} \pi(\mathbf{a}|n) \\
\pi(\mathbf{a} - \mathbf{e}_i | n-1) &= \frac{n+d-1}{n} \pi(\mathbf{a}|n)
\end{aligned}$$

Plugging the ansatz (S18) and these recurrence relations in (S19) we get that equation (S19) holds if and only if

$$\delta n + \sum_{i=1}^d \kappa a_i a_{(i+1)_d} = \delta(n+d-1) + \sum_{i=1}^d \kappa (a_i - 1) (a_{(i+1)_d} + 1)$$

which simplifies to

$$0 = \delta(d-1) - \kappa d.$$

Such a condition is identically satisfied under the hypothesis of the theorem which guarantees

$$\kappa = \frac{d-1}{d} \delta.$$

□

- [1] S. P. Meyn and R. L. Tweedie, Stability of Markovian Processes III : Foster-Lyapunov Criteria for Continuous-Time Processes, *Advances in Applied Probability* **25**, 518 (1993).
- [2] S. P. Meyn and R. L. Tweedie, Stability of markovian processes ii: Continuous-time processes and sampled chains, *Advances in Applied Probability* **25**, 487 (1993).

- [3] J. Norris, *Markov Chains* (Cambridge University Press, 1997).
- [4] B. Oksendal, *Stochastic differential equations: an introduction with applications* (Springer Science & Business Media, 2013).