

A Mass-transfer Particle-tracking Method for Simulating Transport with Discontinuous Diffusion Coefficients[☆]

Michael J. Schmidt¹, Nicholas B. Engdahl³, Stephen D. Pankavich², Diogo Bolster¹

Abstract

The problem of a spatially discontinuous diffusion coefficient ($D(\mathbf{x})$) is one that may be encountered in hydrogeologic systems due to natural geological features or as a consequence of numerical discretization of flow properties. To date, mass-transfer particle-tracking (MTPT) methods, a family of Lagrangian methods in which diffusion is jointly simulated by random walk and diffusive mass transfers, have been unable to solve this problem. This manuscript presents a new mass-transfer (MT) algorithm that enables MTPT methods to accurately solve the problem of discontinuous $D(\mathbf{x})$. To achieve this, we derive a semi-analytical solution to the discontinuous $D(\mathbf{x})$ problem by employing a predictor-corrector approach, and we use this semi-analytical solution as the weighting function in a reformulated MT algorithm. This semi-analytical solution is generalized for cases with multiple 1D interfaces as well as for 2D cases, including a 2×2 tiling of 4 subdomains that corresponds to a numerically-generated diffusion field. The solutions generated by this new mass-transfer algorithm closely agree with an analytical 1D solution or, in more complicated cases, trusted numerical results, demonstrating the success of our proposed approach.

Keywords: Lagrangian Modeling, Particle Methods, Mass-transfer particle-tracking, Imperfect Mixing, Diffusion-reaction Equation, Composite Porous Media, Discontinuous Diffusion Coefficients

[☆]This work was partially supported by the US Army Research Office under Contract/Grant number W911NF-18-1-0338; the National Science Foundation under awards EAR-1417145 and DMS-1614586; and the DOE Office of Science under award de-sc0019123.

Email addresses: mschmi23@nd.edu (Michael J. Schmidt), nick.engdahl@wsu.edu (Nicholas B. Engdahl), pankavic@mines.edu (Stephen D. Pankavich), bolster@nd.edu (Diogo Bolster)

¹Department of Civil and Environmental Engineering and Earth Sciences, University of Notre Dame, Notre Dame, IN, 46556, USA

²Department of Applied Mathematics and Statistics, Colorado School of Mines, Golden, CO, 80401, USA

³Department of Civil and Environmental Engineering, Washington State University, Pullman, WA, 99164, USA

1. Introduction

Simulating diffusive transport under the condition of a spatially discontinuous diffusion coefficient is a challenging problem that is frequently encountered in hydrogeological contexts [1–5]. Physically, this can occur wherever there is an abrupt change in the material properties of a medium, like the sharp interfaces between different depositional units. Sharp discontinuities can also be seen in, for example: fractured or composite media, local compaction zones, or at the interface between a saturated and unsaturated zone. From a numerical perspective, any non-constant hydraulic conductivity field that is discretized will generate a diffusion/dispersion field containing numerous discontinuities. Interpolation or averaging methods have been used in the past to smooth these discontinuities, and these can be effective as long as the differences in magnitude of the parameter(s) across the interface is small. However, when the difference in diffusion coefficients between cells, or regions of a domain, becomes more significant, the simplest versions of these methods can fail, and overcoming this challenge requires a more nuanced approach.

Random-walk particle-tracking (RWPT) methods are a class of stochastic Lagrangian (mesh-free or gridless) methods that are commonly used to simulate advective-diffusive transport. These methods were originally formulated in the context of conservative (non-chemically reactive) transport or cases of simple, linear reactions, such as sorbing solutes or first-order decay [6, 7]. They are popular because they introduce no numerical diffusion into the simulation of the advection (hyperbolic) operator, and they also escape the burden imposed by restrictive stability conditions in Eulerian (grid-based) methods, resulting in lower run times than corresponding Eulerian methods [8]. Further, because RWPT is a stochastic algorithm, statistics of concentrations can be readily generated instead of expected values (point estimates). In this context, the problem of discontinuous diffusion coefficients has received much attention, resulting in various methods for overcoming the difficulties of simulating such a system [e.g., 1–6, 9–11], each with their own merits and drawbacks.

One of the major advantages of classical RWPT is its speed, due to the fact that every particle is completely independent of its neighbors. However, this also means that complex reactions cannot be simulated since particle interactions are not allowed. Recent developments in the field of RWPT have enabled methods to simulate complex and nonlinear chemical reactions in the presence of transport using either collision-based reactions between particles of opposite species [12–17], or by treating individual particles as reaction volumes that communicate via diffusive mass transfers [18]. The latter, referred to as mass-transfer particle-tracking (MTPT) algorithms, offer the increased flexibility of being able to model arbitrarily complex chemical reactions at relatively low computational cost [19, 20], including generalized “reactions” such as the aging of water parcels [21]. The mass-transfer (MT) portion of these MTPT methods has been demonstrated to solve the diffusion equation to $\mathcal{O}(\Delta t)$ [22] and exhibit superlinear convergence as particle numbers grow large [23]. Additionally, a method for parallelizing the MTPT method via domain decomposition has

recently been developed and achieves linear speedup up to hundreds of computational cores/subdomains [24]. MTPPT methods have also been shown to be related to smoothed-particle hydrodynamics (SPH) methods [e.g., 25–28] under specific modeling choices, including the use of a Gaussian spatial kernel [29]. Despite these advances, past work on MTPPT methods has neither addressed the impact of a discrete parameter field on the mass transfer operations nor accounted for the possible errors that may be incurred.

All previously-mentioned random-walk methods may be employed for diffusion coefficients with spatial discontinuities because they are capable of simulating small-scale mixing and non-mixed spreading of solute separately [30]. In other words, spreading may be simulated by a random walk and mixing as a mass transfer. However, accuracy of the mass-transfer step is only preserved for a smoothly varying field (i.e., one in which interpolation may be reasonably performed), and the current MTPPT schemes incur error when there is a sharp discontinuity. This is similar to the problems identified by [2] for classical RWPT. MTPPT has clear applications for highly accurate simulations of mixing-limited reactive transport, but this issue undermines its accuracy. Thus, the purpose of the current paper is to address this deficiency and ensure that MTPPT methods remain accurate even in such a case.

In Section 2, we outline the specific mathematical problem on which we will focus, and introduce the methods used to solve the problem in Section 3. In Section 3.1, we provide a brief overview of RWPT methods and discuss how the problem of discontinuous diffusion coefficients is typically handled, with specific focus on a particular predictor-corrector technique [2] that we extend to MTPPT. In Section 3.2, we outline our approach to solving the discontinuous diffusion coefficient problem with an MTPPT method by employing an alternative mass-transfer kernel. Section 4 is devoted to discussing the results of applying the new MTPPT method. Finally, Section 5 presents the conclusions drawn from our work.

2. Analytic model

We consider a chemically-conservative, single species, purely diffusive system that may be described by the (heterogeneous) diffusion equation

$$\frac{\partial C}{\partial t} = \nabla \cdot (D(\mathbf{x}) \nabla C), \quad \mathbf{x} \in \Omega \subseteq \mathbb{R}^d, \quad t > 0, \quad (1)$$

where $C(t, \mathbf{x})$ [mol L^{-d}] is the concentration of the single species, $D(\mathbf{x})$ [L² T⁻¹] is the scalar diffusion coefficient, which, for our purposes, may be a function of space. For this work, we concern ourselves with the condition where D may be discontinuous. This case leads to infinite spatial derivatives at all discontinuities, so the question is how best to numerically evaluate the $\nabla \cdot D$ term within the chosen method to minimize artifacts of the discontinuity. The discontinuity we use for this study is created by partitioning the domain, Ω , into N_Ω subdomains such that $\Omega = \Omega_1 \cup \Omega_2 \cup \dots \cup \Omega_{N_\Omega}$, where each subdomain has its

own constant-valued diffusion coefficient, D_i , $i = 1, \dots, N_\Omega$, and the interface between subdomains i and j is denoted γ_{ij} .

3. Computational methods

3.1. Random-walk particle-tracking Method

The classical Lagrangian method for simulating the system of interest is standard random-walk particle-tracking (RWPT) [6, 31]. In these methods, masses are divided among particles that simulate diffusion via the Langevin equation (formulated for homogeneous D)

$$\mathbf{X}_i(t + \Delta t) = \mathbf{X}_i(t) + \boldsymbol{\xi}_i \sqrt{2D\Delta t}, \quad (2)$$

where $\mathbf{X}_i(t)$ is the position of particle i at time t , Δt is the chosen simulated timestep, and $\boldsymbol{\xi}_i$ is a d -dimensional vector of random numbers drawn from a standard normal, $\mathcal{N}(0, 1)$, distribution. In this basic form, RWPT methods are unable to simulate the problem of discontinuous diffusion coefficients ($D(\mathbf{x})$), described in Section 2. Conceptually, the problem is that, during the course of a single-step random walk, a particle may “see” diffusion at the rates on both sides of the discontinuity in $D(\mathbf{x})$; however, there are well-documented strategies for overcoming this. The first general group of strategies are reflection methods [1, 3, 4, 9], which may include a nonlinearly decomposed time step [10], interpolation methods [11], or a combination thereof [6]. A selection of these are reviewed and compared in [32]. Another recent approach [5] employs negative-mass particles in a partial reflection scheme, so as to keep the total mass in a system constant and maintain particle independence.

To demonstrate how discontinuous $D(\mathbf{x})$ is handled with RWPT, and because we later use this method to generate reference solutions, we briefly discuss the work of *Labolle et al.* [2]. We consider this method because it bears resemblance to the algorithm we present in Section 3.2. Also, it is relatively simple to implement, and the extension to greater than one spatial dimension is straightforward, unlike some other approaches. This method may be thought of as a predictor-corrector approach, and is formulated as

$$\boldsymbol{\mathcal{X}}_i = \mathbf{X}_i(t) + \boldsymbol{\xi}_i \sqrt{2D(\mathbf{X}_i)\Delta t}. \quad (3)$$

$$\mathbf{X}_i(t + \Delta t) = \mathbf{X}_i(t) + \boldsymbol{\xi}_i \sqrt{2D(\boldsymbol{\mathcal{X}}_i)\Delta t}, \quad (4)$$

In words, a “predictor” random walk is first taken from $\mathbf{X}_i(t)$ to $\boldsymbol{\mathcal{X}}_i$ in (3) to determine the diffusion coefficient that is then used in the “corrected” random walk from $\mathbf{X}_i(t)$ to $\mathbf{X}_i(t + \Delta t)$ in (4). A subtle but important point is that the same random number, $\boldsymbol{\xi}_i$ must be used in (4) that was generated for (3).

3.2. Mass-transfer particle-tracking method

Another family of Lagrangian methods that has gained attention recently are the mass-transfer particle-tracking (MTPT) methods, which are the focus of

this work. [18–20, 22, 23]. These methods are quite similar to RWPT methods in that diffusion is typically still simulated, in part, by random walks. However, the important distinction is that particle masses are no longer fixed and can be transferred among particles according to an algorithm that also simulates diffusion. The MT algorithm may be given as

$$m_i(t + \Delta t) = m_i(t) + \sum_{j=1}^N \beta_{ij} \mathcal{W}_{ij} [m_j(t) - m_i(t)], \quad (5)$$

where $m_i(t)$ is the mass carried by particle i at time t , N is the number of particles, and

$$\mathcal{W}_{ij} := \frac{W(\mathbf{X}_i, \mathbf{X}_j; h)}{\rho_{ij}}. \quad (6)$$

Note that this formulation is equivalent to choosing $\beta = 1$, in the context of [29]. Above, W is a Gaussian weighting function that determines the amount of mass transferred from particle j to particle i (or vice-versa because W , in this case, is symmetric with respect to \mathbf{X}_i and \mathbf{X}_j) and ρ_{ij} is a normalizing constant that ensures conservation of mass. We specify here that this normalization would not be required in the limiting, infinite-particle case, but for any finite number of particles, N samples from the weighting function W (which is necessarily a density) will not sum to unity and thus not conserve mass. As such, we normalize our discretized density according to (6).

In the case of isotropic diffusion, we have

$$W(\mathbf{X}_i, \mathbf{X}_j; (D_i + D_j)\Delta t) = (2\pi(D_i + D_j)\Delta t)^{-d/2} \exp \left[-\frac{\|\mathbf{X}_j - \mathbf{X}_i\|^2}{2(D_i + D_j)\Delta t} \right], \quad (7)$$

where $d = 1, 2, 3$, is the number of spatial dimensions, and $D_k := D(\mathbf{X}_k)$. The matrix-vector form of (5) is written as

$$\mathbf{m}(t + \Delta t) = \mathbf{T}\mathbf{m}(t), \quad (8)$$

in which

$$\mathbf{T} := \mathbf{I} + \mathbf{W} - \text{diag}(\mathbf{W}\mathbf{1}), \quad (9)$$

where \mathbf{I} is the $N \times N$ identity matrix, $\mathbf{1}$ is an $N \times 1$ vector of ones, and $\text{diag}(\mathbf{x})$ is a square matrix with the entries of vector \mathbf{x} on its main diagonal. A popular choice for ρ_{ij} that results in symmetric \mathbf{W} (and thus conservation of mass by the operator \mathbf{T}) is

$$\rho_{ij} := \frac{[\mathbf{W}\mathbf{1}]_i + [\mathbf{1}^T \mathbf{W}]_j}{2}, \quad (10)$$

or, in words, ρ_{ij} is the arithmetic mean of the sums of row i and column j .

We see in the formulation outlined above that (7) is the analytical solution to the diffusion equation over the interval $[0, \Delta t]$ as a function of position \mathbf{X}_j , given a unit point source located at \mathbf{X}_i (or vice-versa, with respect to \mathbf{X}_i and \mathbf{X}_j). This formulation employs an arithmetic average of the diffusion coeffi-

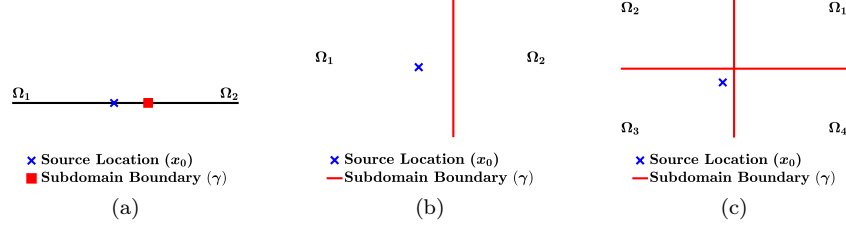


Figure 1: Conceptual figures for the discontinuous diffusion coefficient problems we consider. (a) 1D problem with 2 subdomains, Ω_1 and Ω_2 , with respective diffusion coefficients D_1 and D_2 . The subdomains are split by the point $x = \gamma$, and the point-source initial condition is located at the point $x = \gamma$. (b) 2D problem with 2 subdomains, Ω_1 and Ω_2 , with respective diffusion coefficients D_1 and D_2 . The subdomains are split by the line $x = \gamma$, and the point-source initial condition is located at the point $\mathbf{x} = (x_0, y_0)$. (c) 2D problem with 4 subdomains, $\Omega_1, \Omega_2, \Omega_3, \Omega_4$, with respective diffusion coefficients D_1, D_2, D_3, D_4 . The subdomains are split by the lines $x = \gamma_x$ and $y = \gamma_y$ and the point-source initial condition is located at the point $\mathbf{x} = (x_0, y_0)$.

cients at particle locations \mathbf{X}_i and \mathbf{X}_j (or, equivalently, linearly interpolates the diffusion coefficients between these two points and chooses the value located at the midpoint). However, as discussed in [6], this linear interpolation fails in the case of discontinuous diffusion coefficients without the inclusion of some sort of reflection scheme to account for the infinite divergence in D at the interface. Put simply, this method only yields favorable results when $D(\mathbf{x})$ can be reasonably approximated with a linear fit over distances on the order of $\ell := \sqrt{(D_i + D_j)\Delta t}$, and clearly a linear approximation of an infinitely steep gradient will not suffice. As such, it would seem that we need a more flexible functional form for our weighting function W , and the best possible choice would be the analytical solution to the diffusion equation that accounts for discontinuities in $D(\mathbf{x})$.

3.2.1. Analytical solution for mass-transfer weight function

Carslaw and Jaeger [33] present a relatively simple solution in 1D for the problem of two subdomains. We generalize that solution here for an instantaneous pulse of unit concentration at location $x = x_0 \in (-\infty, \infty)$ and time $t = 0$ (i.e., $C(t = 0, x) = \delta(x - x_0)$). More specifically, for a chosen $\gamma \in (-\infty, \infty)$ we define the subdomains to be $\Omega_1 = (-\infty, \gamma]$ and $\Omega_2 = (\gamma, \infty)$, each with constant diffusion coefficients D_1 and D_2 , respectively. See Figure 1(a) for a conceptual depiction of this system. If $x_0 \geq \gamma$, we have

$$C_A(t, x) = C_1(t, x; D_1, D_2)I_{\Omega_1}(x) + C_2(t, x; D_1, D_2)I_{\Omega_2}(x), \quad (11)$$

where $I_A(z)$ is the indicator function on the set A , such that

$$I_A(z) := \begin{cases} 1, & z \in A \\ 0, & z \notin A \end{cases}, \quad (12)$$

and

$$C_1(t, x; D_1, D_2) = \frac{D_2 D_1 (\pi D_1 D_2 t)^{-1/2}}{(D_2 \sqrt{D_1} + D_1 \sqrt{D_2})} \exp \frac{-\left|x - \gamma - (x_0 - \gamma) \sqrt{D_1/D_2}\right|^2}{4D_1 t}, \quad (13)$$

$$C_2(t, x; D_1, D_2) = \frac{1}{2\sqrt{\pi D_2 t}} \exp \frac{-|x - x_0|^2}{4D_2 t} + \frac{D_2 \sqrt{D_1} - D_1 \sqrt{D_2}}{2(D_2 \sqrt{D_1} + D_1 \sqrt{D_2}) \sqrt{\pi D_2 t}} \exp \frac{-|x + x_0 - 2\gamma|^2}{4D_2 t}, \quad (14)$$

and if $x_0 < \gamma$, the complementary solution is

$$\hat{C}_A(t, x) = C_2(t, x; D_2, D_1) I_{\Omega_1}(x) + C_1(t, x; D_2, D_1) I_{\Omega_2}(x). \quad (15)$$

For the sake of compact notation, we may combine (11) and (15) into

$$W_A(t, x) := \hat{C}_A(t, x; x_0) I_{\Omega_1}(x_0) + C_A(t, x; x_0) I_{\Omega_2}(x_0). \quad (16)$$

We note that the solution given in (16) is not symmetric with respect to x and x_0 (this is seen most clearly in the numerator of the exponential term in (13)); however, in application and due to the sharp decay in the exponential, (16) is typically symmetric to the order of machine precision. As our objective is to eliminate errors, including those from a lack of symmetry, we alter the mass-transfer algorithm given in (5) such that

$$m_i(t + \Delta t) = m_i(t) + \sum_{j=1}^N \mathcal{W}_{ij} m_j(t) - \sum_{j=1}^N \mathcal{W}_{ji} m_i(t), \quad (17)$$

in which the mass of particle i at time $t + \Delta t$ is its mass at time t plus the sum of all the incoming mass-transfers, minus the sum of all outgoing mass-transfers. Also, because $\mathcal{W}_{ij} \neq \mathcal{W}_{ji}$, we now strictly define \mathcal{W}_{ij} to be the normalized weight for the mass transfer from particle j to particle i (the converse is no longer true). Equation (17) may be rewritten in an analogous form to (8), with

$$\mathbf{T} := \mathbf{I} + \mathbf{W} - \text{diag}(\mathbf{1}^T \mathbf{W}). \quad (18)$$

If we use (16) as our weighting function in (18), again employing the symmetric normalization given in (10) to form \mathbf{W} (because \mathbf{W} is almost certainly symmetric to machine precision), then we obtain a mass-transfer method that generates very little error in simulating this system. The algorithm for conducting a single mass transfer (within a timestep of length Δt) according to this method is given in Algorithm 1, in which `WtFunction()` is defined to be (16).

A major drawback of this method is that we must possess an analytic solution to the system of interest. Granted, for small Δt , this solution is still relatively flexible; for example, we can still use this solution in the case of a 1D domain

Algorithm 1: Mass-transfer Algorithm for Non-symmetric Weighting Function

Input: Particle positions, $X = \mathbf{X}(t)$, and particle masses $m = \mathbf{m}(t)$.
Output: Updated particle masses, $m = \mathbf{m}(t + \Delta t)$.

```

1 for  $i = 1$  to  $N$  do
2   for  $j = 1$  to  $N$  do
3      $W(i, j) = \text{WtFunction}(x_0 = X(j), x = X(i), \gamma, D_1, D_2, \Delta t)$ 
4   end
5 end
6
7 for  $i = 1$  to  $N$  do
8   for  $j = 1$  to  $N$  do
9      $W(i, j) = W(i, j) / (\text{Sum}(W(i, :)) + \text{Sum}(W(:, j)) / 2)$ 
10  end
11 end
12
13 for  $i = 1$  to  $N$  do
14   for  $j = 1$  to  $N$  do
15      $T(i, j) = 1 + W(i, j) - \text{Sum}(W(:, i))$ 
16   end
17 end
18
19  $m = \text{matMul}(T, m)$ 

```

▷ Build weight matrix
 ▷ Normalize weight matrix
 ▷ Build transfer matrix
 ▷ i^{th} column sum
 ▷ Conduct mass transfers

with three subdomains (considered in Section 4), provided that the magnitude of diffusion in the center domain is low enough that mass-transfers do not “see” two subdomain boundaries at the same time. Calculating an analytical solution is a non-trivial enterprise in spatial dimensions greater than one, particularly if we have a more complicated interface (for instance a 2×2 tiling of 4 subdomains in 2D, which we consider in Section 4). In fact, even for the relatively “simple” 2D problem of two half-planes, split by the line $x = \gamma$ (as considered in Section 4.2), the analytical solution is quite complex and likely infeasible as a mass-transfer kernel [see 34]. As such, we seek a semi-analytical solution to the discontinuous $D(\mathbf{x})$ problem, valid for small Δt , that will be flexible enough that it may be applied, by extension, to higher-dimensional problems. We discuss this approach in the following section.

3.2.2. Semi-analytical solution for mass-transfer weight function

In order to formulate our semi-analytical solution to the problem of a discontinuous diffusion coefficient, we take a predictor-corrector approach, much like that described in Section 3.1 [2]. We consider the same 1D problem setup outlined in Section 3.2.1; however, for $x_0 \geq \gamma$, our semi-analytical solution shall

have the form

$$C_S(t, x) = C_r(x; D_1, \Delta t)I_{(-\infty, x_c]}(x) + C_k(x; D_2, \Delta t)I_{\Omega_2}(x), \quad (19)$$

where the subscript k stands for “keep” because this represents the amount of solute that is kept in the domain where it started (and is distributed according to a diffusion coefficient of D_2), and the subscript r stands for “redistribute” because this represents the mass that is redistributed according to a diffusion coefficient of D_1 , and x_c is some “corrected” x -value that alters the support of the C_r solution so that (19) conserves mass. Also, we make the distinction that C_k and C_r are parameterized by the necessarily small time step, Δt , rather than being functions of t , because this solution is only valid for short time. In (19), we define

$$C_k(x; D_2, \Delta t) := \frac{1}{\sqrt{4\pi D_2 \Delta t}} \exp \left[-\frac{|x - x_0|^2}{4D_2 \Delta t} \right], \quad (20)$$

$$C_r(x; D_1, \Delta t) := \frac{1}{\sqrt{4\pi D_1 \Delta t}} \exp \left[-\frac{|x - x_0|^2}{4D_1 \Delta t} \right]. \quad (21)$$

Integrating each of these expressions over their respective support, in order to compute the total mass in each branch of the total solution, gives

$$m_k = \int_{\gamma}^{\infty} C_k(x) dx = \frac{1}{2} \left[1 - \operatorname{erf} \left(\frac{\gamma - x_0}{\sqrt{4D_2 \Delta t}} \right) \right], \quad (22)$$

$$m_r = \int_{-\infty}^{x_c} C_r(x) dx = \frac{1}{2} \left[1 - \operatorname{erf} \left(\frac{x_0 - x_c}{\sqrt{4D_1 \Delta t}} \right) \right], \quad (23)$$

where $\operatorname{erf}(\cdot)$ is the error function. Setting $m_{\text{total}} = 1 = m_k + m_r$ and solving for x_c yields

$$x_c = x_0 - (x_0 - \gamma) \sqrt{\frac{D_1}{D_2}}, \quad (24)$$

and we may repeat the calculations above for $x_0 < \gamma$, with the solution

$$\widehat{C}_S(t, x) = C_k(x; D_1, \Delta t)I_{\Omega_1}(x) + C_r(x; D_2, \Delta t)I_{(x_c, \infty)}(x), \quad (25)$$

to find

$$x_c = x_0 - (x_0 - \gamma) \sqrt{\frac{D_2}{D_1}}. \quad (26)$$

As in Section 3.2.1, we may combine (19) and (25) into one general solution, namely

$$W_S(t, x) := \widehat{C}_S(\Delta t, x; x_0)I_{\Omega_1}(x) + C_S(\Delta t, x; x_0)I_{\Omega_2}(x). \quad (27)$$

Unfortunately, if we use W_S as the `WtFunction()` in Algorithm (1), we obtain solutions that display a troubling amount of oscillation near the subdomain boundary (see Figure 2). This is because we no longer have a symmetric weight

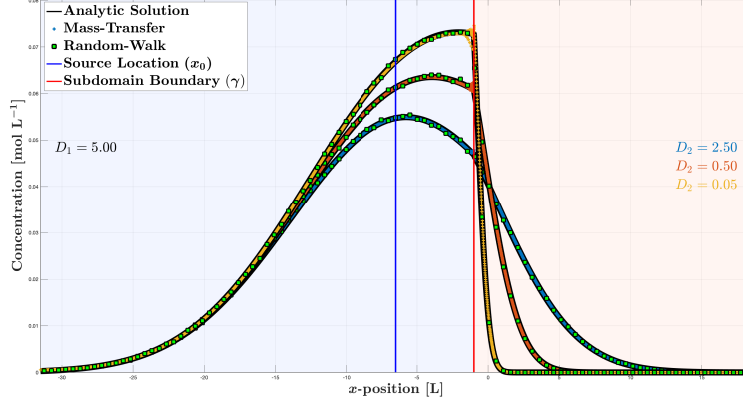


Figure 2: 1D purely-diffusive simulation for two subdomains with diffusion coefficients D_1 and D_2 (shown for 3 different values of D_2). The MTPPT method employs the semi-analytical solution given in (27) using Algorithm 1, and is compared to the predictor-corrector RWPT method of [2] and the analytical solution given in Section 3.2.1. Results are shown for a simulation with 5000 MT particles, 10^6 RW particles, $\Delta t = 10^{-2}$, and total simulation time $T = 6$. All dimensioned quantities are unitless. Note the oscillation that occurs near the subdomain boundary ($x = \gamma$).

matrix (even numerically), due to W_S lacking symmetry with respect to x and x_0 , and, as a result, it also no longer makes sense to apply the symmetric normalization given in (10). In order for the mass-transfer method to both conserve mass and generate solutions with low error, we must make the following changes:

1. We normalize the weight matrix and form $\widehat{\mathbf{W}}$ by employing the Sinkhorn-Knopp (SK) algorithm [35], a computationally-efficient iterative method for obtaining a doubly-stochastic matrix that is mathematically equivalent to alternately normalizing the rows and the columns of a matrix to sum to unity. In order to conserve mass, the columns must be normalized last and must sum to unity with high precision. We find that for all of the cases we considered, 1000 iterations produced satisfactory results.
2. We employ a weight matrix that is the transpose of that used in Algorithm 1; i.e.,

$$\widehat{W}_{ij} := W_S(\Delta t, x = X_j; x_0 = X_i).$$

To contrast, note that if we use (27) in Algorithm 1, we have

$$W_{ij} := W_S(\Delta t, x = X_i; x_0 = X_j).$$

This is done purely for numerical convenience, as applying the SK algorithm to $\widehat{\mathbf{W}}$ converges more reliably to the desired stochastic matrix $\widehat{\mathbf{W}}$ than applying SK to \mathbf{W} . In fact, starting with \mathbf{W} leads to solutions that display a “kink” near the boundary, and much greater resolution in both time and space is required to generate acceptable solutions.

Algorithm 2: Modified Mass-transfer Algorithm for Semi-analytical Weighting Function

Input: Particle positions, $X = \mathbf{X}(t)$, and particle masses $m = \mathbf{m}(t)$.
Output: Updated particle masses, $m = \mathbf{m}(t + \Delta t)$.

```

1 for  $i = 1$  to  $N$  do
2   for  $j = 1$  to  $N$  do
3      $W(i, j) = \text{WtFunction}(x_0 = X(i), x = X(j), \gamma, D_1, D_2, \Delta t)$ 
4   end
5 end
6 for  $i = 1$  to  $normCount$  do
7    $W = \text{rowNormalize}(W)$ 
8    $W = \text{colNormalize}(W)$ 
9 end
10  $m = \text{matMul}(W, m)$ 

```

▷ Build weight matrix

▷ Normalize weight matrix

▷ Normalize the rows of W

▷ Normalize the columns of W

▷ Conduct mass transfers

Written in the sum form of (5) and (17), after normalizing \widehat{W} via SK to form $\widehat{\mathcal{W}}$, the above amounts to

$$\begin{aligned}
m_i(t + \Delta t) &= m_i(t) + \sum_{j=1}^N \widehat{W}_{ij} m_j(t) - \sum_{j=1}^N \widehat{W}_{ji} m_i(t) \\
&= m_i(t) + \sum_{j=1}^N \widehat{W}_{ij} m_j(t) - m_i(t) \sum_{j=1}^N \widehat{W}_{ji} \quad (28) \\
&= \sum_{j=1}^N \widehat{W}_{ij} m_j(t),
\end{aligned}$$

or in matrix-vector form we have

$$\mathbf{m}(t + \Delta t) = \widehat{\mathcal{W}} \mathbf{m}(t). \quad (29)$$

The algorithm for conducting mass-transfers (within a timestep of length Δt), according to this modified method is presented in pseudocode in Algorithm 2, in which `WtFunction()` is defined to be (27).

We note that the normalization, conducted at lines 6-9 in Algorithm 2, is not strictly the SK algorithm, but is instead meant to be demonstrative, rather than computationally efficient.

3.2.2.1 Extension to 2D

A major advantage of our semi-analytical solution is that it is straightforward to extend to 2D by applying the same strategy as used in 1D. Let us first consider the case of 2 subdomains that are split by the line $x = \gamma$, $\Omega_1 = \{(-\infty, \gamma] \times \mathbb{R}\}$ and $\Omega_2 = \{(\gamma, \infty) \times \mathbb{R}\}$ with respective constant diffusion coefficients D_1, D_2 . The initial condition is again the instantaneous point source $C(t = 0, \mathbf{x}) = \delta(\mathbf{x} - \mathbf{x}_0)$, and $\mathbf{x}_0 = (x_0, y_0)$. See Figure 1(b) for a conceptual depiction of this system. In this case, our general solution is nearly identical to the 1D case, namely

$$W_S(t, \mathbf{x}) := \widehat{C}_S(\Delta t, \mathbf{x}; \mathbf{x}_0)I_{\Omega_1}(\mathbf{x}_0) + C_S(\Delta t, \mathbf{x}; \mathbf{x}_0)I_{\Omega_2}(\mathbf{x}_0), \quad (30)$$

where C_S and \widehat{C}_S are the same as in (19) and (25), and the form of C_k and C_r are merely altered to contain 2D Gaussian functions; i.e.,

$$C_i^{2D}(\mathbf{x}; \mathcal{D}, \Delta t) := \frac{1}{4\pi\mathcal{D}\Delta t} \exp\left[-\frac{\|\mathbf{x} - \mathbf{x}_0\|^2}{4\mathcal{D}\Delta t}\right], \quad i = k, r, \quad \mathcal{D} = D_1, D_2. \quad (31)$$

The extension to a more complicated subdomain interface is also straightforward. In this case, we consider a 2×2 tiling of 4 subdomains in 2D, and this condition captures the challenges presented by a highly heterogeneous diffusion (velocity) field that is discretized on a grid, perhaps generated by a finite-difference method. Specifically, the challenge is that mass originating in a given quadrant can end up in any or all of the three neighboring quadrants, with the most complicated path being the diagonal one across the origin. For this problem the full domain Ω is split along the lines $x = \gamma_x$ and $y = \gamma_y$. Thus, we have $\Omega_1 = \{(\gamma_x, \infty] \times (\gamma_y, \infty)\}$, $\Omega_2 = \{(-\infty, \gamma_x] \times (\gamma_y, \infty)\}$, $\Omega_3 = \{(-\infty, \gamma_x] \times (-\infty, \gamma_y]\}$, $\Omega_4 = \{(\gamma_x, \infty) \times (-\infty, \gamma_y]\}$ with respective constant diffusion coefficients D_1, D_2, D_3, D_4 . Once again, the initial condition has the form $C(t = 0, \mathbf{x}) = \delta(\mathbf{x} - \mathbf{x}_0)$, with $\mathbf{x}_0 = (x_0, y_0)$. See Figure 1(c) for a conceptual depiction of this system. The general solution may be written

$$W_S(t, \mathbf{x}) := C_S^1(\Delta t, \mathbf{x}; \mathbf{x}_0)I_{\Omega_1}(\mathbf{x}_0) + C_S^2(\Delta t, \mathbf{x}; \mathbf{x}_0)I_{\Omega_2}(\mathbf{x}_0) + C_S^3(\Delta t, \mathbf{x}; \mathbf{x}_0)I_{\Omega_3}(\mathbf{x}_0) + C_S^4(\Delta t, \mathbf{x}; \mathbf{x}_0)I_{\Omega_4}(\mathbf{x}_0). \quad (32)$$

Above, the portion of the solution corresponding to $\mathbf{x}_0 \in \Omega_1$ is composed of the sum of four local solutions with the form of (31), namely

$$\begin{aligned} C_S^1(t, \mathbf{x}) := & C_k^{2D}(\mathbf{x}; D_1, \Delta t)I_{\Omega_1}(\mathbf{x}) + \\ & C_r^{2D}(\mathbf{x}; D_2, \Delta t)I_{(-\infty, x_c^{12}] \times (\gamma_y, \infty)}(\mathbf{x}) + \\ & C_r^{2D}(\mathbf{x}; D_3, \Delta t)I_{(-\infty, x_c^{13}) \times (-\infty, y_c^{13})}(\mathbf{x}) + \\ & C_r^{2D}(\mathbf{x}; D_4, \Delta t)I_{(\gamma_x, \infty) \times (-\infty, y_c^{14})}(\mathbf{x}), \end{aligned} \quad (33)$$

where x_c^{ij} and y_c^{ij} are the x and/or y corrections for the mass-transfers from subdomain Ω_i to Ω_j and are calculated so as to ensure conservation of mass.

Similar to the 1D problem, we have

$$\begin{aligned}
x_c^{12} &= x_0 - (x_0 - \gamma_x) \sqrt{\frac{D_2}{D_1}}, \\
x_c^{13} &= x_0 - (x_0 - \gamma_x) \sqrt{\frac{D_3}{D_1}}, \\
y_c^{13} &= y_0 - (y_0 - \gamma_y) \sqrt{\frac{D_3}{D_1}}, \\
y_c^{14} &= y_0 - (y_0 - \gamma_y) \sqrt{\frac{D_4}{D_1}},
\end{aligned} \tag{34}$$

and the calculations are analogous for the portions of (32) corresponding to the other subdomains.

As in the 1D case, the solutions given in (30) and (32) do not conserve mass if they are used as the `WtFunction()` in Algorithm 1, but they do conserve mass and generate minimal error if they are used in Algorithm 2.

4. Results

In this section, we consider the results of applying the MTPT algorithm described in Section 3.2 to solve a series of increasingly-complicated test problems involving discontinuous $D(\mathbf{x})$. To do this we constrain our tests to only the mass-transfer portion of the MTPT algorithm (i.e., stationary particles that do not random-walk), and we compare the results of our simulation to known solutions. In the simple 1D case of 2 subdomains, we compare our MTPT results to an analytical solution, and in all other cases, we use the established RWPT predictor-corrector method of [2] as our baseline for comparison.

From an algorithmic standpoint, we generate the MTPT results according to Algorithm 2, and we use the appropriate semi-analytical solution as `WtFunction()`. For the MTPT case, we model the initial condition by assigning the mass corresponding to unit mass to the particle located at x_0 , and in the RWPT case, we place all particles at location x_0 , each with mass $1/N$. We then simulate a purely diffusive system with discontinuous $D(\mathbf{x})$ up to final time T . For MTPT, constructing the numerical solution at final time is as simple as plotting the concentration on each particle versus its position; however, in the case of RWPT, particles must first be binned to construct concentrations (equal length in 1D and equal-area squares in 2D), and the number of bins was chosen in each case so as to balance between low resolution and noisiness. Lastly, for simplicity, all dimensioned quantities are unitless.

All numerical simulations were conducted in MATLAB, using a MacBook Pro with a 2.9 GHz Intel Core i5 processor and 8 GB of RAM. The code used to generate the results in this section is available at https://github.com/mschmidt271/discoD_code.git.
Update to Zenodo DOI before publication.

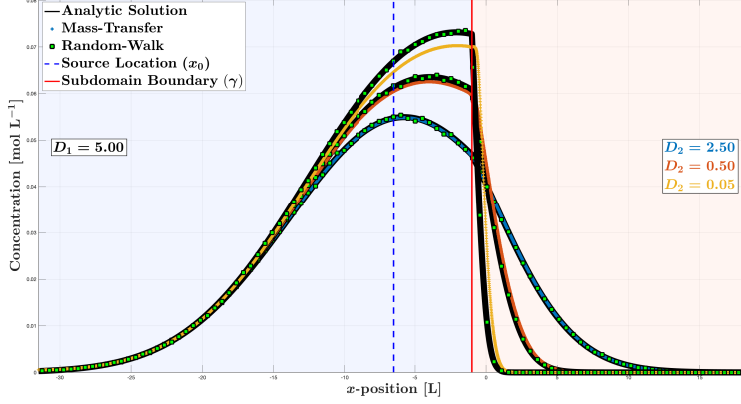


Figure 3: Results for a 1D purely-diffusive simulation for two subdomains with diffusion coefficients D_1 and D_2 (shown for 3 different values of D_2). The MTPT method employs the original MTPT algorithm on which we base our work [18, 22, 36], as compared to the predictor-corrector RWPT method of [2] and the analytical solution given in Section 3.2.1. RW particles are grouped into 100 bins for plotting. Results are shown for a simulation with 5000 MT particles, 10^6 RW particles, $\Delta t = 10^{-2}$, and total simulation time $T = 6$. All dimensioned quantities are unitless. Note that the original MTPT algorithm performs quite poorly when there is a large disparity between D_1 and D_2 .

4.1. 1D Results

We begin with the simplest case of a 1D domain with two subdomains, as described in Sections 3.2.1 and 3.2.2, and we hold $D_1 = 5.0$ constant while we test 3 values of D_2 ranging from half the magnitude of D_1 to two orders of magnitude smaller. In the simulations, we employ 5000 particles for the MTPT simulations and 1 million particles in the RWPT simulations (grouped into 100 bins for plotting). We choose a timestep of length $\Delta t = 10^{-2}$ with a total simulation time $T = 6$.

We first examine what occurs when we apply the original MTPT method that our proposed algorithm is based upon (i.e., using (7) as the weighting function in (9)) [18, 22, 36]. These results are shown in Figure 3, and we see that the original MT algorithm holds up for a small magnitude difference in the diffusion coefficient, as when $(D_1, D_2) = (5, 2.5)$. However, when the disparity becomes larger, the accuracy deteriorates, and the MTPT solution is quite poor for $(D_1, D_2) = (5, 0.05)$, as compared to the analytical solution and the RWPT results. The results of applying our new MT algorithm (i.e., the semi-analytical solution given in (27) used within Algorithm (2)) are depicted in Figure 4. Comparing MTPT results both to the analytical solution, given in (16), and the RWPT results, we see very close agreement between all solutions, indicating that our proposed approach is successful here and that we may move on to more complicated cases.

The next experiment we conduct focuses on a 1D problem with three sub-

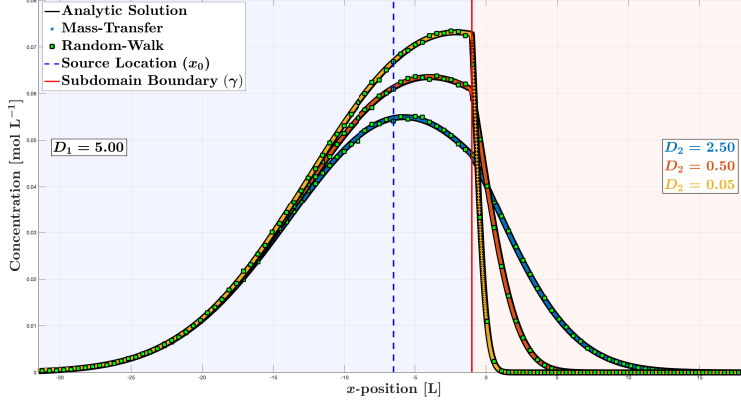


Figure 4: Results for a 1D purely-diffusive simulation for two subdomains with diffusion coefficients D_1 and D_2 (shown for 3 different values of D_2). The MTPT method employs the semi-analytical solution given in (27) using Algorithm 2, as compared to the predictor-corrector RWPT method of [2] and the analytical solution given in Section 3.2.1. RW particles are grouped into 100 bins for plotting. Results are shown for a simulation with 5000 MT particles, 10^6 RW particles, $\Delta t = 10^{-2}$, and total simulation time $T = 6$. All dimensioned quantities are unitless.

domains, Ω_1 , Ω_2 , and Ω_3 , with their own respective diffusion coefficients, representing diffusion in, for example, a layered system. We hold $D_1 = 5.0$ and $D_3 = 0.05$, so as to span two orders of magnitude, and we test three values of $D_2 \in \{2.5, 1.0, 0.5\}$ in the central subdomain. In the simulations, we employ 5000 particles for the MTPT simulations and 1 million particles in the RWPT simulations (grouped into 100 bins for plotting), and we choose a timestep of length $\Delta t = 10^{-2}$ with a total simulation time of $T = 6$. The results of this experiment are displayed in Figure 5. Because this problem has no simple analytical solution, we take the RWPT results as our baseline case and find very close agreement of the MTPT results with the baseline.

4.2. 2D Results

Moving to 2D, we first consider the case of 2 subdomains split along the line $x = \gamma$, corresponding to the semi-analytical solution given in (30). For these simulations, we hold $D_1 = 5.0$ and test $D_2 \in \{2.5, 1.0, 0.5\}$. In the simulations, we employ 10201 particles for the MTPT simulations (101×101 equally-spaced particles, with the number chosen so as to capture the integer-valued source location) and 10 million particles in the RWPT simulations (grouped into 6400 bins for plotting) and choose a timestep of length $\Delta t = 10^{-1}$ with a total simulation time of $T = 6$. The results of this experiment are shown in Figures 6 and 7. In Figure 6, we see good visual agreement of the MTPT solutions to the RWPT baseline, and this is verified by plotting the constant-concentration contours on the same axes in Figure 7 where the match is seen to be nearly

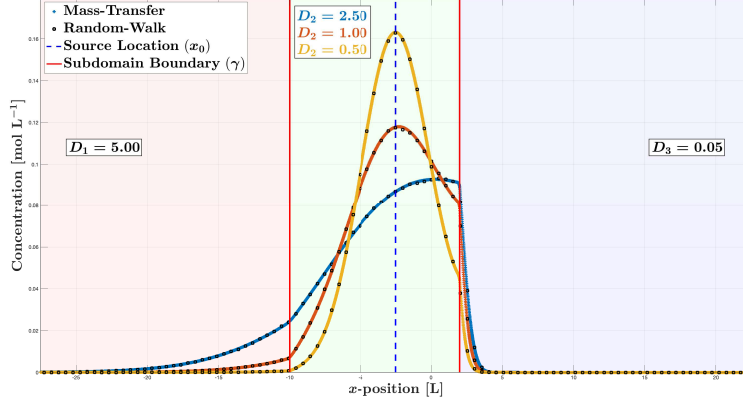


Figure 5: Results for a 1D purely-diffusive simulation for three subdomains with diffusion coefficients D_1 , D_2 , and D_3 (shown for 3 different values of D_2). The MTPT method employs the semi-analytical solution given in (27) using Algorithm 2, as compared to the predictor-corrector RWPT method of [2]. RW particles are grouped into 100 bins for plotting. Results are shown for a simulation with 5000 MT particles, 10^6 RW particles, $\Delta t = 10^{-2}$, and total simulation time $T = 6$. All dimensioned quantities are unitless.

exact, aside from the slight noise induced by the randomness in the RWPT simulation.

The next problem we consider is the 2D example of 4 subdomains split along the lines $x = \gamma_x$ and $y = \gamma_y$, corresponding to the semi-analytical solution given in (32). For these simulations, the four cases we consider, in terms of choices for D_i , $i = 1, \dots, 4$, are: (1) 4 different values for D_i , spanning an order of magnitude; and 3 equal values for D_i and one value that is an order of magnitude smaller, with (2) source location in a subdomain laterally adjacent to the small value of D_i , (3) source location in the subdomain containing the small value value of D_i , and (4) source location in a subdomain diagonally adjacent to the small value of D_i . Of these four cases, case (4) is the least interesting, as the majority of solute remains in the three subdomains with large D_i , so we do not depict results of this simulation, though they were always favorable. In the simulations, we employ 40401 particles for the MTPT simulations (201×201 equally-spaced particles) and 10 million particles in the RWPT simulations (grouped into 6400 bins for plotting), and we choose a timestep of length $\Delta t = 10^{-1}$ with a total simulation time of $T = 3$.

The results of this experiment are shown in Figures 8 and 9. In Figure 8, we see favorable visual agreement of the MTPT solutions to the RWPT baseline, and this is confirmed by the overlaid constant-concentration contour plots depicted in Figure 9. We note that in the 2D experiments, we only consider a single order or magnitude difference between diffusion coefficients. This was in favor of fast run times, as the required number of particles for a MTPT simulation is dictated by the inter-particle spacing, which must be on the order

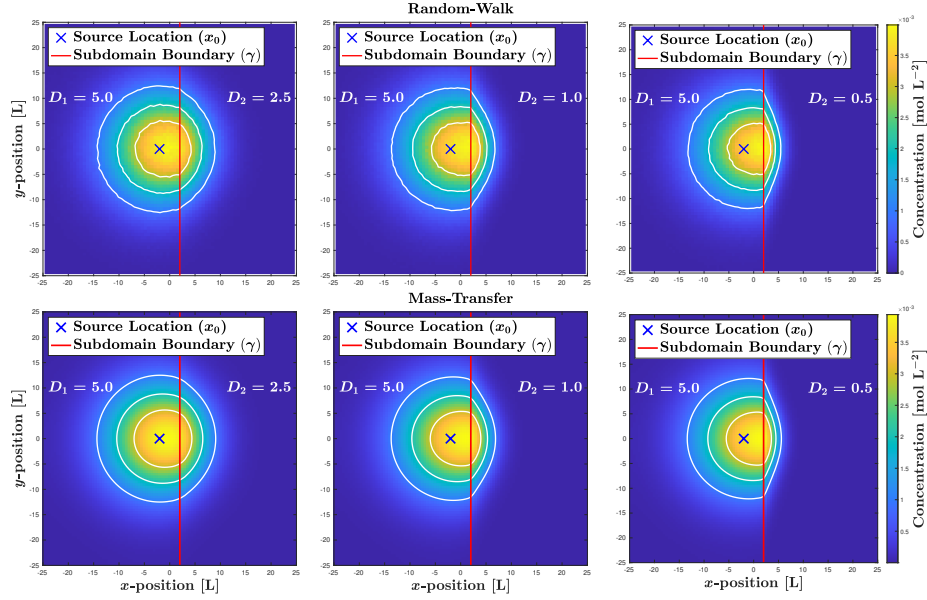


Figure 6: Concentration heatmap (magnitude given by the color bar on the righthand side) with constant-concentration contours (white curves) depicting results of a 2D simulation for two subdomains with diffusion coefficients D_1 and D_2 (shown for 3 different values of D_2). The MTPT method employs the semi-analytical solution given in (30) using Algorithm 2, as compared to the predictor-corrector RWPT method of [2]. RW particles are grouped into 6400 bins for plotting. Results are shown for a simulation with 10201 MT particles, 10^7 RW particles, $\Delta t = 10^{-1}$, and total simulation time $T = 6$. All dimensioned quantities are unitless.

of $\ell := \sqrt{2\tilde{D}\Delta t}$, where \tilde{D} is the smallest diffusion coefficient in the system. However, there are no theoretical barriers to considering larger disparities in $D(\mathbf{x})$.

5. Conclusions

Discontinuous diffusion coefficients arise naturally within simulations of transport through heterogeneous porous media, but accurately modeling diffusion across these interfaces has remained an outstanding problem for MTPT algorithms. Here, we have generalized MTPT algorithms to address this deficiency, including for multi-dimensional systems. This is a significant advance both from a numerical perspective and in terms of improving the realism of such simulations. Additionally, these results serve to eliminate one of the few remaining barriers that limit the capabilities of Lagrangian methods in comparison to their Eulerian counterparts.

In particular, within the current work, we have:

1. generalized the MT algorithm to incorporate non-symmetric mass-transfer kernels;

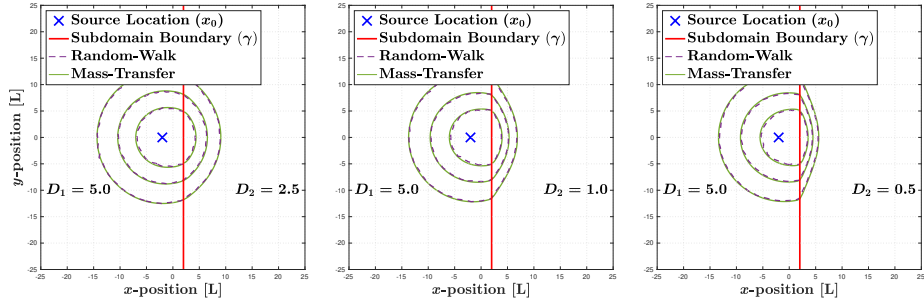


Figure 7: Constant-concentration contours comparing results depicting results of a 2D simulation for two subdomains with diffusion coefficients D_1 and D_2 (shown for 3 different values of D_2). The MTPT method employs the semi-analytical solution given in (30) using Algorithm 2, as compared to the predictor-corrector RWPT method of [2]. RW particles are grouped into 6400 bins for plotting. Results are shown for a simulation with 10201 MT particles, 10^7 RW particles, $\Delta t = 10^{-1}$, and total simulation time $T = 6$. All dimensioned quantities are unitless.

2. presented an MT algorithm that employs a relatively simple 1D analytic solution to the discontinuous $D(x)$ problem;
3. derived a semi-analytical solution to the discontinuous $D(\mathbf{x})$ problem that is straightforward to generalize to higher dimensions and complicated subdomain interfaces;
4. presented an MT algorithm that incorporates this semi-analytical solution;
5. applied this updated MTPT algorithm to a variety of test cases, including a 2D problem that corresponds to a standard velocity grid with order-of-magnitude differences in $D(\mathbf{x})$;
6. attained favorable results of this application of the new MTPT algorithm.

Open questions remain in this direction, however. For instance, what would be the effect of running a hybrid version of MTPT including diffusive random walks in the algorithm, and how would it affect the accuracy of solutions? Finally, how might the solution be generalized to subdomains that possess more complicated geometry; for example, boundaries that are not right angles, such as on a triangulated grid, or boundaries that are not straight lines at all [e.g. 37].

In summary, we have extended the capabilities of MTPT methods to solve the problem of discontinuous diffusion coefficients, thus adding flexibility to a tool that already is able to: model arbitrarily complex reactions, including fluid-solid interactions; separately simulate macro-scale spreading and micro-scale mixing; capture arbitrarily fine resolution in mixing and concentration gradients; and achieve nearly linear speedup when parallelized.

6. Acknowledgments

The first author would like to thank Paul Martin for his assistance in exploring analytical solutions to the 2D problems considered in this work.

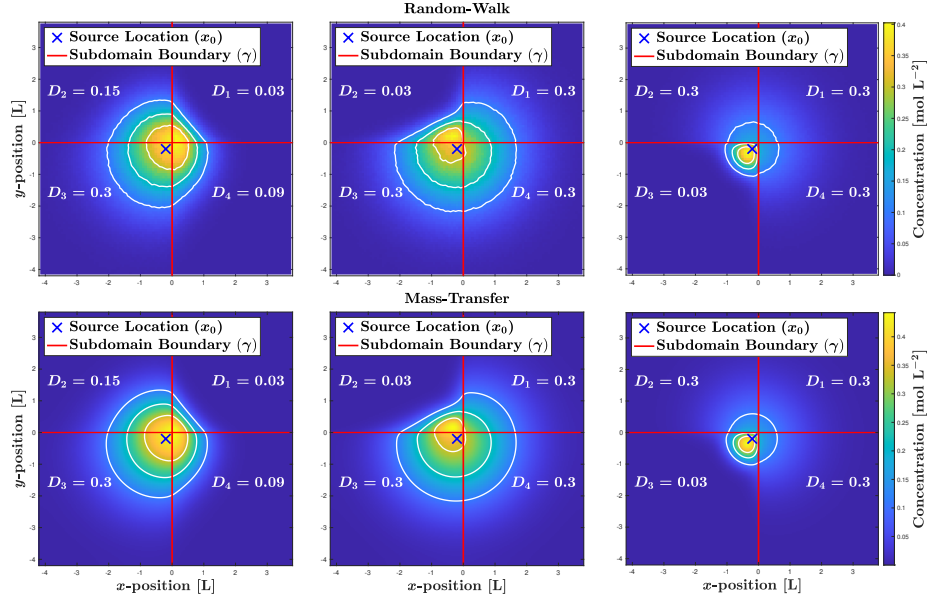


Figure 8: Concentration heatmap (magnitude given by the color bar on the righthand side) with constant-concentration contours (white curves) depicting results of a 2D simulation for four subdomains with diffusion coefficients D_1 , D_2 , D_3 , and D_4 . The MTPT method employs the semi-analytical solution given in (32) using Algorithm 2, as compared to the predictor-corrector RWPT method of [2]. RW particles are grouped into 10201 bins for plotting. Results are shown for a simulation with 40401 MT particles, 10^7 RW particles, $\Delta t = 10^{-1}$, and total simulation time $T = 3$. All dimensioned quantities are unitless.

This work was supported by the US Army Research Office under contract/grant number W911NF-18-1-0338; the National Science Foundation under awards EAR-1417145 and DMS-1614586; and the DOE Office of Science under award de-sc0019123.

References

- [1] G. Uffink, A random walk method for the simulation of macrodispersion in a stratified aquifer, *Relation of groundwater quantity and quality* (1983) 103–114.
- [2] E. M. LaBolle, J. Quastel, G. E. Fogg, J. Gravner, Diffusion processes in composite porous media and their numerical integration by random walks: Generalized stochastic differential equations with discontinuous coefficients, *Water Resources Research* 36 (3) (2000) 651–662.
- [3] T. A. Appuhamillage, V. A. Bokil, E. Thomann, E. Waymire, B. D. Wood, Solute transport across an interface: A Fickian theory for skewness in breakthrough curves, *Water Resources Research* 46 (7) (2010). doi:10.1029/2009WR008258. URL <https://agupubs.onlinelibrary.wiley.com/doi/abs/10.1029/2009WR008258>

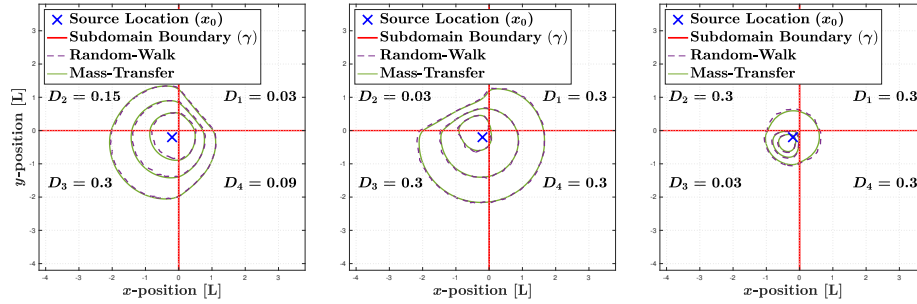


Figure 9: Constant-concentration contours comparing results depicting results of a 2D simulation for four subdomains with diffusion coefficients D_1 , D_2 , D_3 , and D_4 . The MTPPT method employs the semi-analytical solution given in (32) using Algorithm 2, as compared to the predictor-corrector RWPT method of [2]. RW particles are grouped into 10201 bins for plotting. Results are shown for a simulation with 40401 MT particles, 10^7 RW particles, $\Delta t = 10^{-1}$, and total simulation time $T = 3$. All dimensioned quantities are unitless.

- [4] K. Semra, P. Ackerer, R. Mosé, Three dimensional groundwater quality modelling in heterogeneous media, WIT Transactions on Ecology and the Environment 2 (1970).
- [5] H. Oukili, R. Ababou, G. Debenest, B. Noetinger, Random walks with negative particles for discontinuous diffusion and porosity, Journal of Computational Physics 396 (2019) 687 – 701.
doi:<https://doi.org/10.1016/j.jcp.2019.07.006>.
URL <http://www.sciencedirect.com/science/article/pii/S0021999119304917>
- [6] E. M. LaBolle, G. E. Fogg, A. F. B. Tompson, Random-walk simulation of transport in heterogeneous porous media: Local mass-conservation problem and solution, Water Resources Research 32 (3) (1996) 583–593.
doi:[10.1029/95WR03528](https://doi.org/10.1029/95WR03528).
URL <https://agupubs.onlinelibrary.wiley.com/doi/abs/10.1029/95WR03528>
- [7] P. Salamon, D. Fernández-Garcia, J. J. Gómez-Hernández, A review and numerical assessment of the random walk particle tracking method, Journal of Contaminant Hydrology 87 (3–4) (2006) 277 – 305.
doi:<http://dx.doi.org/10.1016/j.jconhyd.2006.05.005>.
URL <http://www.sciencedirect.com/science/article/pii/S0169772206000957>
- [8] D. A. Benson, T. Aquino, D. Bolster, N. Engdahl, C. V. Henri, D. Fernández-Garcia, A comparison of Eulerian and Lagrangian transport and non-linear reaction algorithms, Advances in Water Resources 99 (2017) 15 – 37. doi:<http://doi.org/10.1016/j.advwatres.2016.11.003>.
- [9] H. Hoteit, R. Mose, A. Younes, F. Lehmann, P. Ackerer, Three-dimensional modeling of mass transfer in porous media using the mixed hybrid finite elements and random walk particle tracking, Mathematical Geology 34 (4) (2002) 435–456.

doi:10.1023/A:1015083111971.

URL <https://doi.org/10.1023/A:1015083111971>

- [10] M. Bechtold, J. Vanderborght, O. Ippisch, H. Vereecken, Efficient random walk particle tracking algorithm for advective-dispersive transport in media with discontinuities, *Water Resources Research* 47 (10) (2011). doi:10.1029/2010WR010267.
URL <https://agupubs.onlinelibrary.wiley.com/doi/abs/10.1029/2010WR010267>
- [11] A. C. Bagtzoglou, A. F. B. Tompson, D. E. Dougherty, Projection functions for particle-grid methods, *Numerical Methods for Partial Differential Equations* 8 (4) (1992) 325–340.
doi:10.1002/num.1690080403.
URL <https://onlinelibrary.wiley.com/doi/abs/10.1002/num.1690080403>
- [12] D. A. Benson, M. M. Meerschaert, Simulation of chemical reaction via particle tracking: Diffusion-limited reactions, *Water Resour. Res.* 44 (2008) W12201. doi:10.1029/2008WR007111.
URL <http://dx.doi.org/10.1029/2008WR007111>
- [13] A. Paster, D. Bolster, D. A. Benson, Connecting the dots: Semi-analytical and random walk numerical solutions of the diffusion–reaction equation, *Journal of Computational Physics* 263 (2014) 91 – 112.
doi:<https://doi.org/10.1016/j.jcp.2014.01.020>.
URL <http://www.sciencedirect.com/science/article/pii/S0021999114000473>
- [14] D. Bolster, A. Paster, D. A. Benson, A particle number conserving Lagrangian method for mixing-driven reactive transport, *Water Resources Research* 52 (2) (2016) 1518–1527.
doi:10.1002/2015WR018310.
URL <http://dx.doi.org/10.1002/2015WR018310>
- [15] M. J. Schmidt, S. Pankavich, D. A. Benson, A kernel-based Lagrangian method for imperfectly-mixed chemical reactions, *Journal of Computational Physics* 336 (2017) 288 – 307.
doi:<https://doi.org/10.1016/j.jcp.2017.02.012>.
URL <http://www.sciencedirect.com/science/article/pii/S0021999117301055>
- [16] G. Sole-Mari, D. Fernández-García, P. Rodríguez-Escales, X. Sanchez-Vila, A KDE-based random walk method for modeling reactive transport with complex kinetics in porous media, *Water Resources Research* 53 (11) (2017) 9019–9039.
- [17] G. Sole-Mari, D. Fernández-García, Lagrangian modeling of reactive transport in heterogeneous porous media, *Water Resources Research* 54 (2018) 8309–8331.
doi:10.1029/2018WR023033.
URL <https://agupubs.onlinelibrary.wiley.com/doi/abs/10.1029/2018WR023033>
- [18] D. A. Benson, D. Bolster, Arbitrarily complex chemical reactions on particles, *Water Resources Research* 52 (11) (2016) 9190–9200.
doi:10.1002/2016WR019368.
URL <http://dx.doi.org/10.1002/2016WR019368>

- [19] N. B. Engdahl, D. A. Benson, D. Bolster, Lagrangian simulation of mixing and reactions in complex geochemical systems, *Water Resources Research* 53 (4) (2017) 3513–3522.
doi:10.1002/2017WR020362.
URL <http://dx.doi.org/10.1002/2017WR020362>
- [20] M. J. Schmidt, S. D. Pankavich, A. Navarre-Sitchler, N. B. Engdahl, D. Bolster, D. A. Benson, Reactive particle-tracking solutions to a benchmark problem on heavy metal cycling in lake sediments, Submitted (2019).
URL <https://arxiv.org/abs/1908.09818>
- [21] D. A. Benson, M. J. Schmidt, D. Bolster, C. Harmon, N. B. Engdahl, Aging and mixing as pseudo-chemical-reactions between, and on, particles: Perspectives on particle interaction, *Advances in Water Resources* (2019) 103386doi:<https://doi.org/10.1016/j.advwatres.2019.103386>.
URL <http://www.sciencedirect.com/science/article/pii/S0309170819303951>
- [22] M. J. Schmidt, S. D. Pankavich, D. A. Benson, On the accuracy of simulating mixing by random-walk particle-based mass-transfer algorithms, *Advances in Water Resources* 117 (2018) 115 – 119.
doi:<https://doi.org/10.1016/j.advwatres.2018.05.003>.
URL <http://www.sciencedirect.com/science/article/pii/S0309170818301830>
- [23] M. J. Schmidt, S. D. Pankavich, A. Navarre-Sitchler, D. A. Benson, A Lagrangian method for reactive transport with solid/aqueous chemical phase interaction, *Journal of Computational Physics*: X (2019) 100021doi:<https://doi.org/10.1016/j.jcp.x.2019.100021>.
URL <http://www.sciencedirect.com/science/article/pii/S259005521930037X>
- [24] N. B. Engdahl, M. J. Schmidt, D. A. Benson, Accelerating and parallelizing Lagrangian simulations of mixing-limited reactive transport, *Water Resources Research* 55 (2019).
URL <https://agupubs.onlinelibrary.wiley.com/doi/abs/10.1029/2018WR024361>
- [25] P. A. Herrera, M. Massabó, R. D. Beckie, A meshless method to simulate solute transport in heterogeneous porous media, *Advances in Water Resources* 32 (3) (2009) 413 – 429.
doi:<https://doi.org/10.1016/j.advwatres.2008.12.005>.
URL <http://www.sciencedirect.com/science/article/pii/S0309170808002273>
- [26] P. A. Herrera, R. D. Beckie, An assessment of particle methods for approximating anisotropic dispersion, *International Journal for Numerical Methods in Fluids* 71 (5) (2013) 634–651. doi:10.1002/flid.3676.
URL <https://onlinelibrary.wiley.com/doi/abs/10.1002/flid.3676>
- [27] R. A. Gingold, J. J. Monaghan, Smoothed particle hydrodynamics: theory and application to non-spherical bodies, *Monthly Notices of the Royal Astronomical Society* 181 (3) (1977) 375–389.
doi:10.1093/mnras/181.3.375.
URL <http://dx.doi.org/10.1093/mnras/181.3.375>

- [28] J. Monaghan, Smoothed particle hydrodynamics and its diverse applications, *Annual Review of Fluid Mechanics* 44 (1) (2012) 323–346.
doi:10.1146/annurev-fluid-120710-101220.
URL <https://doi.org/10.1146/annurev-fluid-120710-101220>
- [29] G. Sole-Mari, M. J. Schmidt, S. D. Pankavich, D. A. Benson, Numerical equivalence between SPH and probabilistic mass transfer methods for Lagrangian simulation of water resources, *Advances in Water Resources* (2019). doi:<https://doi.org/10.1016/j.advwatres.2019.02.009>.
URL <http://www.sciencedirect.com/science/article/pii/S0309170818310820>
- [30] D. A. Benson, S. Pankavich, D. Bolster, On the separate treatment of mixing and spreading by the reactive-particle-tracking algorithm: An example, *Advances in Water Resources* 123 (2019) 40 – 53.
doi:<https://doi.org/10.1016/j.advwatres.2018.11.001>.
URL <http://www.sciencedirect.com/science/article/pii/S0309170818304354>
- [31] D. J. Thomson, Criteria for the selection of stochastic models of particle trajectories in turbulent flows, *Journal of Fluid Mechanics* 180 (1987) 529–556.
doi:10.1017/S0022112087001940.
URL http://journals.cambridge.org/article_S0022112087001940
- [32] E. M. LaBolle, J. Quastel, G. E. Fogg, Diffusion theory for transport in porous media: Transition-probability densities of diffusion processes compared with experimental data, *Water Resources Research* 34 (7) (1998) 1685–1693.
doi:10.1029/98WR00319.
URL <https://agupubs.onlinelibrary.wiley.com/doi/abs/10.1029/98WR00319>
- [33] H. S. Carslaw, J. C. Jaeger, *Conduction of Heat in Solids*, 2nd Edition, Clarendon, Oxford, 1959.
- [34] M. L. Shendeleva, Reflection and refraction of a transient temperature field at a plane interface using Cagge’s method, *Phys. Rev. E* 64 (2001) 036612. doi:10.1103/PhysRevE.64.036612.
URL <https://link.aps.org/doi/10.1103/PhysRevE.64.036612>
- [35] P. Knight, The Sinkhorn–Knopp algorithm: Convergence and applications, *SIAM Journal on Matrix Analysis and Applications* 30 (1) (2008) 261–275.
doi:10.1137/060659624.
URL <https://doi.org/10.1137/060659624>
- [36] D. A. Benson, S. Pankavich, M. J. Schmidt, G. Sole-Mari, Entropy: The former trouble with particles, *In Revision* (2019).
URL <https://arxiv.org/abs/1905.06119>
- [37] G. Sole-Mari, D. Bolster, D. Fernández-García, X. Sanchez-Vila, Particle density estimation with grid-projected adaptive kernels (2019).
URL <https://arxiv.org/abs/1905.04754>