

Alternating shear orientation during cyclic loading facilitates yielding in amorphous materials

Nikolai V. Priezjev^{1,2}

¹*Department of Mechanical and Materials Engineering,
Wright State University, Dayton, OH 45435 and*

²*National Research University Higher School of Economics, Moscow 101000, Russia*

(Dated: July 1, 2021)

Abstract

The influence of alternating shear orientation and strain amplitude of cyclic loading on yielding in amorphous solids is investigated using molecular dynamics simulations. The model glass is represented via a binary mixture that was rapidly cooled well below the glass transition temperature and then subjected to oscillatory shear deformation. It was shown that periodic loading at strain amplitudes above the critical value first induces structural relaxation via irreversible displacements of clusters of atoms during a number of transient cycles, followed by an increase in potential energy due to the formation of a system-spanning shear band. Upon approaching the critical strain amplitude from above, the number of transient cycles required to reach the yielding transition increases. Interestingly, it was found that when the shear orientation is periodically alternated in two or three dimensions, the number of transient cycles is reduced but the critical strain amplitude remains the same as in the case of periodic shear along a single plane. After the yielding transition, the material outside the shear band continues strain-induced relaxation, except when the shear orientation is alternated in three dimensions and the glass is deformed along the shear band with the imposed strain amplitude every third cycle.

Keywords: metallic glasses, oscillatory deformation, yielding transition, molecular dynamics simulations

I. INTRODUCTION

Understanding the relationship between the local atomic structure of amorphous alloys and their mechanical and physical properties is important for various structural, biomedical, and environmental applications [1–3]. It is well accepted that in contrast to crystalline materials, where plastic deformation is governed by motion of topological line defects, or dislocations, the elementary plastic event in amorphous materials involves a collective rearrangement of small group of atoms, or a shear transformation [4, 5]. The lack of crystalline order in metallic glasses results in relatively high yield strength, and, at the same time, if brought to a relaxed state, glasses can fail via sudden formation of shear bands where strain becomes localized along narrow layers [6]. On the other hand, metallic glasses can be made more ductile if they are mechanically or thermally rejuvenated or, alternatively, formed by rapid cooling from the liquid state. In the past, a number of thermomechanical processing methods, such as cold rolling, high-pressure torsion, thermal cycling, elastostatic loading, and irradiation, were developed to rejuvenate glasses and improve plasticity [7]. Despite recent advances, however, the structural relaxation and critical behavior in glasses during time-periodic mechanical deformation are yet to be fully understood.

In the last few years, the processes of structural relaxation, rejuvenation and yielding in amorphous materials under cyclic loading were extensively studied using atomistic simulations [8–33]. In general, the results depend sensitively on the simulation model, preparation history, details of deformation protocol, and system size. In the athermal limit, using quasistatic oscillatory shear deformation protocol, it was shown that following a number of periods, a disordered system reaches the so-called ‘limit cycle’ where the trajectory of each atom becomes exactly reversible after one or more cycles, despite that during each subyield cycle large clusters of atoms can undergo cooperative displacements [10, 13]. Interestingly, it was recently shown that highly stable glasses, which were produced either using the swap Monte Carlo algorithm [32] or via mechanical annealing [33], can be reversibly deformed over a relatively broad range of strain amplitudes. When the strain amplitude is above a critical value, the yielding transition usually occurs after a number of transient cycles and it is accompanied by the formation of a shear band across the system [17, 18, 21, 24, 25, 30]. While during startup continuous shear deformation of well annealed glasses, the position of strain localization cannot be determined until the yielding strain [34], the location of a

shear band during time periodic deformation can be identified at least several cycles before the yielding transition [30]. Furthermore, it was previously demonstrated that mechanical annealing during small-amplitude cyclic shear can be accelerated by periodically alternating shear orientation in two or three spatial dimensions [27]. It remains unclear, however, how the yielding transition and shear band formation are affected by cyclic deformation with alternating orientation of the shear plane near the critical strain amplitude.

In this paper, the effects of alternating shear orientation and strain amplitude on yielding and relaxation in binary glasses during cyclic loading are studied using molecular dynamics simulations. The binary mixture is initially rapidly cooled deep into the glass phase and then subjected to periodic shear applied either along a single plane or alternated in two or three dimensions. It will be shown that the number of transient cycles before yielding is reduced when an additional shear orientation is introduced in the deformation protocol at a given strain amplitude. Moreover, the critical strain amplitude, below which the glass undergoes relaxation towards lower potential energy states, remains the same for periodic shear along a single or alternating planes.

The rest of the paper is organized as follows. The details of the molecular dynamics simulation model and oscillatory shear deformation protocols are described in the next section. The time dependence of the potential energy and shear stress as well as the analysis of nonaffine displacements during cyclic loading are presented in section III. The results are briefly summarized in the last section.

II. MOLECULAR DYNAMICS SIMULATIONS

The disordered solid is modeled via the binary Lennard-Jones (LJ) mixture where the interaction between different types of atoms is strongly non-additive, thus preventing crystallization below the glass transition temperature [35]. This model was first developed and its properties were thoroughly examined by Kob and Andersen (KA) using molecular dynamics simulations [35]. The parametrization of the KA model is similar to the description of the amorphous metal-metalloid alloy $\text{Ni}_{80}\text{P}_{20}$ originally studied by Weber and Stillinger [36]. In the KA model, any two atoms interact via the LJ potential given by

$$V_{\alpha\beta}(r) = 4\varepsilon_{\alpha\beta} \left[\left(\frac{\sigma_{\alpha\beta}}{r} \right)^{12} - \left(\frac{\sigma_{\alpha\beta}}{r} \right)^6 \right], \quad (1)$$

with the following parameters: $\varepsilon_{AA} = 1.0$, $\varepsilon_{AB} = 1.5$, $\varepsilon_{BB} = 0.5$, $\sigma_{AA} = 1.0$, $\sigma_{AB} = 0.8$, $\sigma_{BB} = 0.88$, and $m_A = m_B$ [35]. The system consists of 48 000 atoms of type A and 12 000 B type atoms, and the total number of atoms is fixed to 60 000 throughout the study. To speed up computations, the cutoff radius is set to $r_{c,\alpha\beta} = 2.5 \sigma_{\alpha\beta}$. The numerical results are reported using the reduced LJ units of length, mass, and energy, as follows: $\sigma = \sigma_{AA}$, $m = m_A$, and $\varepsilon = \varepsilon_{AA}$. The equations of motion were integrated in parallel using the velocity Verlet algorithm with the time step $\Delta t_{MD} = 0.005 \tau$, where $\tau = \sigma \sqrt{m/\varepsilon}$ is the LJ time [37, 38].

We next briefly describe the preparation procedure and the deformation protocol. After equilibration at the temperature $T_{LJ} = 1.0 \varepsilon/k_B$ and density $\rho = \rho_A + \rho_B = 1.2 \sigma^{-3}$, the binary mixture was rapidly cooled with the rate $10^{-2} \varepsilon/k_B \tau$ to the low temperature $T_{LJ} = 0.01 \varepsilon/k_B$ at constant volume. For reference, the critical temperature of the KA model at $\rho = 1.2 \sigma^{-3}$ is $T_c = 0.435 \varepsilon/k_B$, where k_B is the Boltzmann constant [35]. In our setup, periodic boundary conditions were applied, and the temperature was regulated via the Nosé-Hoover thermostat [37, 38]. The linear size of the periodic box is $L = 36.84 \sigma$.

After rapid cooling to the temperature $T_{LJ} = 0.01 \varepsilon/k_B$, the binary glass was periodically sheared with the period $T = 5000 \tau$ at constant volume, as follows:

$$\gamma(t) = \gamma_0 \sin(2\pi t/T), \quad (2)$$

where γ_0 is the strain amplitude in the vicinity of the yielding point, $0.065 \leq \gamma_0 \leq 0.070$, and the oscillation frequency is $\omega = 2\pi/T = 1.26 \times 10^{-3} \tau^{-1}$. The deformation was applied either along a single plane (the xz plane), or alternated between two planes (the xz and yz planes), or alternated in all three directions (*i.e.*, along the xz , yz , and xy planes). The deformation protocols are the same as in the recent study on mechanical annealing under periodic shear [27]. In the present study, the data were acquired only for one realization of disorder due to the considerable computational demands. For example, a typical production run at a given strain amplitude during 2600 cycles required about 70 days using 40 processors.

III. RESULTS

It is well realized that periodic deformation of rapidly quenched glasses can lead to progressively lower energy states if the temperature is sufficiently below the glass transition

temperature and the strain amplitude is smaller than a critical value [9, 17, 20, 21, 39]. The structural relaxation originates from irreversible rearrangements of groups of atoms, which can relocate to nearby minima in the potential energy landscape during strain [39]. In the recent study, it was demonstrated that evolution to more relaxed states is accelerated when shear orientation is alternated in two or three spatial dimensions [27]. During alternating loading, the potential energy landscape is periodically deformed in different directions and groups of atoms can rearrange to deeper energy minima. In the following analysis, the influence of the deformation protocol with alternating shear orientation on yielding and shear band formation is examined near the critical strain amplitude.

The time dependence of the potential energy minima during periodic shear along a single plane (the xz plane) is presented in Fig. 1 for the strain amplitudes $0.065 \leq \gamma_0 \leq 0.070$. Here, the data are reported at the end of each cycle, when the net strain is zero, and the time is expressed in terms of the oscillation period, $T = 5000 \tau$. It can be observed that in all cases, the potential energy initially rapidly decreases from $U \approx -8.20 \varepsilon$, which corresponds to the state right after cooling with the rate $10^{-2} \varepsilon / k_B \tau$ to $T_{LJ} = 0.01 \varepsilon / k_B$, down to $U \approx -8.274 \varepsilon$ at $t = 200 T$. The rapid decay of the potential energy is expected, since the glass is initially quenched at a relatively high cooling rate, and, therefore, its local structure contains many high-energy clusters of atoms that are prone to rearrangement under external perturbation. Upon further cycling, the potential energy continues to decrease at a slower rate when the strain amplitude is below the critical value, *i.e.*, $\gamma_0 \leq 0.066$. These results are consistent with previous findings on mechanical annealing of periodically driven glasses at zero [9, 10, 17] and finite [20, 21, 27, 31] temperatures.

By contrast, periodic shear deformation at higher strain amplitudes, $0.067 \leq \gamma_0 \leq 0.070$, leads to the yielding transition after a number of cycles, as shown in Fig. 1. It can be seen that at relatively large strain amplitudes, $\gamma_0 = 0.069$ and 0.070 , the abrupt increase in the potential energy occurs after about 300 and 200 cycles, respectively. Upon approaching the critical value of the strain amplitude, $\gamma_0 = 0.067$, the number of transient cycles increases significantly. Somewhat unexpectedly, the yielding transition at the strain amplitude $\gamma_0 = 0.068$ is delayed by about 400 cycles with respect to the case $\gamma_0 = 0.067$, although the transient response is subject to large fluctuations (*e.g.*, notice a local spike at $t \approx 1000 T$ in the blue curve in Fig. 1). It can be further observed that after the potential energy abruptly

increases due to the formation of a shear band (to be discussed below), the region outside the shear band continues annealing, which is reflected in slightly negative slope of the potential energy as a function of the cycle number. This effect appears because strain is localized within the shear band, and the material outside the shear band is deformed at a strain amplitude smaller than the critical value. Similar results for the strain localization and relaxation of the solid phase as a function of accumulated strain were reported during cyclic athermal quasistatic deformation [25]. Interestingly, the potential energy curves in Fig. 1 essentially follow either one of the two energy levels (except during the yielding transition) for the strain amplitudes near the critical value $0.065 \leq \gamma_0 \leq 0.070$.

The results for the potential energy versus cycle number for the deformation protocol where the orientation of the shear plane is alternated between the xz and yz planes are shown in Fig. 2. The behavior is similar to the case of periodic shear along a single plane, except that the sharp yielding transition at the critical strain amplitude $\gamma_0 = 0.067$ occurs after about $1400 T$ rather than a gradual crossover after $2000 T$ at $\gamma_0 = 0.067$ reported in Fig. 1. Note also that the number of transient cycles decreases drastically for the strain amplitude $\gamma_0 = 0.068$, *i.e.*, about 100 cycles for alternating loading in Fig. 2 and about 2500 cycles for periodic shear along a single plane in Fig. 1.

Furthermore, the data for the alternating shear along the xz , yz , and xy planes are presented in Fig. 3 for the same strain amplitudes, $0.065 \leq \gamma_0 \leq 0.070$. There are two main differences from the previous cases. First, the yielding transition at the critical strain amplitude $\gamma_0 = 0.067$ occurs much sooner than for the other deformation protocols, *i.e.*, already after about 600 cycles. Second, after a number of transient cycles, a single shear band is formed along one of the planes for loading at the strain amplitudes $0.067 \leq \gamma_0 \leq 0.070$. It means that one of the three shear orientations coincides with the plane parallel to the shear band, and, therefore, the material outside the shear band is strained at the imposed γ_0 during one of the cycles, while the effective strain amplitude is reduced during the other two cycles. As a result, the annealing outside the shear band is suppressed (notice nearly constant energy levels after the transition), and the plateau levels for $t \gtrsim 800 T$ in Fig. 3 become progressively higher with increasing strain amplitude in the range $0.067 \leq \gamma_0 \leq 0.070$.

In order to facilitate comparison of the results for different deformation protocols, the potential energy curves are replotted in Fig. 4 for the critical strain amplitude $\gamma_0 = 0.067$.

As is evident, the potential energies are roughly the same up to the yielding transition, and the number of shear cycles to reach the transition point is reduced for protocols where the shear orientation is periodically alternated in two and three dimensions. In the context of the previous study on mechanical annealing of periodically deformed glasses, where it was shown that relaxation is accelerated with each additional alternation of the shear orientation [27], it is important to note that the critical value of the strain amplitude, $\gamma_0 = 0.067$, remains unchanged for different deformation protocols. We comment, however, that this conclusion is based on a limited number of cycles at the strain amplitude $\gamma_0 = 0.066$, as reported in Figs. 1-3.

The variation of shear stress along the xz , yz , and xy planes during alternating loading is shown in Fig. 5 for the strain amplitude $\gamma_0 = 0.067$. The data are presented during the first 30 cycles after thermal annealing and during 30 cycles after the yielding transition (see Fig. 4). It can be observed in Fig. 5 (a, c) that for both deformation protocols, the stress amplitude initially increases, as the glass becomes more relaxed, and it saturates to a nearly constant level. These results are similar to the stress variation during periodic shear along a single plane of rapidly annealed binary glasses [20, 21]. By contrast, the plastic flow within a shear band causes stress-strain hysteresis, and, consequently, the shear stress at the end of each cycle remains finite, and it approaches zero during the following one or two cycles, as shown in Fig. 5 (b, d). The exception from this behavior is the deformation *along* the shear band in the case of alternating shear in three dimensions; see the xy stress component (the green curve) in Fig. 5 (d). Note also that the stress amplitude during deformation along the xy plane is significantly larger than the amplitudes along the other directions, which are determined by the maximum stress within the shear band.

The collective rearrangements of atoms during the relaxation stage as well as the formation of a shear band can be visualized by computing the so-called nonaffine displacements. We recall that the nonaffine displacement of an atom is defined with respect to its neighbors by using the matrix \mathbf{J}_i , which transforms the positions of neighboring atoms during the time interval Δt and at the same time minimizes the following quantity [40]:

$$D^2(t, \Delta t) = \frac{1}{N_i} \sum_{j=1}^{N_i} \left\{ \mathbf{r}_j(t + \Delta t) - \mathbf{r}_i(t + \Delta t) - \mathbf{J}_i [\mathbf{r}_j(t) - \mathbf{r}_i(t)] \right\}^2, \quad (3)$$

where the summation is performed over atoms within a sphere of radius 1.5σ and centered

at $\mathbf{r}_i(t)$. It was previously found that the nonaffine measure is particularly well suited for identification of localized shear transformations in quiescent and deformed disordered solids [40–42]. More recently, the analysis of nonaffine displacements was used to elucidate the structural relaxation dynamics and yielding during time periodic deformation [14, 16, 18, 20–22, 27, 30, 31] and thermal processing [43–47] of binary glasses.

The sequences of snapshots of atomic configurations for different deformation protocols at the critical strain amplitude $\gamma_0 = 0.067$ are displayed in Figs. 6–8. Here, the nonaffine measure was computed for two consecutive configurations at zero strain, and the time interval in Eq. (3) is set to $\Delta t = T$. For visualization of irreversible rearrangements during one shear cycle, only atoms with relatively large nonaffine displacements are shown, *i.e.*, $D^2(nT, T) > 0.04\sigma^2$, where n is the integer. The typical cage size at the density $\rho = 1.2\sigma^{-3}$ is $r_c \approx 0.1\sigma$ [8]. As shown in Fig. 6 (a, b), the structural relaxation during mechanical annealing at $\gamma_0 = 0.067$ (the blue curve, $t \lesssim 1400T$ in Fig. 4) proceeds via rearrangement of relatively small clusters of atoms. Interestingly, the shear band in Fig. 6 (c) is only partially formed along the yz plane as the yielding transition occurs gradually during several hundred periods (*i.e.*, $1600T \lesssim t \lesssim 2200T$ in Fig. 4). Finally, the snapshot at Fig. 6 (d) confirms that the shear band is fully developed after yielding, whereas irreversible displacements outside the shear band are nearly absent since the effective strain amplitude in that region is smaller than $\gamma_0 = 0.067$.

The structural relaxation before and after the yielding transition at $\gamma_0 = 0.067$ is similar in the case of alternating shear along the xz and yz panes, as evident from Fig. 7. Notice, however, that the shear band is formed at $t = 1600T$, since the sharp yielding transition occurs already at $t \approx 1400T$ (see Fig. 4). While the orientation of the shear band in Figs. 6 and 8 is difficult to predict, the deformation protocol with alternating shear along the xz and yz planes imposes formation of the shear band along the perpendicular plane (*i.e.*, along the xy plane). Further, the appearance of a nearly percolating cluster of mobile atoms in Fig. 8 (a) precedes the yielding transition when shear orientation is alternated in all three dimensions. Moreover, once the shear band is formed along the xy plane, as illustrated in Fig. 8 (b–d), every third cycle with $\gamma_0 = 0.067$ along the xy plane induces relatively large irreversible rearrangements outside the shear band. It should also be commented that only one shear band is formed at the largest strain amplitude $\gamma_0 = 0.070$ for alternating shear along three

dimensions (not shown). Taken together, the evolution of spatial distributions of atoms with large nonaffine displacements during cyclic loading at the critical strain amplitude, shown in Figs. 6–8, correlates well with the onset of yielding reported in Fig. 4.

IV. CONCLUSIONS

In summary, molecular dynamics simulations were carried out to examine the influence of alternating shear orientation during periodic shear of amorphous materials near the critical strain amplitude. We considered a binary glass rapidly quenched well below the glass transition temperature and then periodically deformed along a single plane or alternating planes in two or three spatial dimensions. It was found that at strain amplitudes below the critical value, the glass continues exploring lower potential energy states via collective, irreversible rearrangements of atoms. By contrast, at the critical strain amplitude and above, the structural relaxation is followed by the yielding transition and formation of a shear band along one of the planes. It was shown that the number of transient cycles before yielding is reduced when an additional alternation of shear orientation is included in the deformation protocol at a given strain amplitude.

Interestingly, following the yielding transition, the glass outside the shear band continues to relax, since the effective strain amplitude in the solid domain is reduced when shear is applied along a single plane or alternated between two planes. In the case of alternating shear orientation in all three dimensions, however, cyclic shear during one of the three periods is applied along the shear band, and the rest of the material is deformed with the imposed strain amplitude, leading to a nearly constant level of the potential energy. Furthermore, the deformation protocol with alternating shear along two planes imposes the formation of the shear band along the perpendicular plane, while for other protocols the orientation of the shear band cannot be easily predicted. These results are important for the development of processing methods that require precise control of relaxation and yielding in amorphous solids.

Acknowledgments

Financial support from the National Science Foundation (CNS-1531923) is gratefully acknowledged. The article was prepared within the framework of the HSE University Basic Research Program and funded in part by the Russian Academic Excellence Project ‘5-100’. The numerical simulations were carried out at Wright State University’s Computing Facility and the Ohio Supercomputer Center. The molecular dynamics simulations were performed using the LAMMPS code developed at Sandia National Laboratories [37].

-
- [1] J. C. Qiao, Q. Wang, J. M. Pelletier, H. Kato, R. Casalini, D. Crespo, E. Pineda, Y. Yao, and Y. Yang, Structural heterogeneities and mechanical behavior of amorphous alloys, *Prog. Mater. Sci.* **104**, 250 (2019).
 - [2] H. F. Li and Y. F. Zheng, Recent advances in bulk metallic glasses for biomedical applications, *Acta Biomaterialia* **36**, 1 (2016).
 - [3] L.-C. Zhang, Z. Jia, F. Lyu, S.-X. Liang, J. Lu, A review of catalytic performance of metallic glasses in wastewater treatment: Recent progress and prospects, *Prog. Mater. Sci.* **105**, 100576 (2019).
 - [4] F. Spaepen, A microscopic mechanism for steady state inhomogeneous flow in metallic glasses, *Acta Metall.* **25**, 407 (1977).
 - [5] A. S. Argon, Plastic deformation in metallic glasses, *Acta Metall.* **27**, 47 (1979).
 - [6] Y. Q. Cheng, E. Ma, Atomic-level structure and structure-property relationship in metallic glasses, *Prog. Mater. Sci.* **56**, 379 (2011).
 - [7] Y. Sun, A. Concustell, and A. L. Greer, Thermomechanical processing of metallic glasses: Extending the range of the glassy state, *Nat. Rev. Mater.* **1**, 16039 (2016).
 - [8] N. V. Priezjev, Heterogeneous relaxation dynamics in amorphous materials under cyclic loading, *Phys. Rev. E* **87**, 052302 (2013).
 - [9] D. Fiocco, G. Foffi, and S. Sastry, Oscillatory athermal quasistatic deformation of a model glass, *Phys. Rev. E* **88**, 020301(R) (2013).
 - [10] I. Regev, T. Lookman, and C. Reichhardt, Onset of irreversibility and chaos in amorphous solids under periodic shear, *Phys. Rev. E* **88**, 062401 (2013).

- [11] N. V. Priezjev, Dynamical heterogeneity in periodically deformed polymer glasses, *Phys. Rev. E* **89**, 012601 (2014).
- [12] N. V. Priezjev, The effect of a reversible shear transformation on plastic deformation of an amorphous solid, *J. Phys.: Condens. Matter* **27**, 435002 (2015).
- [13] I. Regev, J. Weber, C. Reichhardt, K. A. Dahmen, and T. Lookman, Reversibility and criticality in amorphous solids, *Nat. Commun.* **6**, 8805 (2015).
- [14] N. V. Priezjev, Reversible plastic events during oscillatory deformation of amorphous solids, *Phys. Rev. E* **93**, 013001 (2016).
- [15] T. Kawasaki and L. Berthier, Macroscopic yielding in jammed solids is accompanied by a non-equilibrium first-order transition in particle trajectories, *Phys. Rev. E* **94**, 022615 (2016).
- [16] N. V. Priezjev, Nonaffine rearrangements of atoms in deformed and quiescent binary glasses, *Phys. Rev. E* **94**, 023004 (2016).
- [17] P. Leishangthem, A. D. S. Parmar, and S. Sastry, The yielding transition in amorphous solids under oscillatory shear deformation, *Nat. Commun.* **8**, 14653 (2017).
- [18] N. V. Priezjev, Collective nonaffine displacements in amorphous materials during large-amplitude oscillatory shear, *Phys. Rev. E* **95**, 023002 (2017).
- [19] M. Fan, M. Wang, K. Zhang, Y. Liu, J. Schroers, M. D. Shattuck, and C. S. O'Hern, The effects of cooling rate on particle rearrangement statistics: Rapidly cooled glasses are more ductile and less reversible, *Phys. Rev. E* **95**, 022611 (2017).
- [20] N. V. Priezjev, Molecular dynamics simulations of the mechanical annealing process in metallic glasses: Effects of strain amplitude and temperature, *J. Non-Cryst. Solids* **479**, 42 (2018).
- [21] N. V. Priezjev, The yielding transition in periodically sheared binary glasses at finite temperature, *Comput. Mater. Sci.* **150**, 162 (2018).
- [22] N. V. Priezjev, Slow relaxation dynamics in binary glasses during stress-controlled, tension-compression cyclic loading, *Comput. Mater. Sci.* **153**, 235 (2018).
- [23] N. V. Priezjev and M. A. Makeev, The influence of periodic shear on structural relaxation and pore redistribution in binary glasses, *J. Non-Cryst. Solids* **506**, 14 (2019).
- [24] N. V. Priezjev and M. A. Makeev, Structural transformations during periodic deformation of low-porosity amorphous materials, *Modelling Simul. Mater. Sci. Eng.* **27**, 025004 (2019).
- [25] A. D. S. Parmar, S. Kumar, and S. Sastry, Strain localization above the yielding point in cyclically deformed glasses, *Phys. Rev. X* **9**, 021018 (2019).

- [26] Z.-Y. Zhou, H.-L. Peng, and H.-B. Yu, Structural origin for vibration-induced accelerated aging and rejuvenation in metallic glasses, *J. Chem. Phys.* **150**, 204507 (2019).
- [27] N. V. Priezjev, Accelerated relaxation in disordered solids under cyclic loading with alternating shear orientation, *J. Non-Cryst. Solids* **525**, 119683 (2019).
- [28] G.-J. Lyu, J.-C. Qiao, Y. Yao, J.-M. Pelletier, D. Rodney, J. Morthomas, and C. Fusco, Dynamic correspondence principle in the viscoelasticity of metallic glasses, *Scripta Materialia* **174**, 39 (2020).
- [29] E. Schinasi-Lemberg and I. Regev, Annealing and rejuvenation in a two-dimensional model amorphous solid under oscillatory shear, *Phys. Rev. E* **101**, 012603 (2020).
- [30] N. V. Priezjev, Shear band formation in amorphous materials under oscillatory shear deformation, arXiv:1911.06157.
- [31] P. K. Jana and N. V. Priezjev, Structural relaxation in amorphous materials under cyclic tension-compression loading, arXiv:1912.00221.
- [32] W.-T. Yeh, M. Ozawa, K. Miyazaki, T. Kawasaki, and L. Berthier, Glass stability changes the nature of yielding under oscillatory shear, arXiv:1911.12951.
- [33] H. Bhaumik, G. Foffi, and S. Sastry, The role of annealing in determining the yielding behavior of glasses under cyclic shear deformation, arXiv:1911.12957.
- [34] N. V. Priezjev, Spatiotemporal analysis of nonaffine displacements in disordered solids sheared across the yielding point, arXiv:1910.01543.
- [35] W. Kob and H. C. Andersen, Testing mode-coupling theory for a supercooled binary Lennard-Jones mixture: The van Hove correlation function, *Phys. Rev. E* **51**, 4626 (1995).
- [36] T. A. Weber and F. H. Stillinger, Local order and structural transitions in amorphous metal-metalloid alloys, *Phys. Rev. B* **31**, 1954 (1985).
- [37] S. J. Plimpton, Fast parallel algorithms for short-range molecular dynamics, *J. Comp. Phys.* **117**, 1 (1995).
- [38] M. P. Allen and D. J. Tildesley, *Computer Simulation of Liquids* (Clarendon, Oxford, 1987).
- [39] D. J. Lacks and M. J. Osborne, Energy landscape picture of overaging and rejuvenation in a sheared glass, *Phys. Rev. Lett.* **93**, 255501 (2004).
- [40] M. L. Falk and J. S. Langer, Dynamics of viscoplastic deformation in amorphous solids, *Phys. Rev. E* **57**, 7192 (1998).
- [41] B. Utter and R. P. Behringer, Experimental measures of affine and nonaffine deformation in

- granular shear, *Phys. Rev. Lett.* **100**, 208302 (2008).
- [42] H. L. Peng, M. Z. Li, and W. H. Wang, Structural signature of plastic deformation in metallic glasses, *Phys. Rev. Lett.* **106**, 135503 (2011).
- [43] N. V. Priezjev, Atomistic modeling of heat treatment processes for tuning the mechanical properties of disordered solids, *J. Non-Cryst. Solids* **518**, 128 (2019).
- [44] N. V. Priezjev, The effect of cryogenic thermal cycling on aging, rejuvenation, and mechanical properties of metallic glasses, *J. Non-Cryst. Solids* **503**, 131 (2019).
- [45] Q.-L. Liu and N. V. Priezjev, The influence of complex thermal treatment on mechanical properties of amorphous materials, *Comput. Mater. Sci.* **161**, 93 (2019).
- [46] N. V. Priezjev, Potential energy states and mechanical properties of thermally cycled binary glasses, *J. Mater. Res.* **34**, 2664 (2019).
- [47] N. V. Priezjev, Aging and rejuvenation during elastostatic loading of amorphous alloys: A molecular dynamics simulation study, *Comput. Mater. Sci.* **168**, 125 (2019).

Figures

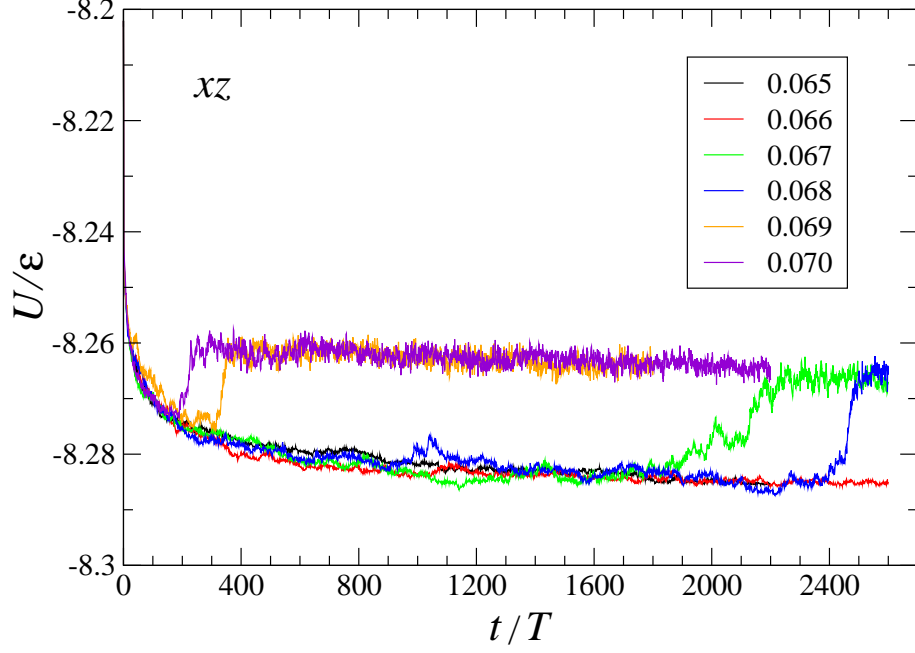


FIG. 1: (Color online) The potential energy minima as a function of the cycle number during periodic shear along the xz plane. The strain amplitudes are indicated in the inset. The period of oscillation is $T = 5000\tau$ and the temperature is $T_{LJ} = 0.01\epsilon/k_B$.

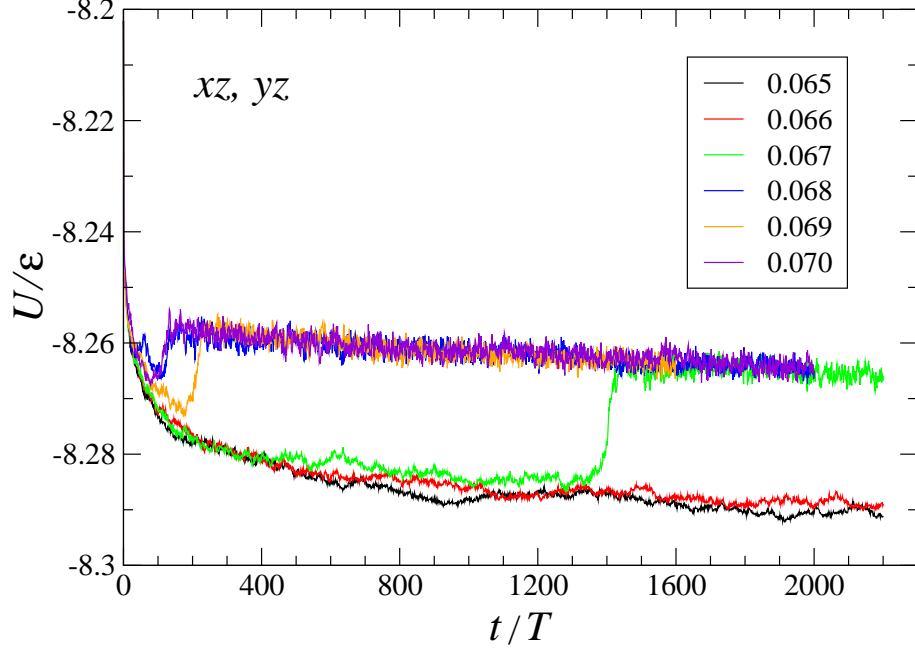


FIG. 2: (Color online) The variation of the potential energy minima versus the cycle number during alternating shear along the xz and yz planes. The strain amplitudes are $\gamma_0 = 0.065$ (black), 0.066 (red), 0.067 (green), 0.068 (blue), 0.069 (orange), and 0.070 (purple). The oscillation period is $T = 5000 \tau$.

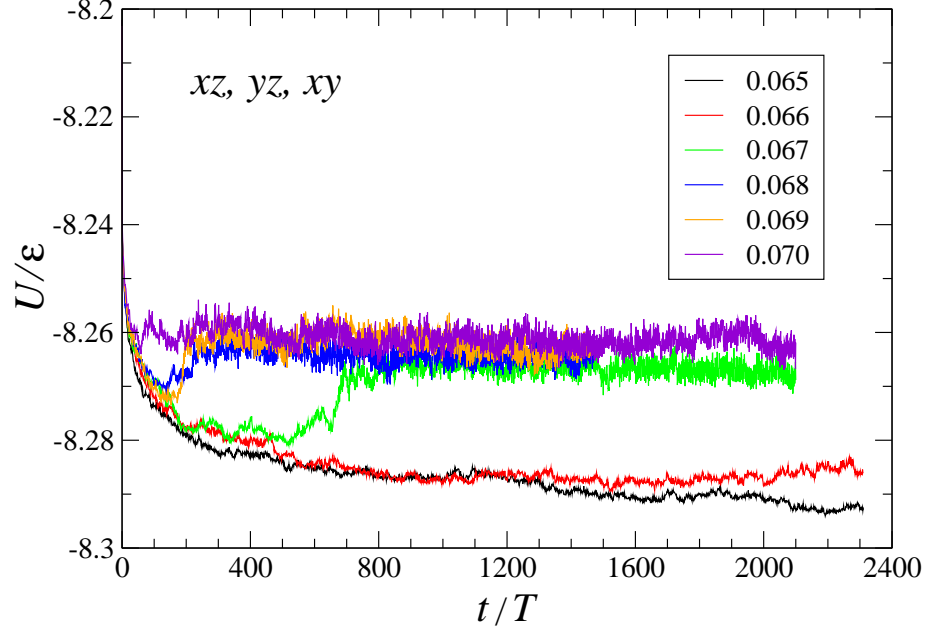


FIG. 3: (Color online) The potential energy at the end of each cycle during alternating shear along the xz , yz , and xy planes. The values of the strain amplitude are listed in the legend. The time is measured in oscillation periods, $T = 5000 \tau$.

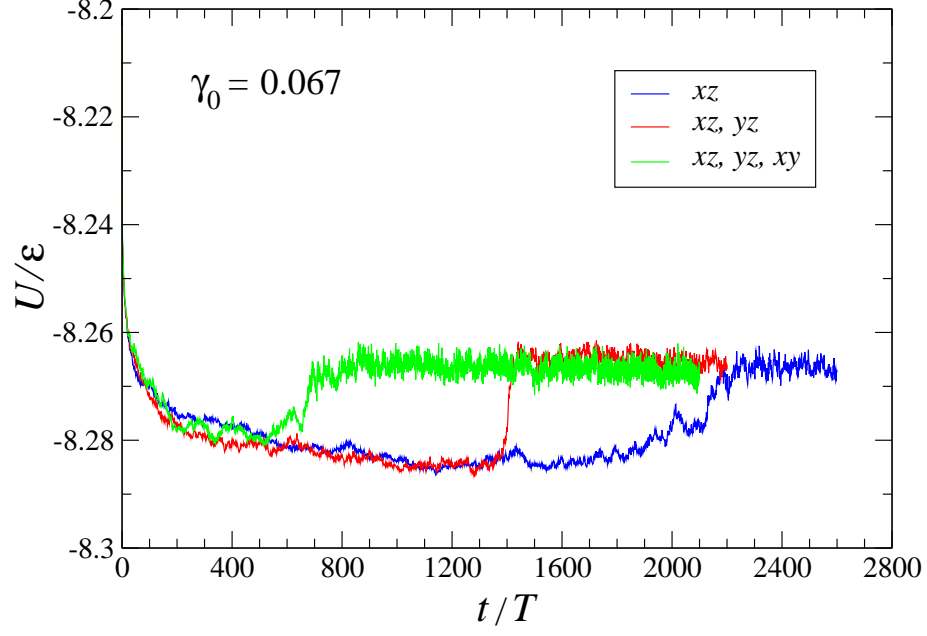


FIG. 4: (Color online) The potential energy minima as a function of time for the strain amplitude $\gamma_0 = 0.067$. The deformation protocols are: (1) periodic shear along the xz plane, (2) alternating shear along the xz and yz planes, and (3) alternating shear along the xz , yz , and xy planes. The same data for $\gamma_0 = 0.067$ as in Figs. 1–3.

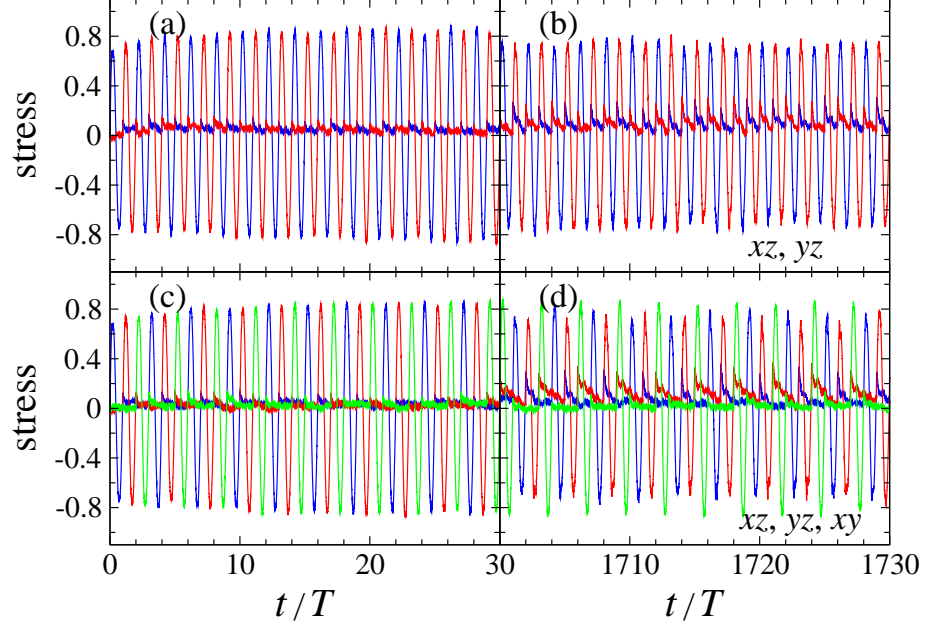


FIG. 5: (Color online) The time dependence of the shear stress (in units of $\varepsilon\sigma^{-3}$) for the strain amplitude $\gamma_0 = 0.067$. The upper panels show the data for alternating shear along the xz and yz planes, and the lower panels are for the alternating shear along the xz , yz , and xy planes. The data for the planes of shear are denoted by the blue (xz), red (yz), and green (xy) colors. The period is $T = 5000 \tau$.

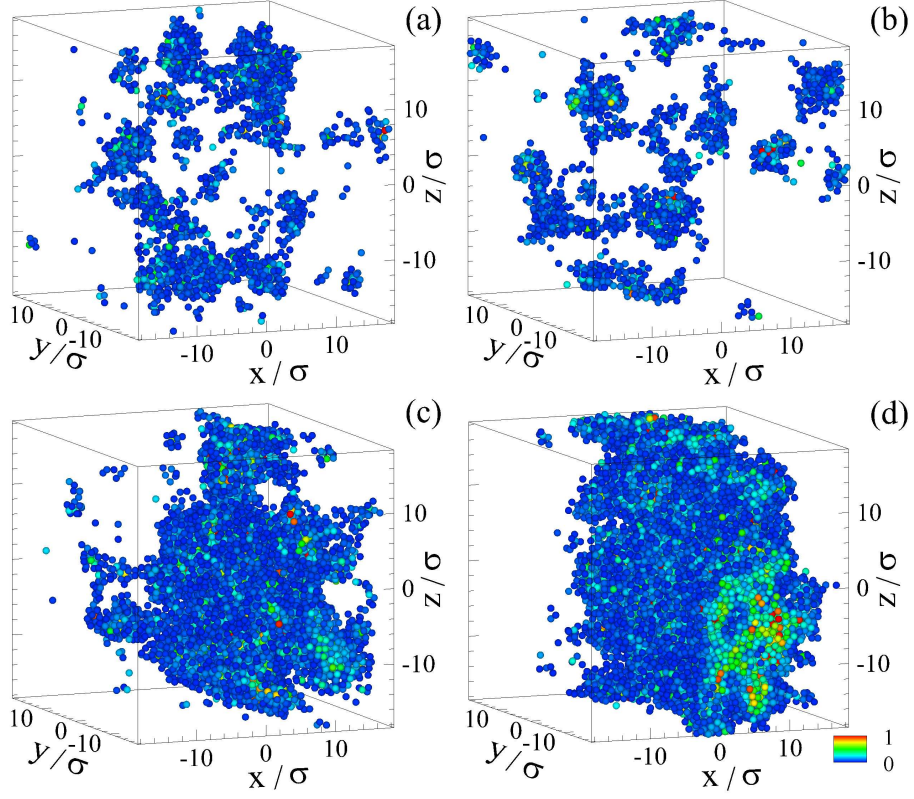


FIG. 6: (Color online) A sequence of snapshots during periodic shear along the xz plane with the strain amplitude $\gamma_0 = 0.067$. The nonaffine measure is (a) $D^2(400T, T) > 0.04\sigma^2$, (b) $D^2(1200T, T) > 0.04\sigma^2$, (c) $D^2(2000T, T) > 0.04\sigma^2$, and (d) $D^2(2400T, T) > 0.04\sigma^2$. The colorcode for D^2 is specified in the legend. The oscillation period is $T = 5000\tau$. The atoms are not shown to scale.

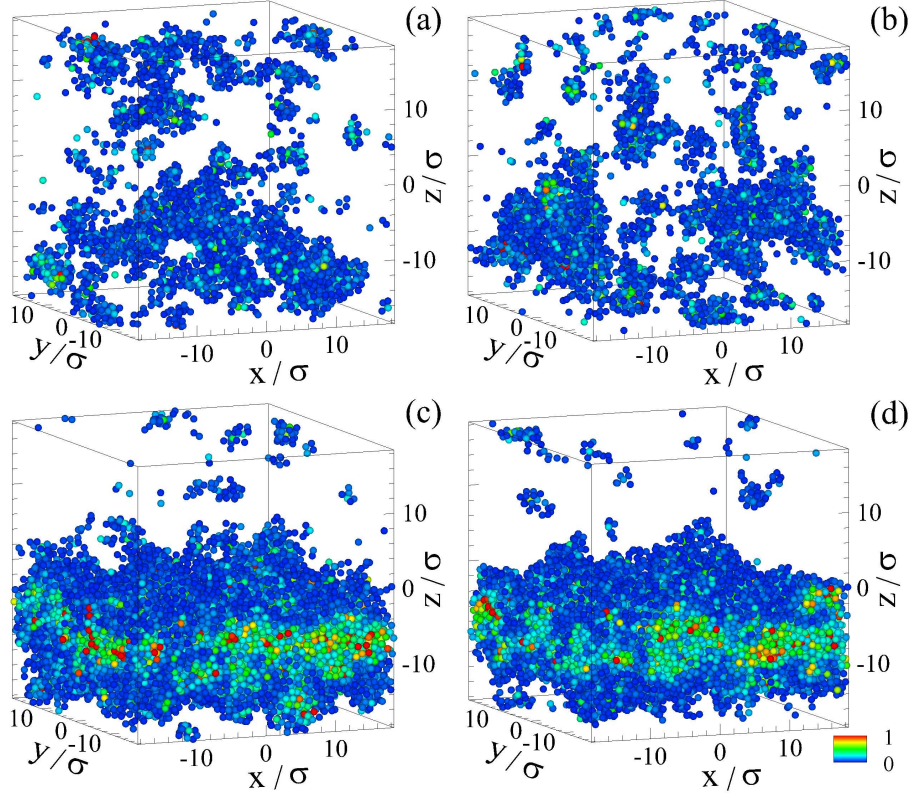


FIG. 7: (Color online) The snapshots of atomic configurations during alternating shear along the xz and yz planes with the strain amplitude $\gamma_0 = 0.067$. The nonaffine measure is (a) $D^2(400 T, T) > 0.04 \sigma^2$, (b) $D^2(1200 T, T) > 0.04 \sigma^2$, (c) $D^2(1600 T, T) > 0.04 \sigma^2$, and (d) $D^2(2000 T, T) > 0.04 \sigma^2$. The colorcode for D^2 is defined in the legend.

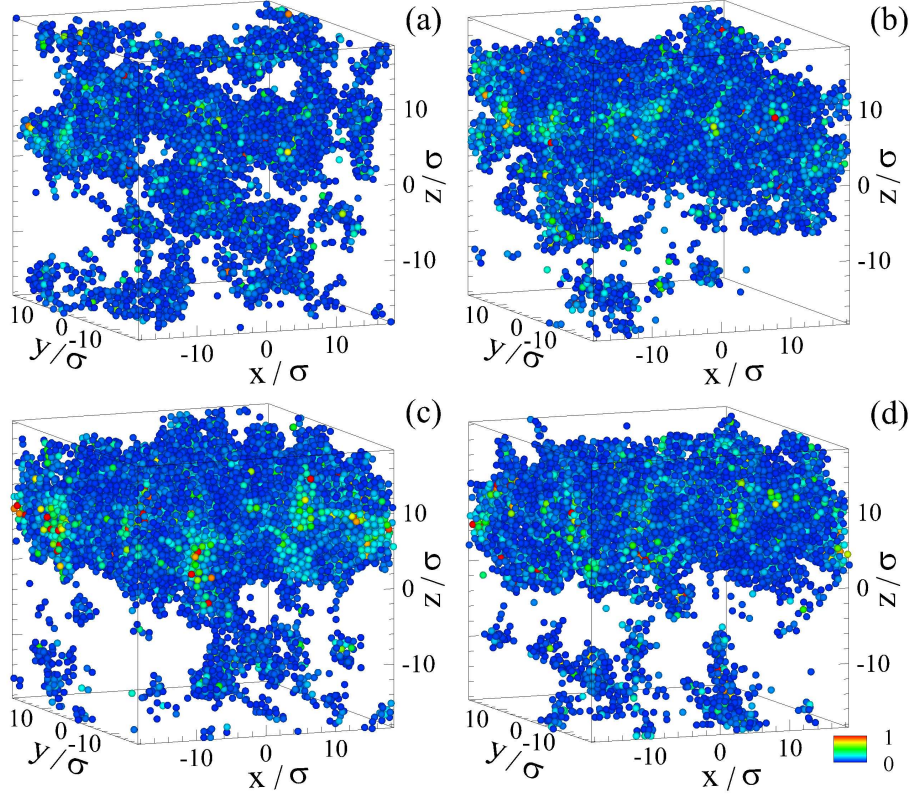


FIG. 8: (Color online) The snapshots of the system during alternating shear along the xz , yz , and xy planes with the strain amplitude $\gamma_0 = 0.067$. The nonaffine measure is (a) $D^2(400T, T) > 0.04\sigma^2$, (b) $D^2(800T, T) > 0.04\sigma^2$, (c) $D^2(1200T, T) > 0.04\sigma^2$, and (d) $D^2(2000T, T) > 0.04\sigma^2$. The colorcode for D^2 is shown in the legend.