

Active Learning for Entity Alignment

Max Berrendorf^{1*}, Evgeniy Faerman^{1*}, and Volker Tresp^{1,2}

¹ Ludwig-Maximilians-Universität München, Munich, Germany
{berrendorf,faerman}@dbs.ifi.lmu.de

² Siemens AG, Munich, Germany
volker.tresp@siemens.com

Abstract. In this work, we propose a novel framework for the labeling of entity alignments in knowledge graph datasets. Different strategies to select informative instances for the human labeler build the core of our framework. We illustrate how the labeling of entity alignments is different from assigning class labels to single instances and how these differences affect the labeling efficiency. Based on these considerations we propose and evaluate different active and passive learning strategies. One of our main findings is that passive learning approaches, which can be efficiently precomputed and deployed more easily, achieve performance comparable to the active learning strategies.

Keywords: Entity Alignment · Active Learning · Knowledge Graphs.

1 Introduction

Knowledge graphs (KG) store facts about entities in the form of (binary) relations and are increasingly used to include background knowledge into several Machine Learning tasks. While there exist various large open-source KGs, such as YAGO-3 [23], Wikidata [36], or ConceptNet [31], they often contain orthogonal information, and have their respective strength and weaknesses. Hence, being able to combine information from different knowledge graphs is required in many applications. An important subtask is to identify matching entities across several graphs, called *entity alignment* (EA). Recent years witnessed substantial advances regarding the methodology, in particular involving graph neural networks (GNNs) [5,6,17,26,32,33,34,35,38,40,42,44]. Common among these approaches is that they use a set of given seed alignments, and infer the remaining ones. While there are several benchmark datasets equipped with alignments, acquiring them in practice is a cumbersome and expensive task, often requiring human annotators. To address this problem, we propose to use *active learning* for entity alignment. In summary, our contributions are as follows:

- To the best of our knowledge, we are the first to propose using active learning for entity alignment in knowledge graphs. We investigate and formalize the problem, identify critical aspects and highlight differences to the classical active learning setting for classification.

* equal contribution

- A specialty of entity alignment is that learning is focused on information about aligned nodes. We show how to additionally utilize information about exclusive nodes in an active learning setting which leads to significant improvements.
- We propose several different heuristics, based upon node centrality, graph and embedding coverage, Bayesian model uncertainty, and certainty matching.
- We thoroughly evaluate and discuss the empirical performance of the heuristics on a well-established benchmark dataset using a recent GNN-based model. Thereby, we show that state-of-the-art heuristics on classification tasks based upon coverage and Bayesian uncertainty perform poorly compared to surprisingly simple node centrality based approaches.

2 Problem Setting

We study the problem of entity alignment for knowledge graphs (EA). A knowledge graph can be represented by the triple $\mathcal{G} = (\mathcal{E}, \mathcal{R}, \mathcal{T})$, where \mathcal{E} is a set of entities, \mathcal{R} a set of relations, and $\mathcal{T} \subseteq \mathcal{E} \times \mathcal{R} \times \mathcal{E}$ a set of triples. The alignment problem now considers two such graphs $\mathcal{G}^L, \mathcal{G}^R$ and seeks to identify entities common to both, together with their mapping. The mapping can be defined by the set of matching entity pairs $\mathcal{A} = \{(e, e') \mid e \in \mathcal{E}^L, e' \in \mathcal{E}^R, e \equiv e'\}$, where \equiv denotes the matching relation. While there are works using additional information such as attributes or entity labels, we solely consider the relational information conveyed by the graph structure. Thus, a subset of alignments $\mathcal{A}_{train} \subseteq \mathcal{A}$ is provided, and the task is to infer the remaining alignments $\mathcal{A}_{test} := \mathcal{A} \setminus \mathcal{A}_{train}$. With $\mathcal{A}^L := \{e \in \mathcal{E}^L \mid \exists e' \in \mathcal{E}^R : (e, e') \in \mathcal{A}\}$ we denote the set of entities from \mathcal{G}^L which do have a match in \mathcal{A} , and \mathcal{A}^R analogously. With $\mathcal{X}^L = \mathcal{E}^L \setminus \mathcal{A}^L$ we denote the set of exclusive entities in the graph \mathcal{G}^L which occur neither in train nor test alignment, and \mathcal{X}^R analogously.

In practice, obtaining high-quality training alignments means employing a human annotator. As knowledge graphs can become large, annotating a sufficient number of alignment pairs may require significant labeling efforts and hence might be costly. Thus, we study strategies to select the most informative alignment labels to achieve higher performance with fewer labels, which is commonly referred to as active learning. The following section surveys existing literature about active learning with particular focus to graphs and reveals differences of the those to our setting.

3 Related Work

Classical active learning approaches [29] often do not perform well in batch settings with neural network architectures. Therefore, developing active learning heuristics for neural networks is an active research area. New approaches were proposed for image [1,14,16,28,37,41], text [30,43] and relational [4,15,21,25,39] data. Active learning algorithms aim to select the most informative training

instances. For instance, the intuition behind uncertainty sampling [20] is that instances about which the model is unconfident comprise new or not yet explored information. However, the estimation of uncertainty of neural networks is not a trivial task, since neural networks are often overconfident about their predictions [13]. One approach to tackle this problem is to use Monte-Carlo dropout to estimate the uncertainty for active learning heuristics [14,25,30]. Alternatively, [1] demonstrated that ensembles of different models lead to better uncertainty estimation and consequently to better instance selection. The method described in [21] adopts a different approach and queries labels for instances for which it is the most certain that they are unlabeled. For this assessment the authors propose an adversarial framework, where the discriminator differentiates between labeled and unlabeled data.

Geometric or density-based approaches [4,15,16,28,39,41], on the other hand, aim to select the most representative instances. Therefore, unlabeled instances are selected for labeling in such a way that labeled instances cover unlabeled data in embedding space. Other approaches to estimate the informativeness of unlabeled samples use, e.g., the expected length of gradient [43].

Active learning approaches with neural networks on relational data were so far applied to the classification of nodes in homogeneous graphs [4,15,21,39] and link prediction in knowledge graphs [25]. In [8,7,24] authors propose active learning approaches for the graph matching problem, where the matching costs are known *in advance* and the goal is to minimize assignment costs. Note, that this is different from our task, where the goal is to learn meaningful representations of the entities.

4 Methodology

In this section, we introduce our proposed labeling setting and describe data post-processing to leverage exclusive nodes. Moreover, we propose a multitude of new labeling strategies, from which some are inspired by existing state-of-the-art heuristics for classification and others are developed completely new based on our intuitions. Finally, we present our evaluation framework for the evaluation of different heuristics.

4.1 Labeling Setting

Since we are dealing with the matching of knowledge graphs, where entities have meaningful labels, we assume that human annotators use these entity names for matching. Therefore, we see two different possibilities to formulate the labeling task:

1. The system presents annotators with possible matching pairs and they label it as **True** or **False**
2. The system presents annotators a node from one of the two graphs and the task is to find all matching nodes in the other graph.

In the first setting, it is easier to label a single instance, since it is a yes/no question. However, since each node can have more than one matching node in the other graph, $|\mathcal{E}^L| \times |\mathcal{E}^R|$ queries are necessary to label the whole dataset. In contrast, in the second setting human annotators should be similarly skilled but the time spent per labeled instance increases, because they have to think and search for possible matchings. However, there are the following advantages of the second setting:

- There are only $|\mathcal{E}^L| + |\mathcal{E}^R|$ possible queries.
- In both settings, the learning algorithm needs positive matchings to start training. Assuming $|\mathcal{A}^L| \approx |\mathcal{A}^R| \approx |\mathcal{A}|$ and $|\mathcal{E}^R| \approx |\mathcal{E}^L| \approx |\mathcal{E}|$, the probability to select a match with a random query is in the first setting $|\mathcal{A}|/|\mathcal{E}|^2$, whereas for the second setting it is $|\mathcal{A}|/|\mathcal{E}|$. Additionally, in the second setting it is possible to start with some single graph-based heuristics, e.g. based on some graph centrality score like degree or betweenness. For many knowledge graphs it is a valid assumption, that the probability to have a match is higher for more central nodes. Cold-start labeling performance is especially relevant when the labeling budget is restricted.
- In the classical active learning scenario there is the assumption that each query returns a valid label. However, for EA the information that two nodes do not match is of limited usefulness, since negative examples can also be obtained by negative sampling. By contrast, in the second setting, we can use information about missing matchings to adapt the dataset, see Section 4.2.

In this paper, we focus on the second setting. Note, that heuristics relying on information from the matching model described in Section 4.3 can also be applied in the first setting.

4.2 Dataset Adjustment

The main motivation of the EA task is either the fusion of knowledge into the single database or exchanging information between different databases. In both cases, the main assumption is that there is information in one graph, which is not available in the other. This information comes in the form of relations between aligned entities, relations with exclusive entities, or relations between exclusive entities. While larger differences between the graphs increase the value of their fusion, they also increase the difficulty of matching processes. One possibility to partially mitigate this problem is to enrich both graphs independently using link prediction and transfer links between aligned entities in the training set [5,21]. As this methodology does only deal with missing relations between shared entities, in this work we go a step further: Since we have control over the labeling process, we know which nodes are exclusive, because this information comes naturally from the annotators. Therefore, we propose to remove the exclusive nodes from the graphs for the matching step. After the matching is finished, the exclusive nodes can be re-introduced. Note, that in the classical EA setting, where the graphs and partial alignments are already given and there is no control over

dataset creation, the analogous removal of exclusive nodes is not possible: To determine whether a node is exclusive, or just not contained in the training alignment, requires access to the test alignments, and hence represents a form of test leakage.

4.3 Active Learning Heuristics

The main goal of active learning approaches is to select the most informative set of examples. In our setting, each query either results in matches, or verification of the exclusiveness, both providing new information. Nodes with an aligned node in the other graph contribute to the signal for the supervised training. State-of-the-art GNN models for EA learn by aggregating the k-hop neighborhood of a node. Two matching nodes in the training become similar when their aggregated neighborhood is similar. Therefore, the centrality of identified alignments or their coverage is important for the performance. On the other hand, exclusive nodes improve training by making both graphs more similar. Since it is not clear from the outset, what affects the final performance most, we analyze heuristics with different types of inductive biases.

Node Centrality Selecting nodes with high centrality in the graph has the following effects: (a) a higher probability to have a matching in the opposite graph, and (b) updates for a larger number of neighbors in case of a match, or significant graph changes when being exclusive. Although there is a large variety of different centrality measures in graphs [9], we observed in initial experiments that they perform similarly. Therefore, in this work, we evaluate two heuristics which are based on the nodes’ role in the graph. The first, *degree* heuristic (denoted as *deg*), orders nodes by their degree and the nodes with a higher degree are selected first. The second, *betweenness* heuristic (*betw*), works similarly and relies on betweenness centrality measure.

Graph Coverage Real-World graphs tend to have densely connected components [10]. In this case, if nodes for labeling are selected according to some centrality measure, there may be a significant overlap of neighborhoods, while large portions of the graph do receive no or very rare updates. Therefore, we propose a heuristic, seeking to distribute labels across the graph. We adopt an *approximate vertex cover* algorithm [27] to define an active learning heuristic for entity alignment. Each node is initialized with a weight equal to its degree. Subsequently, we select the node from both graphs with the largest weight, remove it from the candidate list, and decrease the weight of all its neighbors by one. We denote this heuristic as *avc*.

Embedding Space Coverage The goal of embedding space coverage approaches is to cover the parts of the embedding space containing data as well as possible. Here we adapt the state-of-the art method *coreset* [28] (denoted as

cs) for the EA task. Thereby, we aim to represent the embedding space of each graph by nodes with *positive* matchings. We adopt a greedy approach from [28], because its performance was similar to the mixed-integer program algorithm while being significantly faster. In the process of node selection, it is not known whether nodes in the same batch have matchings or are exclusive. Thereby, in each step, each candidate node is associated with a score according to its distance to the nearest positive matching or the nodes already selected as potential positives in the same batch. The node with the largest distance to a closest positive point is added to the batch.

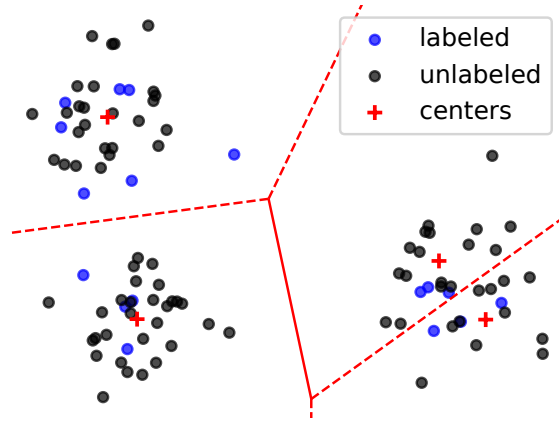


Fig. 1. Schematic visualization of the *esccn* heuristic. The labeled nodes per cluster are counted and used to derive the number of samples to sample from this cluster. Another heuristic is then used to select the specific number from the given clusters, e.g. a graph-based *degree* heuristic.

Embedding Space Coverage by Central Nodes The possible disadvantage of *coreset* heuristic in the context of entity alignment is that selected nodes may have low centrality and therefore affect only a small portion of the graph. Intuitively, it is possible because each next candidate is maximally distant from all nodes with positive matchings, which in turn are expected to be more or less central. In this heuristic, we try to remedy this effect and sample nodes with high centrality in different parts of embedding space. Therefore, in each step, we perform clustering of node representations from both graphs in the joint space, c.f. Figure 1. We count already labeled nodes in each cluster and determine the number of candidates to be selected from this specific cluster. This number is inversely proportional to the number of already labeled nodes in the cluster. We then use a node centrality based heuristic to select the chosen number of candidates per cluster. We denote this heuristic by *esccn*.

Uncertainty Matching Uncertainty-based approaches are motivated by the idea, that the most informative nodes are those for which the model is most uncertain about the final prediction. We reformulate EA as a classification problem, where the number of classes corresponds to the number of matching candidates, and normalize the vector of similarities to the matching candidates with the softmax operation. A typical uncertainty metric for classification is *Shannon entropy* computed over the class probability distribution, where large entropy corresponds to high uncertainty. We can employ *Monte-Carlo Dropout* to compute a Bayesian approximation of the softmax for the entropy similarly to [15]. However, the repeatable high entropy across multiple dropout masks is an indication for the *prediction uncertainty*, where the model is *certain* that good prediction is not possible. In the context of entity alignment we expect high prediction uncertainty for the exclusive nodes, since a model may be *certain* about lacking good matchings. Therefore we opt for model uncertainty for the entity alignment. The model uncertainty is high if the model makes different (certain) decisions for the same instances in multiple runs [12]. We employ *BALD* [19] with Monte-Carlo Dropout [15]. The heuristic computes the expected difference between the entropy of single model prediction and expected entropy. Note, that a large number of classes may lead to similar entropy and BALD values for the whole dataset. To mitigate this effect we employ softmax temperature [18].

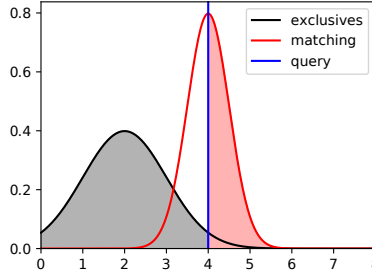


Fig. 2. Visualization of scoring method of the *prexp* heuristic. We fit two normal distributions for matching and exclusive nodes. Each distribution models the maximum similarity these nodes have to any node in the other graph ($s_{max}(q)$). To assess the quality of a query q , we get its maximum similarity, and evaluate $P_{match}(s_{max}(e) \leq s_{max}(q)) - P_{excl}(s_{max}(e) \geq s_{max}(q))$, i.e. the black area minus the red one.

Certainty Matching A distinctive property of EA is that the signal for the supervised learning is provided only by the part of the labeled nodes which have a matching partner in the other graph. Therefore, we propose a heuristic that prefers nodes having matches in the opposite graph, named *previous-experience-based* (*prexp*). As the model is trained to have high similarities between matching nodes, the most likely matching partner for a given node is given by the node with maximum similarity. Moreover, we expect that higher similarity values indicate

a better match, such that we can utilise this maximum similarity as a matching score: $s_{max}(e) = \max_{e' \in \mathcal{E}^R} \text{similarity}(e, e')$ for $e \in \mathcal{E}^L$. Thus, we hypothesize that the distribution of maximum similarity values between exclusive nodes, and those having a matching partner differ, and can be used to distinguish those categories. However, we note that the similarity distribution for already labeled nodes may be different from those which are not labeled, as the labeled nodes directly receive updates by a supervised loss signal. Hence, we use *historical* similarity values acquired when we selected unlabeled nodes for labeling, and the ground truth information about them having a match received after the labeling. Based on these, we fit two normal distributions for maximum similarities: The first distribution with the probability function P_{match} describes the distribution of maximal similarity score of nodes with matchings. Similarly, the function P_{excl} computes the probability that the maximal similarity score belongs to an exclusive node. For each entity in question e we take its maximal similarity score to the candidate in other graph and compute a difference between two probabilities $P_{match}(s_{max}(e) \leq x) - P_{excl}(s_{max}(e) \geq x)$ as heuristic score, c.f. Figure 2. This score is large if the maximal similarity of exclusive nodes is smaller than of nodes with matchings. We keep only entities with the score greater than threshold t , where t is a hyperparameter. This way we make sure, that the score is used only if matching and exclusive nodes are distinguishable. If there are not enough entities that fulfill this requirement, we use some simple fallback heuristic, e.g. degree, for the remaining nodes.

5 Evaluation Framework

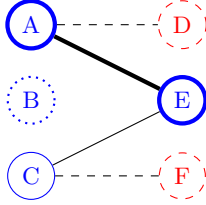


Fig. 3. Visualization of node categorisation for $\mathcal{E}^L = \{A, B, C\}$, and $\mathcal{E}^R = \{D, E, F\}$. Solid lines represent training alignments, whereas dashed ones denote test alignments. Node B is the only exclusive node. All blue nodes are in the initial pool \mathcal{P}_0 . The red dashed nodes D and F may not be requested for labeling as they neither are exclusive nor participate in a training alignment. When node A is requested, only the alignment (A, E) is returned, and A , as well as E , become unavailable. The second training alignment (C, E) can still be obtained by requesting C .

In order to evaluate active learning heuristics in-vitro, an alignment dataset comprising two graphs and labeled alignments is used. These alignments are

split into training alignments \mathcal{A}_{train} and test alignments \mathcal{A}_{test} . We employ an incremental batch-wise pool-based framework.

At step i , there is a pool of potential queries $\mathcal{P}_i \subseteq (\mathcal{E}^L \cup \mathcal{E}^R)$, from which a heuristic selects a fixed number of elements $\mathcal{Q}_i \subseteq \mathcal{P}_i$, where $b = |\mathcal{Q}_i|$ is often called the budget. These queries are then passed to an alignment oracle \mathfrak{D} simulating the labeling process, and returning $\mathfrak{D}(\mathcal{Q}_i) = (\mathcal{A}_i, \mathcal{X}_i^L, \mathcal{X}_i^R)$, where the first component comprises the discovered alignments $\mathcal{A}_i = \{(a, a') \in \mathcal{A}_{train} \mid \{a, a'\} \cap \mathcal{Q}_i \neq \emptyset\}$, and the last components the exclusive nodes $\mathcal{X}_i^L = \mathcal{X}^L \cap \mathcal{Q}_i$, and \mathcal{X}_i^R analogously. Afterwards, the labeled nodes are removed from the pool, i.e. $\mathcal{P}_{i+1} = \mathcal{P}_i \setminus (\mathcal{A}_i^L \cup \mathcal{A}_i^R \cup \mathcal{X}_i^L \cup \mathcal{X}_i^R)$. Note that when dealing with 1:n matchings, we remove all matches from the set of available nodes, despite some of them having additional alignment partners. This is not a problem, as each alignment edge can be retrieved using any of its endpoints. Now, the model is trained with all already found alignments, denoted by $\mathcal{A}_{\leq i}$, and without all exclusive nodes discovered so far, denoted by $\mathcal{X}_{\leq i}^L, \mathcal{X}_{\leq i}^R$, given as

$$\mathcal{A}_{\leq i} = \bigcup_{j \leq i} \mathcal{A}_j, \quad \mathcal{X}_{\leq i}^L = \bigcup_{j \leq i} \mathcal{X}_j^L, \quad \mathcal{X}_{\leq i}^R = \bigcup_{j \leq i} \mathcal{X}_j^R.$$

Following [30,25], we do not reset the parameters, but warm-start the model with the parameters from the previous iteration. The pool is initialised with

$$\mathcal{P}_0 := \mathcal{A}_{train}^L \cup \mathcal{A}_{train}^R \cup \mathcal{X}^L \cup \mathcal{X}^R.$$

We exclude nodes which are not contained in the training alignment, but in the test alignments, as in this case either a test alignment has to be revealed, or a node has to be unfaithfully classified as exclusive. An illustration of the pool construction and an example query of size one is given in Figure 3.

6 Experiments

6.1 Setup

For evaluation we use both subsets of the WK3l-15k dataset [6]³. Similarly to [26] we extract additional entity alignments from the triple alignments. Besides using the official train-test split, we perform an additional 80-20 train-validation split shared across all runs. Note, that we additionally evaluate the transferability of the hyperparameter settings. One of the challenges in active learning is that hyperparameter search for a new dataset is not possible because of the lack of labeled data at the beginning. Therefore, for the evaluation of the second subset **en-fr**, we use the best hyperparameter settings which we obtained using **en-de** and compare how consistent are results for both subsets. Table 1 summarizes important dataset statistics.

³ Note that the frequently used DBP15k dataset is not suitable for our experiments due to its construction. Exclusive nodes in DBP15K are exactly those having a degree of one and are therefore trivial to identify.

subset	graph	$ \mathcal{T} $	$ \mathcal{E} $	$ \mathcal{R} $	$ \mathcal{A} $	$ \mathcal{X} $
en-de	en	209,041	15,127	1,841	10,383	4,744
	de	144,244	14,603	596		4,220
en-fr	en	203,356	15,170	2,228	8,024	7,146
	fr	169,329	15,393	2,422		7,369
subset		$ \mathcal{A}_{test} $	$ \mathcal{A}_{train} $	$ \mathcal{A}_{val} $		$ \mathcal{Q}_{max} $
en-de		7,268	2,492	623		13,948
en-fr		5,617	1,925	482		18,365

Table 1. Dataset Statistics. $|\mathcal{Q}_{max}| = 2 \cdot |\mathcal{A}_{train}| + |\mathcal{X}^L| + |\mathcal{X}^R|$ is an upper bound of the number of possible queries.

We employ a GNN-based model, GCN-Align [38]. We use the same settings as found in [2], i.e. a two-layer GCN, an embedding dimension of 200, no convolution weights, and Adam optimizer with a learning rate of 1. To allow for Monte-Carlo Dropout estimation for the Bayesian heuristics, we additionally add a dropout layer between the embeddings and the GCN and vary the dropout rate. As loss function, we employ a margin-based matching loss and we exclude so far identified exclusive nodes from the pool of negative samples. Let $\phi^L(i^L)$ denote the representation extracted for node i^L . Then, we define the score of an alignment candidate as the negative ℓ_p distance of the corresponding nodes' representations, i.e.

$$\psi(i^L, i^R) = -\|\phi^L(i^L) - \phi^R(i^R)\|.$$

Given a known alignment (i_+^L, i_+^R) and a negative sample (j_-^L, j_-^R) , we use a margin loss with margin parameter τ :

$$M(i_+^L, i_+^R, j_-^L, j_-^R) = \max\{0, \psi(j_-^L, j_-^R) - \psi(i_+^L, i_+^R) + \tau\}$$

Finally, we define the full matching loss to be

$$\begin{aligned} \mathcal{L}(\mathcal{A}) &= \frac{1}{|\mathcal{A}|} \sum_{(a^L, a^R) \in \mathcal{A}} \frac{\mathcal{L}^L(a^L, a^R) + \mathcal{L}^R(a^L, a^R)}{2} \\ \mathcal{L}^L(a^L, a^R) &= \mathbb{E}_{n^R \sim U[\mathcal{E}^R \setminus \mathcal{X}^R]} M(a^L, a^R, a^L, n^R) \\ \mathcal{L}^R(a^L, a^R) &= \mathbb{E}_{n^L \sim U[\mathcal{E}^L \setminus \mathcal{X}^L]} M(a^L, a^R, n^L, a^R) \end{aligned}$$

For the distance, we use $p = 1$, the margin parameter is set as $\tau = 3$, and the expected values are computed by Monte-Carlo sampling with 50 samples. Following [1], we use 25 runs with different dropout masks for Bayesian approaches. As evaluation protocol, we always retrieve 200 queries from the heuristic, update the exclusives and alignments using the oracle, and train the model for up to 4k epochs with early stopping on validation mean reciprocal rank (MRR) evaluated every 20 epochs, with a patience value of 200 epochs. There are different scores

for the evaluation of entity alignment which evaluate different performance aspects [3]. In this work, we report Hits@1 (H@1) on the test alignments, since this metric is most relevant for the applications. In a hyperparameter search we varied the following parameters and chose the best setting according to AUC for the step vs. validation H@1 score, in the given ranges:

- BALD:
 - Softmax temperature $\{0.01, 0.1, 1.0, 10, 100\}$
- ESCCN: we use k-means clustering with
 - $\{4, 16, 32, 64, 128, 256, 512\}$ centroids.
- PREXP:
 - threshold $t \{0.05, 0.1, 0.2, 0.5, 0.7\}$,
 - steps to look back $\{1, 2, 3, 5, 10\}$

Using the best hyperparameter configuration we reran the experiments five times and report mean and standard deviation of the results on the test set.

6.2 Results

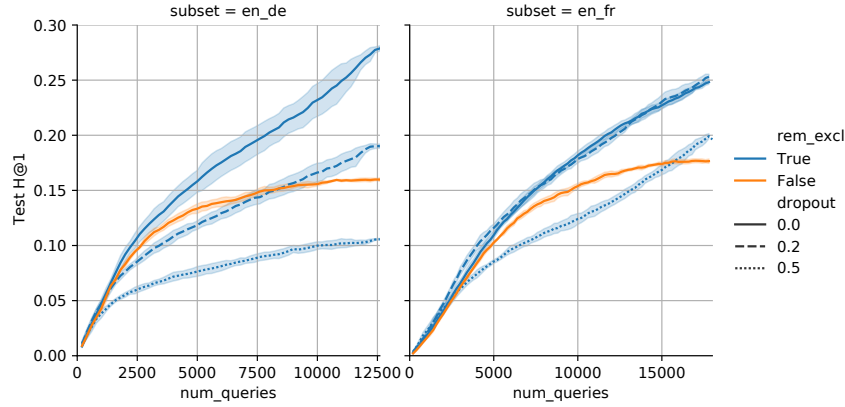


Fig. 4. Performance vs number of queries for random baseline with different levels of dropout, and when removing exclusive nodes from message passing. Removing exclusives significantly improves the final performance.

Removal of exclusives Figure 4 shows the test performance of the random selection baseline heuristic compared to the number of queries, with the standard deviation across five runs shown as shaded areas. As can be seen by comparing the two solid lines, removing exclusives is advantageous, in particular when many queries are performed, i.e. many exclusives are removed. Therefore, we focus the subsequent analysis only on the case, when found exclusives are removed from the graph. Moreover, we can see that using a high dropout value of 0.5 is disadvantageous on both datasets. While a dropout value of 0.2 also hurts performance for the **en-de** subset, it does not have a negative influence on **en-fr**.

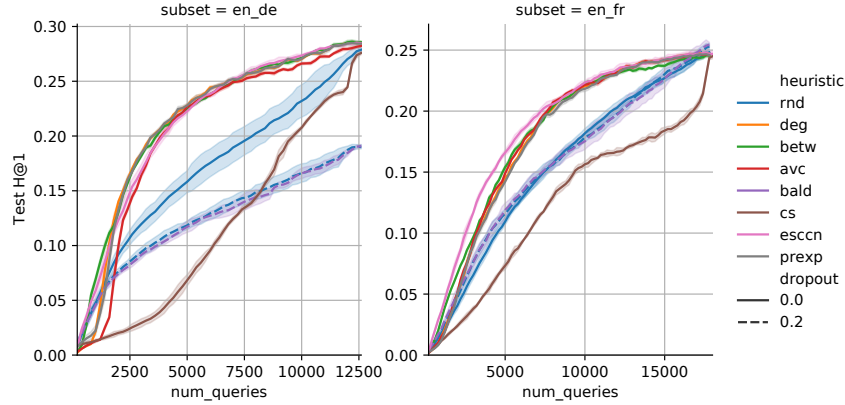


Fig. 5. Performance on test alignments vs. number of queries for different heuristics.

Comparison of different heuristics Figure 5 compares the performance of different heuristics through all steps. Since there is a large overlap across different heuristics we additionally compute AUC for each heuristic and report it in Table 2.

Table 2. Mean and standard deviation of AUC number of queries vs. test hits @ 1 aggregated from five different runs for each heuristic and subset. Within a subset, the heuristics are sorted according to mean AUC.

subset=en-de		subset=en-fr	
heuristic	AUC H@1	heuristic	AUC H@1
betw	.2126 ± .0006	escnn	.1620 ± .0015
deg	.2108 ± .0009	betw	.1541 ± .0006
escnn	.2105 ± .0022	avc	.1509 ± .0004
prexp	.2102 ± .0013	deg	.1489 ± .0004
avc	.2007 ± .0008	prexp	.1474 ± .0014
rnd	.1493 ± .0226	bald	.1219 ± .0038
bald	.1208 ± .0017	rnd	.1202 ± .0024
cs	.1118 ± .0017	cs	.0926 ± .0011

From the results, we observe that our expectations about the performance of different heuristics are mostly confirmed. Most of the heuristics perform significantly better than random sampling. Our intuitions about possible problems with *coreset* in the context of entity alignment are also verified: The heuristic performs consistently worse than the random sampling baseline. On the other hand, our new *escnn* heuristic, which also tries to cover embedding space, but uses most central nodes instead, is one of the best performing heuristics. We also observe an inferior performance of the uncertainty-based heuristic, which

performance is comparable with the random heuristic. Note, that we also evaluated softmax entropy and maximal variation ratio heuristics from [15] and their performance was similar. Overall, we see similar patterns for both subsets: There is a set of good performing heuristics and their performance is very similar.

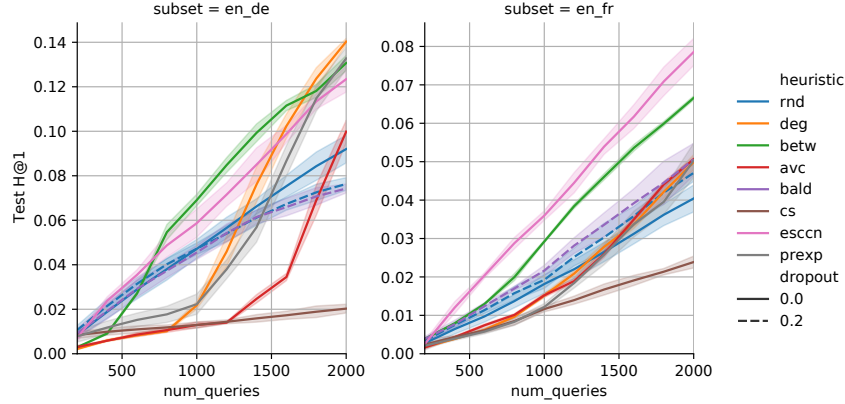


Fig. 6. Performance on test alignments vs. number of queries for different heuristics. This figure shows only queries up to 2,000, i.e. the region where not many alignments have been found so far.

Performance in earlier stages In many real-life applications the labeling budget is limited, therefore the model performance in the first steps is of higher relevance. Therefore, in Figure 6, we analyze the model performance in the first 2,000 iterations. We observe that the *escnn* and *betw* heuristics compete for first prize and that towards the end they are superseded by other heuristics.

Influence of positive matchings In Figure 7, we show the number of alignment pairs identified by each heuristic in the first 2,000 steps. For most heuristics the plots look very similar to the plots in Figure 6 above with the performance on the y axis. In Figure 4, we also saw that the removal of exclusive nodes affects the performance only at later iterations. Therefore, we can conclude that finding nodes with matches is especially important in the early training stages.

On the whole we can conclude that node centrality based heuristics like *betw* are the right choice for active learning for entity alignment. It achieves performance comparable with model-based approaches and does not require access to model predictions during the labeling process. The labeling ordering can be precomputed and does not change, also facilitating to parallelize the labeling process for a fixed budget to multiple annotators, e.g. using systems such as Amazon Mechanical Turk.

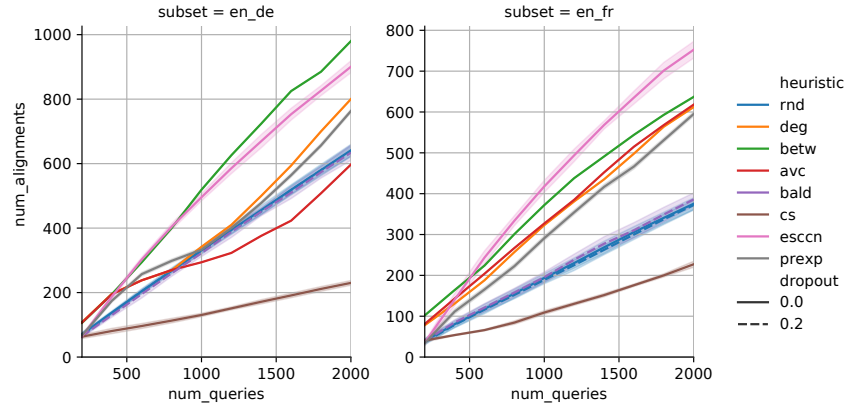


Fig. 7. Number of found training alignments vs. number of queries for different heuristics. This figure shows only queries up to 2,000, i.e. the region where not many alignments have been found so far.

7 Conclusion

In this paper, we introduced the novel task of active learning for entity alignment and discussed its differences to the classical active learning setting. Moreover, we proposed several different heuristics, both, adaptations of existing heuristics used for classification, as well as heuristics specifically designed for this particular task. In a thorough empirical analysis, we showed strong performance of simple centrality and graph cover heuristics, while adaptations of state-of-the-art heuristics for classification showed inferior performance. For future work, we envision transferring our approaches to other graph matching problems, such as matching road networks [11] or approximating graph edit distance [22]. Moreover, we aim to study the generalization of our findings to other datasets and models.

References

1. Beluch, W.H., Genewein, T., Nürnberger, A., Köhler, J.M.: The power of ensembles for active learning in image classification. In: CVPR. pp. 9368–9377. IEEE Computer Society (2018)
2. Berrendorf, M., Faerman, E., Melnychuk, V., Tresp, V., Seidl, T.: Knowledge graph entity alignment with graph convolutional networks: Lessons learned. arXiv preprint arXiv:1911.08342 (2019)
3. Berrendorf, M., Faerman, E., Vermue, L., Tresp, V.: Interpretable and fair comparison of link prediction or entity alignment methods with adjusted mean rank. arXiv preprint arXiv:2002.06914 (2020)
4. Cai, H., Zheng, V.W., Chang, K.C.C.: Active learning for graph embedding. arXiv preprint arXiv:1705.05085 (2017)
5. Cao, Y., Liu, Z., Li, C., Liu, Z., Li, J., Chua, T.: Multi-channel graph neural network for entity alignment. In: ACL (1). pp. 1452–1461. ACL (2019)

6. Chen, M., Tian, Y., Yang, M., Zaniolo, C.: Multilingual knowledge graph embeddings for cross-lingual knowledge alignment. In: IJCAI. pp. 1511–1517. ijcai.org (2017)
7. Cortés, X., Serratos, F.: Active-learning query strategies applied to select a graph node given a graph labelling. In: GBRPR. Lecture Notes in Computer Science, vol. 7877, pp. 61–70. Springer (2013)
8. Cortés, X., Serratos, F., Solé-Ribalta, A.: Active graph matching based on pairwise probabilities between nodes. In: SSPR/SPR. Lecture Notes in Computer Science, vol. 7626, pp. 98–106. Springer (2012)
9. Das, K., Samanta, S., Pal, M.: Study on centrality measures in social networks: a survey. *Social Netw. Analys. Mining* **8**(1), 13 (2018)
10. Faerman, E., Borutta, F., Fountoulakis, K., Mahoney, M.W.: LASAGNE: locality and structure aware graph node embedding. In: WI. pp. 246–253. IEEE Computer Society (2018)
11. Faerman, E., Voggenreiter, O., Borutta, F., Emrich, T., Berrendorf, M., Schubert, M.: Graph alignment networks with node matching scores. In: Graph Representation Learning NeurIPS 2019 Workshop (2019)
12. Gal, Y.: Uncertainty in deep learning. Ph.D. thesis, PhD thesis, University of Cambridge (2016)
13. Gal, Y., Ghahramani, Z.: Dropout as a bayesian approximation: Representing model uncertainty in deep learning. In: ICML. JMLR Workshop and Conference Proceedings, vol. 48, pp. 1050–1059. JMLR.org (2016)
14. Gal, Y., Islam, R., Ghahramani, Z.: Deep bayesian active learning with image data. In: ICML. Proceedings of Machine Learning Research, vol. 70, pp. 1183–1192. PMLR (2017)
15. Gao, L., Yang, H., Zhou, C., Wu, J., Pan, S., Hu, Y.: Active discriminative network representation learning. In: IJCAI. pp. 2142–2148. ijcai.org (2018)
16. Geifman, Y., El-Yaniv, R.: Deep active learning over the long tail. arXiv preprint arXiv:1711.00941 (2017)
17. Guo, L., Sun, Z., Hu, W.: Learning to exploit long-term relational dependencies in knowledge graphs. In: ICML. Proceedings of Machine Learning Research, vol. 97, pp. 2505–2514. PMLR (2019)
18. Hinton, G., Vinyals, O., Dean, J.: Distilling the knowledge in a neural network. arXiv preprint arXiv:1503.02531 (2015)
19. Houlisby, N., Huszár, F., Ghahramani, Z., Lengyel, M.: Bayesian active learning for classification and preference learning. arXiv preprint arXiv:1112.5745 (2011)
20. Lewis, D.D., Catlett, J.: Heterogeneous uncertainty sampling for supervised learning. In: ICML. pp. 148–156. Morgan Kaufmann (1994)
21. Li, C., Cao, Y., Hou, L., Shi, J., Li, J., Chua, T.: Semi-supervised entity alignment via joint knowledge embedding model and cross-graph model. In: EMNLP/IJCNLP (1). pp. 2723–2732. ACL (2019)
22. Li, Y., Gu, C., Dullien, T., Vinyals, O., Kohli, P.: Graph matching networks for learning the similarity of graph structured objects. In: ICML. Proceedings of Machine Learning Research, vol. 97, pp. 3835–3845. PMLR (2019)
23. Mahdisoltani, F., Biega, J., Suchanek, F.M.: YAGO3: A knowledge base from multilingual wikipedias. In: CIDR. www.cidrdb.org (2015)
24. Malmi, E., Gionis, A., Terzi, E.: Active network alignment: a matching-based approach. In: Proceedings of the 2017 ACM on Conference on Information and Knowledge Management. pp. 1687–1696 (2017)
25. Ostapuk, N., Yang, J., Cudré-Mauroux, P.: Activelink: Deep active learning for link prediction in knowledge graphs. In: WWW. pp. 1398–1408. ACM (2019)

26. Pei, S., Yu, L., Hoehndorf, R., Zhang, X.: Semi-supervised entity alignment via knowledge graph embedding with awareness of degree difference. In: WWW. pp. 3130–3136. ACM (2019)
27. Puthal, D., Nepal, S., Paris, C., Ranjan, R., Chen, J.: Efficient algorithms for social network coverage and reach. In: BigData Congress. pp. 467–474. IEEE Computer Society (2015)
28. Sener, O., Savarese, S.: Active learning for convolutional neural networks: A core-set approach. In: ICLR (Poster). OpenReview.net (2018)
29. Settles, B.: Active learning literature survey. Tech. rep., University of Wisconsin-Madison Department of Computer Sciences (2009)
30. Shen, Y., Yun, H., Lipton, Z.C., Kronrod, Y., Anandkumar, A.: Deep active learning for named entity recognition. In: ICLR (Poster). OpenReview.net (2018)
31. Speer, R., Chin, J., Havasi, C.: Conceptnet 5.5: An open multilingual graph of general knowledge. In: AAAI. pp. 4444–4451. AAAI Press (2017)
32. Sun, Z., Hu, W., Li, C.: Cross-lingual entity alignment via joint attribute-preserving embedding. In: ISWC (1). Lecture Notes in Computer Science, vol. 10587, pp. 628–644. Springer (2017)
33. Sun, Z., Hu, W., Zhang, Q., Qu, Y.: Bootstrapping entity alignment with knowledge graph embedding. In: IJCAI. pp. 4396–4402 (2018)
34. Sun, Z., Wang, C., Hu, W., Chen, M., Dai, J., Zhang, W., Qu, Y.: Knowledge graph alignment network with gated multi-hop neighborhood aggregation. arXiv preprint arXiv:1911.08936 (2019)
35. Trisedya, B.D., Qi, J., Zhang, R.: Entity alignment between knowledge graphs using attribute embeddings. In: AAAI. pp. 297–304. AAAI Press (2019)
36. Vrandečić, D., Krötzsch, M.: Wikidata: a free collaborative knowledgebase. Communications of the ACM **57**(10), 78–85 (2014)
37. Wang, K., Zhang, D., Li, Y., Zhang, R., Lin, L.: Cost-effective active learning for deep image classification. IEEE Trans. Circuits Syst. Video Techn. **27**(12), 2591–2600 (2017)
38. Wang, Z., Lv, Q., Lan, X., Zhang, Y.: Cross-lingual knowledge graph alignment via graph convolutional networks. In: EMNLP. pp. 349–357. ACL (2018)
39. Wu, Y., Xu, Y., Singh, A., Yang, Y., Dubrawski, A.: Active learning for graph neural networks via node feature propagation. arXiv preprint arXiv:1910.07567 (2019)
40. Xu, K., Wang, L., Yu, M., Feng, Y., Song, Y., Wang, Z., Yu, D.: Cross-lingual knowledge graph alignment via graph matching neural network. In: ACL (1). pp. 3156–3161. ACL (2019)
41. Yang, L., Zhang, Y., Chen, J., Zhang, S., Chen, D.Z.: Suggestive annotation: A deep active learning framework for biomedical image segmentation. In: MICCAI (3). Lecture Notes in Computer Science, vol. 10435, pp. 399–407. Springer (2017)
42. Zhang, Q., Sun, Z., Hu, W., Chen, M., Guo, L., Qu, Y.: Multi-view knowledge graph embedding for entity alignment. In: IJCAI. pp. 5429–5435. ijcai.org (2019)
43. Zhang, Y., Lease, M., Wallace, B.C.: Active discriminative text representation learning. In: AAAI. pp. 3386–3392. AAAI Press (2017)
44. Zhu, Q., Zhou, X., Wu, J., Tan, J., Guo, L.: Neighborhood-aware attentional representation for multilingual knowledge graphs. In: IJCAI. pp. 1943–1949. ijcai.org (2019)