

Longer time accuracy for incompressible Navier-Stokes simulations with the EMAC formulation

Maxim A. Olshanskii *

Leo G. Rebholz[†]

Abstract

In this paper, we consider the recently introduced EMAC formulation for the incompressible Navier-Stokes (NS) equations, which is the only known NS formulation that conserves energy, momentum and angular momentum when the divergence constraint is only weakly enforced. Since its introduction, the EMAC formulation has been successfully used for a wide variety of fluid dynamics problems. We prove that discretizations using the EMAC formulation are potentially better than those built on the commonly used skew-symmetric formulation, by deriving a better longer time error estimate for EMAC: while the classical results for schemes using the skew-symmetric formulation have Gronwall constants dependent on $\exp(C \cdot Re \cdot T)$ with Re the Reynolds number, it turns out that the EMAC error estimate is free from this explicit exponential dependence on the Reynolds number. Additionally, it is demonstrated how EMAC admits smaller lower bounds on its velocity error, since incorrect treatment of linear momentum, angular momentum and energy induces lower bounds for L^2 velocity error, and EMAC treats these quantities more accurately. Results of numerical tests for channel flow past a cylinder and 2D Kelvin-Helmholtz instability are also given, both of which show that the advantages of EMAC over the skew-symmetric formulation increase as the Reynolds number gets larger and for longer simulation times.

1 Introduction

We consider herein numerical schemes for the incompressible Navier-Stokes equations (NSE), which are given by

$$\mathbf{u}_t + (\mathbf{u} \cdot \nabla) \mathbf{u} + \nabla p - \nu \Delta \mathbf{u} = \mathbf{f}, \quad (1)$$

$$\operatorname{div} \mathbf{u} = 0, \quad (2)$$

$$\mathbf{u}(0) = \mathbf{u}_0, \quad (3)$$

in a domain $\Omega \subset \mathbb{R}^d$, $d=2$ or 3 , with polyhedral and Lipschitz boundary, \mathbf{u} and p representing the unknown velocity and pressure, \mathbf{f} an external force, \mathbf{u}_0 the initial velocity, and ν the kinematic viscosity which is inversely proportional to the Reynolds number Re . Appropriate boundary conditions are required to close the system, and for simplicity we will consider the case of homogeneous Dirichlet boundary conditions, $\mathbf{u}|_{\partial\Omega} = \mathbf{0}$.

In the recent work [6], the authors showed that due to the divergence constraint, the NSE nonlinearity could be equivalently be written as

$$\mathbf{u} \cdot \nabla \mathbf{u} + \nabla p = 2\mathbf{D}(\mathbf{u})\mathbf{u} + (\operatorname{div} \mathbf{u})\mathbf{u} + \nabla P,$$

*Department of Mathematics, University of Houston, Houston TX 77004 (molshan@math.uh.edu)

[†]Department of Mathematical Sciences, Clemson University, Clemson, SC 29634 (rebholz@clemson.edu)

with $P = p - \frac{1}{2}|\mathbf{u}|^2$ and \mathbf{D} denoting the rate of deformation tensor. Reformulating in this way was named in [6] to be the *energy, momentum and angular momentum conserving* (EMAC) formulation of the NSE, since when discretized with a Galerkin method that only weakly enforces the divergence constraint, the EMAC formulation still produces a scheme that conserves each of energy, momentum, and angular-momentum, as well as properly defined 2D enstrophy, helicity, and total vorticity. This is in contrast to the well-known convective, conservative, rotational, and skew-symmetric formulations, which are each shown in [6] to not conserve at least one of energy, momentum or angular momentum.

The EMAC formulation, and its related numerical schemes, is part of a long line of research extending back at least to Arakawa that has the theme “incorporating more accurate physics into discretizations leads to more stable and accurate numerical solutions, especially over long time intervals.” There are typically many ways to discretize a particular PDE, but choosing (or developing) a method that more accurately reproduces important physical balances or conservation laws will often lead to better solutions. Arakawa recognized this when he designed an energy and enstrophy conserving scheme for the 2D Navier-Stokes equations in [2], as did Fix for ocean circulation models in [11], Arakawa and Lamb for the shallow water equations [3], and many others for various evolutionary systems from physics, e.g. [24, 1, 38, 34, 32, 30, 3]. It is important to note that if divergence-free elements are used, such as those recently developed in [16, 40, 15, 4], then the finite element velocity found with the EMAC formulation is the same vector field as recovered from more traditional convective and skew-symmetric formulations, and all of these conservation properties will hold for those formulations as well. However, the development of strongly divergence-free methods is still quite new, often requires non-standard meshing and elements, and is not yet included into most major software packages.

Since its original development in 2017 in [6], the EMAC formulation has gained considerable attention by the CFD community. It has been used for a wide variety of problems, including vortex-induced vibration [31], turbulent flow simulation [22], cardiovascular simulations and hemodynamics [10, 9], noise radiated by an open cavity [25], and others [29, 23]. It has proven successful in these simulations, and a common theme reported for it has been that it exhibits low dissipation compared to other common schemes, which is likely due to EMAC’s better adherence to physical conservation laws and balances. Not surprisingly, less has been done from an analysis viewpoint, as only one paper has appeared in this direction; in [7], the authors analyzed conservation properties of various time stepping methods for EMAC. In particular, no analysis for EMAC has been found which improves upon the well-known analysis of mixed finite elements for the incompressible NSE in skew-symmetric form. The present paper addresses the challenge of providing such new analysis.

This paper extends the study of the EMAC formulation both analytically and computationally. Analytically, we show how the better convergence properties of EMAC unlock the potential for decreasing the approximation error of FE methods. In particular, we show that while the classical semidiscrete error bound for the skew-symmetric formulation has a Gronwall constant $\exp(C \cdot Re \cdot T)$ [18], where T is the simulation end time, the analogous EMAC scheme has a Gronwall constant $\exp(C \cdot T)$, i.e. with no explicit exponential dependence on Re (and the rest of the terms in the error bound are similar). We note that previously, such ν -uniform error bounds were believed to be an exclusive property of finite element methods that enforced the divergence constraint strongly through divergence-free elements [37] or through stabilization/penalization of the divergence error [8]. Additionally, we show how the lack of momentum conservation in convective, skew-symmetric and rotational forms produce a lower bound on the error, which EMAC is free from. Numerical

cally, we first extend results from [6] for flow past a cylinder to higher Reynolds number, and also consider Kelvin-Helmholtz instability simulations. For both tests, we find that EMAC produces better results than the analogous skew-symmetric scheme when the flow is underresolved - which is the case of practical interest.

This paper is arranged as follows. In section 2, we provide notation and mathematical preliminaries for a smooth analysis to follow. Section 3 presents new analytical results for EMAC, including proving an improved Gronwall constant that is not explicitly dependent on the Reynolds number and showing that a lack of conservation laws (i.e. for non-EMAC schemes) creates a lower bound on L^2 velocity error. Section 4 presents results for two challenging numerical tests, both of which reveal advantages of EMAC for higher Re problems. Conclusions and future directions are discussed in section 5.

2 Notation and preliminaries

We consider a convex polygon or polyhedral domain $\Omega \subset \mathbb{R}^d$, $d = 2, 3$. We denote the $L^2(\Omega)$ inner product and norm on Ω by (\cdot, \cdot) and $\|\cdot\|$, respectively. The natural velocity and pressure spaces are

$$\mathbf{X} = \{\mathbf{v} \in H^1(\Omega)^d, \mathbf{v}|_{\partial\Omega} = \mathbf{0}\}, \quad Q = \{q \in L^2(\Omega), \int_{\Omega} q \, dx = 0\}.$$

Let \mathbf{V} denote the divergence-free subspace of \mathbf{X} , $\mathbf{V} := \{\mathbf{v} \in \mathbf{X} : \nabla \cdot \mathbf{v} = 0, \text{ a.e. in } \Omega\}$.

We will consider subspaces $\mathbf{X}_h \subset \mathbf{X}$, $Q_h \subset Q$ to be finite element (FE) velocity and pressure spaces corresponding to an admissible triangulation \mathcal{T}_h of Ω , where h is the global mesh-size. For \mathcal{T}_h we assume the minimal angle condition if h varies. We further assume that \mathbf{X}_h and Q_h satisfy the inf-sup compatibility condition [14] and define the discretely divergence-free subspace of \mathbf{X}_h by

$$\mathbf{V}_h := \{\mathbf{v}_h \in \mathbf{X}_h, (\nabla \cdot \mathbf{v}_h, q_h) = 0 \, \forall q_h \in Q_h\}.$$

Most common FE discretizations of the NSE and related systems, e.g. using Taylor-Hood elements, only enforce the divergence constraint $\text{div } \mathbf{u}_h = 0$ weakly and thus $\mathbf{V}_h \not\subset \mathbf{V}$.

We denote by I_{St}^h the discrete Stokes projection operator, which is defined by: Given $\mathbf{w} \in \mathbf{V}$, find $I_h^{St} \mathbf{w} \in \mathbf{V}_h$ satisfying

$$(\nabla I_h^{St} \mathbf{w}, \nabla \mathbf{v}_h) = (\nabla \mathbf{w}, \nabla \mathbf{v}_h) \quad \forall \mathbf{v}_h \in \mathbf{V}_h.$$

The optimal order approximation properties of I_h^{St} in L^2 and H^1 norms readily follows from the inf-sup compatibility and interpolation properties of the finite element spaces [14]. We further need stability of the Stokes projection in $W^{1,r}$ norms:

$$\|\nabla I_h^{St} \mathbf{w}\|_{L^r} \leq C \|\nabla \mathbf{w}\|_{L^r}, \quad r \in [2, \infty]. \quad (4)$$

This estimate is shown in Theorem 13 and Corollary 4 of [13] under the above assumptions on Ω and \mathcal{T}_h if the pair \mathbf{V}_h, Q_h admits the construction of the Fortin projector with a local stability property. In turn, the existence of such a projector was demonstrated, cf. [13], for many popular inf-sup stable elements, including Taylor-Hood element $P^k - P^{k-1}$ for $k \geq d$, and for the $k = 2$, $d = 3$ if the triangulation \mathcal{T}_h has a certain macrostructure.

2.1 Vector identities and trilinear forms

For a sufficiently smooth velocity field \mathbf{u} , the symmetric part of its gradient, $\mathbf{D}(\mathbf{u}) = \frac{1}{2}(\nabla \mathbf{u} + (\nabla \mathbf{u})^T)$, defines the rate of deformation tensor. The EMAC formulation employs the following identity

$$(\mathbf{u} \cdot \nabla) \mathbf{u} = 2\mathbf{D}(\mathbf{u})\mathbf{u} - \frac{1}{2}\nabla|\mathbf{u}|^2, \quad (5)$$

which splits the inertia term into the acceleration driven by $2\mathbf{D}(\mathbf{u})$ and potential term further absorbed by redefined pressure. Based on (5) one defines the trilinear form for EMAC Galerkin formulation:

$$c(\mathbf{u}, \mathbf{v}, \mathbf{w}) = 2(\mathbf{D}(\mathbf{u})\mathbf{v}, \mathbf{w}) + (\operatorname{div}(\mathbf{u})\mathbf{v}, \mathbf{w}),$$

here and further in this section $\mathbf{u}, \mathbf{v}, \mathbf{w} \in \mathbf{X}$ (no divergence free condition is assumed for any of vector fields). The divergence term is added in the definition of $c(\cdot, \cdot, \cdot)$ to ensure the cancellation property:

$$c(\mathbf{v}, \mathbf{v}, \mathbf{v}) = 0, \quad (6)$$

which leads energy balance without the div-free condition strongly enforced. The popular convective form of the Galerkin method uses

$$b(\mathbf{u}, \mathbf{v}, \mathbf{w}) = (\mathbf{u} \cdot \nabla \mathbf{v}, \mathbf{w})$$

for the nonlinear part of the equations, while skew-symmetric form anti-symmetrizes b ,

$$b^*(\mathbf{u}, \mathbf{v}, \mathbf{w}) = \frac{1}{2}(b(\mathbf{u}, \mathbf{v}, \mathbf{w}) - b(\mathbf{u}, \mathbf{w}, \mathbf{v})),$$

to ensure the energy conservation through $b^*(\mathbf{u}, \mathbf{v}, \mathbf{v}) = 0$. The EMAC form of nonlinear terms, however, also conserves linear and angular momenta; see [6].

We are now prepared to introduce finite element formulations.

2.2 Semi-discrete FEM formulations

We shall consider the following semi-discretization of the NSE, which uses the EMAC formulation of the nonlinear term: Find $(\mathbf{u}_h, P_h) \in (\mathbf{X}_h, Q_h) \times (0, T]$ satisfying for all $(\mathbf{v}_h, q_h) \in (\mathbf{X}_h, Q_h)$,

$$((\mathbf{u}_h)_t, \mathbf{v}_h) + c(\mathbf{u}_h, \mathbf{u}_h, \mathbf{v}_h) - (P_h, \nabla \cdot \mathbf{v}_h) + \nu(\nabla \mathbf{u}_h, \nabla \mathbf{v}_h) = (\mathbf{f}, \mathbf{v}_h), \quad (7)$$

$$(\nabla \cdot \mathbf{u}_h, q_h) = 0. \quad (8)$$

We refer to (7)-(8) as the EMAC scheme.

In order to compare EMAC results, we shall also consider in our analysis the analogous scheme with skew-symmetric form of nonlinear terms, and will refer to it as SKEW. The SKEW formulation is the same as (7)-(8), except replacing $c(\mathbf{u}_h, \mathbf{u}_h, \mathbf{v}_h)$ with $b^*(\mathbf{u}_h, \mathbf{u}_h, \mathbf{v}_h)$, and renaming the pressure p_h since it now represents the kinematic pressure: Find $(\mathbf{u}_h, p_h) \in (\mathbf{X}_h, Q_h) \times (0, T]$ satisfying for all $(\mathbf{v}_h, q_h) \in (\mathbf{X}_h, Q_h)$,

$$((\mathbf{u}_h)_t, \mathbf{v}_h) + b^*(\mathbf{u}_h, \mathbf{u}_h, \mathbf{v}_h) - (p_h, \nabla \cdot \mathbf{v}_h) + \nu(\nabla \mathbf{u}_h, \nabla \mathbf{v}_h) = (\mathbf{f}, \mathbf{v}_h), \quad (9)$$

$$(\nabla \cdot \mathbf{u}_h, q_h) = 0. \quad (10)$$

Similarly, the convective scheme (CONV) is precisely (7)-(8) with $c(\mathbf{u}_h, \mathbf{u}_h, \mathbf{v}_h)$ replaced by $b(\mathbf{u}_h, \mathbf{u}_h, \mathbf{v}_h)$, the rotational scheme (ROT) is created by replacing $c(\mathbf{u}_h, \mathbf{u}_h, \mathbf{v}_h)$ with

$((\nabla \times \mathbf{u}_h) \times \mathbf{u}_h, \mathbf{v}_h)$, and the conservative scheme (CONS) is created by replacing $c(\mathbf{u}_h, \mathbf{u}_h, \mathbf{v}_h)$ with $b(\mathbf{u}_h, \mathbf{u}_h, \mathbf{v}_h) + ((\operatorname{div} \mathbf{u}_h) \mathbf{u}_h, \mathbf{v}_h)$; see also Table 1.

Numerical tests from [6, 7] show that CONV and CONS, neither of which conserve energy (see section 2.3 below), can become unstable in problems with higher Reynolds numbers at longer time intervals, at least if no additional stabilization terms are added to the formulation. Furthermore, ROT is well known to be less accurate in many cases compared to the other schemes [21] if common element choices are made. For these reasons, this paper restricts analytical and numerical comparisons of EMAC only to SKEW.

2.3 Energy balance and conservation of linear and angular momentum by NSE

Smooth solutions to NSE are well known to deliver energy balance and conserve linear momentum, and angular momentum, which we define by

$$\begin{aligned} \text{Kinetic energy} \quad E &:= \frac{1}{2} \int_{\Omega} |\mathbf{u}|^2 d\mathbf{x}; \\ \text{Linear momentum} \quad M &:= \int_{\Omega} \mathbf{u} d\mathbf{x}; \\ \text{Angular momentum} \quad M_{\mathbf{x}} &:= \int_{\Omega} \mathbf{u} \times \mathbf{x} d\mathbf{x}. \end{aligned}$$

To see the balances, assume for simplicity that the solution \mathbf{u} , p have compact support in Ω (e.g. consider an isolated vortex), and test the NSE with \mathbf{u} , ψ_i (the i^{th} standard basis vector), and $\phi_i = \psi_i \times \mathbf{x}$ to obtain

$$\frac{d}{dt} E + \nu \|\nabla \mathbf{u}\|^2 = (\mathbf{f}, \mathbf{u}), \quad \frac{d}{dt} M_i = \int_{\Omega} f_i d\mathbf{x}, \quad \frac{d}{dt} (M_{\mathbf{x}})_i = \int_{\Omega} (\mathbf{f} \times \mathbf{x})_i d\mathbf{x},$$

noting that each nonlinear and pressure term vanished, and using

$$(\mathbf{u}_t, \phi_i) = \frac{d}{dt} \int_{\Omega} (\mathbf{u} \times \mathbf{x}) \cdot \psi_i d\mathbf{x} = \frac{d}{dt} (M_{\mathbf{x}})_i.$$

For a numerical scheme to have physical accuracy, its solutions should admit balances that match these balances as close as possible. The key point here is that the nonlinear term does not contribute to any of these balances.

It is shown in [6] that EMAC conserves each of energy, momentum, and angular momentum when the divergence constraint is only weakly enforced, while none of the other schemes do (unless $\nabla \cdot \mathbf{u}_h = 0$ is strongly enforced, in which case all schemes are equivalent and all conserve each of these quantities). Table 1, which is given in [6], summarizes the conservation properties of these schemes as well as their nonlinearity form and potential (pressure) term.

3 Error analysis

We show in this section two improvements EMAC provides over SKEW in terms of error analysis. Putting our effort into a more general context, the paper addresses the challenge of providing mathematical evidence of the widely accepted concept that *a better adherence to conservation laws with discretization schemes leads to more accurate numerical solutions*.

name	nonlinear form	potential term	Energy	Mom.	Ang. Mom.
CONV:	$\mathbf{u} \cdot \nabla \mathbf{u}$	p (kinematic)			
SKEW:	$\mathbf{u} \cdot \nabla \mathbf{u} + \frac{1}{2}(\text{div } \mathbf{u})\mathbf{u}$	p (kinematic)	+		
ROT:	$(\nabla \times \mathbf{u}) \times \mathbf{u}$	$p + \frac{1}{2} \mathbf{u} ^2$ (Bernoulli)	+		
CONS:	$\nabla \cdot (\mathbf{u} \otimes \mathbf{u})$	p (kinematic)		+	+
EMAC:	$2D(\mathbf{u})\mathbf{u} + (\text{div } \mathbf{u})\mathbf{u}$	$p - \frac{1}{2} \mathbf{u} ^2$ (no name)	+	+	+

Table 1: Properties of the common NSE schemes

Numerical tests using EMAC in, e.g., [6, 7, 31, 22, 29, 10, 9, 23, 25] already show it performs very well on a wide variety of application problems, and in many instances better than other formulations, as it is found to be less numerically dissipative; hence this section gives some analytical backing to those results.

3.1 A lower bound for velocity error based on violating momentum/energy conservation

Here we present a discussion of how a violation of conservation laws yields a lower bound on velocity error. This is a positive result for EMAC in the sense that EMAC is expected to have smaller momentum, angular momentum and energy errors than SKEW, ROT, CONS and CONV, since the EMAC nonlinearity preserves all of these quantities while the other formulations violate the conservation of at least one of them.

For momentum conservation, the argument works as follows: let \mathbf{u} be the true solution, \mathbf{u}_h the discrete solution, and $\boldsymbol{\psi}_i$ be the i^{th} standard basis vector. Then denoting e_i^{mom} to be the momentum error in the i^{th} component,

$$e_i^{mom}(t) = \left| \int_{\Omega} (\mathbf{u}(t) - \mathbf{u}_h(t)) \cdot \boldsymbol{\psi}_i \, d\mathbf{x} \right| \leq \int_{\Omega} |(\mathbf{u}(t) - \mathbf{u}_h(t))| \, d\mathbf{x} = \|\mathbf{u}(t) - \mathbf{u}_h(t)\|_{L^1}.$$

Since $\|\mathbf{u}(t) - \mathbf{u}_h(t)\|_{L^1} \leq |\Omega|^{\frac{1}{2}} \|\mathbf{u}(t) - \mathbf{u}_h(t)\|_{L^2}$, we have that for any t ,

$$\|\mathbf{u}(t) - \mathbf{u}_h(t)\|_{L^2} \geq \max_i \frac{e_i^{mom}(t)}{|\Omega|^{\frac{1}{2}}} \quad (11)$$

Hence we observe that the momentum error serves as a lower bound for the L^2 velocity error at any time. By the same argument, the deviation in the angular momentum provides a similar lower bound on the velocity error, but with a different constant in the denominator.

Of course, incorrect energy prediction also prevents convergence of \mathbf{u}_h to \mathbf{u} , which is revealed by the estimate

$$\begin{aligned} E(\mathbf{u}) - E(\mathbf{u}_h) &= \frac{1}{2}\|\mathbf{u}\|^2 - \frac{1}{2}\|\mathbf{u}_h\|^2 = \frac{1}{2}(\|\mathbf{u}\|_{L^2} - \|\mathbf{u}_h\|_{L^2})(\|\mathbf{u}\|_{L^2} + \|\mathbf{u}_h\|_{L^2}) \\ &\leq \frac{1}{2}(\|\mathbf{u} - \mathbf{u}_h\|_{L^2})(\|\mathbf{u}\|_{L^2} + \|\mathbf{u}_h\|_{L^2}) \leq \frac{1}{\sqrt{2}}(\|\mathbf{u} - \mathbf{u}_h\|_{L^2})(E(\mathbf{u}) + E(\mathbf{u}_h))^{\frac{1}{2}}. \end{aligned}$$

This implies that

$$\|\mathbf{u}(t) - \mathbf{u}_h(t)\|_{L^2} \geq \frac{\sqrt{2}e^E(t)}{(E(\mathbf{u}) + E(\mathbf{u}_h))^{\frac{1}{2}}}, \quad (12)$$

where $e_E(t) = (E(\mathbf{u}) - E(\mathbf{u}_h))(t)$ is the energy error at time t .

This is evidence that the EMAC formulation, whose nonlinear term correctly does not contribute to the momentum, angular momentum and energy balances, would be expected to (in general) not have as large of a lower bound on its L^2 velocity error as would a scheme whose nonlinearity nonphysically and incorrectly contributes to the balances.

3.2 An error estimate with *Re*-independent Gronwall constant

We now compare convergence estimates of EMAC and SKEW. The result for SKEW is now considered classical, and can be found in, e.g. [20, 39]. For comparison purposes, and since the EMAC scheme analysis is the same as SKEW except for the nonlinear terms, we first give the result for SKEW along with a brief proof following the exposition in [18], which we found to be the most straightforward and concise for our purposes herein. Afterwards, we prove a result for EMAC. We will see that the fundamental difference is in the constants arising in the two schemes after the Gronwall inequality is applied. We note that a convergence result for ROT will be the same as SKEW except with usual pressure is replaced by Bernoulli pressure, and no such results are known for CONV and CONS, as they are not energy stable (due to lack of energy conservation) and the arguments used in the proof below will no longer hold.

Theorem 3.1. *[Convergence of SKEW] Let \mathbf{u}_h solve (9)–(10) and (\mathbf{u}, p) be an NSE solution with $\mathbf{u}_t \in L^2(0, T; \mathbf{X}')$, $\mathbf{u} \in L^4(0, T; \mathbf{H}^1(\Omega))$, and $p \in L^2(0, T; L^2(\Omega))$. Denote $\mathbf{e}(t) = \mathbf{u}(t) - \mathbf{u}_h(t)$ and $\boldsymbol{\eta}(t) = \mathbf{u}(t) - I_{St}^h \mathbf{u}(t)$.*

(i) It holds for all t in $(0, T]$,

$$\begin{aligned} \|\mathbf{e}(t)\|^2 + \nu \int_0^t \|\nabla \mathbf{e}\|^2 dt &\leq C \left(\|\boldsymbol{\eta}(t)\|^2 + \nu \|\nabla \boldsymbol{\eta}\|_{L^2(0,t;\mathbf{L}^2)}^2 + K \left(\nu^{-1} \|\boldsymbol{\eta}_t\|_{L^2(0,T;\mathbf{X}')}^2 \right. \right. \\ &\quad \left. \left. + \nu^{-1} \inf_{q_h \in L^2(0,t;Q_h)} \|p - q_h\|_{L^2(0,t;L^2)}^2 + C(\mathbf{u}, \mathbf{f}, \nu) \|\boldsymbol{\eta}\|_{L^4(0,t;\mathbf{H}^1)}^2 \right) \right). \end{aligned} \quad (13)$$

with

$$K = \exp(C\nu^{-3} \|\mathbf{u}\|_{L^4(0,t;\mathbf{H}^1)}) \quad (14)$$

and $C(\mathbf{u}, \mathbf{f}, \nu^{-1})$, a factor depending (polynomially) on ν^{-1} , $\|\mathbf{u}\|_{L^4(0,t;\mathbf{H}^1)}$, $\|\mathbf{u}_0\|$ and $\|\mathbf{f}\|_{L^2(0,t;\mathbf{X}')}$.

(ii) If additionally $\nabla \mathbf{u} \in L^1(0, T; \mathbf{L}^\infty(\Omega))$ and $\mathbf{u} \in L^2(0, T; \mathbf{L}^\infty(\Omega))$, then (13) holds with

$$K = \exp(C(\|\mathbf{u}\|_{L^2(0,t;\mathbf{L}^\infty)} + \nu^{-1} \|\nabla \mathbf{u}\|_{L^1(0,t;\mathbf{L}^\infty)})). \quad (15)$$

The factor K , which scales many of the right hand side terms in the error bound, is critical. Since ν is inversely proportional to the Reynolds number, when Reynolds numbers are large, or even moderate, K can be sufficiently large to render the error bound useless. The term arises from the application of the Gronwall inequality applied to a term resulting from the analysis of the skew-symmetric nonlinearity in (22). We give a sketch of the proof below, and refer interested readers to [18] if more details are desired.

Proof. Setting $\mathbf{e} = \mathbf{u} - \mathbf{u}_h$ and using (1)–(2), (9)–(10), an error equation arises of the form

$$(\mathbf{e}_t, \mathbf{v}_h) + b^*(\mathbf{u}, \mathbf{u}, \mathbf{v}_h) - b^*(\mathbf{u}_h, \mathbf{u}_h, \mathbf{v}_h) - (p, \nabla \cdot \mathbf{v}_h) + \nu(\nabla \mathbf{e}, \nabla \mathbf{v}_h) = 0 \quad \forall \mathbf{v}_h \in \mathbf{V}_h. \quad (16)$$

Decomposing the error as $\mathbf{e} = (\mathbf{u} - I_{St}^h \mathbf{u}) + (I_{St}^h \mathbf{u} - \mathbf{u}_h) =: \boldsymbol{\eta} + \phi_h$, we obtain from (16) that for any $q_h \in Q_h$ and $\mathbf{v}_h \in \mathbf{V}_h$, it holds

$$\begin{aligned} (\boldsymbol{\eta}_t, \mathbf{v}_h) + ((\phi_h)_t, \mathbf{v}_h) + b^*(\mathbf{u}, \mathbf{u}, \mathbf{v}_h) - b^*(\mathbf{u}_h, \mathbf{u}_h, \mathbf{v}_h) \\ - (p - q_h, \nabla \cdot \mathbf{v}_h) + \nu(\nabla \boldsymbol{\eta}, \nabla \mathbf{v}_h) + \nu(\nabla \phi_h, \nabla \mathbf{v}_h) = 0. \end{aligned} \quad (17)$$

Now choosing $\mathbf{v}_h = \boldsymbol{\phi}_h$ vanishes the last viscous term thanks to definition of the discrete Stokes projection, and yields

$$\frac{1}{2} \frac{d}{dt} \|\boldsymbol{\phi}_h\|^2 + \nu \|\nabla \boldsymbol{\phi}_h\|^2 = -b^*(\mathbf{u}, \mathbf{u}, \boldsymbol{\phi}_h) + b^*(\mathbf{u}_h, \mathbf{u}_h, \boldsymbol{\phi}_h) - (p - q_h, \nabla \cdot \boldsymbol{\phi}_h). \quad (18)$$

It is convenient to split the remainder of the proofs in three steps.

Step 1. The linear terms are majorized using the \mathbf{X}' norm, Cauchy-Schwarz and Young inequalities:

$$\begin{aligned} \left| (\boldsymbol{\eta}_t, \boldsymbol{\phi}_h) \right| &\leq 2\nu^{-1} \|\boldsymbol{\eta}_t\|_{\mathbf{X}'}^2 + \frac{\nu}{8} \|\nabla \boldsymbol{\phi}_h\|^2, \\ \left| (p - q_h, \nabla \cdot \boldsymbol{\phi}_h) \right| &\leq 2\nu^{-1} \|p - q_h\|^2 + \frac{\nu}{8} \|\nabla \boldsymbol{\phi}_h\|^2. \end{aligned}$$

To bound the nonlinear terms, we split the difference of two trilinear forms as follows:

$$b^*(\mathbf{u}, \mathbf{u}, \boldsymbol{\phi}_h) - b^*(\mathbf{u}_h, \mathbf{u}_h, \boldsymbol{\phi}_h) = b^*(\boldsymbol{\eta}, \mathbf{u}, \boldsymbol{\phi}_h) + b^*(\boldsymbol{\phi}_h, \mathbf{u}, \boldsymbol{\phi}_h) + b^*(\mathbf{u}_h, \boldsymbol{\eta}, \boldsymbol{\phi}_h). \quad (19)$$

Application of Hölder's inequality, Sobolev embeddings, and Young's inequality produce the bounds:

$$\left| b^*(\boldsymbol{\eta}, \mathbf{u}, \boldsymbol{\phi}_h) \right| \leq C\nu^{-1} \|\nabla \mathbf{u}\|^2 \|\boldsymbol{\eta}\| \|\nabla \boldsymbol{\eta}\| + \frac{\nu}{8} \|\nabla \boldsymbol{\phi}_h\|^2, \quad (20)$$

$$\left| b^*(\mathbf{u}_h, \boldsymbol{\eta}, \boldsymbol{\phi}_h) \right| \leq C\nu^{-1} \|\mathbf{u}_h\| \|\nabla \mathbf{u}_h\| \|\nabla \boldsymbol{\eta}\|^2 + \frac{\nu}{8} \|\nabla \boldsymbol{\phi}_h\|^2, \quad (21)$$

$$\begin{aligned} \left| b^*(\boldsymbol{\phi}_h, \mathbf{u}, \boldsymbol{\phi}_h) \right| &\leq \frac{1}{2} \|\boldsymbol{\phi}_h\|_{L^3} \|\nabla \mathbf{u}\| \|\boldsymbol{\phi}_h\|_{L^6} + \frac{1}{2} \|\boldsymbol{\phi}_h\|_{L^3} \|\nabla \boldsymbol{\phi}_h\| \|\mathbf{u}\|_{L^6} \\ &\leq C \|\nabla \mathbf{u}\| \|\boldsymbol{\phi}_h\|^{1/2} \|\nabla \boldsymbol{\phi}_h\|^{3/2} \\ &\leq C\nu^{-3} \|\nabla \mathbf{u}\|^4 \|\boldsymbol{\phi}_h\|^2 + \frac{\nu}{8} \|\nabla \boldsymbol{\phi}_h\|^2, \end{aligned} \quad (22)$$

with C being a generic constant depending only on the domain.

Step 2. Combining the bounds now provides

$$\begin{aligned} \frac{d}{dt} \|\boldsymbol{\phi}_h\|^2 + \frac{3\nu}{8} \|\nabla \boldsymbol{\phi}_h\|^2 &\leq 2\nu^{-1} \|\boldsymbol{\eta}_t\|_{\mathbf{X}'}^2 + 2\nu^{-1} \|p - q_h\|^2 \\ &\quad + C\nu^{-1} (\|\nabla \mathbf{u}\|^2 \|\boldsymbol{\eta}\| \|\nabla \boldsymbol{\eta}\| + \|\mathbf{u}_h\| \|\nabla \mathbf{u}_h\| \|\nabla \boldsymbol{\eta}\|^2) + C\nu^{-3} \|\nabla \mathbf{u}\|^4 \|\boldsymbol{\phi}_h\|^2. \end{aligned} \quad (23)$$

Now integrating (16) over $(0, t)$, appropriately bounding the first two nonlinear terms using Cauchy-Schwarz and the usual stability estimates (e.g. from [18, 20]), applying the Gronwall inequality, and using that $\boldsymbol{\phi}_h(0) = \mathbf{0}$ produces for any t in $(0, T]$,

$$\begin{aligned} \|\boldsymbol{\phi}_h(t)\|^2 + \frac{3\nu}{8} \|\boldsymbol{\phi}_h\|_{L^2(0,t;\mathbf{H}^1)}^2 &\leq C\nu^{-1} \exp(C\nu^{-3} \|\mathbf{u}\|_{L^4(0,t;\mathbf{H}^1)}) \left(\|\boldsymbol{\eta}_t\|_{L^2(0,t;\mathbf{X}')}^2 \right. \\ &\quad \left. + \|p - q_h\|_{L^2(0,t;L^2)}^2 + C(\mathbf{u}, \mathbf{f}, \nu) \|\boldsymbol{\eta}\|_{L^4(0,t;\mathbf{H}^1)} \right). \end{aligned} \quad (24)$$

From here, applying the triangle inequality completes the proof of (13) with K from (14).

Step 3. To show (13) with K from (15), one only has to repeat steps 1 and 2 with the only changes made to (22): Apply integration by parts to the second term of the skew-symmetric form, Hölder's inequality, and Young's inequality to obtain

$$\begin{aligned} \left| b^*(\phi_h, \mathbf{u}, \phi_h) \right| &= \left| \frac{1}{2}b(\phi_h, \mathbf{u}, \phi_h) - \frac{1}{2}b(\phi_h, \phi_h, \mathbf{u}) \right| \\ &= \left| b(\phi_h, \mathbf{u}, \phi_h) + \frac{1}{2}((\nabla \cdot \phi_h)\phi_h, \mathbf{u}) \right| \leq \|\nabla \mathbf{u}\|_{\mathbf{L}^\infty} \|\phi_h\|^2 + \frac{1}{2} \|\mathbf{u}\|_{\mathbf{L}^\infty} \|\nabla \cdot \phi_h\| \|\phi_h\| \\ &\leq (\|\nabla \mathbf{u}\|_{\mathbf{L}^\infty} + \nu^{-1} \|\mathbf{u}\|_{\mathbf{L}^\infty}^2) \|\phi_h\|^2 + \frac{\nu}{8} \|\nabla \phi_h\|^2. \end{aligned} \quad (25)$$

■

Remark 3.1. An improvement offered by (15) compared to (14) is that the Gronwall constant exponent has a ν^{-1} instead of a ν^{-3} for the price of higher regularity assumption. It does not appear possible to completely remove an inverse dependence on ν from the Gronwall constant. From (25) one soon notes that the explicit ν -dependence of the exponent factor would disappear if the finite element solution satisfies $\nabla \cdot \mathbf{u}_h = 0$ pointwise [37], or if grad-div stabilization is utilized [8]. This provoked an opinion that a stronger enforcement of div-free is necessary for “robust” error estimates in mixed FE methods for the Navier–Stokes equations. The theorem coming next shows that the EMAC formulation removes such dependence for standard mixed elements, like Taylor-Hood, without any divergence stabilization, and delivers the same Gronwall factors in (13) as pointwise divergence-free elements in [37]. This supports our hypothesis that the preservation of energy and kinematic balances is crucial, while using div-free elements is a possible (although sometimes expensive) way of ensuring these balances for FE formulation with other forms of nonlinear terms.

We consider now the analogous convergence result for the EMAC scheme.

Theorem 3.2. *[Convergence of EMAC] Let \mathbf{u}_h solve (7)–(8) and (\mathbf{u}, p) be an NSE solution with $\mathbf{u}_t \in L^2(0, T; \mathbf{X}')$, $\mathbf{u} \in L^4(0, T; \mathbf{H}^1(\Omega))$, $\nabla \mathbf{u} \in L^2(0, T; \mathbf{L}^3(\Omega))$, and $P = (p - \frac{1}{2}|\mathbf{u}|^2) \in L^2(0, T; L^2(\Omega))$. Denote $\mathbf{e}(t) = \mathbf{u}(t) - \mathbf{u}_h(t)$ and $\boldsymbol{\eta}(t) = \mathbf{u}(t) - I_{St}^h \mathbf{u}(t)$.*

(i) For all t in $(0, T]$, it holds

$$\begin{aligned} \|\mathbf{e}(t)\|^2 + \nu \int_0^t \|\nabla \mathbf{e}\|^2 dt &\leq C \left(\|\boldsymbol{\eta}(t)\|^2 + \nu \|\nabla \boldsymbol{\eta}\|_{L^2(0,t;\mathbf{L}^2)}^2 + K \left(\nu^{-1} \|\boldsymbol{\eta}_t\|_{L^2(0,T;\mathbf{X}')}^2 \right. \right. \\ &\quad \left. \left. + \nu^{-1} \inf_{q_h \in L^2(0,t;Q_h)} \|P - q_h\|_{L^2(0,t;L^2)}^2 + (\mathbf{u}, \nu^{-1}) \|\boldsymbol{\eta}\|_{L^4(0,t;\mathbf{H}^1)} \right) \right). \end{aligned} \quad (26)$$

with

$$K = \exp(C\nu^{-1} \|\nabla \mathbf{u}\|_{L^2(0,t;\mathbf{L}^3)}), \quad (27)$$

and $C(\mathbf{u}, \nu^{-1})$, a factor depending (polynomially) on ν^{-1} , $\|\mathbf{u}\|_{L^4(0,t;\mathbf{H}^1)}$.

(ii) If additionally $\mathbf{u}, \nabla \mathbf{u} \in L^1(0, T; \mathbf{L}^\infty(\Omega))$, then (26) holds with

$$K = \exp(C(\|\mathbf{u}\|_{L^1(0,t;\mathbf{L}^\infty)} + \|\nabla \mathbf{u}\|_{L^1(0,t;\mathbf{L}^\infty)})), \quad (28)$$

and also with $C(\mathbf{u}, \nu^{-1}) = C(\|\mathbf{u}\|_{L^1(0,t;\mathbf{L}^\infty)} + \|\nabla \mathbf{u}\|_{L^1(0,t;\mathbf{L}^\infty)})$, independent of ν^{-1} .

Remark 3.2. The key difference of the EMAC convergence theorem compared to the result for SKEW is that the Gronwall constant K from EMAC has no explicit dependence on the viscosity, if the solution \mathbf{u} satisfies the same¹ additional regularity assumptions as in part (ii) of Theorem 3.1. Moreover, a factor multiplying $\|\boldsymbol{\eta}\|_{L^4(0,t;\mathbf{H}^1)}$ is also independent of ν . It is interesting to see that for the basic regularity case in part (i) of the theorem, the ν -dependence in the K also reduces from ν^{-3} for SKEW to ν^{-1} for EMAC.

The dependence of velocity error on pressure approximation in (26) (not present for div-free elements) can be largely ameliorated by the simple grad-div stabilization [28, 27], or by element choices such as the mini element [5, 14], although in our numerical tests we use no grad-div stabilization and Taylor-Hood elements.

Proof. The proof follows similar to that of Theorem 3.1 except for the trilinear forms, which now are $c(\mathbf{u}, \mathbf{u}, \mathbf{v}) = 2(D(\mathbf{u})\mathbf{u}, \mathbf{v}) + (\operatorname{div}(\mathbf{u})\mathbf{u}, \mathbf{v})$ instead of $b^*(\mathbf{u}, \mathbf{u}, \mathbf{v})$. All arguments from the proof of Theorem 3.1 before Step 1 remain literally the same, while in Step 1 in place of (19) we use a slightly different decomposition for the difference $c(\mathbf{u}, \mathbf{u}, \phi_h) - c(\mathbf{u}_h, \mathbf{u}_h, \phi_h)$. Namely, we decompose:

$$\begin{aligned} (\mathbf{D}(\mathbf{u})\mathbf{u}, \phi_h) - (\mathbf{D}(\mathbf{u}_h)\mathbf{u}_h, \phi_h) &= (\mathbf{D}(\boldsymbol{\eta})\mathbf{u}, \phi_h) + (\mathbf{D}(I_{St}^h(\mathbf{u}))\mathbf{u}, \phi_h) - \mathbf{D}(\mathbf{u}_h)\mathbf{u}_h, \phi_h) \\ &= (\mathbf{D}(\boldsymbol{\eta})\mathbf{u}, \phi_h) + (\mathbf{D}(I_{St}^h(\mathbf{u}))\boldsymbol{\eta}, \phi_h) \\ &\quad - (\mathbf{D}(I_{St}^h(\mathbf{u}))\phi_h, \phi_h) - (\mathbf{D}(\phi_h)I_{St}^h(\mathbf{u}), \phi_h) - (\mathbf{D}(\phi_h)\phi_h, \phi_h), \end{aligned} \quad (29)$$

and similarly,

$$\begin{aligned} (\operatorname{div}(\mathbf{u})\mathbf{u}, \phi_h) - (\operatorname{div}(\mathbf{u}_h)\mathbf{u}_h, \phi_h) &= (\operatorname{div}(\boldsymbol{\eta})\mathbf{u}, \phi_h) + (\operatorname{div}(I_{St}^h(\mathbf{u}))\boldsymbol{\eta}, \phi_h) \\ &\quad - (\operatorname{div}(I_{St}^h(\mathbf{u}))\phi_h, \phi_h) - (\operatorname{div}(\phi_h)I_{St}^h(\mathbf{u}), \phi_h) - (\operatorname{div}(\phi_h)\phi_h, \phi_h). \end{aligned} \quad (30)$$

Before combining (29) and (30), we first manipulate the $(\mathbf{D}(\phi_h)I_{St}^h(\mathbf{u}), \phi_h)$ term in (29). Using the definition $2\mathbf{D}(\phi_h) = \nabla\phi_h + (\nabla\phi_h)^T$ and integration by parts, we get

$$\begin{aligned} 2(D(\phi_h)I_{St}^h(\mathbf{u}), \phi_h) &= ((\nabla\phi_h)I_{St}^h(\mathbf{u}), \phi_h) + ((\nabla\phi_h)\phi_h, I_{St}^h(\mathbf{u})) \\ &= (I_{St}^h(\mathbf{u}) \cdot \nabla\phi_h, \phi_h) + (\phi_h \cdot \nabla\phi_h, I_{St}^h(\mathbf{u})) \\ &= -\frac{1}{2}(\operatorname{div}(I_{St}^h(\mathbf{u}))\phi_h, \phi_h) - (\phi_h \cdot \nabla I_{St}^h(\mathbf{u}), \phi_h) - (\operatorname{div}(\phi_h)I_{St}^h(\mathbf{u}), \phi_h) \\ &= -\frac{1}{2}(\operatorname{div}(I_{St}^h(\mathbf{u}))\phi_h, \phi_h) - (\mathbf{D}(I_{St}^h(\mathbf{u}))\phi_h, \phi_h) - (\operatorname{div}(\phi_h)I_{St}^h(\mathbf{u}), \phi_h). \end{aligned} \quad (31)$$

Summing up the equality (29) scaled by 2 with (30) and using (31) along with (6) (noting that the term $-2(\mathbf{D}(\phi_h)\phi_h, \phi_h) - (\operatorname{div}(\phi_h)\phi_h, \phi_h)$ vanishes thanks to EMAC's nonlinearity preserving energy), leads to

$$\begin{aligned} c(\mathbf{u}, \mathbf{u}, \phi_h) - c(\mathbf{u}_h, \mathbf{u}_h, \phi_h) &= ([2\mathbf{D}(\boldsymbol{\eta}) + \operatorname{div}(\boldsymbol{\eta})]\mathbf{u}, \phi_h) + ([2\mathbf{D}(I_{St}^h(\mathbf{u})) + \operatorname{div}(I_{St}^h(\mathbf{u}))]\boldsymbol{\eta}, \phi_h) \\ &\quad - ([\mathbf{D}(I_{St}^h(\mathbf{u})) + \frac{1}{2}\operatorname{div}(I_{St}^h(\mathbf{u}))]\phi_h, \phi_h). \end{aligned}$$

Now we estimate the terms on the right-hand side, depending on our regularity assumption for \mathbf{u} . For part (i) of the theorem, we repeat the estimates from (20) and (21) and use the H^1 -stability of the Stokes interpolant to get

$$\begin{aligned} &|([2\mathbf{D}(\boldsymbol{\eta}) + \operatorname{div}(\boldsymbol{\eta})]\mathbf{u}, \phi_h) + ([2\mathbf{D}(I_{St}^h(\mathbf{u})) + \operatorname{div}(I_{St}^h(\mathbf{u}))]\boldsymbol{\eta}, \phi_h)| \\ &\leq C\nu^{-1}(\|\nabla\mathbf{u}\|^2\|\boldsymbol{\eta}\|\|\nabla\boldsymbol{\eta}\| + \|\nabla\mathbf{u}\|\|\mathbf{u}\|\|\nabla\boldsymbol{\eta}\|^2) + \frac{\nu}{4}\|\nabla\phi_h\|^2 \end{aligned} \quad (32)$$

¹Actually, assumptions here are even slightly weaker for EMAC.

and

$$\begin{aligned} |([\mathbf{D}(I_{St}^h(\mathbf{u})) + \frac{1}{2}\text{div}(I_{St}^h(\mathbf{u}))]\phi_h, \phi_h)| &\leq \frac{3}{2}\|\mathbf{D}(I_{St}^h(\mathbf{u}))\|_{L^3}\|\phi_h\|_{L^2}\|\phi_h\|_{L^6} \\ &\leq C\|\nabla\mathbf{u}\|_{L^3}\|\phi_h\|_{L^2}\|\nabla\phi_h\| \leq C\nu^{-1}\|\nabla\mathbf{u}\|_{L^3}^2\|\phi_h\|_{L^2}^2 + \frac{\nu}{8}\|\nabla\phi_h\|^2. \end{aligned} \quad (33)$$

The second estimate above uses the stability of the Stokes projection in (4) with $r = 3$. We now proceed as in step 2 of the proof of Theorem 3.1 to show (26)–(27).

To prove part (ii) of the theorem, for $\mathbf{u}, \nabla\mathbf{u} \in L^1(0, T; \mathbf{L}^\infty(\Omega))$ we update estimates in (32)–(33) as follows:

$$\begin{aligned} |c(\mathbf{u}, \mathbf{u}, \phi_h) - c(\mathbf{u}_h, \mathbf{u}_h, \phi_h)| &\leq \frac{9}{2}\|\mathbf{D}(\boldsymbol{\eta})\|_{L^2}^2\|\mathbf{u}\|_{L^\infty} + \frac{9}{2}\|\mathbf{D}(I_{St}^h(\mathbf{u}))\|_{L^\infty}\|\boldsymbol{\eta}\|_{L^2}^2 \\ &\quad + \left[\|\mathbf{u}\|_{L^\infty} + \frac{5}{2}\|\mathbf{D}(I_{St}^h(\mathbf{u}))\|_{L^\infty} \right] \|\phi_h\|_{L^2}^2. \end{aligned}$$

Finally using (4) with $r = \infty$ and reducing leads to

$$\begin{aligned} |c(\mathbf{u}, \mathbf{u}, \phi_h) - c(\mathbf{u}_h, \mathbf{u}_h, \phi_h)| \\ \leq C\left(\|\nabla\boldsymbol{\eta}\|^2\|\mathbf{u}\|_{\mathbf{L}^\infty} + \|\nabla\mathbf{u}\|_{\mathbf{L}^\infty}\|\boldsymbol{\eta}\|^2 + [\|\mathbf{u}\|_{\mathbf{L}^\infty} + \|\nabla\mathbf{u}\|_{\mathbf{L}^\infty}]\|\phi_h\|^2\right). \end{aligned} \quad (34)$$

From here, the proof follows the arguments of step 2 in the proof of Theorem 3.1. \blacksquare

Error estimates (13) and (26) can be developed further in a standard way by using textbook (e.g., [14]) approximation properties of the Stokes projection in Hilbert spaces.

4 Numerical Examples

We present here results of numerical experiments that extend the numerical testing of EMAC. All tests will use (P_2, P_1) Taylor-Hood elements (with no stabilization) for velocity and pressure, and for temporal discretizations we use BDF2 in the schemes (7)–(8) for EMAC, and (9)–(10) for SKEW. Although many comparisons of schemes and formulations could be done, we focus herein on this comparison since SKEW is the most widely used scheme that preserves energy (which is widely believed critical for higher Reynolds number flows [6, 7], and CONS and CONV do not preserve it); although ROT preserves energy, it suffers from numerical difficulties arising from use of Bernoulli pressure that must be stabilized either with divergence-free elements or (sometimes heavy) grad-div stabilization [28, 21, 12, 19, 33], which makes it less attractive for general use.

4.1 Numerical Experiment 1: 2D channel flow past a cylinder

We consider now simulations for 2D channel flow past a cylinder, and compare results from EMAC and SKEW, along with a DNS that uses divergence-free elements and the CONV scheme (recall with divergence-free elements, all the formulations are equivalent, so SKEW and EMAC would give exact same results for the DNS. This test problem was considered for comparing these formulations (and others) in [6] for the case of time dependent inflow (max inlet velocity of $\sin(\pi t/8)$ on $[0, 8]$) with $0 \leq Re(t) \leq 100$, and essentially no difference was found between the formulations. Here we consider the more challenging cases of constant inflow with $Re = 100$ and 200. For these more challenging cases, we show results below that reveal EMAC provides significantly better solutions.

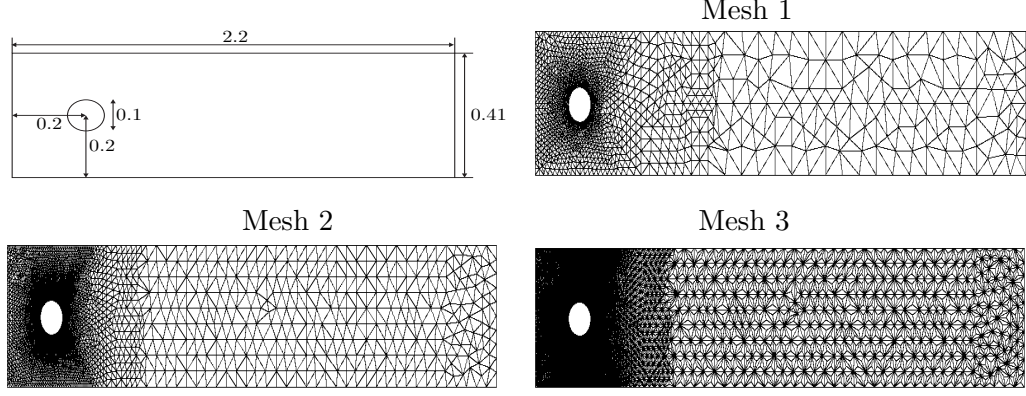


Figure 1: Shown above is a domain diagram and the meshes used for the flow past a cylinder test problem.

For the problem setup, we follow [35, 17, 26] which uses a 2.2×0.41 rectangular channel domain, containing a cylinder (circle) of radius 0.05 centered at $(0.2, 0.2)$, see figure 1. There is no external forcing ($f = 0$), the kinematic viscosity is taken to be $\nu = 0.001$ for $Re = 100$ and $\nu = 0.0005$ for $Re = 200$, no-slip boundary conditions are prescribed for the walls and the cylinder, while the inflow velocity profile is given by

$$\begin{aligned} u_1(0, y, t) &= u_1(2.2, y, t) = \frac{6}{0.41^2} y(0.41 - y), \\ u_2(0, y, t) &= u_2(2.2, y, t) = 0, \end{aligned}$$

and outflow conditions are also applied. All tests are run on $0 \leq t \leq 15$, and start from rest, i.e. $u_0 = 0$.

Three meshes were used in our numerical tests, and are displayed in figure 1. Mesh 3 is obtained by barycentric refinement of Mesh 2 and it is used only for the DNS simulations; when equipped with (P_2, P_1^{disc}) Scott-Vogelius elements it provides 103K total degrees of freedom (dof). Meshes 1 and 2 are used to compare EMAC to SKEW, using (P_2, P_1) Taylor-Hood elements, and provide 13K and 39K total dof, respectively. With Mesh 1 we use the time step size $\Delta t = 0.01$, and with Meshes 2 and 3 we use $\Delta t = 0.002$.

We give results for lift and drag prediction for the various solutions. At each time, we calculate lift and drag coefficients using

$$\begin{aligned} c_d(t) &= 20 \int_S \left(\nu \frac{\partial u_{ts}(t)}{\partial n} n_y - p(t) n_x \right) dS, \\ c_l(t) &= 20 \int_S \left(\nu \frac{\partial u_{ts}(t)}{\partial n} n_x - p(t) n_y \right) dS, \end{aligned}$$

where S is the cylinder, $p(t)$ is pressure, u_{ts} is the tangential velocity, and $n = \langle n_x, n_y \rangle$ is the outward unit normal. For calculations, the global integral formula from [17] is employed.

4.1.1 $Re = 100$

Results for the case of $Re = 100$ are shown below, and we compare EMAC and SKEW to each other as well as to the DNS results. Lift and drag evolution in time is shown in figure 2, on the interval $[14, 15]$. On Mesh 2, we observe that EMAC and SKEW give very

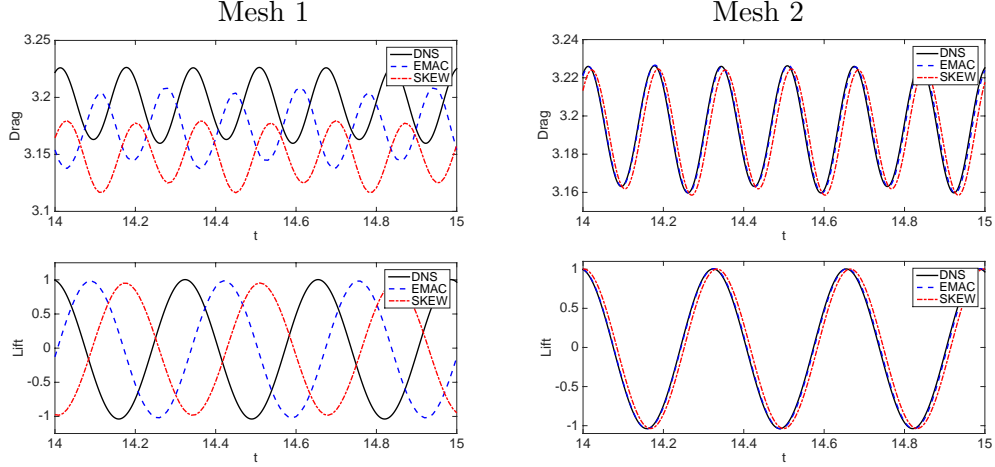


Figure 2: Shown above are plots of lift and drag versus time, for EMAC, SKEW, and the DNS, at $Re = 100$. The DNS is computed on Mesh 3, while EMAC and SKEW are computed on Mesh 1 (results on left) and Mesh 2 (results on right).

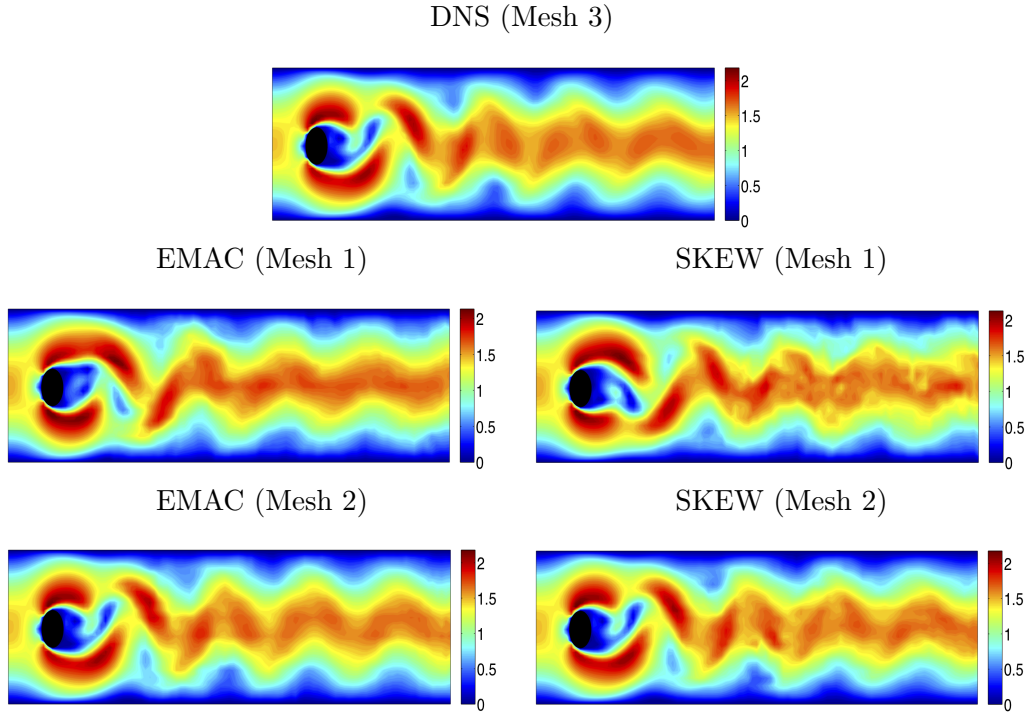


Figure 3: Shown above are $Re = 100$ solution speed contours at $t = 15$ for the DNS, EMAC and SKEW solutions.

similar results, both of which are in good agreement with DNS results, although results for EMAC are more accurate since SKEW is slightly shifted in time. However, on Mesh 1, EMAC provides significantly better accuracy in drag and slightly better lift compared to SKEW: while the lift and drag for both EMAC and SKEW is shifted in time, the max/min drag for EMAC is observed to be clearly more accurate, while for min/max lift we observe

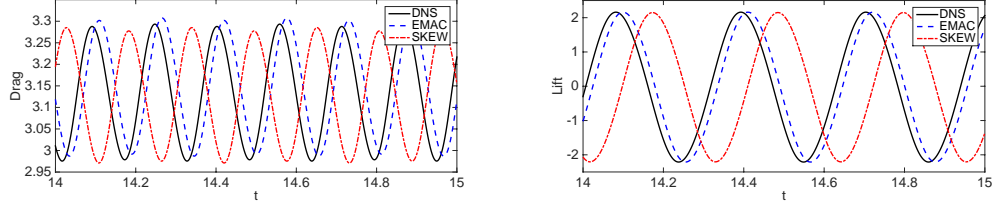


Figure 4: Shown above are plots of lift and drag versus time, for EMAC, SKEW, and the DNS, at $Re = 200$. DNS results are on Mesh 3, while EMAC and SKEW solutions are computed on Mesh 2.

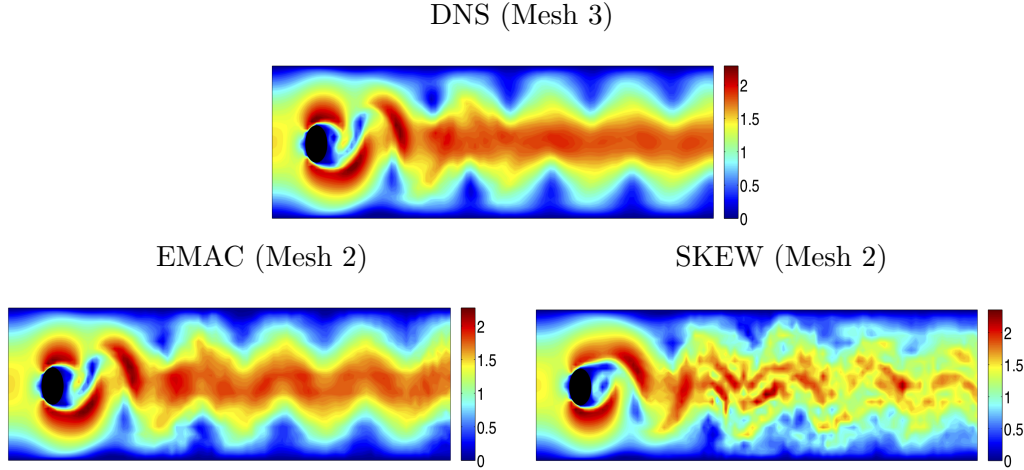


Figure 5: Shown above are $Re = 200$ solution speed contours at $t = 15$ for DNS, EMAC and SKEW.

EMAC to be slightly more accurate. Figure 3 shows speed contours at $t = 15$ for the DNS, EMAC and SKEW. The Mesh 2 EMAC solution matches the DNS qualitatively very well, while the Mesh 2 SKEW solution matches the DNS well near the cylinder but downstream exhibits significant oscillations. The Mesh 1 results for EMAC yield the correct physical behavior in a smooth flow around the cylinder with a vortex street (although with some minor oscillations present), but do not match the DNS as there appears to be a phase error in time, which is consistent with its Mesh 1 lift prediction seen in figure 2. The SKEW results on Mesh 1 are quite poor, as they show very significant oscillations.

4.1.2 $Re = 200$

Channel flow past a cylinder results are also computed for $Re = 200$, but here only on Mesh 2 for EMAC and SKEW (DNS is computed on Mesh 3). Results are displayed in figure 4 for lift and drag predictions, and in figure 5 for the $t = 15$ speed contours. For lift and drag predictions, we observe EMAC to give somewhat better results than SKEW compared to the DNS; while min/max accuracy of lift and drag are similar for EMAC and SKEW, SKEW has a more significant phase error in time. The speed contours show that EMAC shows some minor oscillations in its speed contours, while SKEW shows significant oscillations that essentially destroy the downstream prediction.

4.2 2D Kelvin-Helmholtz simulation

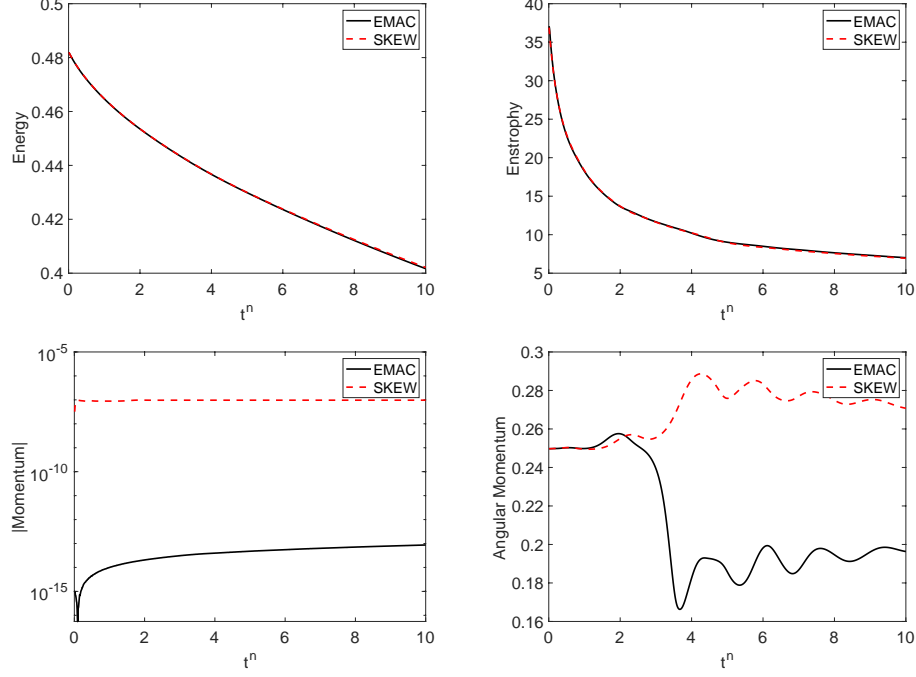


Figure 6: Shown above are energy, enstrophy, (absolute) total momentum, and angular momentum vs. time, for the 3 formulations, for $Re = 100$.

We consider a test problem from [36] for the 2D Kelvin-Helmholtz instability. The domain is the unit square, with periodic boundary conditions at $x = 0, 1$, representing an infinite extension in the horizontal direction. At $y = 0, 1$, the no penetration boundary condition $\mathbf{u} \cdot \mathbf{n} = 0$ is strongly enforced, along with a (natural) weak enforcement of the free-slip condition $(-\nu \nabla \mathbf{u} \cdot \mathbf{n}) \times \mathbf{n} = \mathbf{0}$. The initial condition is defined by

$$\mathbf{u}_0(x, y) = \begin{pmatrix} u_\infty \tanh\left(\frac{2y-1}{\delta_0}\right) \\ 0 \end{pmatrix} + c_n \begin{pmatrix} \partial_y \psi(x, y) \\ -\partial_x \psi(x, y) \end{pmatrix},$$

where $\delta_0 = \frac{1}{28}$ denotes the initial vorticity thickness, $u_\infty = 1$ is a reference velocity, c_n is a noise/scaling factor which is taken to be 10^{-3} , and

$$\psi(x, y) = u_\infty \exp\left(-\frac{(y-0.5)^2}{\delta_0^2}\right) (\cos(8\pi x) + \cos(20\pi x)).$$

The Reynolds number is defined by $Re = \frac{\delta_0 u_\infty}{\nu} = \frac{1}{28\nu}$, and ν is defined by selecting Re .

We compute solutions for $Re = 100$ and $Re = 1000$, using the EMAC and SKEW formulations. Taylor-Hood (P_2, P_1) elements are used for all simulations, without any stabilization. For $Re = 100$, solutions are computed up to $T = 10$ on a uniform triangulation with $h = \frac{1}{96}$ is used with a time step size of $\Delta t = 0.01$. For $Re = 1000$, solutions are computed up to $T = 20$ on a uniform triangulation with $h = \frac{1}{196}$ and $\Delta t = 0.005$. The nonlinear problems were resolved with Newton's method, and in most cases converged in 2 to 3 iterations.

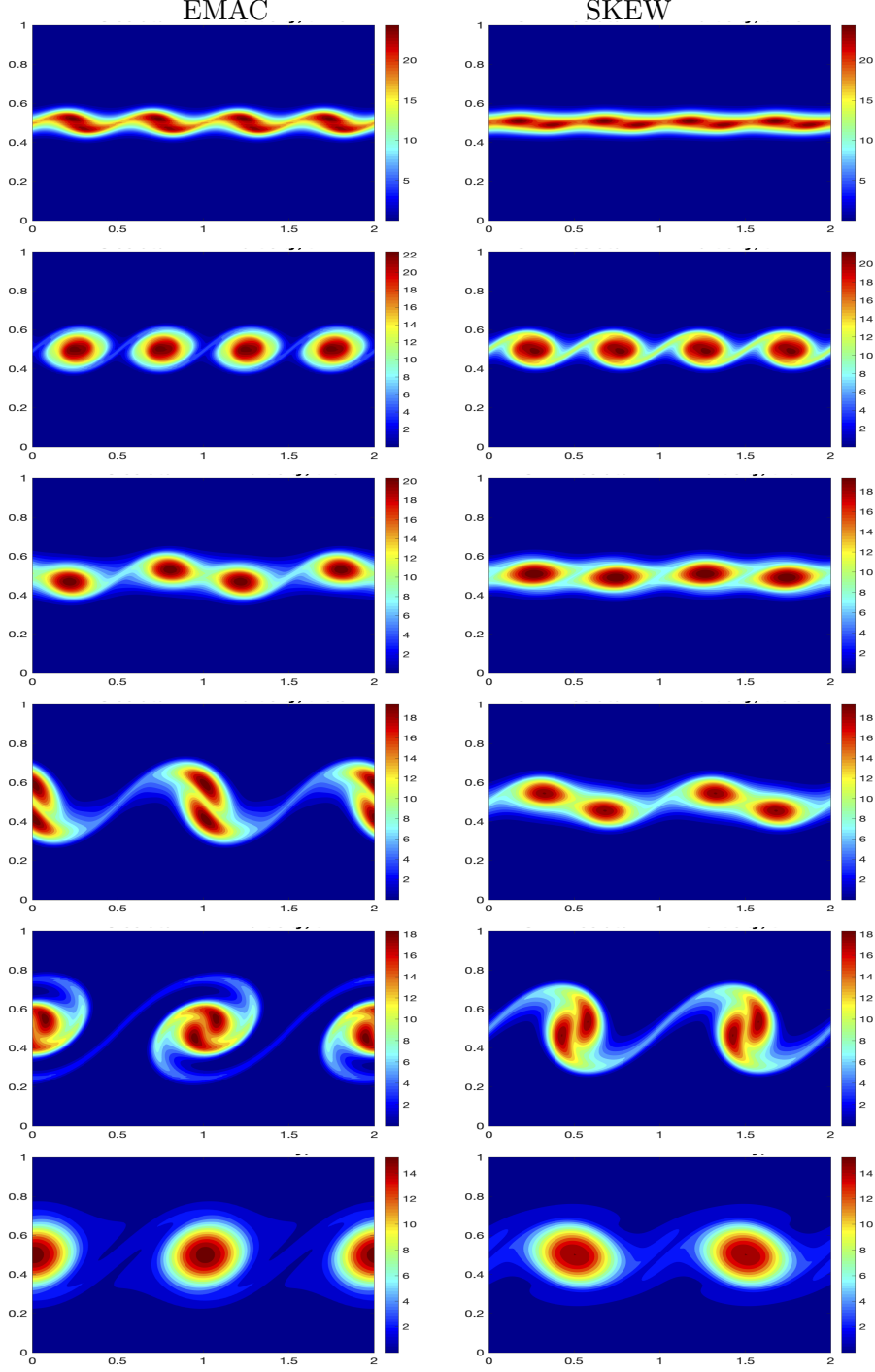


Figure 7: Shown above are vorticity contours at for EMAC (left) and SKEW (right), at times $t=1.5, 2.1, 3.0, 3.5, 4.0$, and 7.0 (from top to bottom), for $Re = 100$.

We first present results for the $Re = 100$ simulations. Plots of energy, enstrophy, absolute total momentum (defining $|M| = |M_1 + M_2|$), and angular momentum versus time are shown in figure 6. The energy and enstrophy for EMAC and SKEW agree well with each other, and with results in [36]. For momentum, the initial condition has 0 momentum

in both the x and y directions; EMAC maintains this momentum up to roundoff error, while SKEW produces solutions with momentum near 10^{-7} which is still quite small. The plots of angular momentum versus time are quite interesting, as EMAC agrees with SKEW up to around $t = 2$, at which point it deviates significantly. This deviation coincides with the differences in the absolute vorticity contours in figure 7 (we show the domain extended once periodically to the right, to aid in presentation of the results), where we see that EMAC joins the middle 2 eddies from the $t=2.1$ solution to form a bigger eddy, while SKEW joins the left eddies together and the right eddies together. Since the solution is periodic in the horizontal direction, we believe both of these solutions to be correct, however it is still interesting how the different formulations find different solutions. We note that the solution plots from figure 7 are in good qualitative agreement with those shown in [36], although as discussed in [36] the times at which eddy combining happens is very sensitive and so some minor differences for evolution-in-time is both expected and observed.

For $Re = 1000$, plots of energy, absolute total momentum, angular momentum, and enstrophy versus time are shown in figure 9, and we observe very similar results for EMAC and SKEW, except for momentum where EMAC gives close to round off error while SKEW is $O(10^{-5})$, which is still quite small. The plots of energy and enstrophy are in agreement with those in [36] (after adjusting time units). Contours of absolute vorticity for EMAC and SKEW are shown in figure 9, and they both display qualitative behavior consistent with results of [36], although with some minor differences being that the max absolute vorticity for SKEW is slightly higher (notice the colorbar scale), and perhaps more important is that the center of the SKEW eddies at later times show oscillations while those for EMAC do not.

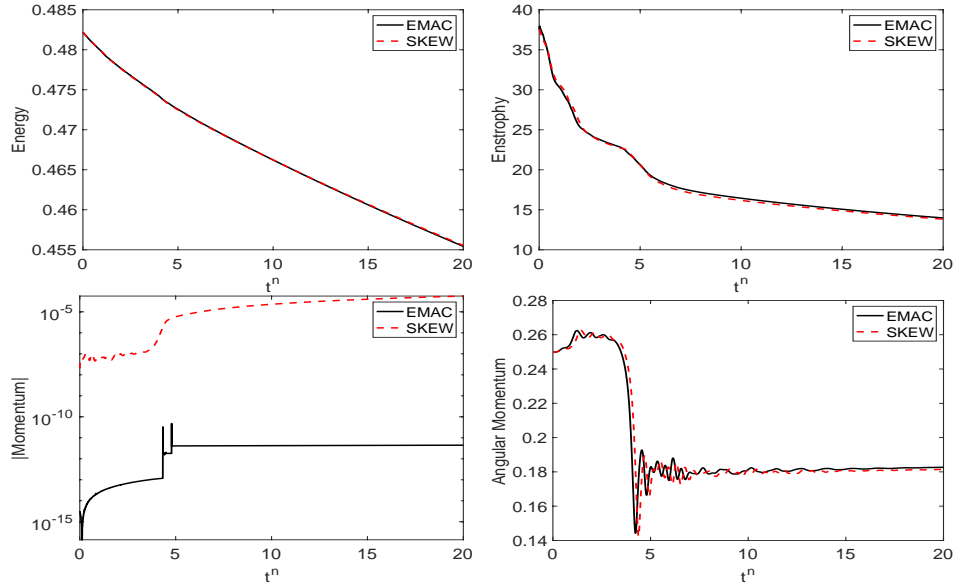


Figure 8: Shown above are energy, enstrophy, (absolute) total momentum, and angular momentum vs. time, for the 3 formulations with $Re = 1000$.

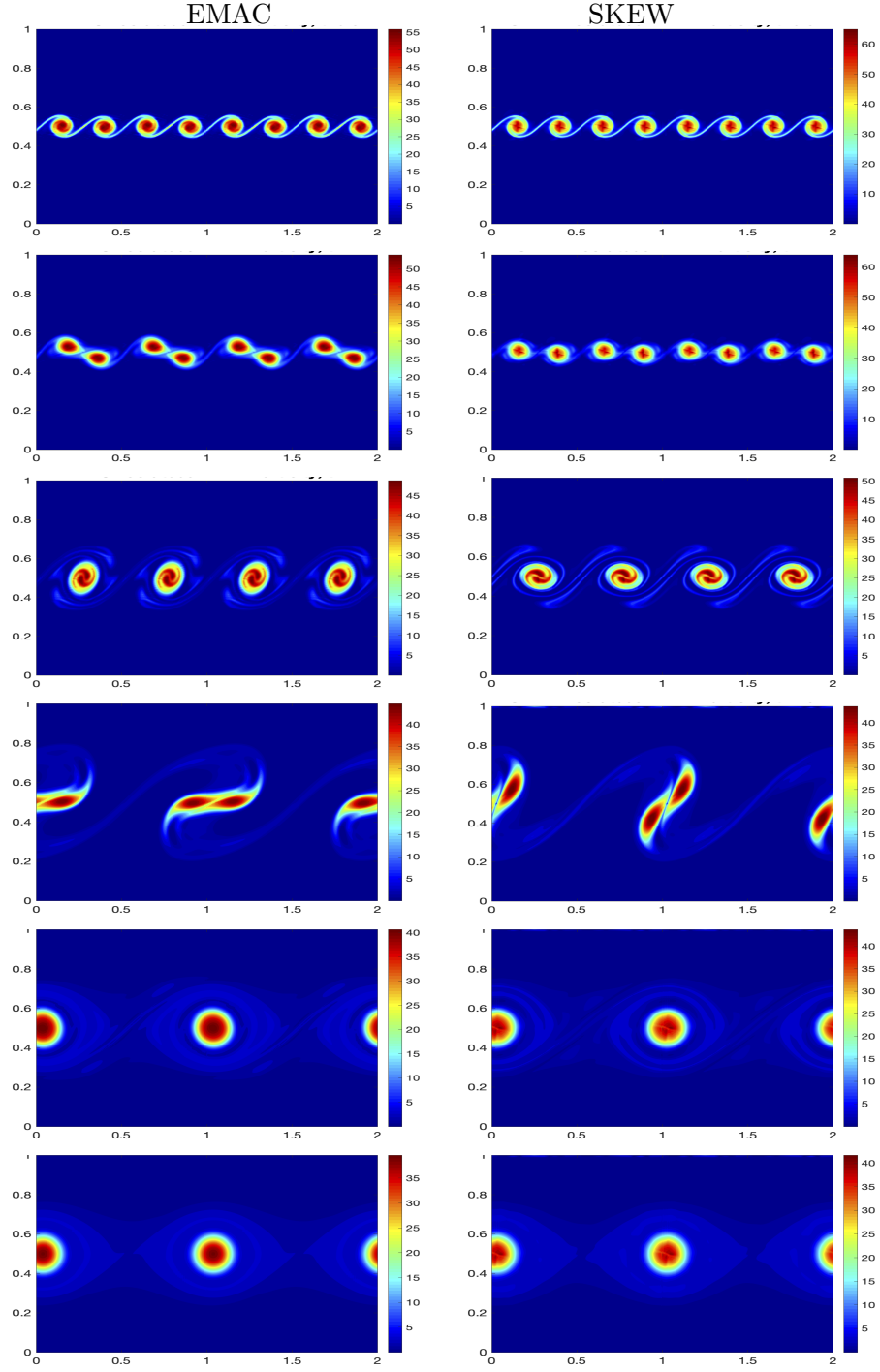


Figure 9: Shown above are absolute vorticity contours at for EMAC (left), SKEW (middle), and CONV (right), at times $t=1.0$, 2.0 , 4.0 , 6.5 , 9.0 , and 15.0 (from top to bottom), for $Re = 1000$.

5 Conclusions

We have given new analytical and numerical results that reveal more advantages of the EMAC formulation in schemes for the incompressible Navier-Stokes equations. In particular, we have proven a better velocity error bound for EMAC which reduces (or removes) the dependence of the Gronwall constant on the Reynolds number compared to the classical result for SKEW, and we have also shown that an inaccurate momentum or angular momentum prediction (such as that of SKEW) creates a lower bound on the L^2 velocity error. Both of these results suggest a better longer time accuracy of EMAC compared to SKEW, and the numerical results herein are in agreement with this for channel flow past a cylinder and Kelvin-Helmholtz instability. From a higher level, our results provide mathematical backing in this instance to the widely believed theory that more physically consistent schemes are in general more accurate over longer time intervals. Future directions of this work may include extensions to incompressible multiphysics problems such as MHD and Boussinesq systems. More robust error bounds for other enhanced-physics methods through improved stability constants are also of interest.

References

- [1] R.V. Abramov and A.J. Majda. Discrete approximations with additional conserved quantities: deterministic and statistical behavior. *Methods Appl. Anal.*, 10(2):151–190, 2003.
- [2] A. Arakawa. Computational design for long-term numerical integration of the equations of fluid motion: Two dimensional incompressible flow, Part I. *J. Comput. Phys.*, 1:119–143, 1966.
- [3] A. Arakawa and V. Lamb. A potential enstrophy and energy conserving scheme for the shallow water equations. *Monthly Weather Review*, 109:18–36, 1981.
- [4] D. Arnold and J. Qin. Quadratic velocity/linear pressure Stokes elements. In R. Vichnevetsky, D. Knight, and G. Richter, editors, *Advances in Computer Methods for Partial Differential Equations VII*, pages 28–34. IMACS, 1992.
- [5] Douglas N Arnold, Franco Brezzi, and Michel Fortin. A stable finite element for the stokes equations. *Calcolo*, 21(4):337–344, 1984.
- [6] S. Charnyi, T. Heister, M. Olshanskii, and L. Rebholz. On conservation laws of Navier-Stokes Galerkin discretizations. *Journal of Computational Physics*, 337:289–308, 2017.
- [7] S. Charnyi, T. Heister, M. Olshanskii, and L. Rebholz. Efficient discretizations for the emac formulation of the incompressible Navier-Stokes equations. *Applied Numerical Mathematics*, 141:220–233, 2019.
- [8] J. de Frutos, B. Garcia-Archilla, V. John, and J. Novo. Analysis of the grad-div stabilization for the time-dependent Navier-Stokes equations with inf-sup stable finite elements. *Adv. Comput. Math.*, 44:195–225, 2018.
- [9] O. Lehmkuhl F. Sacco, B. Paun, T. Iles, P. Iaizzo, G. Houzeaux, M. Vzaquex, C. Butakoff, and J. Aguado-Sierra. Evaluating the roles of detailed endocardial structures on right ventricular haemodynamics by means of CFD simulations. *International Journal for Numerical Methods in Biomedical Engineering*, 34:1–14, 2018.

- [10] O. Lehmkuhl F. Sacco, B. Paun, T. Iles, P. Iaizzo, G. Houzeaux, M. Vzaquex, C. Butakoff, and J. Aguado-Sierra. Left ventricular trabeculations decrease the wall shear stress and increase the intra-ventricular pressure drop in CFD simulations. *Frontiers in Physiology*, 9:1–15, 2018.
- [11] G. Fix. Finite element models for ocean circulation problems. *SIAM Journal on Applied Mathematics*, 29(3):371–387, 1975.
- [12] K. Galvin, L. Rebholz, and C. Trenchea. Efficient, unconditionally stable, and optimally accurate FE algorithms for approximate deconvolution models. *SIAM Journal on Numerical Analysis*, 52(2):678–707, 2014.
- [13] V. Girault, R. H. Nochetto, and L. R. Scott. Max-norm estimates for stokes and navier–stokes approximations in convex polyhedra. *Numerische Mathematik*, 131(4):771–822, 2015.
- [14] V. Girault and P.-A. Raviart. *Finite element methods for Navier-Stokes equations : theory and algorithms*. Springer-Verlag, 1986.
- [15] J. Guzman and M. Neilan. Conforming and divergence-free Stokes elements in three dimensions. *IMA Journal of Numerical Analysis*, 34(4):1489–1508, 2014.
- [16] J. Guzman and M. Neilan. Conforming and divergence-free Stokes elements on general triangular meshes. *Mathematics of Computation*, 83:15–36, 2014.
- [17] V. John. Reference values for drag and lift of a two dimensional time-dependent flow around a cylinder. *International Journal for Numerical Methods in Fluids*, 44:777–788, 2004.
- [18] V. John. *Finite Element Methods for Incompressible Flow Problems*. Springer, New York, 2016.
- [19] V. John, A. Linke, C. Merdon, M. Neilan, and L. G. Rebholz. On the divergence constraint in mixed finite element methods for incompressible flows. *SIAM Rev.*, 59(3):492–544, 2017.
- [20] W. Layton. *An Introduction to the Numerical Analysis of Viscous Incompressible Flows*. SIAM, Philadelphia, 2008.
- [21] W. Layton, C. Manica, M. Neda, M. A. Olshanskii, and L. Rebholz. On the accuracy of the rotation form in simulations of the Navier-Stokes equations. *Journal of Computational Physics*, 228(9):3433–3447, 2009.
- [22] O. Lehmkuhl, G. Houzeaux, H. Owen, G. Chrysokentis, and I. Rodriguezb. A low-dissipation finite element scheme for scale resolving simulations of turbulent flows. *Journal of Computational Physics*, 390:51–65, 2019.
- [23] O. Lehmkuhl, U. Piomelli, and G. Houzeaux. On the extension of the integral length-scale approximation model to complex geometries. *International Journal of Heat and Fluid Flow*, 78(108422):1–12, 2019.
- [24] J-G.. Liu and W. Wang. Energy and helicity preserving schemes for hydro and magnetohydro-dynamics flows with symmetry. *J. Comput. Phys.*, 200:8–33, 2004.

- [25] R. Martin, M. Soria, O. Lehmkuhl, A. Gorobets, and A. Duben. Noise radiated by an open cavity at low Mach number: Effect of the cavity oscillation mode. *International Journal of Aeroacoustics*, to appear, 2019.
- [26] M. Mohebujjaman, L. Rebholz, X. Xie, and T. Iliescu. Energy balance and mass conservation in reduced order models of fluid flows. *J. Comput. Phys.*, 346:262–277, 2017.
- [27] M. Olshanskii and A. Reusken. Grad-div stabilization for Stokes equations. *Math. Comp.*, 73(248):1699–1718, 2004.
- [28] M. A. Olshanskii. A low order Galerkin finite element method for the Navier-Stokes equations of steady incompressible flow: a stabilization issue and iterative methods. *Comput. Meth. Appl. Mech. Eng.*, 191:5515–5536, 2002.
- [29] Herbert Owen, Georgios Chrysokentis, Matias Avila, Daniel Mira, Guillaume Houzeaux, Ricard Borrell, Juan Carlos Cajas, and Oriol Lehmkuhl. Wall-modeled large-eddy simulation in a finite element framework. *International Journal for Numerical Methods in Fluids*, 92(1):20–37, 2020.
- [30] A. Palha and M. Gerritsma. A mass, energy, enstrophy and vorticity conserving (meevc) mimetic spectral element discretization for the 2D incompressible Navier–Stokes equations. *Journal of Computational Physics*, 328:200–220, 2017.
- [31] D. Pastrana, J.C. Cajas, O. Lehmkuhl, I. Rodriguez, and G. Houzeaux. Large-eddy simulations of the vortex-induced vibration of a low mass ratio two-degree-of-freedom circular cylinder at subcritical Reynolds numbers. *Computers and Fluids*, 173:118–132, 2018.
- [32] L. Rebholz. An Energy and Helicity conserving finite element scheme for the Navier-Stokes equations. *SIAM Journal on Numerical Analysis*, 45(4):1622–1638, 2007.
- [33] L. Rebholz, T.-Y. Kim, and Y.-L. Byon. On an accurate α model for coarse mesh turbulent channel flow simulation. *Applied Mathematical Modelling*, 43:139–154, 2017.
- [34] R. Salmon and L.D. Talley. Generalizations of Arakawa’s Jacobian. *J. Comput. Phys.*, 83:247–259, 1989.
- [35] M. Schäfer and S. Turek. The benchmark problem ‘flow around a cylinder’ flow simulation with high performance computers II. in *E.H. Hirschel (Ed.), Notes on Numerical Fluid Mechanics*, 52, Braunschweig, Vieweg:547–566, 1996.
- [36] P. Schroeder, V. John, P. Lederer, C. Lehrenfeld, G. Lube, and J. Schöberl. On reference solutions and the sensitivity of the 2d Kelvin-Helmholtz instability problem. *Computers and Mathematics with Applications*, 77(4):1010–1028, 2019.
- [37] P. Schroeder, C. Lehrenfeld, A. Linke, and G. Lube. Towards computable flows and robust estimates for inf-sup stable fem applied to the time dependent incompressible Navier-Stokes equations. *SeMA*, 75:629–653, 2018.
- [38] C. Sargentone, S. La Cognata, and J. Nordstrom. A new high order energy and enstrophy conserving Arakawa-like Jacobian differential operator. *Journal of Computational Physics*, 301:167–177, 2015.

- [39] R. Temam. *Navier-Stokes equations*. Elsevier, North-Holland, 1991.
- [40] S. Zhang. A new family of stable mixed finite elements for the 3d Stokes equations. *Mathematics of Computation*, 74:543–554, 2005.