

TILINGS WITH THE MINIMAL TILE PROPERTY

IWAN PRATON

ABSTRACT. A square tiling of the unit square is said to have the minimal tile property if the smallest tile can tile all the other tiles. We show that in such a tiling, the smallest tile cannot be too small.

Start with a unit square and fix a positive integer n . Tile the unit square with n smaller squares. (In other words, put n non-overlapping small squares—which do not have to be the same size—inside the unit square, with no space left over). This can be done for $n = 4$ and $n \geq 6$. There are many questions we can ask about this configuration, the most famous of which is probably the “squaring the square” problem [2]. Here we focus on a different question. Following Erdős and Soifer, we ask how large the sum of the sides of the small squares can be. There are good conjectures for the answer [3], but the problem appears difficult. In order to make the problem tractable to computers, Alm [1] introduced a new additional condition: we consider only tilings that have the minimal tile property (MTP): the smallest square tile is required to tile all the other tiles. Thus the side lengths of all the tiles have to be an integer multiple of the side length of the smallest tile.

It is not immediately obvious that MTP tilings exist for all values of n for which regular tilings exist. But they do, as shown in the figure below.

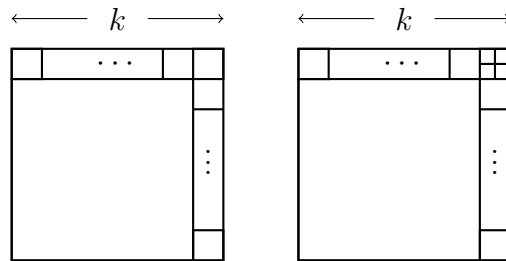


FIGURE 1. MTP tilings for $n = 2k$ and $n = 2k + 3$, where $k \geq 2$.

The main aim of MTP tilings is to use a computer to help check all possibilities. We thus need to show that there are only finitely many

possibilities to check. One way to do this is to show that for a given value of n , the smallest tile cannot be too small. Then there are only finitely many possible values for the side lengths of all tiles, so we only need to check a finite number of configurations. The theorem below is a result of this nature.

Theorem 1. *In an MTP tiling with n squares, the side length of the smallest tile is at least $1/2^n$.*

The proof uses the electrical network theory of Brooks et al [2]. It turns out to be convenient to adjust our scale so that the smallest tile has side length 1. Then all tiles in an MTP tiling has integer side lengths; the side length of the big tiled square is also an integer.

We now summarize the electrical network approach to analyzing tilings. Details are in [2] or [5]. Suppose we have a rectangle of height h and width w tiled by squares whose side lengths are integers. We place the rectangle and its tiles so that all sides are horizontal or vertical. First we convert the tiling into a graph $G(V, E)$, where the vertex set V consists of all connected components of the horizontal boundaries of the tiling, and the edge set E is the set of all squares in the tiling. Since every tile has two horizontal boundaries, it is natural to say that two vertices is connected by an edge if the corresponding tile has the two corresponding horizontal components as boundaries. (Note that it is possible to have multiples edges connecting two vertices.)

Let m denote the number of vertices in the graph G . We label the vertices of G with integers 1 to m . The vertex corresponding to the top edge of the rectangle is vertex 1; similarly, the vertex corresponding to the bottom edge is vertex m .

In the simple example below, the rectangle has height 2 and width 4, tiled with 5 squares. The corresponding graph is shown on the right.

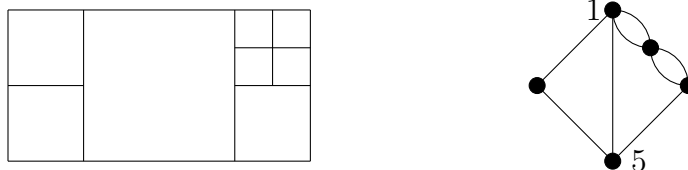


FIGURE 2. A rectangle tiled by squares and its corresponding network graph.

We now think of G as an electric network. The edges are wires through which electric currents can flow. We'll assume that each edge

has unit resistance. Let's say that one unit of current flows into vertex 1, goes through the network, and leaves from vertex m (which is grounded, i.e., vertex m has zero electric potential). Then it is possible, using Kirchoff's and Ohm's Laws, to calculate the amount of current in each wire and the electric potential in each vertex. The calculations can be conveniently summarized in matrix form.

Define an $m \times m$ matrix $L = (a_{ij})$, where a_{ii} is the degree of vertex i , and for $i \neq j$,

$$a_{ij} = \begin{cases} 0 & \text{if vertices } i \text{ and } j \text{ are not connected;} \\ -r & \text{if there are } r \text{ edges connecting } i \text{ and } j. \end{cases}$$

It turns out that L is a singular matrix with rank $m - 1$. For our example, the matrix L is

$$L = \begin{pmatrix} 4 & -2 & 0 & -1 & -1 \\ -2 & 4 & -2 & 0 & 0 \\ 0 & -2 & 3 & 0 & -1 \\ -1 & 0 & 0 & 2 & -1 \\ -1 & 0 & 2 & -1 & 3 \end{pmatrix}.$$

Now let $\mathbf{p} = (p_1, \dots, p_m)^T$, where p_i is the electric potential at vertex i . Note that $p_m = 0$ since vertex m is grounded. Ohm's Law indicates that the i th component of $L\mathbf{p}$ is the total amount of current flowing into (and out of) vertex i ; by Kirchoff's Law (which is a current preservation law), this amount is 1 when $i = 1$; -1 when $i = m$; and 0 when $i \neq 1, m$. Therefore $L\mathbf{p} = \mathbf{e}_1 - \mathbf{e}_m$ where \mathbf{e}_i is the i th standard basis vector. Thus to find p_k we need to solve the matrix equation $L\mathbf{v} = \mathbf{e}_1 - \mathbf{e}_m$; we want the unique solution with $v_m = 0$.

We can get this solution by first solving the equation $L'\mathbf{v}' = \mathbf{e}_1$, where L' is the matrix L without its last row and last column. The solution we want is \mathbf{v}' with a 0 appended as the last entry. The matrix L' is invertible, so there is a unique solution.

In our example, $L' = \begin{pmatrix} 4 & -2 & 0 & -1 \\ -2 & 4 & -2 & 0 \\ 0 & -2 & 3 & 0 \\ -1 & 0 & 0 & 2 \end{pmatrix}$, whose determinant is 32. The solution to $L'\mathbf{v}' = \mathbf{e}_1$ is $\mathbf{v}' = \frac{1}{8}(4, 3, 2, 2)^T$, so the vector of potentials is $\mathbf{p} = \frac{1}{8}(4, 3, 2, 2, 0)^T$.

We can also find the potentials a different way. Go back to the tiling of the rectangle. Place the bottom edge of the rectangle at $y = 0$ and let q_i denote the y -coordinate of the horizontal boundary that corresponds to the vertex i . Define the vector \mathbf{q} as $(q_1, \dots, q_m)^T$. We note that $q_m = 0$, $q_1 = h$, the height of the rectangle, and each q_i is an integer. In our example, $\mathbf{q} = (4, 3, 2, 2, 0)$.

We define potentials and currents in G using \mathbf{q} as follows; we'll show that these potentials and currents satisfy Ohm's and Kirchoff's Laws. We define the electric potential at vertex i to be q_i . Previously we imposed 1 unit of current flowing through G from vertex 1 to vertex m , but now instead of 1 unit we will use w units, where w is the width of the rectangle. The currents in the interior of G are defined as follow.

If there is an edge connecting vertex i and vertex j , we say there is a current of $q_i - q_j$ units flowing from i to j . These currents and potentials clearly satisfy Ohm's Law (since each edge has unit resistance). Now suppose vertex j corresponds to an interior horizontal boundary. A tile above and on this horizontal boundary contributes $q_i - q_j$, the side length of the tile, to the current coming into vertex j . The total amount from such tiles is the sum of the side lengths of these tiles, so it is equal to the length of the boundary. Similarly, the total contribution of the tiles on and below the horizontal boundary the negative of the length of this boundary. Therefore the total current coming into and out of vertex j is zero, in accordance to Kirchoff's Law. Of course, these laws are also satisfied at vertex 1 and m . Therefore the potentials q_i and the currents $q_i - q_j$ are exactly the values attached to the electrical network, except that the external current from vertex 1 to vertex m is now w units.

We conclude that

$$L\mathbf{q} = w\mathbf{e}_1 - w\mathbf{e}_m,$$

and so $L(\mathbf{q}/w) = \mathbf{e}_1 - \mathbf{e}_m$. Since potentials are unique, we have $\mathbf{p} = \mathbf{q}/w$, providing an explicit solution to the problem of finding the electric potentials of the network.

This is sufficient to provide a proof of Theorem 1.

Proof of Theorem 1. As above, we scale our tiling so that the smallest tile has side length 1. It suffices to prove that the side length of the big tiled square is at most 2^n . In the notation above, we want to show that $h = w \leq 2^n$.

First we note that in this case, there is a tile of side length 1, so q_1, \dots, q_m are integers with no common factors (other than 1). Let $d = \det L'$. Then $d\mathbf{p}$ is a vector of integers that is a scalar multiple of \mathbf{q} . Since the components of \mathbf{q} are relatively prime, in fact $d\mathbf{p}$ is an integer multiple of \mathbf{q} . In particular, $dp_1 > 0$ is an integer multiple of $q_1 > 0$, so $dp_1 \geq q_1$. Note that $q_1 = h$ and $p_1 = q_1/w = h/w$, so $dh/w \geq h$ or $w \geq d$.

By the Matrix-Tree theorem [5], d is the number of spanning trees of the graph G . Since a spanning tree is a subset of the edges of G , we have the crude estimate $d \leq 2^n$, where n is the number of edges of G ,

i.e., the number of squares in the tiling. Thus we have $w \leq 2^n$, which is what we want. \square

Note that the proof does not rely on the minimal tile property: what we need is that the components of \mathbf{q} are relatively prime. It is straightforward to verify that this can be realized for any tiling of the unit square. Thus a similar result holds for all tilings, not just MTP tilings.

Of course, the bound here is quite crude and not useful for computational purposes unless n is small. For specific values of n there are better bounds.

Here is an example. First we introduce some notation. If T is a tiling of the unit square with n tiles, denote by $\sigma(T)$ the sum of the side lengths of the tiles in T . We want to find an optimal tiling T_M such that $\sigma(T_M) \geq \sigma(T)$ for all MTP tilings T . More generally, we would like to find T_M such that $\sigma(T_M) \geq \sigma(T)$ for all tilings T , not just MTP tilings.

Suppose now $n = k^2 + 3$ where k is a positive integer. The standard $k \times k$ grid, where one tile is further divided into 4 equal pieces, is conjectured to be optimal over all tilings [3]. It also happens to be an MTP tiling. The figure below shows an example with $k = 3$.

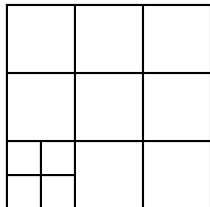


FIGURE 3. MTP tiling for $n = k^2 + 3$ (here $k = 3$).

The sum of the side lengths of this MTP tiling is $k + 1/k$. Thus $\sigma(T_M) \geq k + 1/k$.

Theorem 2. *Suppose T_M is an optimal tiling with $n = k^2 + 3$ (where $k \geq 2$). Then the smallest tile in T_M has side length at least $1/(3k^3)$.*

Proof. We recall a result from [4]: if we have m nonoverlapping tiles with total area A , then the sum of their side lengths is at most \sqrt{mA} .

Now let x denote the length of the smallest tile in a tiling T . Then its area is x^2 and the other $k^2 + 2$ tiles have area $1 - x^2$. Thus

$$\sigma(T) \leq x + \sqrt{(1 - x^2)(k^2 + 2)} < x + \sqrt{k^2 + 2} < x + k + 1/k - 1/(3k^3),$$

so if $x < 1/(3k^3)$, then T is not optimal. \square

REFERENCES

- [1] J. Alm, personal communication.
- [2] R.L. Brooks, C.A.B. Smith, A.H. Stone, and W.T. Tutte, The dissection of rectangles into squares, *Duke Math. J.* vol. 7 (1940), 312–340.
- [3] P. Erdős and A. Soifer, Squares in a Square. *Geombinatorics*, vol. IV, issue 4 (1995), 110–114.
- [4] W. Staton and B. Tyler, On the Erdős Square-Packing Conjecture. *Geombinatorics*, vol. XVII, issue 2 (2007), 88–94.
- [5] D. Wagner, *Combinatorics of Electrical Networks*, lecture notes available at <https://www.math.uwaterloo.ca/~dgwagner/Networks.pdf>

FRANKLIN & MARSHALL COLLEGE, LANCASTER, PA 17604
E-mail address: `ipraton@fandm.edu`