

RDFFrames: Knowledge Graph Access for Machine Learning Tools

Aisha Mohamed[★] Ghadeer Abuoda[♦] Abdurrahman Ghanem^{★*}

Zoi Kaoudi^{♦*} Ashraf Aboulnaga[★]

[★]Qatar Computing Research Institute, HBKU [♦]College of Science and Engineering, HBKU

[▲]Bluescape [▼]Technische Universität Berlin

ABSTRACT

Knowledge graphs represented as RDF datasets are becoming increasingly popular, and they are an integral part of many machine learning applications. A rich ecosystem of data management systems and tools that support RDF has evolved over the years to facilitate high performance storage and retrieval of RDF data, most notably RDF database management systems that support the SPARQL query language. Surprisingly, machine learning tools for knowledge graphs typically do not use SPARQL, despite the obvious advantages of using a database system. This is due to the mismatch between SPARQL and machine learning tools in terms of the expected data model and the programming style. Machine learning tools work on data in tabular format and process it using an imperative programming style, while SPARQL is declarative and has as the basic query operation matching graph patterns to RDF triples. We posit that a good interface to knowledge graphs from a machine learning software stack should use an imperative, navigational programming paradigm based on graph traversal rather than the SPARQL query paradigm based on graph patterns. In this paper, we introduce RDFFrames, a framework that provides such an interface. RDFFrames enables the user to make a sequence of calls in a programming language such as Python to define the data to be extracted from a knowledge graph stored in an RDF database system. It then translates these calls into compact SPQARL queries, executes these queries on the database system, and returns the results in a standard tabular format. Thus, RDFFrames combines the usability of a machine learning software stack with the performance of an RDF database system.

1. INTRODUCTION

There has recently been a sharp growth in the number of knowledge graph datasets that are made available in the

RDF (Resource Description Framework)¹ data model. Examples include knowledge graphs that cover a broad set of domains such as DBpedia [22], YAGO [34], Wikidata [35], and BabelNet [25], as well as specialized graphs for specific domains like product graphs for e-commerce [13], biomedical information networks [5], and bibliographic datasets [24, 15]. The rich information and semantic structure of knowledge graphs makes them useful in many machine learning applications [10],

such as recommender systems [19], search systems [7], virtual assistants, and question answering systems [38].

Recently, many machine learning algorithms have been developed specifically for analyzing knowledge graphs, especially in the sub-field of *relational learning*, which is dedicated to learning from the relations between entities in a knowledge graph [27, 26, 37].

RDF is widely used to publish knowledge graphs as it provides a powerful abstraction for representing heterogeneous, incomplete, sparse, and potentially noisy knowledge graphs. RDF is supported by a rich ecosystem of data management systems and tools that has evolved over the years. This ecosystem includes standard serialization formats, parsing and processing libraries, and most notably RDF database management systems (a.k.a. *RDF engines* or *triple stores*) that support SPARQL,² the W3C standard query language for RDF data. Examples of these systems include OpenLink Virtuoso,³ Apache Jena,⁴ and managed services such as Amazon Neptune.⁵

However, we make the observation that none of the publicly available machine learning or relational learning tools for knowledge graphs that we are aware of uses SPARQL to explore and extract datasets from knowledge graphs stored in RDF database systems. This, despite the obvious advantage of using a database system such as data independence, declarative querying, and efficient and scalable query processing. For example, we investigated all the prominent recent open source implementations for relational learning, and we found that they all rely on ad-hoc scripts to process very small knowledge graphs and prepare the necessary datasets for learning. These scripts are limited in performance, which slows down the data processing step and leaves

^{*}Work done while at QCRI.

¹<https://www.w3.org/RDF>

²<https://www.w3.org/TR/sparql11-query>

³<https://virtuoso.openlinksw.com>

⁴<https://jena.apache.org>

⁵<https://aws.amazon.com/neptune>

the challenges of applying these machine learning models on the scale of real knowledge graphs unexplored.

We posit that machine learning tools do not use RDF engines due to an “impedance mismatch”. Specifically, typical machine learning software stacks are based on data in *tabular format* and the split-apply-combine paradigm [39]. An example tabular format is the highly popular *dataframes*, supported by libraries in several languages such as Python and R (e.g., the pandas⁶ and scikit-learn libraries in Python), and by systems such as Apache Spark [42]. Thus, the first step in most machine learning pipelines (including relational learning) is to explore the knowledge graph, identify the required data, extract this data from the graph, efficiently process and clean the extracted data and return it in a table. Identifying and extracting this refined data from a knowledge graph requires efficient and flexible *graph traversal* functionality. SPARQL is a declarative pattern matching query language designed for distributed data integration with unique identifiers rather than navigation [23]. Hence, while SPARQL has the expressive power to process and extract data into tables, machine learning tools do not use it since it lacks the required flexibility and ease of use of *navigational* interfaces.

In this paper, we introduce *RDFFrames*, a framework that bridges the gap between machine learning tools and RDF engines. Specifically, RDFFrames defines a user API consisting of two type of operators: a set of navigational operators that offers the graph traversal paradigm familiar in machine learning to explore an RDF graph and extract data from it, and a set of familiar relational operators for processing this data into refined clean datasets for machine learning applications.

The sequence of operators called by the user represents a logical description of the required dataset. RDFFrames translates this description to a corresponding SPARQL query, executes it

on an RDF engine,

and returns the results as a table.

In principle, the RDFFrames operators can be implemented in any programming language and can return data in any tabular format. However, concretely, our current implementation of RDFFrames is a Python library that returns data as dataframes of the popular pandas Python library so that further processing can be done using the rich features of the PyData ecosystem. RDFFrames is available as open source⁷ and via the Python pip installer.

Motivating Example: We illustrate the end-to-end operation of RDFFrames through an example. Consider a case where the DBpedia knowledge graph is stored in an RDF engine, and consider the task of classifying movies that appear in DBpedia into genres (this is one of our case studies in Section 6). Let us say that the first step of this task is to create a dataframe that contains only information about movies and the actors starring in them, keeping only movies that star American or prolific actors. Listing 1 shows Python code using the RDFFrames API to describe this dataframe. It is important to note that this code is a *logical description* of the dataframe and *does not cause data to be retrieved from the RDF engine*.

⁶<https://pandas.pydata.org>

⁷<https://github.com/qcri/rdfframes>

At the end of a sequence of calls such as these, a user calls a special `execute` function that causes a SPARQL query to be generated and executed on the engine, and the results returned in a dataframe. The SPARQL query corresponding to the code in Listing 1 is shown in Listing 2. *We believe that the RDFFrames code is simpler and easier to write than the corresponding SPARQL query, in addition to being better integrated with the machine learning environment. This is the primary motivation behind RDFFrames.* Note that this query is not the most complex that we have seen in our experience with RDFFrames. ■

```
dataset = graph.feature_domain_range('dbpp:starring',
                                     'movie', 'actor')
dataset = dataset.expand('actor',[
    ('dbpp:birthPlace', 'actor_country'),
    ('rdfs:label', 'actor_name')])
dataset.expand('movie', [('rdfs:label', 'movie_name'),
    ('dcterms:subject', 'subject'),
    ('dbpp:country', 'movie_country'),
    ('dbpo:genre', 'genre', Optional)])
american = dataset.filter({'actor_country':
    ['regex(str(?actor_country),"USA")']})
prolific = dataset.group_by(['actor'])
    .count('movie', 'movie_count', unique=True)
    .filter({'movie_count': ['>=20']})
movies = american.join(prolific, 'actor', OuterJoin)
    .join(dataset, 'actor', InnerJoin)
```

Listing 1: RDFFrames code: Movie genre classification.

```
SELECT ?actor_name ?movie_name ?subject ?genre
?movie_country ?actor_country
FROM <http://dbpedia.org>
WHERE
{
    { ?movie dbpp:starring ?actor ;
      rdfs:label ?movie_name ;
      dcterms:subject ?subject ;
      dbpp:country ?movie_country .
      ?actor rdfs:label ?actor_name ;
      dbpp:birthPlace ?actor_country .
      OPTIONAL { ?movie dbpo:genre ?genre }
      FILTER ( regex(str(?actor_country),"USA") )
    }
    UNION
    { SELECT ?actor_name ?movie_name ?subject
      ?movie_country ?actor_country ?genre
      WHERE
      { ?movie dbpp:starring ?actor ;
        rdfs:label ?movie_name ;
        dcterms:subject ?subject ;
        dbpp:country ?movie_country .
        ?actor rdfs:label ?actor_name ;
        dbpp:birthPlace ?actor_country .
        OPTIONAL { ?movie dbpo:genre ?genre }
        { SELECT ?actor
          WHERE
          { ?movie dbpp:starring ?actor }
          GROUP BY ?actor
          HAVING ( COUNT(DISTINCT ?movie) >= 20 )
        }
      }
    }
}
```

Listing 2: SPARQL query corresponding to RDFFrames code shown in Listing 1.

RDFFrames in a Nutshell: The architecture of RDFFrames is shown in Figure 1. At the top of the figure is the user API, which consists of a set of operators implemented as Python functions. We make a design decision in RDFFrames to use a *lazy evaluation strategy*. Thus, the *Recorder* records the operators invoked by the user without executing them, storing the operators in a FIFO queue. The special `execute` operator causes the *Generator* to consume

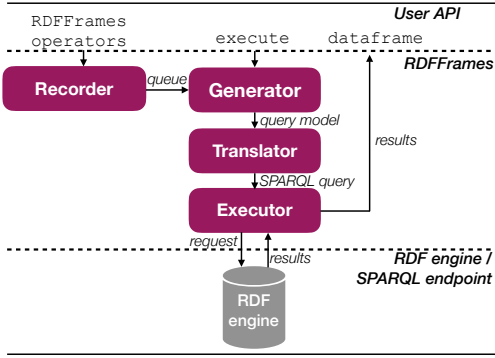


Figure 1: RDFFrames architecture.

the operators in the queue and build a *query model* representing the user’s code. The query model is an intermediate representation for SPARQL queries. The goal of the query model is (i) to separate the API parsing logic from the query building logic for flexible manipulation and implementation, and (ii) to facilitate optimization techniques for building the queries, especially in the case of nested queries. Next, the **Translator** translates the query model into a SPARQL query. This process includes validating the query model to ensure a valid SPARQL syntax and its equivalence with the user’s calls. Our choice to use lazy evaluation means that the entire sequence of operators called by the user is captured in the query model processed by the **Translator**. We design the **Translator** to take advantage of this fact and generate *compact and efficient* SPARQL queries. Specifically, each query model is translated to one SPARQL query and the **Translator** minimizes the number of nested subqueries. After the **Translator**, the **Executor** sends the generated SPARQL query to an RDF engine or SPARQL endpoint, handles all communication issues, and returns the results to the user in a dataframe.

Contributions: The novelty of RDFFrames lies in three aspects:

- First, the API provided to the user is designed to be intuitive and flexible in addition to being expressive. The API consists of navigational operators and data processing operators based on familiar relational algebra operations such as filtering, grouping, aggregation, and joins (Section 3).
- Second, RDFFrames translates the API calls into efficient SPARQL queries. A key element in this is the query model which exposes query equivalences in a simple way. In generating the query model from a sequence of API calls and in generating the SPARQL query from the query model, RDFFrames has the overarching goal of generating efficient queries (Section 4). We prove the correctness of the translation from API calls to SPARQL. That is, we prove that the dataframe that RDFFrames returns is semantically equivalent with the results set of the generated SPARQL query (Section 5).
- Third, RDFFrames handles all the mechanics of processing the SPARQL query such as the connection to the RDF engine or SPARQL endpoint, pagination (i.e., retrieving the results in chunks) to avoid the endpoint timing out, and converting the result to a dataframe. We

present case studies and performance comparisons that demonstrate the value of our query generation process, and show that RDFFrame outperforms several alternatives (Section 6).

2. RELATED WORK

Data Preparation for Machine Learning. RDFFrames falls under the topic of data preparation for machine learning. It has been reported that 80% of data analysis time and effort is spent on the process of exploring, cleaning, and preparing the data [9], and these activities have long been a focus of the database community. This paper attempts to reduce the data preparation effort by defining a powerful API for accessing knowledge graphs. To underscore the importance of such an API, note that [33] makes the observation that most of the code in a machine learning system is devoted to tasks other than learning and prediction. These tasks include collecting and verifying data and preparing it for use in machine learning packages. This requires a massive amount of “glue code”, and [33] observes that this glue code can be eliminated by using well-defined common APIs for data access (such as RDFFrames).

The concept of tidy data, i.e., data that is structured to facilitate analysis, is introduced in [40]. That paper proposes a set of rules for preparing data in tabular format for statistical analysis (e.g., in a dataset, each column represents a feature of the observations, and each row represents an observation). The paper also describes the dataframe abstraction for “tidying” the data by applying simple operations such as filtering, transformation, and aggregation. The goal of RDFFrames is to facilitate extracting tidy data from knowledge graphs.

Several recent works focus on managing the end-to-end life cycle of machine learning models (e.g., [4, 41, 1]). Apple’s recent MLdp system [1] is noteworthy in that a large part of its focus is on managing and preparing input data. MLdp uses a tabular data model for input data, without a rigid schema. It provides versioning and separates the concept of a dataset from annotations on this dataset (e.g., training labels) and splits of this dataset (e.g., into training and test sets). MLdp tables are interoperable other tabular formats including pandas dataframes. MLdp provides a data access API that is integrated with Python. MLdp and other systems for managing the machine learning life cycle do not have special support for knowledge graphs, while RDFFrames provides such support.

Why RDF? Knowledge graphs are typically represented in the RDF data model. Another popular data model for graphs is the *property graph* data model, which has labels on nodes and edges as well as (property, value) pairs associated with both. Property graphs have gained wide adoption in many applications and are supported by popular database systems such as Neo4j⁸ and Amazon Neptune. Multiple query languages exist for property graphs, and efforts are underway to define a common powerful query language [2]. A very popular query language for property graphs is Gremlin.⁹ Like RDFFrames, Gremlin adopts a navigational approach to querying the graph, and some of the RDFFrames operators are similar to Gremlin operators. The popularity

⁸<https://neo4j.com>

⁹<https://tinkerpop.apache.org/gremlin.html>

of Gremlin is evidence that a navigational approach is attractive to users. However, the property graph model has several limitations that make it unsuitable for representing knowledge graphs.

To mention just one limitation, each entity in a knowledge graph must have a globally unique identifier, and it should be possible to link equivalent entities from multiple knowledge graphs. URIs (Universal Resource Identifiers) provide the necessary globally unique identifiers in RDF, and RDF predicates such as *owl:sameAs* enable linking these URIs across graphs. The property graph model does not provide globally unique identifiers and linking capability as basic constructs. Also, most currently available knowledge graphs are published in RDF format, which means that using Gremlin would require the overhead of converting to a different data format.

Why SPARQL? RDFSFrames uses SPARQL as the interface for accessing knowledge graphs. In the early days of RDF, several other query languages were proposed (see [18] for a survey), but none of them has seen adoption, and SPARQL has emerged as the clear winner. There is recent work that extends SPARQL (e.g., [3]), and even if that work gets absorbed into the language, our choice of using SPARQL is still justified.

Some work proposes navigational extensions to SPARQL, e.g., [29, 21], but these proposals add complex navigational constructs such as path variables and regular path expressions to the language.

In contrast, the navigation used in RDFSFrames is simple and well-supported by standard SPARQL without extensions. The goal of RDFSFrames is not complex navigation, but rather providing a simple yet common and rich suite of data access and preparation operators that can be integrated in a machine learning pipeline.

Python Interfaces. A Python interface for accessing RDF knowledge graphs is provided by Google’s Data Commons project.¹⁰ However, the goal of that project is not to provide powerful data access, but rather to synthesize a single graph from multiple knowledge graphs, and to enable browsing for graph exploration. The Python interface provided by the project only provides one data access primitive: following an edge in the graph in either direction, which is but one of many capabilities provided by RDFSFrames. Also, joins for the results of multiple calls to the API and other relational operators are performed in pandas rather than a database system. Our experiments show that this is an inefficient approach. Thus, RDFSFrames is complementary to Data Commons.

A project worth noting is the highly successful Magellan entity matching project [16]. Magellan is an entity matching system that leverages ideas from data science. It provides a set of interoperable Python tools that address different parts of the entity matching pipeline. Thus, it adopts the philosophy of developing usable data management solutions by extending the PyData ecosystem [12]. RDFSFrames addresses a problem that is very different from entity matching, but it adopts the same philosophy of tight integration with PyData. The same factors that made Magellan successful in the world of entity matching world can make RDFSFrames successful in the world of knowledge graphs.

Internals of RDFSFrames: The internal workings of RDFSFrames involve manipulating a logical representation of a query. Query optimizers use some form of logical query representation, and we adopt a representation similar to the Query Graph Model [30]. Another RDFSFrames task is to generate SPARQL queries from a logical representation. This task is also performed by systems for federated SPARQL query processing (e.g., [32]) when they send a query to a remote site. However, the focus in these systems is on answering SPARQL triple patterns at different sites, so the queries that they generate are simple. RDFSFrames generates much more complex queries and therefore cannot directly use techniques from federated SPARQL query processing systems.

3. RDFSFrames API

This section presents an overview of the RDFSFrames API. RDFSFrames provides the user with a set of operators, where each operator is implemented as a function in a programming language. Currently, this API is implemented in Python, but we describe the RDFSFrames operators in generic terms since they can be implemented in any programming language. The goal of RDFSFrames is to build a table from a subset of information extracted from a knowledge graph. We start by describing the data model for a table constructed by RDFSFrames, and then present an overview of the operators provided to build such a table.

3.1 Data Model

From the user’s perspective, the main tabular data structure in RDFSFrames constructed by API calls is called an *RDFSFrame*. RDFSFrames provides operators that a user calls to initialize an RDFSFrame and other operators that extend or modify it. Thus, an RDFSFrame represents the data described by a sequence of one or more RDFSFrames operators. Since RDFSFrames operators are not executed directly on relational tables but are rather internally mapped to graph patterns that are matched on a knowledge graph, an RDFSFrame is not represented as a relational table in memory but rather an abstract description of a table. A formal definition of a knowledge graph and the RDFSFrame data structure is as follows:

DEFINITION 1 (KNOWLEDGE GRAPH). A *knowledge graph* $G : (V, E)$ is a directed labeled RDF graph where the set of nodes $V \in I \cup L \cup B$ is a set of RDF URIs I , literals L and blank nodes B existing in G , and the set of labeled edges E is a set of ordered pairs of elements of V having labels from I . Two nodes connected by a labeled edge form a triple denoting the relationship between the two nodes. The knowledge graph is represented in RDFSFrames by a *graph_uri*.

DEFINITION 2 (RDFSFRAME). Let \mathbb{R} be the set of real numbers, N an infinite set of strings, and V the set of RDF URIs and literals. An RDFSFrame D is a pair (C, \mathcal{R}) , where $C \subseteq N$ is an ordered set of column names of size m and \mathcal{R} is a bag of m -sized tuples with values from $V \cup \mathbb{R}$ denoting the rows. The size of RDFSFrame D is equal to the size of \mathcal{R} .

Intuitively, an RDFSFrame is a subset of information extracted from one or more knowledge graphs. The rows of an

¹⁰<http://datacommons.org>

RDFFrame should contain values that are either (a) URIs or literals in a knowledge graph, or (b) aggregated values on data extracted from a graph. Due to the bag semantics, an RDFFrame may contain duplicate rows. This is important for two reasons. First, it preserves the data distribution and reflects accurate statistics which is important for machine learning. Second, it is compatible with the bag semantics of SPARQL.

3.2 API Operators

RDFFrames provides two main types of operators: (a) exploration and navigational operators, and (b) relational operators. We describe the main operators here. The full list of operators, and also other RDFFrames functions (e.g., for managing the connection to a SPARQL endpoint), can be found with the source code.¹¹

The RDFFrames exploration operators are needed to deal with one of the challenges of real-world knowledge graphs: knowledge graphs in RDF are typically multi-topic, heterogeneous, incomplete, and sparse, and the data distributions can be highly skewed. Identifying a relatively small topic-focused dataset from such a knowledge graph to extract into an RDFFrame is not a simple task, since it requires knowing the structure and schema of the dataset. RDFFrames provides data exploration operators to help with this task. For example, RDFFrames includes operators to identify the main RDF classes representing types of entities in a knowledge graph, the main attributes available for each class, and the navigation paths (i.e., predicates) between classes. RDFFrames also includes operators that compute statistical summaries of the data such as the distributions of classes and attributes.

Guided by the initial exploration of the graph, the user can gradually build an RDFFrame representing the refined subset of information to be extracted. The first step in constructing this RDFFrame is a call to one of the exploration operations that initializes the RDFFrame with columns from the knowledge graph. The rest of the RDFFrame is built through a sequence of calls to the RDFFrames navigational and relational operators. Each of these operators outputs an RDFFrame. The inputs to an operator can be a knowledge graph, one or more RDFFrames, and/or other information such as predicates or column names.

The RDFFrames navigational operators are used to extract information from a knowledge graph into tabular form using a navigational interface. Relational operators apply operations on an RDFFrame such as filtering, grouping, aggregation, filtering based on aggregation values, sorting, and choosing the columns to be projected in the final RDFFrame. These operators do not access the knowledge graph, and one could argue that they are not necessary in RDFFrames since they are already provided by machine learning tools that consume dataframes such as pandas. However, we opt to provide these operators in RDFFrames so that they can be pushed into the RDF engine, which results in substantial performance gains as we will see in Section 6.

In the following, we describe the syntax and semantics of the main operators of both types. Without loss of generality, let $G = (V, E)$ be the input knowledge graph and $D = (\mathcal{C}, \mathcal{R})$ be the input RDFFrame of size n . Let $D' = (\mathcal{C}', \mathcal{R}')$ be the output RDFFrame. In addition, let \bowtie , \Join , \Join_L , \Join_R , σ , π , ρ , and γ be the inner join, left outer join, right outer join, full

outer join, selection, projection, renaming, and grouping-with-aggregation relational operators, respectively, defined using bag semantics as in typical relational databases [14].

Exploration and Navigational Operators: These operators traverse a knowledge graph to extract information from it to either construct a new RDFFrame or expand an existing one. They bridge the gap between the RDF data model and the tabular format by allowing the user to extract tabular data through graph navigation. They take as input either a knowledge graph G , or a knowledge graph G and an RDFFrame D , and output an RDFFrame D' .

- $G.seed(col_1, col_2, col_3)$ where col_1, col_2, col_3 are in $N \cup V$: This operator is the starting point for constructing any RDFFrame. Let $t = (col_1, col_2, col_3)$ be a SPARQL triple pattern, then this operator creates an initial RDFFrame by converting the evaluation of the triple pattern t on graph G to an RDFFrame. The returned RDFFrame has a column for every variable in the pattern t . Formally, let D_t be the RDFFrame equivalent to the evaluation of the triple pattern t on graph G ,¹² then $D' = \pi_{N \cap \{col_1, col_2, col_3\}}(D_t)$. For example, the *seed* operator can be used to retrieve all instances of class type T in graph G by calling $G.seed(instance, rdf : type, T)$. For convenience, RDFFrames provides implementation for some of the most common variants of this operator. For example, the **feature_domain_range** operator in Listing 1 initializes the RDFFrame with the pairs of entities connected by the predicate **dbpp:starring** in DBpedia, which are movies and the actors starring in them.
- $(G, D).expand(col, pred, new_col, dir, is_opt)$, where $col \in \mathcal{C}$, $pred \in V$, $new_col \in N$, $dir \in \{in, out\}$, and $is_opt \in \{true, false\}$: This is the main navigational operator in RDFFrames. It expands an RDFFrame by navigating from col following the edge $pred$ to new_col in direction dir . Depending on the direction, *expand* either starts the navigation from col (as the subject of the triple) to new_col (as the object of the triple) or vice versa. *is_opt* determines whether null values are allowed. If *is_opt* is false, *expand* filters out the rows in D that have a null value in new_col . Formally, if t is a SPARQL pattern representing the navigation step, then $t = (col, pred, new_col)$ if direction is *out* or $t = (new_col, pred, col)$ if direction is *in*. Let D_t be the RDFFrame equivalent to the evaluation of the triple pattern t on graph G . D_t will contain one column new_col and the rows are the objects of t if the direction is *in* or the subjects if the direction is *out*. Then $D' = D \bowtie D_t$ if *is_opt* is false or $D' = D \Join D_t$ if *is_opt* is true. For example, in Listing 1, **expand** is used to add attributes of the actor and movie to the dataset being constructed (e.g., **actor_country** and **movie_name**).

Relational Operators: These operators are used to clean and further process RDFFrames. They have the same semantics as in relational databases. They take as input one or two RDFFrames and output an RDFFrame.

- $D.filter(conds = [cond_1 \wedge cond_2 \wedge \dots \wedge cond_k])$, where *conds* is a list of expressions of the form $(col \{<, >, =$

¹¹<https://github.com/qcri/rdfframes>

¹²We formally define such equivalence in Section 5.

, ...} *val*) or one of the pre-defined boolean functions found in SPARQL like *isURI(col)* or *isLiteral(col)*: This operator filters out rows from an RDFFrame that do not conform to *conds*. Formally, let $\varphi = [cond_1 \wedge cond_2 \wedge \dots \wedge cond_k]$ be a propositional formula where *cond_i* is an expression. Then $D' = \sigma_\varphi(D)$. In Listing 1, **filter** is used twice, once to restrict the extracted data to American actors, and once to restrict the extracted data to prolific actors (defined as having 20 or more movies). The second usage requires applying **filter** after **groupby**, which correspond to a very different SPARQL pattern compared to the first usage, but this is handled internally by RDFFrames and is transparent to the user.

- *D.select_cols(cols)*, where $cols \subseteq \mathcal{C}$: Similar to the relational projection operation, it keeps only the columns *cols* and removes the rest. Formally, $D' = \pi_{cols}(D)$.
- *D.join(D₂, col, col₂, jtype, new_col)*, where $D_2 : (\mathcal{C}_2, \mathcal{R}_2)$ is another RDFFrame, $col \in \mathcal{C}$, $col_2 \in \mathcal{C}_2$, and $jtype \in \{\bowtie, \bowtie\!\!\!\bowtie, \bowtie\!\!\!\bowtie\!\!\!\bowtie, \bowtie\!\!\!\bowtie\!\!\!\bowtie\!\!\!\bowtie\}$: This operator joins two RDFFrames on their columns *col* and *col₂* using the join type *jtype*. *new_col* is the desired name of the new joined column. Formally, $D' = \rho_{new_col/col}(D) \text{ } jtype \text{ } \rho_{new_col/col_2}(D_2)$. In Listing 1, **join** (specifically $\bowtie\!\!\!\bowtie$) is used to combine the two RDFFrames produced by filtering to identify American or prolific actors, and it is used again (this time \bowtie) to join the actors with the information of movies they starred in, which was lost from the actors RDFFrame due to the group-by.
- *D.groupby(group_cols).aggregation(fn, col, new_col)*, where $group_cols \subseteq \mathcal{C}$, $fn \in \{max, min, average, sum, count, sample\}$, $col \in \mathcal{C}$ and $new_col \in \mathcal{N}$: This operator groups the rows of *D* according to their values in one or more columns *group_cols*. As in the relational grouping and aggregation operation, it partitions the rows of an RDFFrame into “groups” and then applies the aggregation function on the values of column *col* within each group. It returns a new RDFFrame which contains the grouping columns and the result of the aggregation on each group, i.e., $\mathcal{C}' = group_cols \cup \{new_col\}$. The combinations of values of the grouping columns in *D'* are unique. Formally, $D' = \gamma_{group_cols, fn(col) \mapsto new_col}(D)$. Note that query generation has special handling for RDFFrames output by the *groupby* operator (termed **grouped RDFFrames**). This special handling is internal to RDFFrames and transparent to the user. In Listing 1, **groupby** is used with the **count** function to find the number of movies in which each actor appears.
- *D.aggregate(fn, col, new_col)*, where $col \in \mathcal{C}$ and $fn \in \{max, min, average, sum, count, distinct_count\}$: This operator aggregates values of the column *col* and returns an RDFFrame that has one column and one row containing the aggregated value. It has the same formal semantics defined for the *D.groupby().aggregation()* operator except that *group_cols* = \emptyset , so the whole RDFFrame is assumed to be one group. No further processing can be done on the RDFFrame after this operator.

- *D.sort(cols, order)*, where *cols, order* is a set of pairs (*col, order*) with $col \in \mathcal{C}$ and $order \in \{asc, desc\}$: This operator sorts the rows of the RDFFrame according to their values in the given columns and their sorting order and returns an ordered RDFFrame.
- *D.head(k, i)*, where $k \leq n$: Returns the first *k* rows of the RDFFrame starting from row *i* (by default *i* = 0). No further processing can be done on the RDFFrame after this operator.

Meta Operators: This type of operators is used to facilitate the processing and the execution of the user’s RDFFrames calls. The operators will not change the order or sequence of the operators or how the generated query model will look like, however each operator triggers an action or accomplishes a routine programming task in RDFFrames.

- **execute**: This operator marks the starting of the query generation process. The user invokes **execute** function on RDFFrames to signal the end of the sequence of operators to generate the final RDFFrame described by the operations called so far. In this case, the **Generator** consumes the operators in the queue in the order they were added to build a *query model* representing the user’s code.
- **cache**: This operator allows an RDFFrame to be re-used multiple times, e.g., when applying multiple disjoint filtering conditions and when retrieving non-grouping columns after a group-by (appears in Listing 1). Without it, the same sequence of RDFFrames calls that created the cached RDFFrame would have to be re-written multiple times, once for every usage of the RDFFrame. The **cache** operator is for code clarity and is not part of query generation. Programmatically, **cache** operator does cloning of the columns and the sequence of the operators inside the **cached** dataset into another dataset. In Listing 1, **cache** is used to cache the dataset of movies which is created once and used twice in the two disjoint filtering criteria and a third time to join the actors with the movie features that are non-group-by columns.

4. QUERY GENERATION

One of the key innovations in RDFFrames is the query generation process. Query generation produces a SPARQL query from an RDFFrame representing a sequence of calls to RDFFrames operators. The guidelines we use in query generation to guarantee efficient processing are as follows:

- Include all of the computation required for generating an RDFFrame in the SPARQL query sent to the RDF engine. Pushing down the computation into the RDF engine enables RDFFrames to take advantage of all the benefits of a database system such as query optimization, bulk data processing, and near-data computing.
- Generate one SPARQL query for each RDFFrame, never more. RDFFrames combines multiple graph patterns described by the sequence of operators in an RDFFrames to a single SPARQL query. This minimizes the number of interactions with the RDF engine and gives the query optimizer a chance to explore all optimization opportunities since it can see all the required operations.

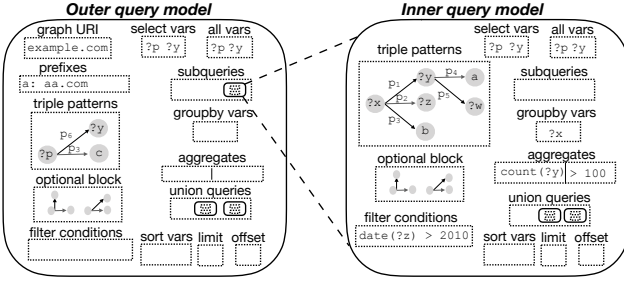


Figure 2: Example of an RDFFrames nested query model.

- Ensure that the generated query is as simple as possible. The query generation algorithm generates SPARQL graph patterns that minimize the use of nested subqueries, nested optionals, and union operators, since these are known to be expensive.

Note that, in principle, we are doing part of the job of the RDF engine’s query optimizer. A powerful-enough optimizer would be able to simplify and unnest queries whenever possible. However, the reality is that SPARQL is a complex language on which query optimizers do not always do a good job. As such, any steps to help the query optimizer are of great use. We demonstrate the performance advantage of this approach in Section 6.

- Adopt a lazy execution model, generating and processing a query only when needed.
- Ensure that the generated SPARQL query is correct. Specifically, ensure that the query is semantically equivalent to the RDFFrame. We prove this in Section 5.

Query generation in RDFFrames is a two-step process. First, the sequence of operators describing the RDFFrame is converted to an intermediate representation that we call the *query model*. Second, the query model is traversed to generate the SPARQL query.

4.1 Query Model

Using the query model as an intermediate representation between an RDFFrame and the corresponding SPARQL query allows for (i) flexible implementation by separating the operator manipulation logic from the query generation logic, and (ii) simpler optimization.

Without a query model, a naive implementation of RDFFrames would

translate each operator to a SPARQL pattern and encapsulate it in a subquery, with one outer query joining all the subqueries to produce the result. This is analogous to how some software-generated SQL queries are produced. Other implementations are possible such as producing a SPARQL query for each operator and re-parsing it every time it has to be combined with a new pattern, or directly manipulating the parse tree of the query. The query model enables a simpler and more powerful implementation.

Our query model is inspired by the Query Graph Model [30], and it encapsulates all components required to construct a SPARQL query. Query models can be nested in cases where nested subqueries are required.

An example query model representing a nested SPARQL query is shown in Figure 2. The left part of the figure is the outer query model, which has a reference to the inner query model (right part of the figure). The figure shows the

components of a SPARQL query that are represented in a query model. The inner and the outer query contain the same SPARQL components except the **graph URI** and the **prefixes**. In the case of the nested query, the **graph URI** and the **prefixes** will be only included in the outer query. These are as follows:

- Graph matching patterns including triple patterns, filter conditions, pointers to inner query models for subqueries, optional blocks, and union patterns. These patterns are matched to the triples in an RDF graph to extract the results. Each pattern in the query model is mapped to the graph it should be matched to.
- Aggregation constructs including: group-by columns, aggregation columns, and filters on aggregations (which result in a **HAVING** clause in the SPARQL query). These patterns are applied to the result of the SPARQL query so far. Unlike graph matching patterns, they do not match triples in the RDF graph. Aggregation constructs in inner query models are not propagated to the outer query models.
- Query modifiers including limit, offset, and sorting columns with order. These constructs make final modifications to the result of the query. No further patterns can be added to the query model after adding these modifiers. However, a query model with modifiers can be wrapped in another outer query model.
- The graph URIs that will be accessed by the query, the prefixes used, and the variables in the scope of each query.

4.2 Query Model Generation

The query model is generated lazily, when the special **execute** function is called on an RDFFrame. We observe that generating the query model requires capturing the order of calls to RDFFrames operators and the parameters of these calls, but nothing more. Thus, each RDFFrame D created by the user is associated with a FIFO queue of operators. The **Recorder** component of RDFFrames (recall Figure 1) manages this queue and records in it the sequence of operator calls made by the user. When **execute** is called, the **Generator** component of RDFFrames creates the query model incrementally by processing the operators in this queue in FIFO order. RDFFrames starts with an empty query model m . For each operator pulled from the queue of D , its corresponding SPARQL component is inserted into m . Each RDFFrames operator edits one or two components of the query model. *All of the optimizations to generate efficient SPARQL queries are done during query model generation.*

The first operator to be processed is always a *seed* operator for which RDFFrames adds the corresponding triple pattern to the query model m . To process an *expand* operator, it adds the corresponding triple pattern(s) to the query model. For example, the operator *expand*($x, pred, y, out, false$) will result in the triple pattern ($?x, pred, ?y$) being added to the triple patterns of m . Similarly, processing the *filter* operator adds the conditions to the filter conditions in the query model. To generate succinct optimized queries, RDFFrames adds the set of triple and filter patterns in one query model m . Subsequent patterns are added to the same pre-existing query model as long as the semantics are preserved. As a special case, when *filter* is called on an aggregated column, the **Generator**

adds the filtering condition to the *having* component of m .

One of the main challenges in designing RDFSFrames was identifying the cases where a nested SPARQL query is necessary. We were able to limit this to two cases where a nested query is needed to maintain the semantics:

- Case 1: when an *expand* or *filter* operator has to be applied on a grouped RDFSFrame. The semantics here can be thought of as creating an RDFSFrame that satisfies the expand or filter pattern and then joining it with the grouped RDFSFrame.
- Case 2: when a grouped RDFSFrame has to be joined with another RDFSFrame (grouped or non-grouped) except when the join type is full outer join, in which case SPARQL UNION is used instead.

In the first case, when an *expand* operation is called on a grouped RDFSFrame, RDFSFrames has to wrap the grouped RDFSFrame in a nested subquery to ensure the evaluation of the grouping and aggregation operations before the expansion. RDFSFrames uses the following steps to generate the subquery: (i) create an empty query model m' , (ii) transform the query model built so far into a subquery of m' , and (iii) add the new triple pattern from the *expand* operator to the triple patterns of m' . In this case, m' is the outer query model after the *expand* operator and the grouped RDFSFrame is represented by the inner query model. Similarly, when *filter* is applied on a grouping column in a grouped RDFSFrame, RDFSFrames creates a nested query model by transforming m into a subquery. This is necessary since the filter operation was called after the aggregation and, thus, has to be done after the aggregation to maintain the correctness of the aggregated values.

The second case in which a nested subquery is required is when joining a grouped RDFSFrame with another RDFSFrame. We describe processing the *join* operator in full, including cases when subqueries are required.

To process the binary *join* operator, RDFSFrames needs to join two query models of two different RDFSFrames D_1 and D_2 . If the join type is full outer join, a SPARQL UNION is required. An outer query model is created and the query models for both D_1 and D_2 are added to the union patterns in this outer query model. Full outer joins are the only case in which UNION is used in RDFSFrames. Note that even though this case involves an outer query model nesting two inner query models, it does not generate a nested SPARQL query.

For other join types, we distinguish the following cases:

- D_1 and D_2 are not grouped: RDFSFrames merges the two query models into one by combining their graph patterns (e.g., triple patterns and filter conditions). If the join type is left outer join, the patterns of D_2 are added inside a single optional block of D_1 . Conversely, for a right outer join the D_1 patterns are added as optional in D_2 . No nested query is generated here.
- D_1 is grouped and D_2 is not: RDFSFrames merges the two query models via nesting. The query model of D_1 is the inner query model, while D_2 is set as the outer query model. If the join type is left outer join, D_2 patterns are wrapped inside a single optional block of D_2 , and if the join type is right outer join, the subquery model generated for D_1 is wrapped in an optional block in D_2 . This is an example of the second case in which nested queries are necessary. The case when D_2 is grouped and

D_1 is not is analogous to this case.

- Both D_1 and D_2 are grouped: RDFSFrames creates one query model containing two nested query models, one for each RDFSFrame. This is another example of the second case in which nested queries are necessary.

To finalize the join processing, RDFSFrames unions the selection variables of the two query models, and takes the minimum of the offsets and the maximum of the limits (in case both query models have offset and limit). If RDFSFrames D_1 and D_2 are constructed from different graphs, the original graph URIs are used in the inner query to map each pattern to the graphs its supposed to match.

To process other operators such as *select_cols*, and *group_by*, RDFSFrames fills the corresponding component in the query model. The *head* operator maps to the *limit* and *offset* components of the query model m .

Algorithm 1 Query Model Generation `query_model`

Require: *queue*, *dataset*, *graph*
Ensure: *query_model* \equiv RDFSFrames calls.
query_model.add_prefixes
query_model.add_graph
`{/** traverse the dataset's queue **/}`
if *dataset* is *Groupeddataset* **then**
 traverse_parent_dataset.
 `{/** traverse the parent dataset first **/}`
end if
for *node* in *queue* **do**
 update *query_model* based on node's type.
end for
return *query_model*

4.3 Translating to SPARQL

The query model is translated directly to a SPARQL query following the syntax and style guidelines of SPARQL. Each component in the query model is translated to the corresponding SPARQL construct. For example, each prefix is translated to `PREFIX name_space:name_space.uri`, graph URIs are added to the `FROM` clause, and each triple and filter pattern is added to the `WHERE` clause. The inner query models are translated recursively to SPARQL queries and added to the outer query using the subquery syntax defined by SPARQL. When the query accesses more than one graph, where different subsets of graph patterns are matched to different graphs, the `GRAPH` construct is used to wrap each subset of graph patterns with the matching graph URI.

5. SEMANTIC CORRECTNESS OF QUERY GENERATION

In this section we formally prove that the SPARQL queries generated by RDFSFrames return results that are consistent with the semantics of the RDFSFrames operators. We formally define the recursive mapping that converts the sequence of RDFSFrames operators to a SPARQL query and prove its consistent with the semantics of RDFSFrames operators defined in Section 3.2. For this, we start with an overview of RDF and the SPARQL algebra to establish the required notation in Section 5.1. Then, we summarize the semantics of SPARQL in Section 5.2 which are used to define the mapping from the sequence of RDFSFrames operators to a SPARQL pattern. The mapping translates the

Algorithm 2 Translate Query Model to SPARQL Query to_sparql()

Require: *query_model*, *SPARQL_Builder*

Ensure: Valid SPARQL Query 'query'

```

if query_model is outer_query then
  query.prefixes  $\leftarrow$  query_model.prefixes
  query.from_clause  $\leftarrow$  query_model.from_clause
end if
{/** add patterns */}
query.add_where_clause(query_model)
query.groupby  $\leftarrow$  query_model.groupby
query.select_cols  $\leftarrow$  query_model.select_cols
query.groupby  $\leftarrow$  query_model.groupby
query.having  $\leftarrow$  query_model.having
query.order  $\leftarrow$  query_model.order
query.limit  $\leftarrow$  query_model.limit
query.offset  $\leftarrow$  query_model.offset
return query

```

Algorithm 3 Add where clause

Require: *query_model*, *SPARQL_Builder*

Ensure: build where clause (where_clause)

```

for all query_model.triples do
  where_clause.triple  $\leftarrow$  query_model.triple
end for
{/** call to_sparql to the subquery */}
if query_model.subqueries  $\neq$  null then
  query  $\leftarrow$  to_sparql(subqueries)
end if
where_clause.filter  $\leftarrow$  query_model.filter
where_clause.optionals  $\leftarrow$  query_model.optionals
where_clause.unions  $\leftarrow$  query_model.unions
return where_clause

```

navigational operators to SPARQL graph patterns that are matched against the knowledge graph, and translates the relational operators to SPARQL patterns that match the semantics defined by RDFFrames. The recursive mapping that combines the patterns in one SPARQL query maintains the order when necessary to preserve the semantics. Finally, we prove the semantic correctness of this mapping by structural induction on the RDFFrame in Section 5.3.

5.1 SPARQL Algebra

The RDF data model represents information about World Wide Web resources in a graph structure. Assume there are countably infinite pairwise disjoint sets I , B , and L representing URIs, blank nodes, and literals, respectively. Let $T = (I \cup B \cup L)$ be the set of RDF terms. The basic component of an RDF graph is an RDF triple $(s, p, o) \in (I \cup B) \times I \times T$ where s is the *subject*, o is the *object*, and p is the *predicate*. An *RDF graph* is a finite set of RDF triples. Each triple represents a fact describing a relationship of type *predicate* between the *subject* and the *object* nodes in the graph.

SPARQL is a graph-matching query language that evaluates patterns on graphs and returns a result set. Its algebra consists of two building blocks: *expressions* and *patterns*.

Let $X = \{?x_1, ?x_2, \dots, ?x_n\}$ be a set of variables disjoint from the RDF terms T , the SPARQL syntactic blocks are defined over T and X . For a pattern P , $Var(P)$ are the variables occurring in P . Expressions and patterns in SPARQL are defined recursively as follows:

- A triple $t \in (I \cup L \cup X) \times (I \cup X) \times (I \cup L \cup X)$ is a pattern.
- If P_1 and P_2 are patterns, then $P_1 \text{ Join } P_2$, $P_1 \text{ Union } P_2$, and $P_1 \text{ LeftJoin } P_2$ are patterns.
- Let all variables in X and all terms in $I \cup L$ be SPARQL expressions; then $(E_1 + E_2)$, $(E_1 - E_2)$, $(E_1 \times E_2)$, (E_1 / E_2) , $(E_1 = E_2)$, $(E_1 < E_2)$, $(\neg E_1)$, $(E_1 \wedge E_2)$, and $(E_1 \vee E_2)$ are expressions. If P is a pattern and E is an expression then $Filter(E, P)$ is a pattern.
- If P is a pattern and X is a set of variables in $Var(P)$, then $Project(X, P)$ and $Distinct(Project(X, P))$ are patterns. These two constructs allow nested queries in SPARQL and by adding them, there is no meaningful distinction between SPARQL patterns and queries.
- If P is a pattern, E is an expression and $?x$ is a variable not in $Var(P)$, then $Extend(?x, E, P)$ is a pattern. This allows assignment of expression values to new variables and is used for variable renaming in RDFFrames.
- If X is a set of variables, $?z$ is another variable, f is an aggregation function, E is an expression, and P is a pattern, then $GroupAgg(X, ?z, f, E, P)$ is a pattern where X is the set of grouping variables, $?z$ is a fresh variable to store the aggregation result, E is often a variable that we are aggregating on. This pattern captures the grouping and aggregation constructs in SPARQL 1.1. It induces a partitioning of a pattern's solution mappings into equivalence classes based on the values of the grouping variables and finds one aggregate value for each class using one of the aggregation functions in $\{max, min, average, sum, count, sample\}$.

SPARQL defines some modifiers for the result set returned by the evaluation of the patterns. These modifiers include: $Order(X, order)$ where X is the set of variables to sort on and $order$ is *ascending* or *descending*, $Limit(n)$ which returns the first n values of the result set, and $Offset(k)$ which returns the results starting from the k -th value.

5.2 SPARQL Semantics

Due to the inherent ambiguity of the W3C Recommendation document¹³, which is written in natural language, there have been multiple attempts to provide formal semantics for SPARQL. Most of these papers make simplifying assumptions like assuming set semantics rather than bag semantics or omitting the group-by and aggregation operations and nested queries [8, 28]. However, using bag semantics is of paramount importance to machine learning applications as it preserves the data distribution [17]. Also, grouping and aggregations are very useful tools for exploring and analyzing data, and nested queries have proved to add expressive power to SPARQL 1.0 [20]. In this section, we summarize the semantics defined in [20], which assumes bag semantics and integrates all the SPARQL 1.1 features such as aggregation and subqueries.

The semantics of SPARQL queries are based on multi-sets (bags) of mappings. A **mapping** is a partial function μ from X to T where X is a set of variables and T is the set of RDF terms. The domain of a mapping $dom(\mu)$ is the set of variables where μ is defined. μ_1 and μ_2 are compatible mappings, written $(\mu_1 \sim \mu_2)$, if $(\forall ?x \in dom(\mu_1) \cap dom(\mu_2), \mu_1(?x) = \mu_2(?x))$. If $\mu_1 \sim \mu_2$, $\mu_1 \cup \mu_2$ is also a mapping and is obtained by extending μ_1 by μ_2 mappings on all the variables $dom(\mu_2) \setminus dom(\mu_1)$. A SPARQL

¹³<https://www.w3.org/TR/sparql11-query>

pattern solution is a multiset $\Omega = (S_\Omega, \text{card}_\Omega)$ where S_Ω is the base set of mappings, and the multiplicity function card_Ω assigns a positive number to each element of S_Ω .

Let $\llbracket E \rrbracket_G$ denote the evaluation of expression E on graph G , $\mu(P)$ the pattern obtained from P by replacing its variables according to μ , and $\text{Var}(P)$ all the variables occurring in P . The semantics of patterns over a graph G is defined as follows:

- $\llbracket t \rrbracket_G$: the solution of a triple pattern t is the multiset with $S_t = \text{all } \mu \text{ such that } \text{dom}(\mu) = \text{Var}(t) \text{ and } \mu(t) \in G$. $\text{card}_{\llbracket t \rrbracket_G}(\mu) = 1$ for all such μ .
- $\llbracket P_1 \text{ Join } P_2 \rrbracket_G = \{\{\mu | \mu_1 \in \llbracket P_1 \rrbracket_G, \mu_2 \in \llbracket P_2 \rrbracket_G, \mu = \mu_1 \cup \mu_2\}\}$
- $\llbracket P_1 \text{ LeftJoin } P_2 \rrbracket_G = \{\{\mu | \mu \in \llbracket P_1 \text{ Join } P_2 \rrbracket_G\} \uplus \{\{\mu | \mu \in \llbracket P_1 \rrbracket_G, \forall \mu_2 \in \llbracket P_2 \rrbracket_G, (\mu \approx \mu_2)\}\}\}$
- $\llbracket P_1 \text{ Union } P_2 \rrbracket_G = \llbracket P_1 \rrbracket_G \uplus \llbracket P_2 \rrbracket_G$
- $\llbracket \text{Filter}(E, P) \rrbracket_G = \{\{\mu | \mu \in \llbracket P \rrbracket_G, \llbracket E \rrbracket_{\mu, G} = \text{true}\}\}$
- $\llbracket \text{Project}(X, P) \rrbracket_G = \forall \mu \in \llbracket P \rrbracket_G$, if μ is a restriction to X then it is in the base set of this pattern and its multiplicity is the sum of multiplicities of all corresponding μ .
- $\llbracket \text{Distinct}(Q) \rrbracket_G$ = the multiset with the same base set as $\llbracket Q \rrbracket_G$, but with multiplicity 1 for all mappings. The SPARQL patterns $\text{Project}(X, P)$ and $\text{Distinct}(\text{Project}(X, P))$ define a SPARQL query and when used in the middle of a query, they define a nested query.
- $\llbracket \text{Extend}(?x, E, P) \rrbracket_G = \{\mu' | \mu \in \llbracket P \rrbracket_G, \mu' = \mu \cup \{?x \rightarrow \llbracket E \rrbracket_{\mu, G}\}, \llbracket E \rrbracket_{\mu, G} \neq \text{Error}\} \uplus \{\mu | \mu \in \llbracket P \rrbracket_G, \llbracket E \rrbracket_{\mu, G} = \text{Error}\}$ and $\text{Var}(\text{Extend}(?x, E, P)) = \{?x\} \cap \text{Var}(P)$
- Given a graph G , let $v|x$ be the restriction of v to X , then $\llbracket \text{GroupAgg}(X, ?z, f, E, P) \rrbracket_G$ is the multiset with the base set: $\{\mu' | \mu' = \mu|X \cup \{?z \rightarrow v_\mu\}, \mu \in \llbracket P \rrbracket_G, v_\mu \neq \text{Error}\} \cup \{\mu' | \mu' = \mu|X, \mu \in \llbracket P \rrbracket_G, v_\mu = \text{Error}\}$ and multiplicity 1 for each mapping in the base set where for each mapping $\mu \in \llbracket P \rrbracket_G$, the value of the aggregation function on the group that the mapping belongs to is $v_\mu = f(\{v | \mu' \in \llbracket P \rrbracket_G, \mu'|x = \mu|x, v = \llbracket E \rrbracket_{\mu', G}\})$.

5.3 Semantic Correctness

Having defined the semantics of the SPARQL patterns, we now prove the semantic correctness of query generation in RDFSFrames as follows. First, we formally map each RDFSFrames operator to a SPARQL pattern in Table 1. To facilitate the proof of correctness, we give a recursive definition of a non-empty RDFSFrame and then define a recursive mapping from a sequence of RDFSFrames operators constructed by the user to a SPARQL pattern in Definitions 3 and 4. This mapping is based on the query model described in Section 4 and combines the patterns of the constituent operators as defined in Table 1.

We then prove that the solution sets of the SPARQL patterns generated by this mapping are equivalent to the tables defined by the semantics of the sequence RDFSFrames operators.

DEFINITION 3 (NON-EMPTY RDFSFRAME). *A non-empty RDFSFrame is either generated by the seed operator or by applying an RDFSFrames operator on one or two non-empty RDFSFrames.*

Given a non-empty RDFSFrame D , let O_D be the sequence of RDFSFrames operators that generated it.

DEFINITION 4 (OPERATORS TO PATTERNS). *Let $O = [o_1, \dots, o_k]$ be a sequence of RDFSFrames operators and P be a SPARQL pattern. Also let $g : (o, P) \rightarrow P$ be the mapping from a single RDFSFrames operator o to a SPARQL pattern based on the query generation of RDFSFrames described in Section 4, also illustrated in Table 1. Mapping g takes as input an RDFSFrames operator and a SPARQL pattern, applies a SPARQL operator defined by the query model generation algorithm on the input pattern, and returns a SPARQL pattern. Using g , we define a recursive mapping F on a sequence of RDFSFrames operators O , $F : O \rightarrow P$, as:*

$$F(O) = \begin{cases} g(o_1, \text{Null}), & \text{if } |O| \leq 1. \\ g(o_k, F(O_{[1:k-1]}), F(O_{D_2})), & o_k = \text{join}(D_2, \dots). \\ g(o_k, F(O_{[1:k-1]})), & \text{otherwise.} \end{cases} \quad (1)$$

This mapping generates a SPARQL query. To prove the equivalence between the result of the SPARQL query returned by F and the RDFSFrames table defined by the sequence of operators that generated it. First, we define a mapping that converts the solution sets returned by any SPARQL query to a relational table in Definition 5. This mapping converts all the variables in the sets of mappings to be the columns of the table and fills the rows by the values mapped to these variables. We then use that definition to define the meaning of equivalence between a result of a SPARQL query and a relational table in Definition 6.

DEFINITION 5 (SOLUTION SETS TO RELATIONS).

Let $\Omega = (S_\Omega, \text{card}_\Omega)$ be a multiset (bag) of mappings returned by the evaluation of a SPARQL pattern and $\text{Var}(\Omega) = \{?x; ?x \in \text{dom}(\mu), \forall \mu \in S_\Omega\}$ be the set of variables in Ω . Let $L = \text{order}(\text{Var}(\Omega))$ be the ordered set of elements in $\text{Var}(\Omega)$. We define a conversion function $\lambda : \Omega \rightarrow R$, where $R = (C, T)$ is a relation. R is defined such that its ordered set of columns (attributes) are the variables in Ω (i.e., $C = L$), and $T = (S_T, \text{card}_T)$ is a multiset of ordered sets (tuples) of values such that for every μ in S_Ω , there is a tuple $\tau \in S_T$ of length $n = |\text{Var}(\Omega)|$ and $\tau_i = \mu(L_i)$. The multiplicity function (card_T) is defined such that the multiplicity of τ is equal to the multiplicity of μ in card_Ω .

Next, we define the equivalence between solution sets and relations.

DEFINITION 6 (EQUIVALENCE). *A SPARQL pattern solution $\Omega = (S_\Omega, \text{card}_\Omega)$ is equivalent to a relation $R = (C, T)$, written $\Omega \equiv R$, if and only if $R = \lambda(\Omega)$.*

Now, we have the mapping F that generates a SPARQL query for each sequence of RDFSFrames and the definition of equivalence between the result of a SPARQL query to a relational table. We are now ready to use this definition to present a lemma that defines the equivalent relational operators for the main SPARQL patterns used in our proof. We use this lemma to prove the equivalence between the sequence of RDFSFrames operators and the generated SPARQL query by structural induction on the sequence of RDFSFrames operators. This lemma is essential to the proof since it defines the equivalent SPARQL pattern after applying each RDFSFrames operator (each induction step) on an existing generic RDFSFrame.

LEMMA 1. If P_1 and P_2 are SPARQL patterns, then:

- a. $\llbracket (P_1 \text{ Join } P_2) \rrbracket_G \equiv \lambda(\llbracket P_1 \rrbracket_G) \bowtie \lambda(\llbracket P_2 \rrbracket_G)$,
- b. $\llbracket (P_1 \text{ LeftJoin } P_2) \rrbracket_G \equiv \lambda(\llbracket P_1 \rrbracket_G) \ltimes \lambda(\llbracket P_2 \rrbracket_G)$,
- c. $\llbracket (P_1 \text{ Union } P_2) \rrbracket_G \equiv \lambda(\llbracket P_1 \rrbracket_G) \uplus \lambda(\llbracket P_2 \rrbracket_G)$
- d. $\llbracket (\text{Extend}(?x, E, P)) \rrbracket_G \equiv \rho_{?x/E}(\lambda(\llbracket P \rrbracket_G))$
- e. $\llbracket (\text{Filter}(conds, P)) \rrbracket_G \equiv \sigma_{conds}(\lambda(\llbracket P \rrbracket_G))$
- f. $\llbracket (\text{Project}(cols, P)) \rrbracket_G \equiv \Pi_{cols}(\lambda(\llbracket P \rrbracket_G))$
- g. $\llbracket (\text{GroupAgg}(\emptyset, new_col, fn, col, P)) \rrbracket_G \equiv \gamma_{cols, fn(col) \mapsto new_col}(\lambda(\llbracket P \rrbracket_G))$

PROOF SKETCH. The proof of this lemma follows from (1) the semantics of SPARQL operators presented in Section 5.2, (2) the well-known semantics of relational operators, (3) Definition 5 which specifies the function λ , and (4) Definition 6 which defines the equivalence between multisets of mappings and relations. For each statement in the lemma, we use the definition of the function λ , the relational operator semantics, and the SPARQL operator semantics to define the relation on the right side. Then we use the definition of SPARQL operators semantic to define the multiset on the left side. Finally, we use Definition 6 to prove the statement. \square

Finally, we present the main theorem in this section, which guarantees the semantic correctness of the RDFSFrames query generation algorithm. This theorem states that the result of the SPARQL query generated by the query generation algorithm F on a sequence of operators O is **equivalent** to the table described by the operators O according to the semantics defined by RDFSFrames.

THEOREM 1. Given a graph G , every RDFSFrame D that is returned by a sequence of RDFSFrames operators $O_D = [o_1, \dots, o_k]$ on G is equivalent to the evaluation of the SPARQL pattern $P = F(O_D)$ on G . In other words, $D \equiv \llbracket F(O_D) \rrbracket_G$.

PROOF. We prove that $D \equiv \lambda(\llbracket F(O_D) \rrbracket_G)$ via structural induction on non-empty RDFSFrame D . For the sake of simplicity, we denote the proposition $D \equiv \llbracket F(O_D) \rrbracket_G$ as $A(D)$. *Base case:* Let D be an RDFSFrame created by one RDFSFrames operator $O_D = [seed(col_1, col_2, col_3)]$. The first operator (and the only one in this case) has to be the *seed* operator since it is the only operator that takes only a knowledge graph as input and returns an RDFSFrame. From Table 1 we have:

$$F(O_D) = g(seed(col_1, col_2, col_3), Null) = Project(Var(t), t)$$

where $t = (col_1, col_2, col_3)$. By definition of the RDFSFrames operators in Section 3, $D = \Pi_{X \cap \{col_1, col_2, col_3\}}(\lambda(\llbracket (t) \rrbracket_G))$ and by Lemma 1(f), $A(D)$ holds.

Induction hypothesis: Every RDFSFrames operator takes as input one or two RDFSFrames D_1, D_2 and outputs an RDFSFrame D . Without loss of generality, assume that both D_1 and D_2 are non-empty and $A(D_1)$ and $A(D_2)$ hold, i.e., $D_1 \equiv \llbracket F(O_{D_1}) \rrbracket_G$ and $D_2 \equiv \llbracket F(O_{D_2}) \rrbracket_G$.

Induction step: Let $D = D_1.Op(optional D_2)$, $P_1 = F(O_{D_1})$, and $P_2 = F(O_{D_2})$. We use the RDFSFrames semantics to define D , the mapping F to define the new pattern P , then using Lemma 1, we prove the equivalence between F and D .

- If Op is *expand*($x, pred, y, out, false$) then: $D = D_1 \bowtie \lambda(\llbracket (t) \rrbracket_G)$ according to the definition of the operator in Section 3.2 and Table 1, where t is the triple pattern $(?x, pred, ?y)$. By the induction hypothesis, it holds that $D_1 = \lambda(\llbracket P_1 \rrbracket_G)$. Thus, it holds that $D = \lambda(\llbracket P_1 \rrbracket_G) \bowtie \lambda(\llbracket (t) \rrbracket_G)$ and by Lemma 1(a), $A(D)$ holds. The same holds when Op is *expand*($x, pred, y, in, false$) except that $t = (?y, pred, ?x)$.
- If Op is *expand*($x, pred, y, out, true$) then: $D = D_1 \ltimes \lambda(\llbracket (t) \rrbracket_G)$ where $t = (?x, pred, ?y)$, and by $A(D_1)$, $D_1 = \lambda(\llbracket P_1 \rrbracket_G)$. So, $D = \lambda(\llbracket P_1 \rrbracket_G) \ltimes \lambda(\llbracket (t) \rrbracket_G)$ and by Lemma 1(b), $A(D)$ holds. The same argument holds for *expand*($x, pred, y, in, true$) except that $t = (?y, pred, ?x)$.
- If Op is *join*($D_2, col, col_2, \bowtie, new_col$) then: $D = \rho_{new_col/col}(D_1) \bowtie \rho_{new_col/col_2}(D_2)$, and by $A(D_1)$, $D_1 = \lambda(\llbracket P_1 \rrbracket_G)$ and $D_2 = \lambda(\llbracket P_2 \rrbracket_G)$. Thus, $D = \rho_{new_col/col}(\lambda(\llbracket P_1 \rrbracket_G)) \bowtie \rho_{new_col/col_2}(\lambda(\llbracket P_2 \rrbracket_G))$ and by Lemma 1(a,c), $A(D)$ holds. The same argument holds for other types of join, using the relevant parts of Lemma 1.
- If Op is *filter*($conds = [cond_1 \wedge cond_2 \wedge \dots \wedge cond_k]$) then: $D = \sigma_{conds}(D_1)$, and by $A(D_1)$, $D_1 = \lambda(\llbracket P_1 \rrbracket_G)$. So, $D = \sigma_{conds}(\lambda(\llbracket P_1 \rrbracket_G))$ and by Lemma 1(e), $A(D)$ holds.
- If Op is *select.cols*($cols$) then: $D = \Pi_{cols}(D_1)$, and by $A(D_1)$, $D_1 = \lambda(\llbracket P_1 \rrbracket_G)$. So, $D = \Pi_{cols}(\lambda(\llbracket P_1 \rrbracket_G))$ and by Lemma 1(f), $A(D)$ holds.
- If Op is *groupby*($cols$).*aggregation*(f, col, new_col) then: $D = \gamma_{cols, f(col) \mapsto new_col}(D_1)$, and by $A(D_1)$, $D_1 = \lambda(\llbracket P_1 \rrbracket_G)$. So, $D = \gamma_{cols, f(col) \mapsto new_col}(\lambda(\llbracket P_1 \rrbracket_G))$ and by Lemma 1(f,g), $A(D)$ holds.
- If Op is *aggregate*(fn, col, new_col) then: $D = \gamma_{\emptyset, fn(col) \mapsto new_col}(D_1)$, and by $A(D_1)$, $D_1 = \lambda(\llbracket P_1 \rrbracket_G)$. So, $D = \gamma_{\emptyset, fn(col) \mapsto new_col}(\lambda(\llbracket P_1 \rrbracket_G))$ and by Lemma 1(f,g), $A(D)$ holds.

Thus, $A(D)$ holds in all cases. \square

6. CASE STUDIES AND PERFORMANCE EVALUATION

We demonstrate the usability and performance benefits of RDFSFrames

using three case studies consisting of machine learning tasks on two real-world knowledge graphs, DBpedia and DBLP. The knowledge graphs are stored in an RDF engine, and each task starts with a data preparation step that extracts a pandas dataframe from the knowledge graph. After that, some additional Python code is used for training and evaluating the machine learning models based on this dataframe. We are not interested in the details of the training and evaluation, but rather in the data preparation step.

We describe the case studies and their data preparation steps in Section 6.1, and study the performance of RDFSFrames in Section 6.2.

6.1 Case Studies

We present three case studies in which RDFSFrames facilitates data preparation: (i) movie genre classification on the DBpedia knowledge graph, (ii) topic modeling on the DBLP bibliographic dataset represented in RDF, and (iii) relational learning with graph embeddings on DBLP.

Movie Genre Classification: One of the traditional supervised machine learning tasks is classification. This case

Table 1: Mappings of RDFSFrames operators on graph G and/or RDFSFrame D to SPARQL patterns on graph G . P is the SPARQL pattern equivalent to the sequence of RDFSFrames operators called so far on D .

RDFSFrames Operator O	SPARQL pattern: $g(O, P)$
$seed(col_1, col_2, col_3)$	$Project(Var(t), t), \text{ where } t = (col_1, col_2, col_3)$
$expand(x, pred, y, out, false)$ $expand(x, pred, y, in, false)$ $expand(x, pred, y, out, True)$ $expand(x, pred, y, in, True)$	$P \bowtie (?x, pred, ?y)$ $P \bowtie (?y, pred, ?x)$ $P \Join (?x, pred, ?y)$ $P \Join (?y, pred, ?x)$
$join(D_2, col, col_2, \bowtie, new_col)$ $join(D_2, col, col_2, \Join, new_col)$ $join(D_2, col, col_2, \bowtie, new_col)$ $join(D_2, col, col_2, \Join, new_col)$	$Extend(new_col, col, P) \bowtie Extend(new_col, col_2, P_2), P_2 = F(O_{D_2})$ $Extend(new_col, col, P) \Join Extend(new_col, col_2, P_2), P_2 = F(O_{D_2})$ $Extend(new_col, col_2, P_2) \bowtie Extend(new_col, col, P), P_2 = F(O_{D_2})$ $Extend(new_col, col, P) \cup Extend(new_col, col_2, P_2), P_2 = F(O_{D_2})$
$filter(conds = [cond_1 \wedge cond_2 \wedge \dots \wedge cond_k])$	$Filter(conds, P)$
$select.cols(cols)$	$Project(cols, P)$
$groupby(group_cols).$ $aggregation(fn, src_col, new_col)$	$Project(group_cols \cup \{new_col\},$ $GroupAgg(group_cols, new_col, fn, src_col, P))$
$aggregate(fn, col, new_col)$	$Project(\{new_col\}, GroupAgg(\emptyset, new_col, fn, col, P))$

study applies a classification task on movie data extracted from the DBpedia knowledge graph. Many knowledge graphs, including DBpedia, are heterogeneous and contain diverse information about different topics, so extracting a topic-focused classification dataset in a dataframe is challenging.

This case study uses RDFSFrames to build a dataframe of movies from DBpedia and their relevant information for the task of movie genre classification. The RDFSFrames code is shown in Listing 1 and uses the following steps:

First, we identify an RDFSFrame of prolific actors, defined as those who have starred in 20 or more movies. We build another of American actors since they are assumed to have global reach. We then identify the movies in which an American or prolific actor stars. For the sake of this task, these movies are considered “important and informative”, so they are the ones that will make up the classification dataset. For each of these movie, we extract the movie name (i.e., title), actor name, topic, country of production and genre. Note that not all movies have an associated genre in DBpedia, so this is an optional predicate. This final dataframe is the classification dataset. Movies that have a genre available in the dataframe are used as the labeled training data, while movies that do not have a genre available are used as the test data. Any standard classifier implemented in Python (e.g., from scikit-learn) can be used for the classification task. In Section A.1 of Appendix A, we present the full Python code for implementing this case study using different classifiers.

Topic Modeling:

Topic modeling is a statistical technique commonly used to identify hidden contextual topics in text. In this case study, we use topic modeling to identify the active topics of research in the database community. We define these as the topics of recent papers published by authors who have published many SIGMOD and VLDB papers. This is clearly an artificial definition, but it enables us to study the capabilities and performance of RDFSFrames. As stated earlier, we are focused on data preparation not the details of the machine learning task.

```
papers = graph.entities('swrc:InProceedings', paper)
papers = papers.expand('paper', [(('dc:creator', 'author'),
    ('dcterms:issued', 'date'), ('swrc:series', 'conference'),
    ('dc:title', 'title'))]).cache()
authors = papers.filter({'date': ['>=2005'],
    'conference': ['In(dblp:vlb, dblp:sigmod)']})
```

```
.group_by(['author']).count('paper', 'n_papers')
.filter({'n_papers': '>=20', 'date': ['>=2005']})
titles = papers.join(authors, 'author', InnerJoin)
.select_cols(['title'])
df = titles.execute(client, return_format=output_format)
```

Listing 3: RDFSFrames code, topic modeling.

```
SELECT ?title
FROM <http://dblp.13s.de>
WHERE
{ ?paper dc:title ?title ;
  rdf:type swrc:InProceedings ;
  dcterms:issued ?date ;
  dc:creator ?author
FILTER ( year(xsd:dateTime(?date)) >= 2005 )
{ SELECT ?author
  WHERE
  { ?paper rdf:type swrc:InProceedings ;
    swrc:series ?conference ;
    dc:creator ?author ;
    dcterms:issued ?date
    FILTER ( ( year(xsd:dateTime(?date)) >= 2005 )
      && ( ?conference IN (dblp:vlb, dblp:sigmod) ) )
  }
GROUP BY ?author
HAVING ( COUNT(?paper) >= 20 )
}
```

Listing 4: SPARQL query corresponding to RDFSFrames code shown in Listing 3.

The dataframe required for this task is extracted from the DBLP knowledge graph represented in RDF through the sequence of RDFSFrames operators as shown in Listing 3 and the SPARQL query generated is in listing 4. First, we identify the authors who have published more than 20 papers in SIGMOD and VLDB since the year 2005, which requires using the RDFSFrames grouping, aggregation, and filtering capabilities. For the purpose of this case study, these are considered the thought leaders of the field of databases. Next, we find the titles of all papers published by these authors since 2005. We then run topic modeling on these titles to identify the topics of the papers, which we consider to be the active topics of database research. We use off-the-shelf components from the rich ecosystem of pandas libraries to implement topic modeling. Specifically, we use NLP libraries for stop-word removal and scikit-learn for words vectorization using TFIDF and topic modeling using SVD model. This case study shows the benefit of using RDFSFrames to get data into a pandas dataframe with a few lines of code, since

one can then utilize components from the PyData ecosystem. The full Python code for implementing topic modeling scenario is presented in Section A.2 of Appendix A.

Knowledge Graph Embedding: Knowledge graph embeddings are widely used relational learning models, and they are the state of the art on benchmark datasets for link prediction and fact classification [36, 37]. The input to these models is a dataframe of triples, i.e., a table of three columns: *[subject, predicate, object]* where the *object* is a URI representing an entity and not a literal.

Currently, knowledge graph embeddings are typically evaluated only on small pre-processed subsets of knowledge graphs such as FB15K and WN18 [6], rather than the full knowledge graphs. Thus, the validity of their performance results has been questioned recently in multiple papers [31, 11]. Filtering the knowledge graph to contain only entity-to-entity triples and loading the result in a dataframe is a necessary first step in constructing knowledge graph embedding models.

RDFFrames can perform this first step using one line of code as shown in Listing 5. With this line of code, the filtering can be performed efficiently in an RDF engine, and RDFFrames handles issues related to communication with the engine and integrating with PyData.

```
graph.feature_domain_range(s, p, o).filter({o: ['isURI']})
```

Listing 5: RDFFrames code: Knowledge graph embedding.

These issues become important especially when the resulting dataframe has millions of rows, for example when dealing with a knowledge graph like DBpedia.

As mentioned in the introduction, none of the prominent recent open source implementations of knowledge graph embeddings uses SPARQL or any form of automatic integration with PyData. Instead, they rely on ad-hoc scripts to process the data and transform it into their internal non-standard format which limits their efficiency and scalability. The SPARQL generated for this task is shown in listing 6. The full Python code for extracting triples using RDFFrames is shown in Section A.3 of Appendix A. We used ampligraph library for training and evaluating the embedding in this case study ¹⁴.

```
SELECT ?s ?p ?o FROM <http://dbpedia.org>
WHERE
{
  ?s ?p ?o .
  FILTER isIRI(?o)
}
```

Listing 6: SPARQL query corresponding to RDFFrames code shown in Listing 5.

6.2 Performance Comparison

In this section, we use the case studies to evaluate the performance of RDFFrames. We answer two questions in this section: (1) How effective are the design decisions made in RDFFrames? and (2) How does RDFFrames perform compared to alternative baselines?

6.2.1 Experimental Setup

Hardware and Software Configuration: We use a machine with Intel Xeon 48-Cores CPU, 256 GB memory, ~ 7 TB storage, and 14.04.1 SMP Ubuntu OS to run a Virtuoso OpenLink Server with its default configuration. We

load both DBLP and DBpedia to the Virtuoso server and process all SPARQL queries on this server.

We connect to the Virtuoso server over HTTP using SPARQLWrapper,¹⁵ a Python library that provides a

wrapper to connect from Python clients to SPARQL endpoints. All clients

run on the same machine as the Virtuoso server to avoid any effect on the results due to communication overheads. We run all experiments three times and report the average running time.

Dataset Sizes:

The first case study runs on the English version of the DBpedia knowledge graph. Our version of this knowledge graph contains 1 billion triples.

The second and third case studies run on the DBLP computer science bibliography¹⁶ represented in RDF. This knowledge graph contains 88 million triples.

DBLP is a structured and dense graph, while DBpedia is more heterogeneous and sparse.

6.2.2 Evaluating RDFFrames Design

In this section, we ask two questions about the design of RDFFrames: (1) How important is it to generate optimized SPARQL queries rather than using a simple query generation approach? and (2) How important is it to push the processing of relational operators into the RDF engine. Both of these design choices are clearly beneficial. The goal of this experiment is to quantify the benefit.

Alternatives: To answer the first question, we compare RDFFrames against an alternative that uses a naive query generation strategy. Specifically, for each API call to RDFFrames, we generate a subquery that contains the pattern corresponding to that API call and we finally join all the subqueries in one level of nesting within one outer query. For example, each call to *expand* creates a new subquery containing one triple pattern described by the *expand* operator. We refer to this alternative as **Naive Query Generation**. The naive query generated for movie genre classification from DBpedia is shown in listing 10 in Appendix B.

To answer the second question, we compare to an alternative that uses RDFFrames (with optimized query generation) only for graph navigation using the *seed* and *expand* operators, and performs any relational-style processing in pandas. We refer to this alternative as **Navigation + pandas**.

Figure 3 shows the results of the two alternatives and RDFFrames on the three tasks.

Movie Genre Classification: This task builds a dataset describing movies and actors that appear in them. It requires heavy processing on the original dataset and returns a final dataframe of size 2.5 million movies. The results are presented in Figure 3(a). Naive query generation in this case does not finish within 14 hours, and we stop the query after that time. This shows the need for generating optimized SPARQL queries. The **Navigation + pandas** alternative finishes, but it is an order of magnitude slower than RDFFrames because it performs relational operators in the client. This shows the need for pushing relational operators into the RDF engine.

¹⁵<https://rdflib.github.io/sparqlwrapper>

¹⁶<https://dblp.uni-trier.de>

¹⁴<https://github.com/Accenture/Ampligraph>

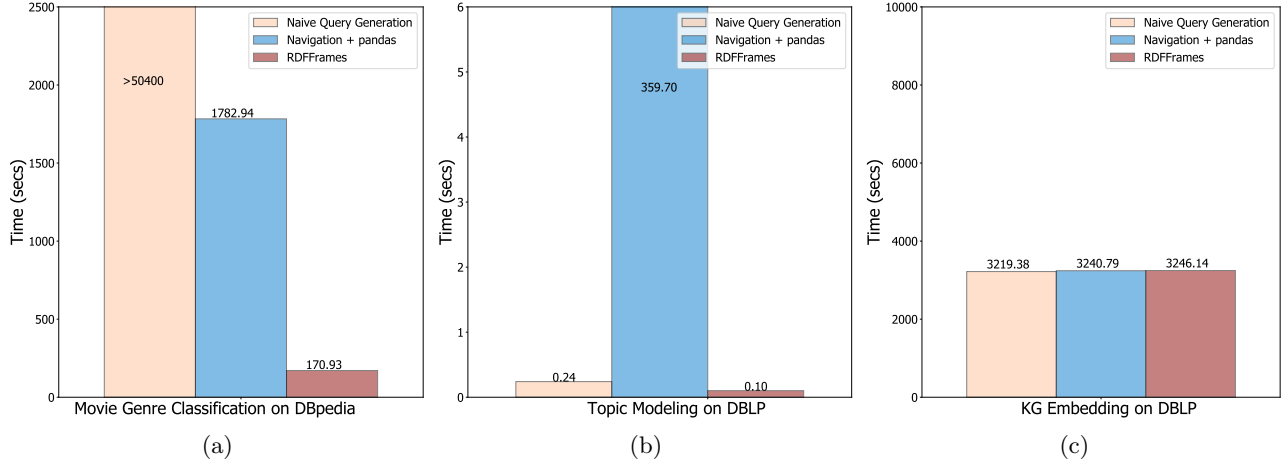


Figure 3: Evaluating the design of RDFFrames.

Topic Modeling: This task requires heavy processing on the DBLP dataset and returns a final table of size 4,684 titles. The results are depicted in Figure 3(b). In this case, naive query generation performs surprisingly well compared to the previous case. Even though the query involves multiple nested subqueries, the query optimizer is able to find a good query execution plan. Nonetheless, naive query generation is still a factor of 2x slower than RDFFrames, further confirming the need for generating optimized SPARQL queries. **Navigation + pandas** performs very poorly in this case due to the overhead of fetching unnecessary data from the engine and performing complex processing in pandas. This reinforces the need for pushing relational operators into the RDF engine.

Knowledge Graph Embedding: This task uses the entire knowledge graph and applies the *filter* operator to keep only triples where the subject and object are entities (i.e., exclude triples where the object is a literal). This is a simple processing task, and all alternatives have similar performance on it. This is because all alternatives end up generating almost the same SPARQL query.

The conclusion of this experiment is that it is important to generate optimized SPARQL queries and push computation into the RDF engine, thus validating the design choices of RDFFrames.

6.2.3 Comparison to Alternative Baselines

In this section, we demonstrate the performance benefit of RDFFrames by comparing it to some alternative baselines for pre-processing the data and loading it into a dataframe.

Alternative Baselines: Without RDFFrames, we can envision three alternatives for pre-processing the data and loading it into a dataframe:

1. Do away with the RDF engine completely, and write an ad-hoc script that runs on the knowledge graph stored in some RDF serialization format. To implement this solution we write scripts for the three tasks, using the `rdflib` library¹⁷ to load the RDF dataset into pandas, and using pandas operators for any additional processing. The `rdflib` library can process any RDF serialization format, and in our case the data was stored

in the N-Triples format. We refer to this alternative in the results figure as **rdflib + pandas**.

2. Use an RDF engine, and use a simple SPARQL query to load the RDF dataset into a dataframe. Use pandas for additional processing. This is a variant of the first alternative that uses SPARQL instead of `rdflib`. Its advantage is that the required SPARQL is very simple, but it does benefit from the processing capabilities of the RDF engine. We refer to this alternative as **SPARQL + pandas**.
3. Use an expert-written SPARQL query to do all the pre-processing inside the RDF engine and output the result to a dataframe. This alternative takes full advantage of the capabilities of the RDF engine, but suffers from the “impedance mismatch” described in the introduction: SPARQL uses a different programming style compared to machine learning tools and requires expertise to write, and additional code is required to export the data into a dataframe. We refer to this alternative as **SPARQL**.

Figure 4 shows the runtime performance of the three baselines and RDFFrames on the three tasks defined above.

Movie Genre Classification: The results are presented in Figure 4(a). Both the **rdflib + pandas** and **SPARQL + pandas** baselines crashed after running for more than four hours due to scalability issues, showing that they are not viable alternative. RDFFrames and the expert-written SPARQL have similar performance, showing that RDFFrames does not add overhead.

Topic Modeling: The results are depicted in Figure 4(b). The baselines that perform computation in pandas did not crash as before, but are orders of magnitude slower than RDFFrames and expert-written SPARQL. In this case as well, the running time of RDFFrames is almost equal to the running time of expert-written SPARQL, demonstrating that RDFFrames does not add any overhead.

Knowledge Graph Embedding: The results for the DBLP dataset are depicted in Figure 4(c). As before computation in pandas is slower by a factor of 2x, and RDFFrames has the same performance as expert-written SPARQL.

¹⁷<https://github.com/RDFLib/rdflib>

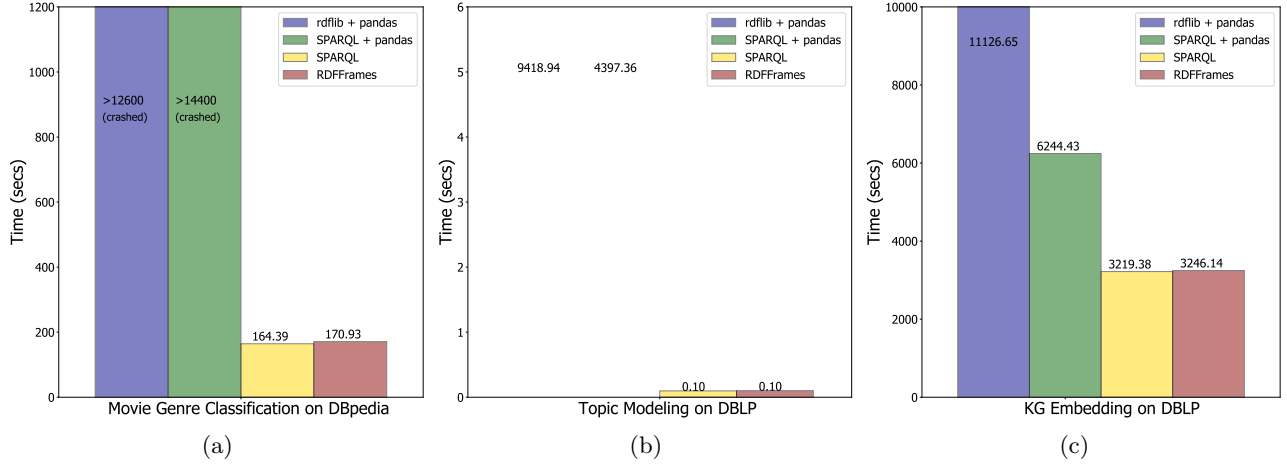


Figure 4: Comparing RDFSFrames to alternative baselines.

We also run this task on the DBpedia dataset. RDFSFrames and expert-written SPARQL were the only baselines that could return results in less than 48 hours. This shows that RDFSFrames enables tasks in the PyData ecosystem that were not possible before due to scalability constraints, without adding overhead compared to expert-written SPARQL

6.2.4 Discussion

These experiments demonstrate the benefits of RDFSFrames: (i) with a few lines of Python code it can express data extraction tasks that would otherwise require lengthy scripts or complex SPARQL queries, (ii) it is much more efficient and scalable than ad-hoc scripts since it pushes the computation to an RDF engine, (iii) it pushes not only navigational processing into the engine, but also relational-style operators, resulting in substantial performance gains for some tasks, and, (iv) it is as efficient as executing a SPARQL query written by an expert in an RDF engine, i.e., it adds zero overhead.

7. CONCLUSION

We presented RDFSFrames, a framework for seamlessly integrating knowledge graphs into machine learning applications. RDFSFrames is based on a number of powerful operators for graph navigation and relational processing that enable users to generate tabular data sets from knowledge graphs using procedural programming idioms that are familiar in machine learning environments such as PyData. RDFSFrames automatically converts these procedural calls to optimized SPARQL queries and manages the execution of these queries on a local RDF engine or a remote SPARQL endpoint, shielding the user from all details of SPARQL query execution. We formally define the semantics of the RDFSFrames operators and prove that the SPARQL queries generated for these operators are correct. We provide a Python implementation of RDFSFrames that is tightly integrated with the pandas library (the output of RDFSFrames is a pandas dataframe). We demonstrate the usability and efficiency of RDFSFrames through case studies and an experimental evaluation.

8. REFERENCES

- [1] P. Agrawal, R. Arya, A. Bindal, S. Bhatia, A. Gagneja, J. Godlewski, Y. Low, T. Muss, M. Paliwal, S. Raman, V. Shah, B. Shen, L. Sugden, K. Zhao, and M. Wu. Data platform for machine learning. In *Proceedings ACM SIGMOD International Conference on Management of Data*, 2019.
- [2] R. Angles, M. Arenas, P. Barcelo, P. Boncz, G. Fletcher, C. Gutierrez, T. Lindaaker, M. Paradies, S. Plantikow, J. Sequeda, O. van Rest, and H. Voigt. G-CORE: A core for future graph query languages. In *Proceedings ACM SIGMOD International Conference on Management of Data*, 2018.
- [3] M. Arenas, G. Gottlob, and A. Pieris. Expressive languages for querying the semantic web. *ACM Transactions on Databases (TODS)*, 43(3), Nov. 2018.
- [4] D. Baylor, E. Breck, H.-T. Cheng, N. Fiedel, C. Y. Foo, Z. Haque, S. Haykal, M. Ispir, V. Jain, L. Koc, C. Y. Koo, L. Lew, C. Mewald, A. N. Modi, N. Polyzotis, S. Ramesh, S. Roy, S. E. Whang, M. Wicke, J. Wilkiewicz, X. Zhang, and M. Zinkevich. TFX: A TensorFlow-based production-scale machine learning platform. In *Proceedings ACM SIGKDD International Conference on Knowledge Discovery and Data Mining*, 2017.
- [5] F. Belleau, M.-A. Nolin, N. Tourigny, P. Rigault, and J. Morissette. Bio2rdf: towards a mashup to build bioinformatics knowledge systems. *Journal of biomedical informatics*, 41:706–716, 2008.
- [6] A. Bordes, N. Usunier, A. Garcia-Duran, J. Weston, and O. Yakhnenko. Translating embeddings for modeling multi-relational data. In *Advances in neural information processing systems*, pages 2787–2795, 2013.
- [7] S. Brin and L. Page. The anatomy of a large-scale hypertextual web search engine. *Computer networks and ISDN systems*, 30:107–117, 1998.
- [8] R. Cyganiak. A relational algebra for sparql. *Digital Media Systems Laboratory HP Laboratories Bristol. HPL-2005-170*, 35:9, 2005.
- [9] T. Dasu and T. Johnson. *Exploratory data mining and data cleaning*, volume 479. John Wiley & Sons, 2003.
- [10] R. Davis, H. Shrobe, and P. Szolovits. What is a knowledge representation? *AI magazine*, 14:17–17, 1993.
- [11] T. Dettmers, P. Minervini, P. Stenetorp, and S. Riedel. Convolutional 2d knowledge graph embeddings. In *Proc. AAAI Conference on Artificial Intelligence*, 2018.
- [12] A. Doan. Human-in-the-loop data analysis: A personal perspective. In *Proceeding Workshop on Human-In-the-Loop Data Analytics (HILDA)*, 2018.
- [13] X. L. Dong. Challenges and innovations in building a product knowledge graph. In *Proceedings of the 24th ACM SIGKDD International Conference on Knowledge Discovery and Data Mining*, pages 2869–2869. ACM, 2018.
- [14] H. Garcia-Molina, J. D. Ullman, and J. Widom. *Database Systems: The Complete Book*. Pearson, second edition, 2008.
- [15] C. L. Giles, K. D. Bollacker, and S. Lawrence. Citeseer: An automatic citation indexing system. In *ACM DL*, pages 89–98, 1998.
- [16] Y. Govind, P. Konda, P. Suganthan G.C., P. Martinkus, P. Nagarajan, H. Li, A. Soundararajan, S. Mudgal, J. R. Ballard, H. Zhang, A. Ardalani, S. Das, D. Paulsen, A. Singh Saini, E. Paulson, Y. Park, M. Carter, M. Sun, G. M. Fung, and A. Doan. Entity matching meets data science: A progress report from the Magellan project. In *Proceedings ACM SIGMOD International Conference on Management of Data*, 2019.
- [17] P. Guagliardo and L. Libkin. A formal semantics of SQL queries, its validation, and applications. *Proceedings of the VLDB Endowment (VLDB)*, 11:27–39, 2017.
- [18] P. Haase, J. Broekstra, A. Eberhart, and R. Volz. A comparison of RDF query languages. In *Proceeding International Semantic Web Conference (ISWC)*, pages 502–517, 2004.
- [19] R. Jenatton, N. L. Roux, A. Bordes, and G. R. Obozinski. A latent factor model for highly multi-relational data. In *Advances in Neural Information Processing Systems*, pages 3167–3175, 2012.
- [20] M. Kaminski, E. V. Kostylev, and B. Cuenca Grau. Semantics and expressive power of subqueries and aggregates in sparql 1.1. In *Proceedings of the 25th International Conference on World Wide Web*, pages 227–238. International World Wide Web Conferences Steering Committee, 2016.
- [21] K. Kochut and M. Janik. SPARQLer: Extended SPARQL for semantic association discovery. In *Proceeding European Semantic Web Conference (ESWC)*, 2007.
- [22] J. Lehmann, R. Isele, M. Jakob, A. Jentzsch, D. Kontokostas, P. N. Mendes, S. Hellmann, M. Morsey, P. van Kleef, S. Auer, and C. Bizer. DBpedia - A large-scale, multilingual knowledge base extracted from Wikipedia. *Semantic Web*, 6, 2015.
- [23] S. Matsumoto, R. Yamanaka, and H. Chiba. Mapping RDF graphs to property graphs. In *Proc. Joint International Semantic Technology Conference (JIST)*, 2018.
- [24] A. K. McCallum, K. Nigam, J. Rennie, and K. Seymore. Automating the construction of internet portals with machine learning. *Information Retrieval*, 3(2):127–163, 2000.
- [25] R. Navigli and S. P. Ponzetto. Babelnet: The automatic construction, evaluation and application of a wide-coverage multilingual semantic network. *Artif. Intell.*, 193:217–250, 2012.
- [26] D. Q. Nguyen. An overview of embedding models of entities and relationships for knowledge base completion. *arXiv preprint arXiv:1703.08098*, 2017.
- [27] M. Nickel, K. Murphy, V. Tresp, and E. Gabrilovich. A review of relational machine learning for knowledge graphs. *Proceedings of the IEEE*, 104:11–33, 2015.
- [28] J. Pérez, M. Arenas, and C. Gutierrez. Semantics and complexity of sparql. In *Proceeding International Semantic Web Conference (ISWC)*, pages 30–43, 2006.
- [29] J. Pérez, M. Arenas, and C. Gutiérrez. nSPARQL: A navigational language for RDF. *J. Web Semant.*, 8:255–270, 2010.

- [30] H. Pirahesh, J. M. Hellerstein, and W. Hasan. Extensible/rule based query rewrite optimization in Starburst. In *Proceedings ACM SIGMOD International Conference on Management of Data*, 1992.
- [31] J. Pujara, E. Augustine, and L. Getoor. Sparsity and noise: Where knowledge graph embeddings fall short. In *Proceedings of the 2017 Conference on Empirical Methods in Natural Language Processing*, pages 1751–1756, 2017.
- [32] A. Schwarte, P. Haase, K. Hose, R. Schenkel, and M. Schmidt. FedX: Optimization techniques for federated query processing on linked data. In *Proceedings International Semantic Web Conference (ISWC)*, 2011.
- [33] D. Sculley, G. Holt, D. Golovin, E. Davydov, T. Phillips, D. Ebner, V. Chaudhary, M. Young, J.-F. Crespo, and D. Dennison. Hidden technical debt in machine learning systems. In *Proceeding Advances in Neural Information Processing Systems (NIPS)*, 2015.
- [34] F. M. Suchanek, G. Kasneci, and G. Weikum. YAGO: A core of semantic knowledge. In *Proceedings International Conference on World Wide Web (WWW)*, 2007.
- [35] D. Vrandecic. Wikidata: A new platform for collaborative data collection. In *Proceedings World Wide Web Conference (WWW) (Companion Volume)*, 2012.
- [36] Q. Wang, Z. Mao, B. Wang, and L. Guo. Knowledge Graph Embedding: A Survey of Approaches and Applications. *IEEE Trans. Knowl. Data Eng.*, 29:2724–2743, 2017.
- [37] Y. Wang, R. Gemulla, and H. Li. On multi-relational link prediction with bilinear models. In *AAAI*, 2018.
- [38] R. West, E. Gabrilovich, K. Murphy, S. Sun, R. Gupta, and D. Lin. Knowledge base completion via search-based question answering. In *Proceedings of the 23rd International Conference on World wide web*, pages 515–526. ACM, 2014.
- [39] H. Wickham. The split-apply-combine strategy for data analysis. *Journal of Statistical Software*, 40:1–29, 2011.
- [40] H. Wickham. Tidy data. *Journal of Statistical Software*, 59:1–23, 2014.
- [41] M. Zaharia, A. Chen, A. Davidson, A. Ghodsi, S. A. Hong, A. Konwinski, S. Murching, T. Nykodym, P. Ogilvie, M. Parkhe, F. Xie, and C. Zumar. Accelerating the machine learning lifecycle with MLflow. *IEEE Data Eng. Bull.*, 41:39–45, 2018.
- [42] M. Zaharia et al. Apache Spark: A unified engine for big data processing. *Communications of the ACM*, 59:56–65, 2016.

APPENDIX

A. FULL PYTHON CODE FOR CASE STUDIES

A.1 Movie Genre Classification

```
# RDFFrames imports, graph, and the prefixes
from rdfframes.knowledge_graph import KnowledgeGraph
from rdfframes.dataset.rdfpredicate import RDFPredicate
from rdfframes.utils.constants import JoinType
from rdfframes.client.http_client import HttpClientDataFormat, HttpClient
graph = KnowledgeGraph(graph_uri='http://dbpedia.org',
                        prefixes= {'dcterms': 'http://purl.org/dc/terms/',
                                   'rdfs': 'http://www.w3.org/2000/01/rdf-schema#',
                                   'dbpprop': 'http://dbpedia.org/property/',
                                   'dbpr': 'http://dbpedia.org/resource/'})

# RDFFrames code
dataset = graph.feature_domain_range('dbpp:starring', 'movie', 'actor')
dataset = dataset.expand('actor', [('dbpp:birthPlace', 'actor_country'), ('rdfs:label', 'actor_name')])
dataset = dataset.expand('movie', [('rdfs:label', 'movie_name'), ('dcterms:subject', 'subject'),
                                   ('dbpp:country', 'movie_country'), ('dbpo:genre', 'genre', Optional)]).cache()
american = dataset.filter({'actor_country': ['regex(str(?actor_country), "USA")']})
prolific = dataset.group_by(['actor']).count('movie', 'movie_count', unique=True).filter({'movie_count': ['>=20']})
movies = american.join(prolific, 'actor', OuterJoin).join(dataset, 'actor', InnerJoin)

# client and execution
output_format = HttpClientDataFormat.PANDAS_DF
client = HttpClient(endpoint_url=endpoint, return_format=output_format)
df = movies.execute(client, return_format=output_format)

#Preprocessing and cleaning
def clean(raw_data):
    letters_only = re.sub("[^a-zA-Z]", "", raw_data)
    lower_case = letters_only.lower()
    words = lower_case.split()
    stops = set(stopwords.words("english"))
    meaningful_words = [w for w in words if not w in stops]
    return (" ").join(meaningful_words))

def preprocess(dataframe):
    clean_movies_data = []
    for i in range(0, len(dataframe)):
        clean_movies_data.append(clean(dataframe.iloc[i]['movie_data']))
    dataframe['clean_movies_data'] = clean_train_reviews
    return dataframe
# Using 'subject' and 'movie_name' features only in this example.
df['movie_data'] = df['subject'] + ' ' + df['movie_name']
df=preprocess(df)

# features and vectorization
from sklearn.feature_extraction.text import TfidfVectorizer
tfidf = TfidfVectorizer(sublinear_tf=True, min_df=5, norm='l2',
                        encoding='latin-1', ngram_range=(1, 2), max_features=4000)
features = tfidf.fit_transform(df.clean_movies_data).toarray()
labels = df.genre

# using Logistic Regression classification model
from sklearn.linear_model import LogisticRegression
model = LogisticRegression(random_state=0)
accuracy = cross_val_score(model, features, labels, scoring='accuracy', cv=5)
```

Listing 7: Full code for applying Movie genre classification including RDFFrames code.

A.2 Topic Modeling

```
import pandas as pd
from rdfframes.client.http_client import HttpClientDataFormat, HttpClient
from rdfframes.knowledge_graph import KnowledgeGraph

# Client, graph, and prefixes
graph = KnowledgeGraph(
    graph_uri='http://dblp.l3s.de',
    prefixes={
        "xsd": "http://www.w3.org/2001/XMLSchema#",
        "swrc": "http://swrc.ontoware.org/ontology#",
        "rdf": "http://www.w3.org/1999/02/22-rdf-syntax-ns#",
        "dc": "http://purl.org/dc/elements/1.1/",
        "dcterms": "http://purl.org/dc/terms/",
        "dblp": "http://dblp.l3s.de/d2r/resource/conferences/"
    })
```

```

output_format = HttpClientDataFormat.PANDAS_DF
client = HttpClient(endpoint_url=endpoint, port=port, return_format=output_format)

# RDataFrame code for extracting dataframe
papers = graph.entities('swrc:InProceedings', paper)
papers = papers.expand('paper', [('dc:creator', 'author'), ('dcterms:issued', 'date'), ('swrc:series', 'conference'),
                                ('dc:title', 'title')]).cache()
authors = papers.filter({'date': ['>=2005'], 'conference': ['In(dblp:vldb, udblp:sigmod)']}).group_by(['author'])
    .count('paper', 'n_papers').filter({'n_papers': '>=20', 'date': ['>=2005']})
titles = papers.join(authors, 'author', InnerJoin).select_cols(['title'])
df = titles.execute(client, return_format=output_format)

# Preprocessing and Cleaning.
from nltk.corpus import stopwords
df['clean_title'] = df['title'].str.replace("[^a-zA-Z#]", "_")
df['clean_title'] = df['clean_title'].apply(lambda x: x.lower())
df['clean_title'] = df['clean_title'].apply(lambda x: '_'.join([w for w in str(x).split() if len(w)>3]))
stop_words = stopwords.words('english')
tokenized_doc = df['clean_title'].apply(lambda x: x.split())
df['clean_title'] = tokenized_doc.apply(lambda x: [item for item in x if item not in stop_words])

# Vectorization and SVD model using sklearn library
from sklearn.feature_extraction.text import TfidfVectorizer
from sklearn.decomposition import TruncatedSVD
vectorizer = TfidfVectorizer(stop_words='english', max_features=1000, max_df=0.5, smooth_idf=True)
Tfidf_title = vectorizer.fit_transform(df['clean_title'])
svd_model = TruncatedSVD(n_components=20, algorithm='randomized', n_iter=100, random_state=122)
svd_model.fit(Tfidf_title)

# Extracting the learned topics and their keyterms.
terms = vectorizer.get_feature_names()
for i, comp in enumerate(svd_model.components_):
    terms_comp = zip(terms, comp)
    sorted_terms = sorted(terms_comp, key=lambda x: x[1], reverse=True)[:7]
    print_string = "Topic"+str(i)+"_: "
    for t in sorted_terms:
        print_string += t[0] + " "

```

Listing 8: Full code for applying topic modeling including RDataFrame code.

A.3 Knowledge graph embedding

```

from rdfframes.knowledge_graph import KnowledgeGraph
from rdfframes.dataset.rdfpredicate import RDPredicate
from rdfframes.client.http_client import HttpClientDataFormat, HttpClient
output_format = HttpClientDataFormat.PANDAS_DF
client = HttpClient(endpoint_url=endpoint,
                    port=port,
                    return_format=output_format,
                    timeout=timeout,
                    default_graph_uri=default_graph_url,
                    max_rows=max_rows)

dataset = graph.feature_domain_range(s, p, o).filter({'o': ['isURI']})
df = dataset.execute(client, return_format=output_format)

# Train test split from ampligraph library
from ampligraph.evaluation import train_test_split_no_unseen
triples = df.to_numpy()
X_train, X_test = train_test_split_no_unseen(triples, test_size=10000)

# ComplEx model from ampligraph library
from ampligraph.latent_features import ComplEx
from ampligraph.evaluation import evaluate_performance, mrr_score, hits_at_n_score
model = ComplEx(batches_count=50, epochs=300, k=100, eta=20, optimizer='adam', optimizer_params={'lr': 1e-4},
               loss='multiclass_nll', regularizer='LP', regularizer_params={'p': 3, 'lambda': 1e-5}, seed=0, verbose=True)
model.fit(X_train)

# Embedding evaluation
filter_triples = np.concatenate((X_train, X_test))
ranks = evaluate_performance(X_test, model=model, filter_triples=filter_triples,
                           use_default_protocol=True, verbose=True)

mr = mrr_score(ranks)
mrr = mrr_score(ranks)

```

Listing 9: Full Python code for applying Knowledge graph embedding including RDataFrame code.

B. NAIVE SPARQL QUERY FOR MOVIE GENRE CLASSIFICATION

```

SELECT ?actor_name ?movie_name ?subject ?genre ?movie_country ?actor_country
FROM <http://dbpedia.org>
WHERE
{
  { SELECT ?actor
    WHERE
    {
      { SELECT *
        WHERE
        {
          { SELECT ?movie ?actor
            WHERE
            { ?movie dbpp:starring ?actor }
          }
          { SELECT ?actor ?actor_country
            WHERE
            { ?actor dbpp:birthPlace ?actor_country }
          }
          { SELECT ?movie ?actor_name
            WHERE
            { ?actor rdfs:label ?actor_name }
          }
          { SELECT ?movie ?movie_name
            WHERE
            { ?movie rdfs:label ?movie_name }
          }
          { SELECT ?movie ?subject
            WHERE
            { ?movie dterms:subject ?subject }
          }
          { SELECT ?movie ?movie_country
            WHERE
            { ?movie dbpp:country ?movie_country }
          }
          { SELECT ?movie ?genre
            WHERE
            { OPTIONAL
              { ?movie dbpo:genre ?genre }
            }
          }
          { SELECT ?actor ?actor_country
            WHERE
            { ?actor dbpp:birthPlace ?actor_country
              FILTER regex(str(?actor_country), "USA")
            }
          }
        }
      }
    }
  }
  UNION
  { SELECT *
    WHERE
    {
      { SELECT ?actor (COUNT(DISTINCT ?movie) AS ?movie_count)
        WHERE
        {
          { SELECT ?movie ?actor
            WHERE
            { ?movie dbpp:starring ?actor }
          }
          { SELECT ?actor ?actor_country
            WHERE
            { ?actor dbpp:birthPlace ?actor_country }
          }
          { SELECT ?movie ?actor_name
            WHERE
            { ?actor rdfs:label ?actor_name }
          }
          { SELECT ?movie ?movie_name
            WHERE
            { ?movie rdfs:label ?movie_name }
          }
          { SELECT ?movie ?subject
            WHERE
            { ?movie dterms:subject ?subject }
          }
          { SELECT ?movie ?movie_country
            WHERE
            { ?movie dbpp:country ?movie_country }
          }
          { SELECT ?movie ?genre
            WHERE
            { OPTIONAL
              { ?movie dbpo:genre ?genre }
            }
          }
        }
      }
    }
  }
}

```



```

        }
        GROUP BY ?actor
    }
    FILTER ( ?movie_count >= 20 )
}
}
}
}
{ SELECT ?actor_name ?movie_name ?subject ?genre ?movie_country ?actor_country
WHERE
{ { SELECT ?movie ?actor
WHERE
{ ?movie dbpp:starring ?actor }
}
{ SELECT ?actor ?actor_country
WHERE
{ ?actor dbpp:birthPlace ?actor_country }
}
{ SELECT ?movie ?actor_name
WHERE
{ ?actor rdfs:label ?actor_name }
}
{ SELECT ?movie ?movie_name
WHERE
{ ?movie rdfs:label ?movie_name }
}
{ SELECT ?movie ?subject
WHERE
{ ?movie dcterms:subject ?subject }
}
{ SELECT ?movie ?movie_country
WHERE
{ ?movie dbpp:country ?movie_country }
}
{ SELECT ?movie ?genre
WHERE
{ OPTIONAL
{ ?movie dbpo:genre ?genre }
}
}
}
}
}
}

```

Listing 10: Naive SPARQL query corresponding to SPARQL query shown in Listing 2.