

Soft diffraction within the QCD color dipole picture

G.M. Peccini,^{*} F. Kopp,[†] and M.V.T. Machado[‡]
*High Energy Physics Phenomenology Group, GFPAE. Institute of Physics,
 Federal University of Rio Grande do Sul (UFRGS)
 Postal Code 15051, CEP 91501-970, Porto Alegre, RS, Brazil*

D.A. Fagundes[§]
*Department of Exact Sciences and Education, CEE. Federal University of Santa
 Catarina (UFSC) - Blumenau Campus, 89065-300, Blumenau, SC, Brazil*

In this work we consider the QCD parton saturation models to describe soft interactions at the high energy limit. The total and elastic cross sections as well as the elastic slope parameter are obtained for proton-proton and pion-proton collisions and compared to recent experimental results. The analyses are done within the color dipole formalism taking into account saturation models which have been tested against DIS data. The main point is that the matching between soft and hard interaction occurs in the saturation region which can be described by high density QCD approaches. Discussion is performed on the main theoretical uncertainties associated with calculations.

PACS numbers: 12.38.Bx; 13.60.Hb; 13.75.-Cs; 13.85.Lg

CONTENTS

I. Introduction	1
II. Color Dipole Models	2
A. Asymptotic model	2
B. b-CGC and Eikonal models	4
III. Fit results and Discussion	5
A. Total and Elastic Cross Sections	5
B. Real-to-imaginary ratio and the forward slope	6
C. Low mass diffraction	7
IV. Summary	8
Acknowledgments	8
References	8

I. INTRODUCTION

Describing soft processes using the QCD degrees of freedom is a quite difficult task as they are dominated by long distance (non-perturbative) physics. It has been shown that soft observables as the total and elastic cross sections depend on the transition region between the high parton density system (saturation domain) and perturbative QCD region [1–3]. The parton saturation phenomenon [4–6] is a well established property of high energy systems and gives a high quality description of inclusive and exclusive Deep Inelastic Scattering (DIS) data.

As evidences for the successfulness of such approach we quote the description of light meson photoproduction cross section [7–12] and diffractive DIS (DDIS) [13, 14]. Both are semi-hard processes, in which an important contribution to cross section comes from kinematic region in the vicinity of the saturation momentum, Q_s . This dimensional scale increases in the high energy region. A well known formalism which is intuitive and where saturation physics can be easily implemented is the QCD color dipole picture. It is expected [1] that soft processes measured for instance at the Large Hadron Collider (LHC) in hadron-hadron collisions probe distances about $r \sim 1/Q_s \ll R_h$, with R_h being the hadron radius. In this context, hadron scattering at the LHC could be described by color dipoles as the correct degrees of freedom even at large transverse distances. Moreover, it has been shown that the cross sections for soft hadron-hadron collisions within saturation approaches satisfy the Froissart-Martin bound [2, 3]. In addition, also the role played by the unitarized hard Pomeron contribution to the soft observables has been carefully discussed in Refs. [15, 16]. The relationship and equivalence between the BFKL and dipole equation kernels are investigated by means of explicit calculations in light-cone perturbation theory. A dipole equation, equivalent to the usual equation for interactions between four reggeized gluons, is given in the large N_c limit. The leading trajectory of the four-gluon system is bounded by $2\alpha_{IP} - 1$ with α_{IP} being the BFKL pomeron intercept. [17]

An important property of the saturation formalism is the geometric scaling phenomenon [18], which means that the scattering amplitude and corresponding cross sections can scale on the dimensionless scale $\tau = \mu^2/Q_s^2$, where μ^2 is the typical semihard scale in the scattering process. For instance, $\mu^2 = Q^2$ is the photon virtuality in DIS (i.e., the nucleon structure functions F_2 , F_L) and Deeply Virtual Compton Scattering (DVCS) processes or $\mu^2 = (Q^2 + M_V^2)$ in case of exclusive electroproduc-

^{*} guilhermepeccini@gmail.com

[†] fabiokopp@gmail.com

[‡] magnus@ufpr.br

[§] daniel.fagundes@ufsc.br

tion ($Q^2 \neq 0$) and photoproduction ($Q^2 = 0$) of vector mesons of masses M_V . Deviations from geometric scaling are also known when the system is far from the saturation domain. Geometric scaling is an intrinsic property of non-linear QCD evolution equations [4–6] in the asymptotic energy regime, $\sqrt{s} \rightarrow \infty$. This scaling property has been used in recent years to construct phenomenological models for the QCD dynamics at high energies. A very intuitive picture of inclusive or exclusive DIS process is the color dipole picture [19–22]. In that picture the Deep Inelastic Scattering process can be seen as a succession in time of three factorisable subprocesses: i) the photon fluctuates in a quark-anti-quark pair with transverse separation $r \sim 1/Q$ long after the interaction, ii) this color dipole interacts with the nucleon target, iii) the quark pair is projected into the considered final state. The nucleon structure function is related to the γ^*p cross section as $F_2(x, Q^2) = \frac{Q^2}{4\pi^2\alpha_{em}}\sigma_{tot}^{\gamma^*p}$. The latter is the overlap of the dipole cross section on the transverse and longitudinal photon wave-functions. The interaction is then factorized in the simple formulation [19–22],

$$\sigma_{tot}^{\gamma^*p}(W_{\gamma p}, Q^2) = \int dz d^2\mathbf{r} (|\Psi_T(z, \mathbf{r})|^2 + |\Psi_L(z, \mathbf{r})|^2) \times \sigma_{dip}(\tilde{x}, \mathbf{r}), \quad (1)$$

where z is the longitudinal momentum fraction of the quark in the color dipole, $\tilde{x} = \frac{Q^2 + m_q^2}{W_{\gamma p}^2 + Q^2}$ is equivalent to the Bjorken variable and provides an interpolation for the $Q^2 \rightarrow 0$ limit. The mass of the quark of flavor f is labeled as m_f . The photon wave-functions $\Psi_{T,L}(r, z; Q^2)$ are determined from light cone perturbation theory and the dipole hadron cross section $\sigma_{dip}(x, r) = 2 \int d^2b N_{dip}(x, r, b)$ contains all information about the target and the strong interaction physics (including the impact parameter, b , dependence). As an example, the celebrated GBW parameterization [14, 23] takes the eikonal-like form,

$$\sigma_{dip}(x, \mathbf{r}^2) = \sigma_0 \left[1 - \exp\left(-\frac{\mathbf{r}^2 Q_s^2}{4}\right)^{\gamma_s} \right], \quad (2)$$

$$Q_s^2(x) = \left(\frac{x_0}{\tilde{x}}\right)^\lambda \text{GeV}^2. \quad (3)$$

where Q_s is the saturation scale. The parameters are obtained from fit to the HERA data producing $\sigma_0 = 27.43$ mb, $\lambda = 0.248$ and $x_0 = 0.40 \cdot 10^{-4}$ for a 5-flavor analysis (See Ref. [24] for an updated fitting procedure). Here, additional parameters are the effective light quark mass, $m_f = 0.14$ GeV, which plays the role of a regulator at the photoproduction limit. The charm (bottom) mass is set to be $m_c = 1.4$ (4.6) GeV. The GBW parameterization presents a geometric scaling form, $\sigma_{dip} \propto f(\mathbf{r}^2 Q_{sat}^2)$. For small dipoles $\mathbf{r}^2 \leq 1/Q_{sat}^2$ it can be approximated by $\sigma_{dip} \simeq \sigma_0(\mathbf{r}^2 Q_{sat}^2/4)$, where the effective anomalous dimension is equal to one, $\gamma_s = 1$.

The advent of the LHC opened a new window for the studies on diffraction, elastic and inelastic scattering as they are not strongly contaminated by non-diffractive

events. This is translated in the Regge theory language saying that the scattering amplitude is completely determined by a Pomeron exchange. The current measurements on these soft observables at the LHC in proton-proton collisions span a wide range energies from 100 GeV including the very recent LHC data at 2.76, 7.0, 8.0 and 13 TeV [25–33]. In the context of saturation physics the soft Pomeron may be understood as a unitarised perturbation Pomeron [34]. It can be shown that the trajectory of the soft Pomeron could emerge as a result of interplay between perturbative physics of the hard Pomeron and the confining properties of the QCD vacuum. Specifically, local unitarisation in the impact parameter plane can lead to a reasonable description of intercept and the slope of soft Pomeron [34]. In the present work, we investigate the soft observable in the small- t regime within the color dipole picture and parton saturation approaches. The paper is organized as follows. In the next section we summarize the theoretical information to compute the cross section for hadron-hadron collisions in two color dipole approaches. First, we consider the asymptotic cross section following Ref. [3], where the pp cross section is assumed to be dominated by two-gluon production in final state, $pp \rightarrow gg + X$. There, the main ingredients are the gluon distribution of the projectile and the partonic cross section associated to the interaction $gN \rightarrow gg + X$. We also consider the model presented in Ref. [1], where the cross section for hadron-proton collision is viewed in a similar way as Eq. (1), where the virtual photon wavefunction is replaced by the corresponding wave function for the hadron projectile. The hadron-proton interaction is computed using the dipole-proton amplitude constrained by DIS data. The numerical results from both models are compared to experimental measurements focusing in the LHC kinematic regime. In the last section we discuss the main theoretical uncertainties and present the main conclusions.

II. COLOR DIPOLE MODELS

A. Asymptotic model

Our first investigation will consider the color dipole approach applied to hadron-hadron collisions proposed in Ref. [3]. For simplicity, we address initially the case for proton-proton collisions in colliders. The formalism is able to provide us the production cross section of (heavy or light) quark pairs or gluons at the final state. Namely, similarly to photon-hadron interactions, the total quark production cross section is given by [35, 36],

$$\sigma(pp \rightarrow q\bar{q}X) = 2 \int_0^{-\ln(\frac{2m_q}{\sqrt{s}})} dy x_1 G(x_1, \mu_F^2) \times \sigma(GN \rightarrow q\bar{q}X), \quad (4)$$

where $y = \frac{1}{2} \ln(x_1/x_2)$ is the rapidity of the pair, $\mu_F \sim m_Q$ is the factorization scale. The quantity $x_1 G(x_1, \mu_F^2)$

is the projectile gluon density at scale μ_F and the partonic cross section $\sigma(GN \rightarrow q\bar{q}X)$ is given by [35],

$$\sigma(GN \rightarrow q\bar{q}X) = \int dz d^2\mathbf{r} |\Psi_{G \rightarrow q\bar{q}}(z, \mathbf{r})|^2 \times \sigma_{q\bar{q}G}(z, \mathbf{r}), \quad (5)$$

with $\Psi_{G \rightarrow q\bar{q}}$ being the pQCD calculated distribution amplitude, which describes the dependence of the $|q\bar{q}\rangle$ Fock component on transverse separation and fractional momentum. It is given by,

$$|\Psi_{G \rightarrow q\bar{q}}(z, \mathbf{r})|^2 = \frac{\alpha_s(\mu_R)}{(2\pi)^2} \left\{ m_q^2 K_0^2(m_q r) + \left[z^2 + (1-z)^2 \right] m_q^2 K_1^2(m_q r) \right\}, \quad (6)$$

where $\alpha_s(\mu_R)$ is the strong coupling constant, which is probed at a renormalization scale $\mu_R \sim m_Q$. We notice that the wavefunction will lead to a dominance of dipole sizes around $r \sim 1/m_q$ in the corresponding r -integration. Therefore, for heavy quark production the color transparency behavior from dipole cross section, $\sigma_{dip}(r) \propto r^2$, will be the main contribution (pQCD). In the charm case, an important contribution should come from saturation region as the typical dipole size, $r \simeq 1 \text{ GeV}^{-1}$, can reach order of magnitude similar to the saturation radius, $R_s(x) = 1/Q_s(x) \propto (\sqrt{s})^{-\lambda/2}$ (with $\lambda \simeq 0.3$). On the other hand, for light quarks, $m_q \simeq 0.14 \text{ GeV}$, we are deep in the parton saturation (very low- x_2 and small scale of probe) and non-perturbative regions. This will be the case in the following calculation.

In the partonic cross section, $\sigma_{q\bar{q}G}$ is the cross section for scattering a color neutral quark-antiquark-gluon system on the target and is directly related with the dipole cross section as follows

$$\sigma_{q\bar{q}G} = \frac{9}{8} [\sigma_{dip}(x_2, z\mathbf{r}) + \sigma_{dip}(x_2, \bar{z}\mathbf{r})] - \frac{1}{8} \sigma_{dip}(x_2, \mathbf{r}). \quad (7)$$

Here, the main idea is that at high energies a gluon G from the hadron projectile can develop a fluctuation which contains a $Q\bar{Q}$ pair. Interaction with the color field of the target then may release these heavy quarks. Such an approach is valid for high energies, where the coherence length $l_c \approx 1/x_2$ is larger than the target radius. Hence, it is a natural framework to include the parton saturation effects and to make use of the fact that the dipole cross section is universal, i.e., it is processed independently. For sake of completeness, the parton momentum fractions are written in terms of quark pair rapidity and masses, $x_{1,2} = \frac{2m_Q}{\sqrt{s}} \exp(\pm y)$.

Following Ref. [3], we obtain the asymptotic hadron-hadron total cross section within the color dipole approach considering the dominant process, $pp \rightarrow GGX$, at high energies. Now, the gluon G from the projectile hadron develops a fluctuation which contains a two-gluon (GG) pair which further interacts with the target's color field. Accordingly, the expression for the total cross section

for gluon production at final state is given by [37],

$$\sigma_{pp \rightarrow GGX} = 2 \int_0^{\tilde{y}} dy x_1 G(x_1, \mu_F^2) \sigma(GN \rightarrow GGX), \quad (8)$$

where $\tilde{y} = -\ln\left(\frac{2m_G}{\sqrt{s}}\right)$ and the effective gluon mass, m_G , has been introduced in order to regularize the calculation. Thus, in this case one has $x_{1,2} = \frac{2m_G}{\sqrt{s}} \exp(\pm y)$.

The new partonic cross section $\sigma_{GN \rightarrow GGX}$ is given by,

$$\sigma_{GN \rightarrow GGX} = \int dz d^2\mathbf{r} |\Psi_{G \rightarrow GG}(z, \mathbf{r})|^2 \sigma_{GGG}(z, \mathbf{r}), \quad (9)$$

with $\Psi_{G \rightarrow GG}$ being the corresponding distribution amplitude associated to the $|GG\rangle$ Fock state. It is obtained from Eq. (6) in the following way, $|\Psi_{G \rightarrow GG}|^2 = 2(N_c - 1)|\Psi_{G \rightarrow q\bar{q}}|^2$. The partonic cross section, σ_{GGG} , is the cross section for scattering a color neutral three gluon system on the target and is directly related with the dipole cross section in the following way [37],

$$\sigma_{GGG} = \frac{1}{2} [\sigma_{dip}(x_2, z\mathbf{r}) + \sigma_{dip}(x_2, \bar{z}\mathbf{r}) + \sigma_{dip}(x_2, \mathbf{r})]. \quad (10)$$

The approach described above is derived from the nonlinear k_\perp -factorization approach for the production of hard gluon-gluon dijets in gluon-hadron collisions when the coherence condition holds. This gluon-gluon dijet cross section can be investigated in different color representations and their classification in universality classes can be defined.

Now, we will present the corresponding phenomenology using Eq. (8). From Ref. [3], basically we identify two main shortcomings: the very low value for the effective gluon mass, $m_G = 154 \text{ MeV} < \Lambda_{QCD}$, and the identification of the scale μ with the starting evolution scale in the gluon PDFs considered, $\mu^2 = Q_0^2$. Here, we will use the value $m_G = 400 \text{ MeV}$ that is consistent with the usual values in Refs. [38–40]. Moreover, the gluon PDF probed in the low scale $\mu^2 = m_G^2 = 0.16 \text{ GeV}^2$ will be given by a prediction from the parton saturation physics,

$$x G(x, Q^2) = \frac{3\sigma_0 Q_s^2}{4\pi^2 \alpha_s} \left[1 - \left(1 + \frac{Q^2}{Q_s^2} \right) e^{-\frac{Q^2}{Q_s^2}} \right], \quad (11)$$

where updated values for the GBW model parameters have been used [24]. Consistently, for the dipole cross section we have used the GBW parametrization. It should be stressed that the result is parameter free and corresponds to the soft Pomeron contribution to the cross section.

Finally, we have also considered another color dipole approach addressing the soft scattering processes. In such a case, other observables can be described as the elastic cross section and the elastic slope parameter.

B. b-CGC and Eikonal models

We follow Ref. [1] and compute the total cross section in following way,

$$\sigma_{tot}^{hp}(s) = 2 \int d^2b d^2r dz |\psi_h(r, z)|^2 N(s, r, b), \quad (12)$$

which depends on the color dipole amplitude, $N(s, r, b)$, and on the hadron wavefunction, $\Psi_h(r, z)$. The expression resembles the same equation for the DIS description within the color dipole approach. That is, the photon wavefunction is replaced by the hadron one. Furthermore, we consider the exponential approximation of the elastic differential cross section at the diffraction peak,

$$\frac{d\sigma_{el}}{dt} \simeq \frac{d\sigma_{el}}{dt} \Big|_{t=0} e^{B_{el}t} = \frac{\sigma_{tot}^2(1+\rho^2)}{16\pi} e^{B_{el}t}, \quad (13)$$

where $t = -q_t^2$ is the momentum transfer in a hp collision, ρ is the real-to-imaginary ratio of the forward elastic amplitude

$$\rho^{hp}(s) = \frac{\text{Re}A_{el}(s, t=0)}{\text{Im}A_{el}(s, t=0)} \simeq \frac{\pi}{2\sigma_{tot}^{hp}} \frac{d\sigma_{tot}^{hp}}{d\ln(s/s_0)}, \quad (14)$$

and the slope, $B_{el}^{hp}(s) = B_0 + B'(s)$ with $B_0 = 7.8 \text{ GeV}^{-2}$ and

$$B'(s) = \frac{\int b^2 d^2b d^2r |\psi_h(r)|^2 N(r, b, x)}{\sigma_{tot}} = \frac{1}{2} \langle b^2 \rangle. \quad (15)$$

In eq.(14) we invoke a first order Derivative Dispersion Relation (DDR) to provide an estimate of the parameter ρ at LHC energies, specially at 13 TeV. Once the leading terms in the amplitude of dipole models are interpreted here in the Regge language as Pomeron terms (soft + hard), we have not accounted for Odderon signatures. Therefore, our predictions for pp and $p\bar{p}$ observables are degenerate (the same being true for $\pi^\pm p$).

Finally, the elastic cross section can be computed by integrating eq. (13) to give (as $\rho^2 \ll 1$):

$$\sigma_{el}^{hp}(s) \simeq \frac{[\sigma_{tot}^{hp}(s)]^2}{16\pi B_{el}^{hp}(s)}. \quad (16)$$

Here, in the meson-proton scattering the meson is treated as a $q\bar{q}$ pair and calculations follows that of DIS, i.e., the interaction of a color dipole with a proton target and saturation physics can be embedded in the dipole amplitude. Similar approach have been considered also in Refs.[41, 42], where the Pomeron dynamics is written in terms of the dipole-dipole cross section. For instance, in Ref. [41] the large dipoles are dominated by a soft Pomeron contribution whereas small dipoles are driven by a hard Pomeron. On the other hand, in Ref. [42], based on the Mueller's cascade model the authors discuss several contribution including the effect of Pomeron loops.

For the wave functions of mesons and baryons, we use the phenomenological ansatz by Wirbel-Stech-Bauer (WSB) [41], which gives:

$$\psi_h(z, r) = \sqrt{\frac{z(1-z)}{2\pi S_h^2 N_h}} \exp\left(-\frac{(z-\frac{1}{2})^2}{4\Delta z_h^2} - \frac{r^2}{4S_h^2}\right), \quad (17)$$

where the hadron wave function is normalized to unity

$$\int dz d^2r |\psi_h(z, r)|^2 = 1.$$

This condition yields the following normalization constant, N_h :

$$N_h = \int_0^1 dz z(1-z) e^{-(z-\frac{1}{2})^2/2\Delta z_h^2}. \quad (18)$$

Therefore, mesons and baryons are assumed to have a $q\bar{q}$ and quark-diquark valence structure. As quark-diquark systems are equivalent to $q\bar{q}$ systems, this allows us to model not only mesons but also baryons as color-dipoles. The values of parameters in our case are the following: $\Delta z_h = 0.3 (0.2)$ and $S_h = 0.86 (0.607)$ fm, for $p/\bar{p} (\pi^\pm)$, respectively [41]. S_h is a fit parameter which gives a measure of the transverse hadronic radius. Hence, as the hadron wave function has a Gaussian profile which is centered at S_h (see Eq. (17)), it is expected that dipoles with approximately the hadron radius dominate the contribution to the cross sections.

Before discussing an impact-parameter dipole amplitude extracted from DIS data, we would need to rewrite the energy dependence from photon-hadron scattering in terms of the appropriate Bjorken scaling variable- x . In this work, the following ansatz has been considered:

$$\frac{1}{x} = \frac{sr^2}{(s_0 R_c^2)}, \quad (19)$$

which has been successfully considered in Ref. [43] and where $s_0^2 \sim m_h^2$ and $R_c = 0.2 \text{ fm}$. Such an ansatz is numerically equivalent to the proposal $\frac{1}{x} = \frac{s}{Q_0^2}$, with $Q_0^2 \sim (2m_q)^2 \simeq m_h^2$, made in Ref. [1]. For simplicity and faster numerical calculation we consider the last relation, where Q_0^2 is a free parameter to be fitted to the total cross section data, above cm energies $\sqrt{s} \gtrsim 100 \text{ GeV}$.

For the impact-parameter amplitude we first consider the parametrization based on the Color Glass Condensate ideas (called from now on b-CGC model). In the b-CGC, the color dipole-proton amplitude is given by,

$$N(x, r, b) = \begin{cases} N_0 \left(\frac{rQ_s}{2}\right)^{2\gamma_{eff}}, & rQ_s \leq 2 \\ 1 - \exp[-\mathcal{A} \ln^2(\mathcal{B}rQ_s)], & rQ_s > 2 \end{cases}, \quad (20)$$

where the effective anomalous dimension and the saturation scale, Q_s , are defined as:

$$\gamma_{eff} = \gamma_s + \frac{1}{\kappa\lambda Y} \ln\left(\frac{2}{rQ_s}\right), \quad (21)$$

$$Q_s = \left(\frac{x_0}{x}\right)^{\frac{\lambda}{2}} \exp\left\{-\frac{b^2}{4\gamma_s B_{CGC}}\right\}, \quad (22)$$

where, accordingly, $Y = \ln(1/x)$ and $\kappa = \chi''(\gamma_s)/\chi'(\gamma_s) = 9.9$, with χ being the LO BFKL characteristic function. The updated values for the model's parameters are the following: $B_{CGC} = 5.5 \text{ GeV}^{-2}$, $\gamma_s = 0.6492$, $N_0 = 0.3658$, $x_0 = 6.9 \times 10^{-4}$ and $\lambda = 0.2023$, which have been published in Ref. [44]. That fit was performed in the range $x \leq 0.01$ and $Q^2 \in [0.75, 650] \text{ GeV}^2$, with $m_c = 1.4 \text{ GeV}$, using high precision combined HERA data.

We have also tried an eikonal-like expression for the dipole amplitude, which has a different impact parameter dependence. The function $S(b)$ is now described by the dipole profile function. Namely, the amplitude has the following form:

$$N(x, r, b) = 1 - \exp\left(-\frac{1}{2}\hat{\sigma}(x, r)S(b)\right), \quad (23)$$

with

$$\hat{\sigma}(x, r) = \sigma_0 \frac{(rQ_s(x))^2}{4}, \quad (24)$$

$$S(b) = \frac{2\beta b}{\pi R^2} K_1(\beta b). \quad (25)$$

Moreover, we have considered the parameters for $\hat{\sigma}$ from the GBW saturation model [24], taking $R^2 = 4.5 \text{ GeV}^{-2}$ and $\beta = \frac{\sqrt{s}}{R}$.

The eikonal-like model above is strongly inspired in the success obtained in Ref. [45], where an universal expression of cross sections for the exclusive vector meson production and Deeply Virtual Compton Scattering (DVCS) in photon-proton and photon-nucleus interactions based on the geometric scaling phenomenon has been obtained. Using the same form, Eq. (23), it was found a theoretical parameterization based on the scaling property where cross sections depend only on the single variable $\tau = (\mu^2/Q_s^2)$ ($\mu^2 = Q^2 + m_V^2$ for vector mesons and $\mu^2 = Q^2$ for DVCS, respectively). In that work, the saturation scale controls the energy dependence and nuclear effects as well. The eikonal-like model then describes all available data from DESY-HERA for ρ , ϕ , J/ψ production and DVCS measurements. Furthermore, the photonuclear cross sections for ρ and J/ψ production extracted from the ultraperipheral heavy ion collisions at the LHC, i.e., $\sigma(\gamma Pb \rightarrow VM + Pb)$, are also quite well described.

III. FIT RESULTS AND DISCUSSION

A. Total and Elastic Cross Sections

Fits to the pp and $\bar{p}p$ total cross sections for the three models presented in last section are shown in Fig 1. Both accelerator and cosmic rays data have been gathered from PDG2018 review [25], recent LHC measurements, mostly by TOTEM and ATLAS Collaborations [26–33] as well as from Auger and Telescope Array Collaborations [46, 47].

All fits have been performed using the TMINUIT class of the ROOT framework [48], through the MIGRAD algorithm. Specifically, we minimize the total cross section data pp , $\bar{p}p$ and π^+p scatterings for $\sqrt{s} \geq 100 \text{ GeV}$, using the chi-squared per degrees of freedom (d.o.f.), $\chi^2/\text{d.o.f.}$, criterium as a goodness of fit estimator. As previously mentioned, the Asymptotic model has only fixed parameters and for b-CGC and the Eikonal models the only fit parameter to be tuned is Q_0^2 . Best fit parameters of these models are thus given in Table I.

TABLE I. Best fit parameter Q_0^2 and chi-squared per degree of freedom ($\chi^2/\text{d.o.f.}$) of fits to pp and π^+p total cross section data for b-CGC and Eikonal models.

Model	$Q_0^2 [\text{GeV}^2]$	$\chi^2/\text{d.o.f.}$
b-CGC (pp)	$(9.44 \pm 0.57) \times 10^{-5}$	$518.40/22 = 23.6$
b-CGC (π^+p)	0.10 ± 0.12	$9.88/6 = 1.65$
Eikonal (pp)	0.308 ± 0.019	$70.25/22 = 3.19$
Eikonal (π^+p)	13 ± 14	$9.25/6 = 1.54$

As shown in Figs. 1 and 2, the Asymptotic model provides a reasonable description of the data in the wide energy range, $100 \text{ GeV} < \sqrt{s} < 13 \text{ TeV}$. This feature can be related to dominant role of gluon production at very low- x , as the model has only four fixed parameters, namely m_G , σ_0 , x_0 and λ .

On the other hand, the b-CGC model gives a slowly rising total cross section, with a pre-asymptotic form $\sigma_{tot} \sim a \ln s$. Such a behavior is related to the fact that dipoles with sizes nearly the proton radius dominate once the hadron wave function has a Gaussian profile centered at R_p . For $rQ_s \geq 2$, the dipole cross section in b-CGC is mainly driven by the BK asymptotic solution (see Eq. (20)). At high energies (small x), the saturation scale grows. Thereby, the quantity rQ_s becomes larger and the dipole amplitude tends to the unity, which leads to the saturation regime. At LHC and cosmic rays energies, the system is saturated and the cross section has already reached its limit.

Regarding the Eikonal model, the profile function considered, $S(b) \sim \frac{b}{R} K_1(\frac{b}{R})$, results in a asymptotic total cross section, $\sigma_{tot} \sim \ln^2 s$, as long as $1/x \sim s$, as stated by the ansatz (19) [1]. This Froissart-bounded cross section can be naturally obtained in structure function models with leading asymptotic form $F_2(x) \sim \ln^2(1/x)$, at low- x , such as in the model by Block-Durand-Ha [51, 52], whose analytical form ultimately leads to the dipole cross section given in Ref. [3]. Thus, a deep link between dipole cross section (and its sizes) and the total cross section can not only be anticipated at very high-energies, but it is essential to understand low- x parton dynamics. In addition, the same asymptotic energy behavior is seen in soft Pomeron models, such as BLM [53], COMPETE [54] and PDG [25].

To establish a direct comparison with other popular models of current Regge phenomenology we also plot in

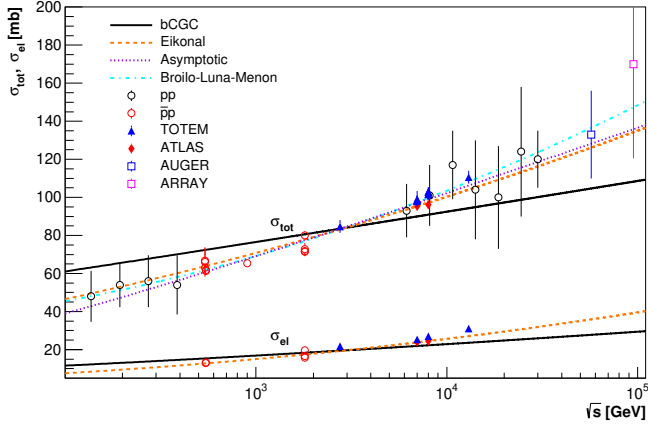


FIG. 1. The total and elastic cross sections for pp collisions. The upper cross sections are total cross sections, while the lower ones are the elastic cross sections. Tevatron, SPS, LHC and cosmic rays data are presented [26–33, 46, 47] The lines are results from models considered with fitted parameter Q_0^2 .

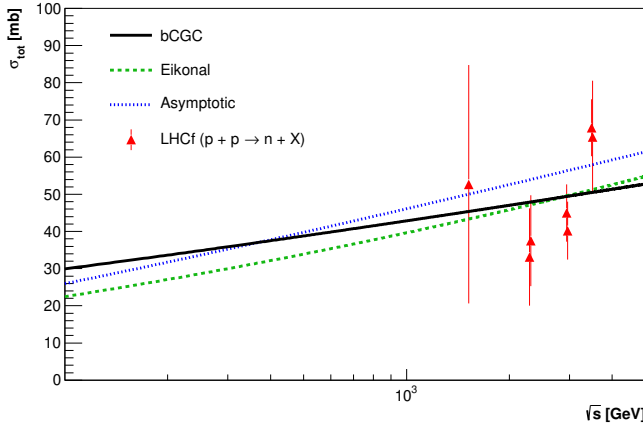


FIG. 2. The total cross section for π^+p collisions. Data are obtained from inclusive leading neutrons spectra in the LHCf collaboration of the LHC [49, 50].

Fig. 1 the prediction of the model by Broilo-Luna-Menon (BLM) [53], in which the energy dependence of the soft Pomeron is parametrized as follows (Modell II):

$$\sigma_{tot}^{\mathbb{P}}(s) = A + D \ln^2(s/s_0), \quad (26)$$

where $A = 29.6 \pm 1.2 \text{ mb}$, $D = 0.251 \pm 0.010 \text{ mb}$ and $s_0 = 4m_p^2 \simeq 3.521 \text{ GeV}^2$. As this model is inspired in the COMPETE analysis (pre-LHC) [54–56] we shall refer to it as “Broilo-Luna-Menon (BLM)” model.

We have also estimated the pion-proton total cross section. Our predictions are shown in Fig. 2 compared to recently extracted data from leading neutron production in the TeV region [49, 50] by using recent data from the LHCf Collaboration [57] The magnitude and energy evolution predicted by the models tested is in quite good agreement with the data, despite their large error bars.

For the Asymptotic model we use the additive quark model, where $\sigma_{tot}^N/\sigma_{tot}^{\pi} = 2/3$. Regarding the b-CGC

and Eikonal models, we explicitly take into account $|\psi_\pi(z, r)|^2$ from Eq. (17).

Predictions of models for the total cross section at LHC energies of 7 TeV, 8 TeV, 13 TeV and 14 TeV and at the cosmic ray energies, 57 TeV (Pierre Auger Observatory) and 95 TeV (Telescope Array), are shown in Table II. It is important to mention that we have not presented the b-CGC predictions because it did not have a good agreement with data, as it can be clearly seen in Fig 1. Thereby, for the observables calculated in the next sections, we will not take into account the results presented by this model.

TABLE II. Predictions of $\sigma_{tot}^{pp/\bar{p}p}$ for the Asymptotic and Eikonal models.

\sqrt{s} (TeV)	Asymptotic - $\sigma_{tot}^{pp/\bar{p}p}$ (mb)	Eikonal - $\sigma_{tot}^{pp/\bar{p}p}$ (mb)
7.0	96.9	95.4
8.0	99.0	97.2
13	106	104
14	107	105
57	128	126
95	136	134

B. Real-to-imaginary ratio and the forward slope

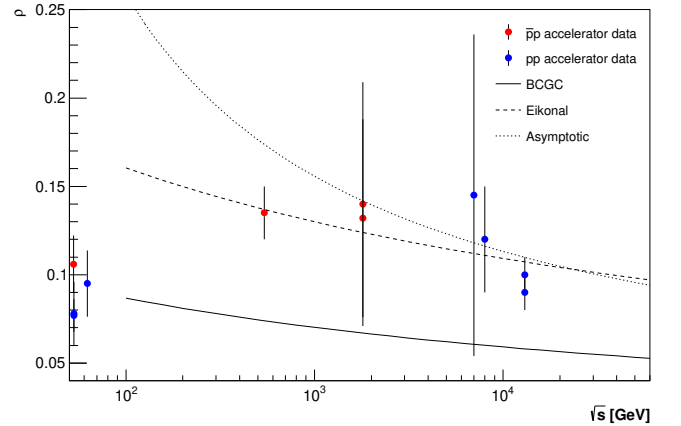


FIG. 3. Real-to-imaginary ratio predictions of models b-CGC, Eikonal and Asymptotic together with recent LHC data [28].

Furthermore, we also give predictions for two forward energy-dependent observables: (i) $\rho^{pp,\bar{p}p}(s)$, the real-to-imaginary ratio of the elastic amplitude, which follows in Fig. 3 and (ii) $B_{el}^{pp,\bar{p}p}(s, t = 0)$ the forward slope, which is shown in Fig. 4. Both plots comprise very recent LHC data and specially for ρ , an adequate description of the LHC13 datum (within error bars) is achieved. On the one hand, predictions from dipole models deviate significantly from the data, specially the b-CGC model. Such behavior is related to the very rapid decrease of the b distribution at large impact parameters,

$N(r, x, b) \sim 1 - \exp^{-\alpha(r, x)b^4}$, which approximately follows a black-disk shape, $N(r, x, b) \sim \Theta(b - R)$, and leads to an almost flat energy dependence of B_{el} . We recall that such behavior is very similar to those presented in Ref. [1], where the GBW and Glauber-Mueller models for dipole cross section were considered.

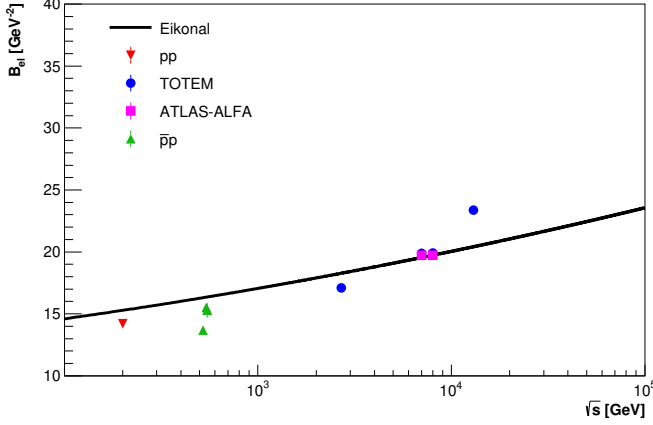


FIG. 4. Energy dependence of the slope, B_{el}^{pp} , predicted by the Eikonal and b-CGC models.

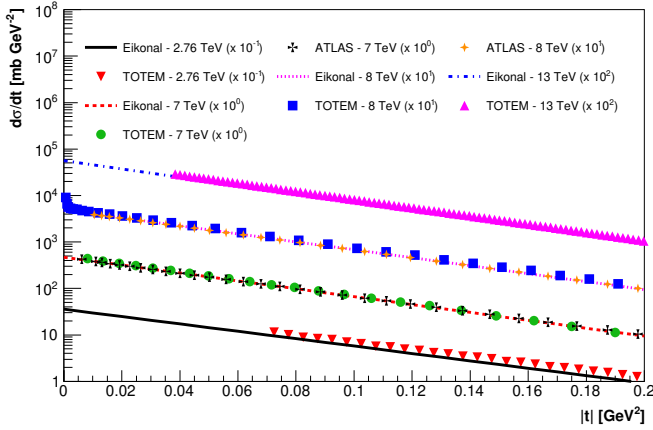


FIG. 5. Differential elastic cross section data measured by the ATLAS and TOTEM Collaboration at $\sqrt{s} = 2.76 \text{ TeV}$ [58], 7 TeV [31, 59], 8 TeV [29, 30] and 13 TeV [60] and predictions of the Eikonal model in the region $0 < -t \lesssim 0.2 \text{ GeV}^2$.

Conversely, due to smoother b -distribution given in Eqs. (23) and (25), the Eikonal model shows a better agreement with data, yielding a more acceptable trend of rising for $B_{el}(s)$. Indeed, as we show in Fig. 5, predictions of this model for the elastic differential cross section reproduce the general structure of the diffraction cone ($0 < -t \lesssim 0.2 \text{ GeV}^2$) at LHC energies, especially at 7.0 and 8.0 TeV.

C. Low mass diffraction

For incorporating color transparency in a natural way, color dipole models are a perfect framework to study inelastic diffraction. Indeed, color dipoles can be regarded as eigenstates of diffraction [61].

In the one-channel models we have developed so far, low mass inelastic diffractive eigenstates can be treated using the Good-Walker (GW) mechanism [62]. Since diffraction arises from fluctuations in high-energy scattering amplitude, we calculate the contribution of color dipoles to the single diffractive cross section in the low mass (LM) region through the following relation:

$$\sigma_{SD}^{LM}(s) = \langle N^2 \rangle - \langle N \rangle^2, \quad (27)$$

where

$$\begin{aligned} \langle N^2 \rangle &= \left(\int d^2b \int dz d^2r |\Psi_h(r, z)|^2 N^2 \right), \\ \langle N \rangle &= \int d^2b \left(\int dz d^2r |\Psi_h(r, z)|^2 N \right). \end{aligned}$$

The first term in Eq. (27) encompasses the quasi-elastic cross section term, where excitations of the target (beam) particle can occur in the interaction with dipoles within the proton. The second term corresponds to the pure elastic scattering term. The predictions for the dipole models are presented in Fig. 6, as a function of the center-of-mass energy. The theoretical curves are compared to non-LHC collider data (ISR [63], UA4 [64], UA5 [65], E710 [66] and CDF [67]) and the recent LHC measurements. In particular, we consider the ALICE data [68] at $\sqrt{s} = 0.9, 2.76$ and 7 TeV ($M_X < 200 \text{ GeV}/c^2$), the measurements of TOTEM [69] ($3.4 < M_X < 1100 \text{ GeV}/c^2$) and CMS [70] ($12 < M_X < 394 \text{ GeV}/c^2$), as well.

The Good-Walker formalism was originally conceived so as to describe a system of a nucleon plus its diffractive N^* isobars. Clearly, this simplistic approach is not suitable for high energy diffraction where M_{diff}^2 is bounded by $0.05s$, leading to a continua of diffractive Fock states [71].

GW models shortcomings are amended once multi Pomeron interactions are included, leading to a high mass diffraction [72]. If we consider a single diffractive channel $p + p \rightarrow p + M_{SD}$, Mueller's triple Pomeron mechanism yields high SD mass which in non GW [71].

CDF analysis suggests a relatively large value for G_{3IP} . Therefore, it is necessary to consider a very large family of multi Pomeron interactions (enhanced IP) which are not included in the GW formalism. This dynamical feature becomes significant above Tevatron energy and leads to profound differences in the calculated values of soft cross sections. As expected, it can be seen in Fig. 6 that GW formalism does not show good results at high energies due to the fact that high mass diffraction is not taken into account. The GW approach just considers elastic processes, i.e., on the forward direction. Hence,

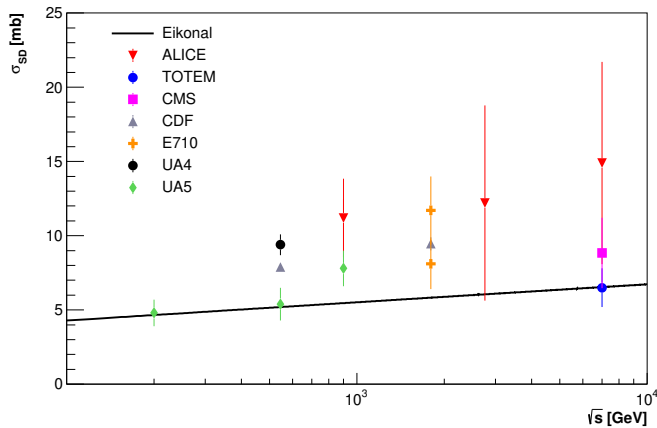


FIG. 6. Single diffractive (SD) cross section for the reaction $pp/\bar{p} \rightarrow pX$ as a function of centre-of-mass energy, \sqrt{s} . The curves are the results for distinct color dipole amplitudes and consider only low mass diffraction contribution.

only the low mass diffraction is taken into account. However, at high energies the high mass contribution plays a significant role as peripheral regions of the hadrons, i.e., inelastic processes, cannot be neglected in the computing of σ_{SD} .

As a final comment on the expression, Eq. (27), for the low-mass contribution to the SD cross section we see it is suitable for computing the corresponding proton-nucleus (pA) cross section. This can be performed by replacing the proton profile function $S(b)$ in our case by that one extracted from nuclear form-factors, $S_A(b)$ (Woods-Saxon or similar parametrizations). The investigation about the size of nuclear effects in single diffraction is an open question in literature. For instance, in Ref. [73] predictions for SD cross section in pPb collisions at the LHC are obtained in the context of Glauber model for nuclear scatterings and taking into account Regge phenomenology (including an effective Pomeron flux, which describes the measured SD cross section in pp collisions). Recently, in Ref. [74] the authors investigate the diffrac-

tive excitation in pA collisions based on the dynamics of relativistic nuclear collisions through the concept of hadronic cross-section fluctuations. These fluctuations are related to inelastic shadowing and diffractive dissociation and their effect decreases at larger energies and heavier nuclei.

IV. SUMMARY

In summary, we have applied to soft hadron-hadron scattering the color dipole picture including the parton saturation phenomenon as the transition region between soft and hard domain. We have shown that the inclusive process is mainly driven for dipole sizes near the saturation radius in the high energy regime. The main advantage is that the corresponding phenomenology is almost free of parameter as they are completely constrained from DIS data in ep interactions. The models rely on the dipole cross section or b -dependent dipole amplitude and indicate that the impact parameter profile is crucial for a good data description. In this context, our best results followed from the Eikonal model, for which a smoother impact parameter structure was built. In fact, the wealth of high energy elastic scattering data can be nicely described by this model, including σ_{tot} , σ_{el} , ρ , $d\sigma_{el}/dt$ in the diffraction cone and σ_{SD} in the low mass region, using an one-channel eikonal approach. These findings indicate a possible path of exploring even further the color dipole formalism as an alternative approach to the more traditional Regge-Pomeron calculus to handle soft hadron-hadron and hadron-nucleus scattering processes, where, for instance, the role of multiple parton interactions can be properly addressed. We are currently investigating this possibility.

ACKNOWLEDGMENTS

This work was partially financed by the Brazilian funding agencies CNPq and CAPES. DAF acknowledges the support by the project INCT-FNA (464898/2014-5).

-
- [1] J. Bartels, E. Gotsman, E. Levin, M. Lublinsky, and U. Maor, Phys. Lett. **B556**, 114 (2003), hep-ph/0212284.
 - [2] F. Carvalho, F. O. Duraes, V. P. Goncalves, and F. S. Navarra, Mod. Phys. Lett. **A23**, 2847 (2008), 0705.1842.
 - [3] C. A. Argüelles, F. Halzen, L. Wille, M. Kroll, and M. H. Reno, Phys. Rev. **D92**, 074040 (2015), 1504.06639.
 - [4] F. Gelis, E. Iancu, J. Jalilian-Marian, and R. Venugopalan, Ann. Rev. Nucl. Part. Sci. **60**, 463 (2010), 1002.0333.
 - [5] H. Weigert, Prog. Part. Nucl. Phys. **55**, 461 (2005), hep-ph/0501087.
 - [6] J. Jalilian-Marian and Y. V. Kovchegov, Prog. Part. Nucl. Phys. **56**, 104 (2006), hep-ph/0505052.
 - [7] A. C. Caldwell and M. S. Soares, Nucl. Phys. **A696**, 125 (2001), hep-ph/0101085.
 - [8] H. Kowalski and D. Teaney, Phys. Rev. **D68**, 114005 (2003), hep-ph/0304189.
 - [9] J. R. Forshaw, R. Sandapen, and G. Shaw, Phys. Rev. **D69**, 094013 (2004), hep-ph/0312172.
 - [10] C. Marquet, R. B. Peschanski, and G. Soyez, Phys. Rev. **D76**, 034011 (2007), hep-ph/0702171.
 - [11] H. Kowalski, L. Motyka, and G. Watt, Phys. Rev. **D74**, 074016 (2006), hep-ph/0606272.
 - [12] N. Armesto and A. H. Rezaeian, Phys. Rev. **D90**, 054003 (2014), 1402.4831.

- [13] J. R. Forshaw, R. Sandapen, and G. Shaw, *JHEP* **11**, 025 (2006), hep-ph/0608161.
- [14] K. J. Golec-Biernat and M. Wusthoff, *Phys. Rev.* **D60**, 114023 (1999), hep-ph/9903358.
- [15] J. R. Cudell and O. V. Selyugin, *Phys. Lett.* **B662**, 417 (2008), hep-ph/0612046.
- [16] J. R. Cudell, E. Predazzi, and O. V. Selyugin, *Phys. Rev.* **D79**, 034033 (2009), 0812.0735.
- [17] Z. Chen and A. H. Mueller, *Nucl. Phys.* **B451**, 579 (1995).
- [18] A. M. Stasto, K. J. Golec-Biernat, and J. Kwiecinski, *Phys. Rev. Lett.* **86**, 596 (2001), hep-ph/0007192.
- [19] N. N. Nikolaev and B. G. Zakharov, *Z. Phys.* **C49**, 607 (1991), [733(1990)].
- [20] N. Nikolaev and B. G. Zakharov, *Z. Phys.* **C53**, 331 (1992).
- [21] A. H. Mueller, *Nucl. Phys.* **B415**, 373 (1994).
- [22] A. H. Mueller and B. Patel, *Nucl. Phys.* **B425**, 471 (1994), hep-ph/9403256.
- [23] K. J. Golec-Biernat and M. Wusthoff, *Phys. Rev.* **D59**, 014017 (1998), hep-ph/9807513.
- [24] K. Golec-Biernat and S. Sapeta, *JHEP* **03**, 102 (2018), 1711.11360.
- [25] Particle Data Group, M. Tanabashi *et al.*, *Phys. Rev.* **D98**, 030001 (2018).
- [26] F. Nemes, Recent results from 2.76 and 13 TeV p+p collisions from the TOTEM experiment at CERN LHC, in *talk in Zimányi School 2018, Budapest, Hungary, 03-07.12.2018*, February 14th, 2019.
- [27] TOTEM, G. Antchev *et al.*, *Eur. Phys. J.* **C79**, 103 (2019), 1712.06153.
- [28] TOTEM, G. Antchev *et al.*, *Eur. Phys. J.* **C79**, 785 (2019), 1812.04732.
- [29] TOTEM, G. Antchev *et al.*, *Eur. Phys. J.* **C76**, 661 (2016).
- [30] ATLAS, M. Aaboud *et al.*, *Phys. Lett.* **B761**, 158 (2016).
- [31] ATLAS, G. Aad *et al.*, *Nucl. Phys.* **B889**, 486 (2014).
- [32] TOTEM, G. Antchev *et al.*, *Nucl. Phys.* **B899**, 527 (2015).
- [33] TOTEM, G. Antchev *et al.*, *EPL* **101**, 21004 (2013).
- [34] L. Motyka, *Acta Phys. Polon.* **B34**, 3069 (2003).
- [35] N. N. Nikolaev, G. Piller, and B. G. Zakharov, *Z. Phys.* **A354**, 99 (1996), hep-ph/9511384.
- [36] B. Z. Kopeliovich and A. V. Tarasov, *Nucl. Phys.* **A710**, 180 (2002), hep-ph/0205151.
- [37] N. N. Nikolaev, W. Schafer, and B. G. Zakharov, *Phys. Rev.* **D72**, 114018 (2005), hep-ph/0508310.
- [38] D. A. Fagundes, E. G. S. Luna, M. J. Menon, and A. A. Natale, *Nucl. Phys.* **A886**, 48 (2012), 1112.4680.
- [39] C. A. S. Bahia, M. Broilo, and E. G. S. Luna, *Phys. Rev.* **D92**, 074039 (2015), 1510.00727.
- [40] M. Broilo, D. A. Fagundes, E. G. S. Luna, and M. J. Menon, (2019), 1904.10061.
- [41] A. I. Shoshi, F. D. Steffen, and H. J. Pirner, *Nucl. Phys.* **A709**, 131 (2002), hep-ph/0202012.
- [42] C. Flensburg, G. Gustafson, and L. Lonnblad, *Eur. Phys. J.* **C60**, 233 (2009), 0807.0325.
- [43] A. Donnachie and H. G. Dosch, *Phys. Rev.* **D65**, 014019 (2002), hep-ph/0106169.
- [44] A. H. Rezaeian and I. Schmidt, *Phys. Rev.* **D88**, 074016 (2013), 1307.0825.
- [45] F. G. Ben, M. V. T. Machado, and W. K. Sauter, *Phys. Rev.* **D96**, 054015 (2017), 1701.01141.
- [46] Pierre Auger, P. Abreu *et al.*, *Phys. Rev. Lett.* **109**, 062002 (2012), 1208.1520.
- [47] Telescope Array, R. U. Abbasi *et al.*, *Phys. Rev.* **D92**, 032007 (2015), 1505.01860.
- [48] R. Brun and F. Rademakers, *Nucl. Instrum. Meth.* **A389**, 81 (1997).
- [49] R. A. Ryutin, *Eur. Phys. J.* **C77**, 114 (2017), 1612.03418, [Erratum: *Eur. Phys. J.* **C77**, no.12, 843 (2017)].
- [50] V. A. Khoze, A. D. Martin, and M. G. Ryskin, *Phys. Rev.* **D96**, 034018 (2017), 1705.03685.
- [51] M. M. Block, L. Durand, P. Ha, and D. W. McKay, *Phys. Rev.* **D88**, 014006 (2013), 1302.6119.
- [52] M. M. Block, L. Durand, P. Ha, and D. W. McKay, *Phys. Rev.* **D88**, 013003 (2013), 1302.6127.
- [53] M. Broilo, E. G. S. Luna, and M. J. Menon, *Phys. Rev.* **D98**, 074006 (2018), 1807.10337.
- [54] COMPETE, J. R. Cudell *et al.*, *Phys. Rev. Lett.* **89**, 201801 (2002), hep-ph/0206172.
- [55] J. R. Cudell *et al.*, *Phys. Rev.* **D65**, 074024 (2002), hep-ph/0107219.
- [56] J. R. Cudell *et al.*, Forward observables at RHIC, the Tevatron run II and the LHC, in *Diffraction 2002: Interpretation of the new diffractive phenomena in quantum chromodynamics and in the S matrix theory. Proceedings, NATO Advanced Research Workshop, Alushta, Ukraine, August 31-September 6, 2002*, pp. 63–72, 2002, hep-ph/0212101.
- [57] LHCf, O. Adriani *et al.*, *Phys. Lett.* **B750**, 360 (2015), 1503.03505.
- [58] TOTEM, G. Antchev *et al.*, (2018), 1812.08610.
- [59] TOTEM, G. Antchev *et al.*, *EPL* **101**, 21002 (2013).
- [60] TOTEM, G. Antchev *et al.*, *Eur. Phys. J.* **C79**, 861 (2019), 1812.08283.
- [61] B. Z. Kopeliovich, I. K. Potashnikova, and I. Schmidt, *Braz. J. Phys.* **37**, 473 (2007), hep-ph/0604097.
- [62] M. L. Good and W. D. Walker, *Phys. Rev.* **120**, 1857 (1960).
- [63] J. C. M. Armitage *et al.*, *Nucl. Phys.* **B194**, 365 (1982).
- [64] UA4, D. Bernard *et al.*, *Phys. Lett.* **B186**, 227 (1987).
- [65] UA5, G. J. Alner *et al.*, *Phys. Rept.* **154**, 247 (1987).
- [66] E710, N. A. Amos *et al.*, *Phys. Lett.* **B301**, 313 (1993).
- [67] CDF, F. Abe *et al.*, *Phys. Rev.* **D50**, 5535 (1994).
- [68] ALICE, B. Abelev *et al.*, *Eur. Phys. J.* **C73**, 2456 (2013), 1208.4968.
- [69] TOTEM, M. Berretti, *PoS DIS2013*, 066 (2013).
- [70] CMS, R. Ciesielski, *PoS DIS2013*, 091 (2013).
- [71] U. Maor, Soft Scattering Re - Visited, in *Elastic and Diffractive Scattering. Proceedings, 13th International Conference, Blois Workshop, CERN, Geneva, Switzerland, June 29-July 3, 2009*, pp. 99–106, 2009, 0910.1196.
- [72] U. Maor, *AIP Conf. Proc.* **1105**, 248 (2009), 0811.2636.
- [73] G. Sampaio dos Santos and M. V. T. Machado, *Eur. Phys. J.* **A50**, 166 (2014), 1405.2112.
- [74] V. P. Goncalves, R. P. da Silva, and P. V. R. G. Silva, *Phys. Rev.* **D100**, 014019 (2019), 1905.00806.