

Neural Architecture Search For Fault Diagnosis

Xudong Li

*National Space Science Center, CAS, University of Chinese Academy of Sciences, Beijing, China.
E-mail: lixudong16@mailsucas.edu.cn*

Yang Hu

*Science and Technology on Complex Aviation System Simulation Laboratory, 9236 mailbox, Beijing, China.
E-mail: yang.hu@polimi.it*

Jianhua Zheng

*National Space Science Center, CAS, University of Chinese Academy of Sciences, Beijing, China.
E-mail: zhengjianhua@nssc.ac.cn*

Mingtao Li

*National Space Science Center, CAS, University of Chinese Academy of Sciences, Beijing, China.
E-mail: limingtao@nssc.ac.cn*

Data-driven methods has made great progress in fault diagnosis, especially deep learning method. Deep learning is suitable for processing big data, and has a strong feature extraction ability to realize end-to-end fault diagnosis systems. Due to the complexity and variability of experimental data, some deep learning models are designed to be complex. However, designing neural network architecture requires rich professional knowledge and debugging experience, and a lot of experiments are needed to screen models and hyperparameters, increasing the difficulty of developing deep learning models. Fortunately, neural architecture search (NAS) is developing rapidly, and is becoming one of the next directions for deep learning. Given a search space, NAS can automatically search for the optimal network architecture. In this paper, we proposed a NAS method for fault diagnosis using reinforcement learning. A recurrent neural network is used as an agent to generate the network architecture. The accuracy of the generated network on the validation dataset is fed back to the agent as a reward, and the parameters of the agent are updated through the strategy gradient algorithm. In order to speed up the search process, parameters sharing method is adopted in this paper. We use PHM 2009 Data Challenge gearbox dataset to prove the effectiveness of proposed method, and obtain state-of-the-art results compared with other artificial designed network structures. To authors best knowledge, its the first time that NAS has been applied in fault diagnosis.

Keywords: Fault diagnosis, Deep learning, Architecture search, Reinforcement learning, Strategy gradient, Search space.

1. Introduction

In recent years, deep learning has been successfully applied in fault diagnosis, and it has become a new research hotspot in data-driven methods Hoang and Kang (2019); Wang et al. (2018); Zhao et al. (2019). Deep learning has a strong ability to extract features and it's easy and effective to establish an end-to-end fault diagnosis system Khan and Yairi (2018). Deep learning methods such as Convolutional Neural Network (CNN) Li et al. (2019); Abdeljaber et al. (2018); Guo et al. (2018); Li et al. (2020), Recurrent Neural Network (RNN) Lei et al. (2019); Liu et al. (2018), Auto-Encoder (AE) Shao et al. (2018); Yu (2019) and Capsule Network (CN) Chen et al. (2019); Zhu et al. (2019)

has proven effective on multiple problems. However, though deep learning system is powerful and easy to build, designing neural network architecture needs rich professional knowledge and debugging experience. To obtain an optimal architecture, a lot of experiments are needed, which leads to the time-consuming development of deep learning systems. What we want is an automated machine learning (AutoML) system that can automatically design neural network and adjust hyperparameters.

Fortunately, as a branch of AutoML, neural architecture search (NAS) is developing rapidly, and has become a new direction for deep learning Elshawi et al. (2019); Elsken et al. (2018); Zöller and Huber (2019). The general process of

the NAS is shown in Figure 1. Given a specific learning task and a search space, NAS can automatically search for the optimal neural architecture. Generally speaking, a search strategy selects an architecture form predefined search space, then the selected architecture is evaluated by an estimation strategy. Next, the search strategy is updated according to the evaluation results. Repeat the above process, and finally get an optimal network architecture Elsken et al. (2018).

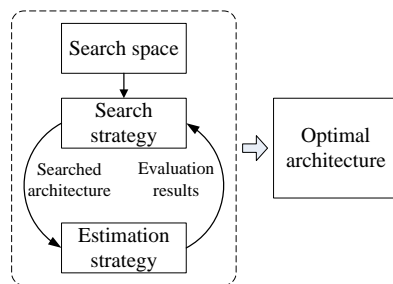


Fig. 1. General process of neural architecture search.

In this paper, we propose a NAS method for fault diagnosis using reinforcement learning. A RNN is used as an agent (controller) to generate architectures that are trained with training dataset. And these architectures are evaluated with validation dataset to get accuracy. The accuracy is seen as a reward to controller, and the parameters of controller are updated using strategy gradient algorithm. We also utilize parameters sharing trick to accelerate the search process. The proposed method is proved to be effective on PHM 2009 Data Challenge gearbox dataset. Our contributions can be summarized into following aspects.

- We applied NAS in fault diagnosis for the first time. A reinforcement learning based NAS framework is developed to search for the optimal architecture.
- We put forward several problems and challenges in the application of NAS and AutoML in fault diagnosis, and point out several directions for future research.

2. Related Work

Fault diagnosis using deep learning. Deep learning has been widely applied in fault diagnosis Abdeljaber et al. (2018); Guo et al. (2018); Lei et al. (2019); Li et al. (2019, 2020); Shao et al. (2018); Yu (2019), and recently some novel network structures are proposed. Zhu et al. (2019) proposes a novel capsule network with an Inception block for fault diagnosis. First signals are transformed into a time-frequency graph, and two convolution layers are applied to preliminarily extract features. Then an inception block is applied

to improve the nonlinearity of the capsule. After dynamic routing, the lengths of the capsules are used to classify the fault category. In order to obtain diversity resolution expressions of signals in frequency domain, Huang et al. (2019) proposes a new CNN structure named multi-scale cascade convolutional neural network (MC-CNN). MC-CNN uses the filters with different scales to extract more useful information. To solve the problem that proper selection of features requires expert knowledge and is time-consuming, Pan et al. (2017) proposes a novel network named LiftingNet to learn features adaptively without prior knowledge. LiftingNet introduced split layer, predict layer and update layer. And different kernel sizes are applied to improve learning ability.

Neural architecture search. The first influential job of NAS is Zoph and Le (2016). In this paper, author uses a RNN to generate the descriptions of neural networks, and train the RNN with reinforcement learning to maximize their expected accuracy on validation dataset. The proposed method not only generate CNN, but also generate Long Short-Term Memory network (LSTM) cell. Pham et al. (2018) proposes a fast and inexpensive method named Efficient Neural Architecture Search (ENAS). This approach uses sharing parameters among child models to greatly reduce search time than above standard NAS. Brock et al. (2017) employs an auxiliary HyperNet to generate the weights of a main model with variable architectures. And a flexible scheme based on memory read-writes is developed to define a diverse range of architectures. Unlike above approaches searching on a discrete and non-differentiable search space, Liu et al. (2018) proposes a differentiable architecture search method named DARTS. This approach uses gradient descent to search architectures by relaxing the search space to be continuous.

3. Methods

According to Zoph and Le (2016), neural network can be typically specified by a variable-length string, so it can be generated by RNN. In this section, we will use a RNN as controller to generate a CNN with reinforcement learning. Given a search space, CNN can be designed by RNN, and RNN is trained with a policy gradient method to maximize the expected accuracy of the generated architectures.

3.1. Search Space

Our method searches for the optimal convolution kernel combination in a fixed network structure. Several typical network structure can be selected such as Inception structure, ResNet structure, DenseNet structure and so on. In this paper, we search the optimal architecture in a ResNet structure which is shown in Figure 3. The inputs are

first feed into a fixed stem layer, and then followed by several residual blocks, where convolutional kernel of each layer is generated by RNN. Finally, global average pooling layer flattens the features maps and classifier outputs the classification probability. There are two layers and a skip connection in a residual block. Here we use six different convolutional kernels:

- 3×1 kernel with dilation rate $d = 1$
- 3×1 kernel with dilation rate $d = 2$
- 3×1 kernel with dilation rate $d = 3$
- 5×1 kernel with dilation rate $d = 1$
- 5×1 kernel with dilation rate $d = 2$
- 5×1 kernel with dilation rate $d = 3$

Dilated convolution is to inject holes into the standard convolution kernel to increase the receptive field Yu and Koltun (2015). Compared with the standard convolution operation, the dilated convolution has one more hyperparameter called dilation rate d , which refers to the number of kernel intervals. An example of dilated convolution compared with standard convolution is shown in Figure 2.

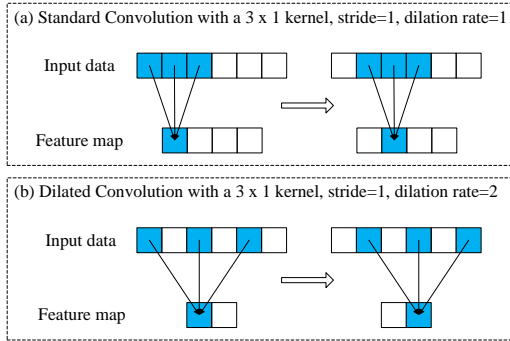


Fig. 2. An example dilated convolution compared with standard convolution.

In this paper, we set 4 blocks in the ResNet structure, each layer has 6 different convolution kernels to choice, so there are $6^{(4 \times 2)} \approx 1.68 \times 10^6$ possible architectures. Our aim is to search the optimal architecture in such a large search space.

3.2. Designing CNN using Recurrent Neural Network

Since a neural network can be encoded by a variable-length string, it's possible to use RNN, a controller to generate such string. Here, six different convolution kernels are encoded as Numbers $0 \sim 5$, so different combinations of Numbers represent different network architectures. In this paper, we use LSTM to generate such Numbers combinations, as shown in Figure 3. For

LSTM, the output probability distribution of six convolution kernels is obtained by *softmax*, and a certain kernel is sampled form such distribution. For example, for the first layer of CNN, the controller outputs a softmax probability distribution: $[0.1, 0.1, 0.2, 0.3, 0.2, 0.1]$. And the probability of the fourth convolution kernel being sampled is 0.3, and it is most likely to be sampled. Then this sampled convolution kernel is the convolution operation of the first CNN layer. Next, the embedding of sampled Number is used as input to the LSTM to generate the convolution kernel of the next layer. And so on, until the convolution kernels of all layers are generated.

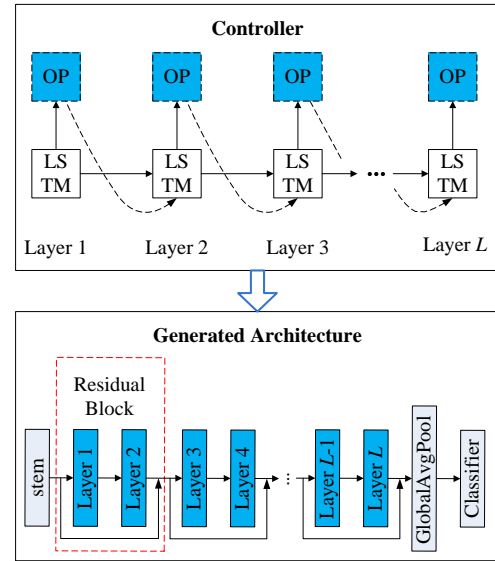


Fig. 3. An example run of designing CNN using RNN controller.

3.3. Training With Reinforcement Learning

In reinforcement learning, there are two main parts: *agent* and *environment*. Agent gets rewards by interacting with the environment to learn the corresponding strategies. In reinforcement learning based NAS, agent is the RNN controller, environment is the search space, the validation accuracy of sampled model is reward. The generated CNN architecture by controller is trained using training dataset D_{train} , and this CNN is evaluated using validation dataset D_{val} to get reward R . Then controller is updated using the reward. To find optimal architecture, we need to maximize the expected reward of controller:

$$J(\theta_c) = \mathbb{E}_{P(a_{1:L}; \theta_c)}[R] \quad (1)$$

4

Where θ_c is the parameters of controller, $a_{1:L}$ is a list of convolution kernels sampled by controller to generate a CNN, $P(a_{1:L}; \theta_c)$ is the probability that $a_{1:L}$ is sampled. But the reward signal is not differentiable, we use the policy gradient algorithm to iteratively update J Williams (1992):

$$\nabla_{\theta_c} J(\theta_c) = \sum_{l=1}^L E_{P(a_{1:L}; \theta_c)} G_{\theta_c} \quad (2)$$

$$G_{\theta_c} = \nabla_{\theta_c} \log P(a_l | a_{(l-1):1}; \theta_c) R$$

An empirical approximation of the above quantity is:

$$\frac{1}{m} \sum_{k=1}^m \sum_{l=1}^L \nabla_{\theta_c} \log P(a_l | a_{(l-1):1}; \theta_c) R_k \quad (3)$$

Where m is the number of different architectures that the controller samples in one batch, L is the number of convolution kernels our controller has to predict in each CNN, and R_k is the reward of k -th sampled architecture. Above updating rule is an unbiased estimate and has a very high variance. In order to reduce the variance of this estimate, we use a baseline function to this updating rule Zoph and Le (2016):

$$\frac{1}{m} \sum_{k=1}^m \sum_{l=1}^L \nabla_{\theta_c} \log P(a_l | a_{(l-1):1}; \theta_c) (R_k - b) \quad (4)$$

Where b is an exponential moving average of the previous architecture validation accuracies.

3.4. Accelerate Training using Parameters Sharing

As we all know, training a neural network from scratch is time-consuming. In the process of search, a sampled architecture need to be trained from scratch to obtain its reward. This can be very time-consuming and inefficient when the number of search epochs is particularly large. To reduce the cost of searching, the weight sharing mechanism is applied in training process. We don't train the sampled architecture from scratch, but train the model with only one mini-batch data, and the trained convolution kernels will be reused in next search epoch Pham et al. (2018). There are many repeated convolution operations among architectures, and weight sharing can prevent them from being repeatedly trained. This greatly improves the efficiency of search process.

3.5. Neural Architecture Search Pipeline

In each search epoch, RNN will generate a number of architectures according to the output probability distribution. These architectures will be

Algorithm 1 NAS for fault diagnosis.

Input: Search space $S(n, L)$ with n choices per layer and L layers in total, search epochs N , controller train steps N_c in each search epoch, number of sampled architectures m and M , parameters of candidate convolution kernels $\theta_{kernel}(n, L)$, parameters of controller θ_c , training data D_{train} , validation data D_{val} .
Initialize $\theta_{kernel}(n, L)$ and θ_c .
for $i = 1$ **to** N **do**
 for x, y **in** D_{train} **do**
 Sample an architecture A with convolution kernels $\theta_{kernel}(A)$, train it using x, y .
 Save the trained convolution kernels $\theta_{kernel}(A)$.
 end for
 for j **to** N_c **do**
 Sample m architectures, their rewards $R_{1:m}$ are obtained by D_{val} .
 Update controller according to Eq. (4).
 end for
 end for
 Sample M architectures, get their rewards $R_{1:M}$. Find the architecture A with highest reward R_{max} , train it from scratch.

Algorithm 2 Sample architecture using LSTM.

Input: Input size of LSTM I , hidden size of LSTM H , number of LSTM layers L , number of convolution kernels in each CNN layer N .
Initialize controller $LSTM(I, H, L, N)$.
 Get the embedding of first convolution kernel in CNN w_0
 for $i = 1$ **to** N **do**
 Use embedding w_{i-1} as the input of $LSTM$, get the output probability distribution P_i .
 Get the number of a convolution kernel a_i based on probability sampling P_i .
 Get the embedding w_i of sampled number a_i .
 end for
 Obtain the sampled architecture $A = \{a_1, a_2, \dots, a_N\}$.

trained with signal mini-batch training data, and their rewards are obtained using validation data. Then the controller is update according to Eq. (4). Above search process is then repeated until the maximum number of search epochs is reached. Finally, M architectures are generated by the trained controller, and the architecture with the highest validation accuracy is selected as the final architecture, and trained from scratch. The whole process of neural architecture search for fault diagnosis is shown in Algorithm 1 and Algorithm 2.

4. Experiments

4.1. PHM-2009 Dataset

In this paper, we use gearbox dataset of PHM-2009 Data Challenge to study NAS for fault diagnosis. This dataset is a typical industrial gearbox data which contains 3 shafts, 4 gears and 6 bearings. Two sets of gears, spur gears and helical gears are tested. There are six labels in this dataset. For each label, there are 5 kinds of shaft speed, 30, 35, 40, 45 and 50 Hz, and two modes of loading, high and low loading. We do not distinguish between these working conditions under each label. The raw vibration signals of this dataset are very long, so we use a sliding window with a length of 1000 and a step length of 50 to segment the signals to obtain training, validation and testing samples. These signals are normalized to $[-1, 1]$. Finally, we obtain 22967 training samples, 2552 samples and 6380 samples. An vibration signals example of six labels is shown Figure 4.

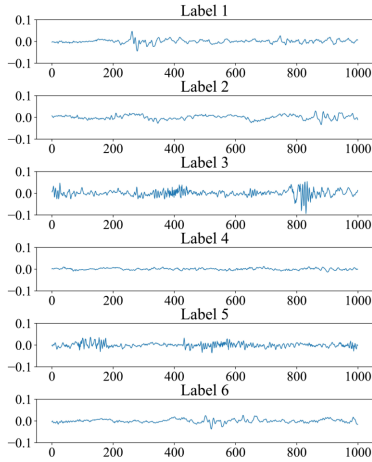


Fig. 4. An vibration signals example of six labels.

4.2. Training Details

For the controller, we set the input size I and hidden size H of LSTM to be 64, number of layer to be 1. We use Stochastic Gradient Descent (SGD) with learning rate of 0.01 to train the controller. In each search epoch, we train the controller for $N_c = 5$ steps. In each train step, we sample $m = 20$ architectures. For the sampled architecture training, we use Adam with learning rate of 0.001 and L2 regularization of $1e - 4$. For the ResNet structure, we set 4 residual blocks and each block contains 2 layers. Each layer is followed by a down-sampling layer with a convolution kernel of 3×1 and s step size of

2. The number of channels in the first block is 8, then doubles as it passes through the down-sampling layer. We set search epochs $N = 200$, batch size to be 128. After the search, $M = 100$ architectures are sampled to be evaluated, and the architecture with highest validation accuracy is found as the final model. The final model will be trained from scratch using Adam with learning rate of 0.001 and batch size of 128. The final result of searched model is evaluated on testing dataset. In the above process, learning rate is adjusted using CosineAnnealingLR. The code is implemented using PyTorch 1.3, using a signal Tesla K80 GPU. The whole search time is 1.6 hours.

4.3. Results

Table 1 summarizes the results of NAS and six manually designed models. All layers of M1 model are the first convolution kernel in the search space, M2 is the second, and so on. Note that our method is searching in the ResNet structure, so all compared models are variants of ResNet. We can also search the architectures in Inception structure, DenseNet structure and so on.

The searched architecture is shown in Figure 5, and it achieved accuracy of 78.91%. Six manually designed models achieved at most accuracy of 76.22%. This indicates that the method of NAS based on reinforcement learning is effective, and the controller gets rewards through the sampled models and constantly update the parameters in the direction of obtaining more excellent models. In addition, after each search epoch, 50 architectures were sampled to get their validation accuracy. Figure 6 shows the trends of those accuracy rates throughout the search process. We can see that accuracies increase gradually. It indicates that the repeated use of convolution kernels is effective, and it does improve the performance and stability of the entire ResNet structure to accurately evaluate the performance of sampled architectures.

Table 1. Testing accuracy comparison of searched model and hand-designed model.

Model	Architecture	Accuracy (%)
M1	k=3, d=1	68.43
M2	k=5, d=1	71.19
M3	k=3, d=2	69.37
M4	k=5, d=2	72.46
M5	k=3, d=3	72.77
M6	k=5, d=3	76.22
Searched	/	78.91

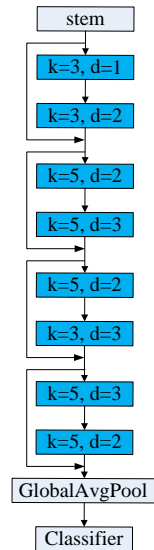


Fig. 5. The architecture of searched model.

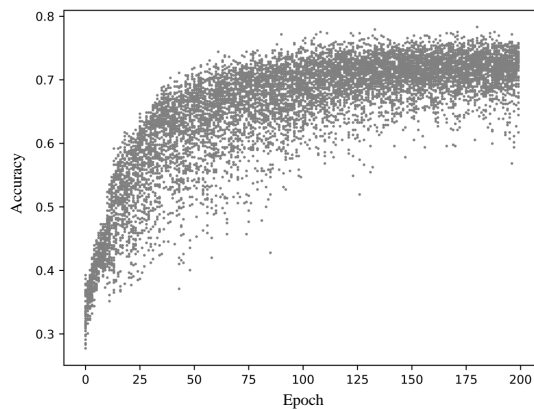


Fig. 6. Validation accuracy of training process, and 50 models are sampled in each search epoch.

5. Discussions

In this paper, we have initially shown the application of NAS in fault diagnosis and proved its effectiveness. However, the application of NAS in fault diagnosis has just started, and there are still many challenges to realize the automatic design of deep learning models for fault diagnosis. We have summarized the following problems to be solved:

- In this paper, we just search the optimal architecture in ResNet structure, which has great limitations. We are more interested in how to automatically design more novel and complex structures, not limited by the existing structures

or the number of layers, and the searched models have better performance. It is currently the most challenging problem.

- Reinforcement learning based NAS is also a proxy NAS that will cost a lot of time. In this paper, due to the small dataset, the small network size, and the small number of training epochs, the entire search took only 1.6 hours, of which the time of training controller accounts for a large part. How to use more effective search methods for fault diagnosis is the problem that needs to be solved urgently.
- In this paper, we only evaluate the testing accuracy of sampled architectures, but did not focus on the amount of parameters of the searched architectures (which determines the storage space occupied by the model) and the amount of calculation (which determines the speed of the model). When the model is deployed in an embedded terminal, the amount of parameters and calculations become very important. How to search for a model with a small number of parameters and a small amount of calculation but with high accuracy is also a difficult problem for future research.
- Not only limited to neural architecture search, realizing the automation of machine learning in fault diagnosis is a wider and more difficult problem. The data of industrial equipment is huge and complicated, the preprocessing of data is difficult, and the working conditions are changing. From data collection to data preprocessing, to feature engineering and modeling, to model testing and tuning parameters, the entire development process cycle is long and time consuming. Automating machine learning in the field of PHM is a more difficult challenge.

6. Conclusions

In this paper, we develop a method of neural architecture search for fault diagnosis. It's the first time that NAS technology has been used to automatically generate deep learning model for fault diagnosis. We use RNN as a controller to generate architectures in ResNet search space, and train the controller with reinforcement learning. Results show that NAS is effective to find a model with better performance than manually designed models.

Acknowledgement

The work of Yang Hu is supported by the National Nature Science Foundation of China, grant number 61703431. The work of Mingtao Li was supported by the Youth Innovation Promotion Association CAS. The computing platform is provided by the STARNET cloud platform of National Space Science Center Public Technology Service Center.

References

- Abdeljaber, O., O. Avci, M. S. Kiranyaz, B. Boashash, H. Sodano, and D. J. Inman (2018). 1-d cnns for structural damage detection: verification on a structural health monitoring benchmark data. *Neurocomputing* 275, 1308–1317.
- Brock, A., T. Lim, J. M. Ritchie, and N. Weston (2017). Smash: one-shot model architecture search through hypernetworks. *arXiv preprint arXiv:1708.05344*.
- Chen, T., Z. Wang, X. Yang, and K. Jiang (2019). A deep capsule neural network with stochastic delta rule for bearing fault diagnosis on raw vibration signals. *Measurement* 148, 106857.
- Elshawi, R., M. Maher, and S. Sakr (2019). Automated machine learning: State-of-the-art and open challenges. *arXiv preprint arXiv:1906.02287*.
- Elsken, T., J. H. Metzen, and F. Hutter (2018). Neural architecture search: A survey. *arXiv preprint arXiv:1808.05377*.
- Guo, L., Y. Lei, S. Xing, T. Yan, and N. Li (2018). Deep convolutional transfer learning network: A new method for intelligent fault diagnosis of machines with unlabeled data. *IEEE Transactions on Industrial Electronics* 66(9), 7316–7325.
- Hoang, D.-T. and H.-J. Kang (2019). A survey on deep learning based bearing fault diagnosis. *Neurocomputing* 335, 327–335.
- Huang, W., J. Cheng, Y. Yang, and G. Guo (2019). An improved deep convolutional neural network with multi-scale information for bearing fault diagnosis. *Neurocomputing* 359, 77–92.
- Khan, S. and T. Yairi (2018). A review on the application of deep learning in system health management. *Mechanical Systems and Signal Processing* 107, 241–265.
- Lei, J., C. Liu, and D. Jiang (2019). Fault diagnosis of wind turbine based on long short-term memory networks. *Renewable energy* 133, 422–432.
- Li, X., Y. Hu, M. Li, and J. Zheng (2020). Fault diagnostics between different type of components: A transfer learning approach. *Applied Soft Computing* 86, 105950.
- Li, X., W. Zhang, and Q. Ding (2019). Understanding and improving deep learning-based rolling bearing fault diagnosis with attention mechanism. *Signal Processing* 161, 136–154.
- Liu, H., K. Simonyan, and Y. Yang (2018). Darts: Differentiable architecture search. *arXiv preprint arXiv:1806.09055*.
- Liu, H., J. Zhou, Y. Zheng, W. Jiang, and Y. Zhang (2018). Fault diagnosis of rolling bearings with recurrent neural network-based autoencoders. *ISA transactions* 77, 167–178.
- Pan, J., Y. Zi, J. Chen, Z. Zhou, and B. Wang (2017). Liftingnet: A novel deep learning network with layerwise feature learning from noisy mechanical data for fault classification. *IEEE Transactions on Industrial Electronics* 65(6), 4973–4982.
- Pham, H., M. Y. Guan, B. Zoph, Q. V. Le, and J. Dean (2018). Efficient neural architecture search via parameter sharing. *arXiv preprint arXiv:1802.03268*.
- Shao, H., H. Jiang, Y. Lin, and X. Li (2018). A novel method for intelligent fault diagnosis of rolling bearings using ensemble deep autoencoders. *Mechanical Systems and Signal Processing* 102, 278–297.
- Wang, J., Y. Ma, L. Zhang, R. X. Gao, and D. Wu (2018). Deep learning for smart manufacturing: Methods and applications. *Journal of Manufacturing Systems* 48, 144–156.
- Williams, R. J. (1992). Simple statistical gradient-following algorithms for connectionist reinforcement learning. *Machine learning* 8(3-4), 229–256.
- Yu, F. and V. Koltun (2015). Multi-scale context aggregation by dilated convolutions. *arXiv preprint arXiv:1511.07122*.
- Yu, J. (2019). A selective deep stacked denoising autoencoders ensemble with negative correlation learning for gearbox fault diagnosis. *Computers in Industry* 108, 62–72.
- Zhao, R., R. Yan, Z. Chen, K. Mao, P. Wang, and R. X. Gao (2019). Deep learning and its applications to machine health monitoring. *Mechanical Systems and Signal Processing* 115, 213–237.
- Zhu, Z., G. Peng, Y. Chen, and H. Gao (2019). A convolutional neural network based on a capsule network with strong generalization for bearing fault diagnosis. *Neurocomputing* 323, 62–75.
- Zöller, M.-A. and M. F. Huber (2019). Survey on automated machine learning. *arXiv preprint arXiv:1904.12054*.
- Zoph, B. and Q. V. Le (2016). Neural architecture search with reinforcement learning. *arXiv preprint arXiv:1611.01578*.