

Topological chiral interface states beyond insulators

Lavi K. Upreti and P. Delplace

Univ Lyon, ENS de Lyon, Univ Claude Bernard, CNRS, Laboratoire de Physique, F-69342 Lyon, France

(Dated: May 15, 2022)

We show how to engineer a chiral spectral flow of interface states in a gapless system. Although the bulk bands touch – thus making the topological indices of the bands ill-defined – this spectral flow has a topological origin that makes it robust even when it coexists with the bulk bands. This phenomenon is illustrated with an adiabatically modulated photonic quantum walk.

I. INTRODUCTION

Topological phases of matter involve both insulators¹ and semimetals². However, their topological nature is revealed through different properties – while insulators are classified according to the global topology of their spectrally isolated bands over the Brillouin zone, semimetals are locally characterized by the topology of their nodal points or lines, that are somehow analogous to topological defects in reciprocal space. Interestingly, these two aspects are related. For instance, a Weyl semimetal can be seen as a stable phase when continuously deforming a 3D \mathbb{Z}_2 topological insulator into a trivial one, provided inversion symmetry is broken.^{3,4} In two dimensions, single Dirac points symptomatically appear at the transition between two distinct topological insulating phases, as in the celebrated Haldane model for Chern insulators.⁵

The existence of boundary states is a universal manifestation of the underlying topology. For insulators, they are well defined in a spectral gap, that they bridge when varying their quasimomentum, which make them propagative. This property is sometimes referred to as the *spectral flow* of the boundary modes. It gives rise, for instance, to chiral edge states in Chern insulators. The absence of a spectral gap makes the situation quite different for semimetals. Indeed, the nodal points act as topological transition points in momentum space, at which the boundary states are therefore doomed to arise and end. This is the case of Fermi arcs surface states connecting the Weyl points when crossed by the Fermi energy in 3D.^{6–9} This is again the case of edge states in 2D graphene-like structures that own Dirac points in their energy spectrum.^{10,11} Obviously, the stability of these Dirac points prevent the edge states from being chiral, so that the only way to get a spectral flow in 2D structures is to impose a gap, even an indirect one,^{12,13} as it is indeed the case for Chern insulators. Moreover, the Chern numbers C of the bands of an insulator consistently account for the number of chiral edge states in each gap, according to the celebrated bulk-edge correspondence.^{14,15}

In this paper, we present a scenario to engineer a spectral flow of edge states in 2D semimetallic phases with stable Dirac points. In particular, we show how such edge states can spectrally coexist with bulk modes and still have a well defined topological origin although the Chern numbers of the bands C are ill-defined. Such unusual properties are actually made possible by managing

different gap inversions mechanisms at the same energy, so that all the gaps never open simultaneously. Even though there is no gap in the Brillouin zone, the topological properties can be captured by associating a topological charge as the quantized Berry flux emanating from degeneracy points in 3D parameter space, similarly to Weyl nodes in synthetic dimensions. This quantity is also a Chern number \mathcal{C} , but must be distinguished from that of the full bands over the Brillouin zone C which are ill-defined here. Remarkably, the resulting topological spectral flows consist in chiral interface states in between 2D semi-metals rather than insulators. All along the paper, we illustrate this idea with the quasienergy bands of a scattering network model that generalizes different experimental setups recently used in the context of topological photonic quantum walks.^{16–18} In that context, the parameter that tunes the spectral flow is an adiabatic phase driving the quantum walk, rather than the usual quasimomentum.

The paper is organized as follows. In Section II, we introduce the scattering network model of an adiabatically modulated 1D quantum walk. That shows how the short time modulation of a dynamical phase allows one to selectively manipulate Dirac points at the same quasienergy. The topological properties of these degeneracy points are given in section III, and their associated spectral flows of uncoupled interface states with bulk modes are computed accordingly. These *interface* states are found to have no *edge* state counterpart in finite geometry with open boundary conditions as discussed in section IV.

II. SCATTERING NETWORK MODEL

A. Generalities

Topological properties of networks models have been investigated in details recently^{19–27} in particular in the context of photonics. Here we consider the discrete time-evolution of a state (e.g. quantum state or wavepacket) through the generic network depicted in figure 1. Such evolution decomposes into a staggered sequence of free propagations along the oriented links and scattering events at the vertices encoded into the unitary matrices

$$S_{l,j} = \begin{pmatrix} \cos \theta_{l,j} & i \sin \theta_{l,j} \\ i \sin \theta_{l,j} & \cos \theta_{l,j} \end{pmatrix} \quad (1)$$

where the parameters $\theta_{l,j}$ may depend both on the position l in the lattice and on the time step j . Let us impose a periodicity of the network after N time steps so that the scattering nodes satisfy $S_{l,j} = S_{l,j+N}$. Such network can thus model e.g. a one-dimensional Floquet quantum walk. In the following, it will be indeed useful to introduce the Floquet operator U_F , that is the unitary evolution operator after N time steps. This operator will depend on the set of parameters $\{\theta_j\}$ where j runs from 1 to N and where we have dropped the position index l , assuming invariance along the x direction for now.

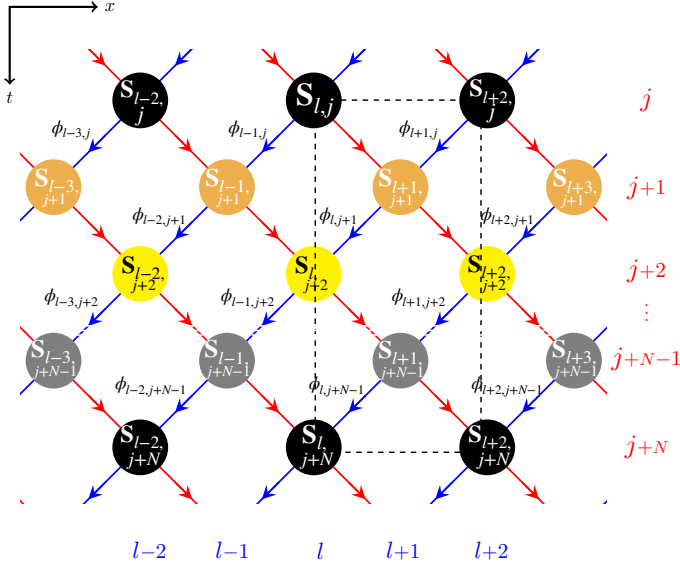


Figure 1. Two-dimensional oriented scattering lattice where the y axis plays the role of time. A time period consists in N successive steps. A phase $\phi_{l,j}$ is added for the states scattered out the node j and propagating leftwards (blue arrows). The unit cell of this lattice is emphasized by a black dashed rectangle.

In addition, we introduce a phase shift carried along by the states when propagating along each link. Importantly, this phase shift evolves according to two time scales with respect to the period of N time steps. At short time scales, the phase shift ϕ may also depend on both the discrete position l and the time step j within a period. Each unit cell of the network is thus decorated with a pattern of phase shifts $\phi_{l,j} = Q_{l,j}\phi$ that preserves the periodicity of the network, where $Q_{l,j}$ is some rational number that will be specified later, and ϕ is a phase shift of reference. The second time scale appears through the small variation of ϕ from one period to the next one. Strictly speaking, the network is therefore not periodic in time anymore, but we shall consider the case where ϕ evolves slowly enough so that the long time stroboscopic dynamics can be described by the adiabatically modulated Floquet operator when continuously varying the phase parameter $\phi \in [0, 2\pi]$. Exploiting translation invariance along the x direction, we are finally interested in the Bloch-Floquet parametrized evolution op-

erator $U_F(k_x, \phi, \{\theta_j\})$ where k_x is the quasi-momentum in the x direction. Note that this operator depends in a periodic fashion on its parameters. Its eigenstates are thus parametrized over a $N+2$ -torus that can be seen as a synthetic Brillouin zone. This model could thus provide an interesting framework to investigate physical phenomena in higher dimensions (> 3), such as analogs of topological phases provided a spectral gap exists.

This network generalizes previous models whose topological properties have been investigated experimentally in photonics setups. For instance, when $N = 2$ and in the absence of a phase shift ($\phi = 0$), the model describes one-dimensional photonic quantum walk¹⁶ and one-dimensional laser-written modulated photonic lattices in silica,¹⁷ in which boundary modes have been observed. Still when $N = 2$ but now for $\phi_1 = +\phi$, $\phi_2 = -\phi$ together with fixed coupling parameters $\theta_{l,j} = \pi/4$, it describes pairs of coupled optical fibre loops in which the Berry curvature was measured using wavepacket dynamics.¹⁸

Interestingly, as we show below, this model can also exhibit spectral flows in the absence of a spectral gap. A particular striking case even consists of the uncoupled superposition of a spectral flow with the bulk bands. The topological nature of this spectral flow can be understood from the existence of topological charges (Berry monopoles) in synthetic dimensions (k_x, ϕ, Δ) where Δ depends on the scattering parameters θ_j . The key feature that yields the coexistence of bulk and boundary modes is the selective manipulation of distinct gaps opening/closure mechanisms that are made possible by specific patterns of $\phi_{l,j}$.

B. Gapless states in four-steps networks

Our starting point is the two-step network ($N = 2$) for which $\phi_1 = -\phi_2 = \phi$ and where the nodes act as identical 50/50 beam splitters.¹⁸ The quasi-energy spectrum of the Bloch-Floquet operator $U_F(k_x, \phi, \{\theta_i = \pi/4\})$, shown in figure 2, is fully gapless and its two bands touch linearly along k_x and ϕ at both quasi-energies 0 and π . Tuning the coupling parameters away from $\theta = \pi/4$ opens a gap at quasi-energies 0 and π , and may lead to a topological regime characterized by gap-valued topological invariants $W \in \pi_3(U(N))$.^{24,28} Accordingly, in the presence of boundaries in the x direction, the system exhibits a spectral flow of edge states that bridges each gap when ϕ is tuned.²⁶ Here we show how to implement a similar spectral flow in the absence of such a gap. For that purpose, one needs additional Dirac points at the same quasi-energies, and whose stability depends on different parameters than the preexisting ones. A possible strategy to obtain more Dirac points in the synthetic Brillouin zone (k_x, ϕ) consists in enlarging the unit cell by allowing more distinct couplings along either the transverse or the propagative direction. Here we choose the second option by considering a period of $N = 4$ steps for the fast dy-

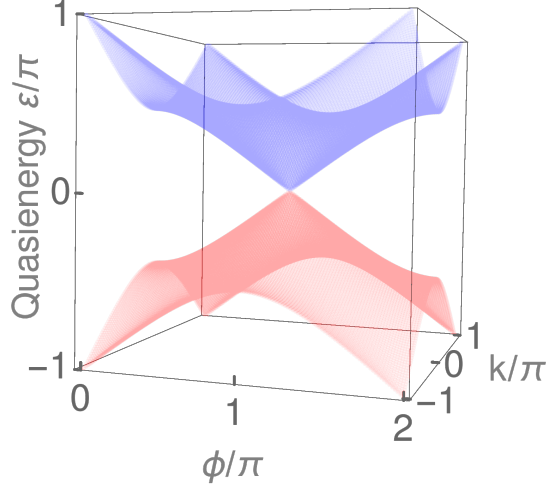


Figure 2. Quasienergy spectrum of the two-step Floquet operator $\phi_1 = -\phi_2 = \phi$ and $\theta_{j,l} = \pi/4$, as considered in Ref¹⁸

namics, and fixing the distinct phase shifts inside a unit cell as $\phi_1 = +\phi, \phi_2 = -\phi, \phi_3 = +\phi$, and $\phi_4 = -\phi$. Note that the net phase inside the unit cell is zero, thus conserving inversion symmetry along synthetic dimension ϕ , which avoids any winding of the quasienergy bands.^{12,26}

Using the spatial periodicity along x , i.e. $\theta_{l,j} = \theta_j$ the Floquet-Bloch evolution operator can be written as the succession of translation-like operations and local scattering processes as

$$U_F(\phi, k_x; \{\theta_j\}) = T_- S_4 T_+ S_3 T_- S_2 T_+ S_1 \quad (2)$$

where

$$T_{\pm} = \begin{pmatrix} e^{i(k_x \pm \phi)/2} & 0 \\ 0 & e^{-i(k_x \pm \phi)/2} \end{pmatrix} \quad (3a)$$

$$S_j = \begin{pmatrix} \cos \theta_j & i \sin \theta_j \\ i \sin \theta_j & \cos \theta_j \end{pmatrix}. \quad (3b)$$

As shown in figure 3, the quasienergy spectrum ε is fully gapless for the critical value of parameters $\{\theta_j = \pi/4\}$, as expected. But now, there exists two Dirac points A_0, B_0 at $\varepsilon = 0$, and the two bands also touch at $\varepsilon = \pi$ along four lines (instead of points) satisfying $k_x \pm \phi = 0$ and $k_x \pm \phi = 2\pi$ (dashed black and green lines in Fig 3). By deviating from this critical point, it is then possible to lift some of these degeneracies leaving untouched the other ones. The different conditions required to lift specific band touching points or lines are inferred by expanding in θ_j the Floquet operator around these degeneracies away from $\pi/4$.

At the two Dirac points sitting at $\varepsilon = 0$, namely A_0 and B_0 , the Floquet operator must satisfy $U_F = 1$. Substituting their coordinates (ϕ, k_x) – respectively $(0, \pi)$ and $(\pi, 0)$ – in equation (2), an expansion in scattering parameters around the critical point $\{\theta_j = \pi/4 \rightarrow \pi/4 + \delta\theta_j\}$, yields the constrain

$$S(-\delta\theta_1 + \delta\theta_2 - \delta\theta_3 + \delta\theta_4) = 1 \quad \text{at } A_0 \text{ and } B_0 \quad (4)$$

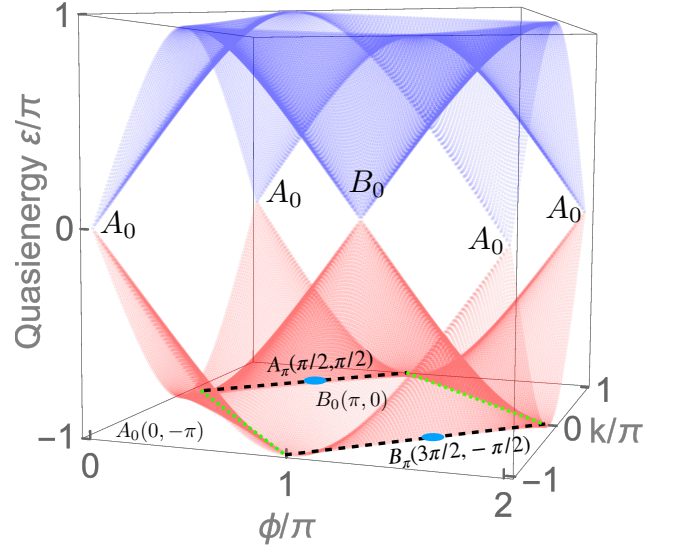


Figure 3. Quasienergy spectrum of the four-step Floquet operator for $\phi_1 = -\phi_2 = \phi_3 = -\phi_4 = \phi$ and $\theta_{j=1..4} = \pi/4$. Bands touch at different points at $\varepsilon = 0$ and along lines at $\varepsilon = \pi$.

(where $S(\theta_j) \equiv S_j$), which is only satisfied for $-\delta\theta_1 + \delta\theta_2 - \delta\theta_3 + \delta\theta_4 = 0$. Conversely, a gap opens at A_0 and B_0 when this condition is not fulfilled. An interesting twist comes at $\varepsilon = \pi$, where now the Floquet operator must satisfy $U_F = -1$. Expanding the Floquet operator in scattering parameters for the four degeneracy lines $k_x \pm \phi = 0$ and $k_x \pm \phi = 2\pi$ yields the condition

$$S(\delta\theta_1 + \delta\theta_2 + \delta\theta_3 + \delta\theta_4) = 1 \quad (5)$$

that differs from the condition (4) for the two degeneracy points at $\varepsilon = 0$. Furthermore, there are two special points, namely A_π at $(\phi = \pi/2, k_x = \pi/2)$ and B_π at $(\phi = 3\pi/2, k_x = -\pi/2)$, shown with blue dots in Fig 3, where this expansion does not apply. There, one finds a third condition that reads

$$S(\delta\theta_1 - \delta\theta_2 - \delta\theta_3 + \delta\theta_4) = 1 \quad \text{at } A_\pi \text{ and } B_\pi. \quad (6)$$

Finally, the different gap opening terms $\delta\theta_j$ follow from

$$\nu_1 \delta\theta_1 + \nu_2 \delta\theta_2 + \nu_3 \delta\theta_3 + \nu_4 \delta\theta_4 \neq 0 \quad (7)$$

with $\nu_j = \pm 1$ as summarized in Table I. Thus, doubling the time period of the network indeed brings new degeneracies, namely, $A_{0,\pi}$ and $B_{0,\pi}$. However, degeneracies at a fixed quasienergy, 0 or π , are (un)stable under the same perturbations $\delta\theta_j$. The only exception being at $\varepsilon = \pi$ where the degeneracy lines (in eq(5)) and degeneracy points (in eq(6)) do not share the same stability, and hence can be gapped separately. A way to get rid of the degeneracy lines and end up with touchings points that can be manipulated separately at the same quasienergy is by changing the phase shift pattern ϕ_j within a period.

Quasienergy	Degeneracy points	ν_1	ν_2	ν_3	ν_4
$\varepsilon = 0$	B_0	-	+	-	+
	A_0	-	+	-	+
$\varepsilon = \pi$	$k_x \pm \phi = 0, 2\pi$ (excluding A_π, B_π)	+	+	+	+
	A_π	+	-	-	+
	B_π	+	-	-	+

Table I. Stability of the different band touchings (points or lines) under a perturbation $\nu_j \delta \theta_j$.

C. Selective manipulation of degeneracies unstabilities

We propose now the following phase shift pattern that decorates the four-step period : $\phi_1 = 2\phi, \phi_2 = -\phi, \phi_3 = 0$, and $\phi_4 = -\phi$. This choice still preserves $\sum \phi_j = 0$ and thus prevents windings of the quasi-energy bands.²⁶ The quasienergy spectrum of the Bloch-Floquet operator is depicted in figure 4 at the critical point $\{\theta_j = \pi/4\}$. This spectrum is still fully gapless, but now the two bands touch at $\varepsilon = 0$ and $\varepsilon = \pi$ only at points, either linearly in both directions (Dirac points A_0, C_0, A_π and C_π) or linearly in one direction and quadratically in the other one (semi-Dirac points B_0 and B_π ²⁹⁻³⁴).

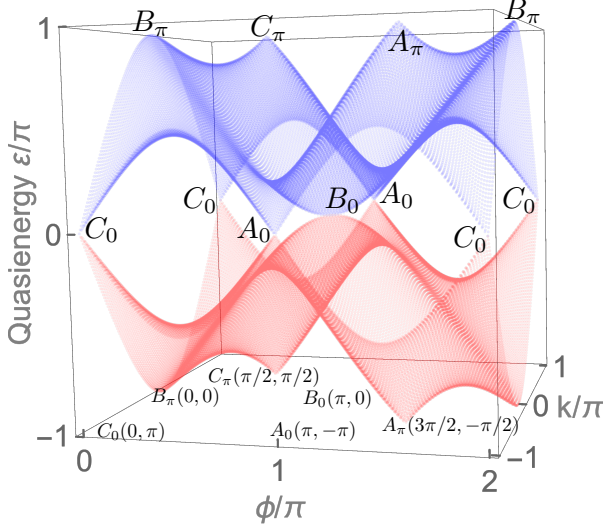


Figure 4. Quasienergy spectrum for the four-step Floquet operator with $\phi_1 = 2\phi, \phi_2 = -\phi, \phi_3 = 0$, and $\phi_4 = -\phi$ and $\theta_{j=1..4} = \pi/4$. It shows Dirac points at $A_{0/\pi}, C_{0/\pi}$ and semi-Dirac points at $B_{0/\pi}$.

Applying the same reasoning as in section II B regarding the stability of these six band touching points with respect to a perturbation in scattering parameters $\delta \theta_j$, one ends up with a new classification shown in Table II. It reveals four distinct gap opening processes. In particular, C_0, A_π and C_π behave similarly under any perturbation $\delta \theta_j$, but differently than the points A_0, B_0 and B_π . In other words, these different degeneracy points are sta-

ble against distinct perturbations (or mass terms). It is thus now possible to lift a specific degeneracy at $\varepsilon = 0$ or $\varepsilon = \pi$ without opening a bulk gap. For the sake of simplicity, instead of considering any combination of all the $\delta \theta_j$'s, we fix $\delta \theta_1 = \delta \theta_2 = 0$, and focus only on the effect of $\delta \theta_3$ and $\delta \theta_4$. The stability of the degeneracies under the perturbations $\{\theta_3, \theta_4\} \rightarrow \{\pi/4 + \nu_3 \delta \theta_3, \pi/4 + \nu_4 \delta \theta_4\}$ can then be characterized by the sign of the product of $\nu_3 \nu_4$ only, that leaves us two possibilities. Therefore, one needs to distinguish two distinct gap opening processes driven by two independent mass terms

$$m_\pm \equiv (\delta \theta_3 \pm \delta \theta_4)/2 \quad (8)$$

as summarized in Table II (in blue). These two mass terms allow us to generate topological spectral flows of boundary modes in a gapless (semi-metallic) regime, where both the Chern numbers and the Floquet winding number of the evolution operator are ill-defined, as we show in the next section.

Quasienergy	Degeneracy points	ν_1	ν_2	ν_3	ν_4	mass term
$\varepsilon = 0$	A_0	-	-	+	+	m_+
	B_0	+	-	-	+	$-m_-$
	C_0	+	-	+	-	m_-
$\varepsilon = \pi$	A_π	+	-	+	-	m_-
	B_π	+	+	+	+	m_+
	C_π	+	-	+	-	m_-

Table II. Stability of the different band touching points of figure 4, under a perturbation $\nu_j \delta \theta_j$. The mass terms m_\pm encode this stability when considering $\nu_3 \delta \theta_3$ and $\nu_4 \delta \theta_4$ only.

III. TOPOLOGICAL SPECTRAL FLOW THROUGH BULK MODES

A. Topological charge of degeneracy points

In the vicinity of each band touching point X , one can expand the (dimensionless) effective Hamiltonian defined via the Floquet operator as

$$U_F = e^{-iH_{\text{eff}}^X} \quad (9)$$

at the lowest order terms in couplings $\delta \theta_j$, phase shift $\delta \phi$ and quasimomentum δk_x . Such Hamiltonians have the generic form

$$H_{\text{eff}}^X(\delta \phi, \delta k_x, m) = \mathbf{h}^X \cdot \boldsymbol{\sigma} \quad (10)$$

where $\boldsymbol{\sigma}$ is the vector of Pauli matrices and \mathbf{h}^X defines a family of continuous maps from \mathbb{R}^3 to \mathbb{R}^3 . Therefore, $\mathbf{h}^X/|\mathbf{h}^X|$ defines continuous maps from parameter space $\mathbb{R}^3 \setminus \{X\}$ to target space S^2 that are classified by the homotopy group $\pi_2(S^2) = \mathbb{Z}$. The elements of this group are integer numbers that tell how many times $\mathbf{h}^X/|\mathbf{h}^X|$ warps the sphere. They are given by the degree of \mathbf{h}^X

defined as

$$\deg(\mathbf{h}^X) = \sum_{p_i^{(0)}} \text{sgn} \left[\det \left(\frac{\partial h_j^X}{\partial \lambda_i} \right) \Big|_{h^{(0)}} \right] \quad (11)$$

where the pre-images $p_i^{(0)} = (\delta\phi_i^{(0)}, \delta k_{xi}^{(0)}, m_i^{(0)})$ satisfy $\mathbf{h}(p_i^{(0)}) = \mathbf{h}^{(0)}$, with $\mathbf{h}^{(0)}$ an arbitrary vector in \mathbb{R}^3 , and where $\{\lambda_i\}$ stands for $\{\delta\phi, \delta k_x, m_{\pm}\}$.

For a two band Hamiltonian, this degree is directly related to the Chern number \mathcal{C}_{\pm} of the continuous family of normalized eigenstates $\psi_{\pm}(\delta\phi, \delta k_x, m)$ of H_{eff}^X as

$$\mathcal{C}_{\pm} = \mp \deg \mathbf{h}^X. \quad (12)$$

Importantly, a non vanishing value of \mathcal{C}_n is known to guarantee the existence of a spectral flow towards bands n when the mass term (m_{\pm} here) is varied in space and changes sign.^{35–40} This spectral flow usually consists in a unidirectional mode, localized where the mass term vanishes, and whose (quasi-)energy bridges a spectral gap when a parameter (here ϕ) is tuned.

In the following, we compute this topological index (via the degree formula (11)) for different band touching points (Dirac and semi-Dirac) and check numerically that their value correctly predicts a spectral flow, even in the absence of a gap.

1. Spectral flow induced by a spatial variation of m_+

According to Table II, the degeneracy points A_0 and B_{π} are both lifted when $m_+ \neq 0$. One can thus assign them a topological charge (in the sense of section III A) by computing the degree of their respective expanded effective Hamiltonian, with the parameter (base) space being $(\delta\phi, \delta k_x, m_+)$.

Let us detail the calculation for A_0 whose coordinates are $(\phi, k_x) = (\pi, \pi) [2\pi]$. At lowest order in each parameter, the effective Hamiltonian $H_{\text{eff}}^{A_0} = \mathbf{h}^{A_0} \cdot \boldsymbol{\sigma}$ yields

$$\mathbf{h}^{A_0}(\delta\phi, \delta k_x, m_+) = \begin{pmatrix} -2m_+ \\ \delta\phi + \delta k_x \\ \delta\phi \end{pmatrix}. \quad (13)$$

The spectrum of $H_{\text{eff}}^{A_0}$ simply consists in the two branches $\varepsilon_{\pm} = \pm |\mathbf{h}^{A_0}|$ that touch linearly when $m_+ = 0$, as expected (see Fig 5). Since \mathbf{h}^{A_0} is linear with respect to each parameter, there is only one pre-image, so that the degree can be straightforwardly computed as

$$\begin{aligned} \deg(\mathbf{h}^{A_0}) &= \text{sgn} \det \begin{pmatrix} \partial_{\delta\phi} h_x^{A_0} & \partial_{\delta\phi} h_y^{A_0} & \partial_{\delta\phi} h_z^{A_0} \\ \partial_{\delta k_x} h_x^{A_0} & \partial_{\delta k_x} h_y^{A_0} & \partial_{\delta k_x} h_z^{A_0} \\ \partial_{m_+} h_x^{A_0} & \partial_{m_+} h_y^{A_0} & \partial_{m_+} h_z^{A_0} \end{pmatrix} \\ &= \text{sgn} \det \begin{pmatrix} 0 & 1 & 1 \\ 0 & 1 & 0 \\ -1 & 0 & 0 \end{pmatrix} \\ &= +1 \end{aligned} \quad (14)$$

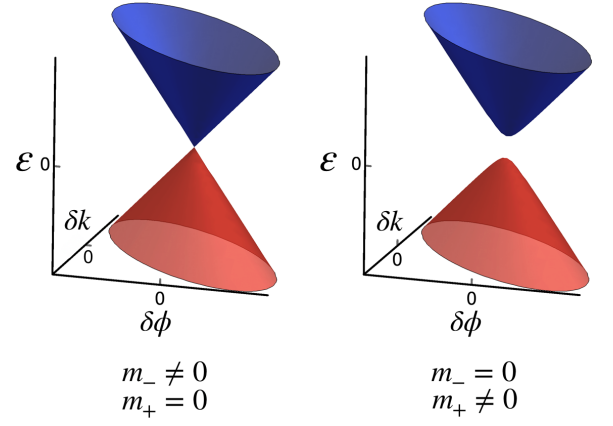


Figure 5. Dirac points A_0 at quasienergy $\varepsilon = 0$ located at $(\phi, k_x) = (\pi, \pi)$. This degeneracy point is robust against a perturbation m_- but a gap opens due to the introduction of m_+ .

Likewise, the topological charge for B_{π} is $\deg \mathbf{h}^{B_{\pi}} = +1$.

Accordingly, a spectral flow appears in the spectrum when considering now a spatial dependence of $m_+(x)$ that changes sign. This anisotropy is taken into account in the network model by considering a variation of $\delta\theta_{l,3} = \delta\theta_{l,4} = m_+(l)$ along x , thus breaking translation invariance. For numerical convenience, we consider periodic boundary conditions along x , so that the mass term $m_+(l)$ changes sign twice, giving rise to two opposite spectral flows (instead of one) visible in figure 6a. This is a typical situation where chiral interface states bridge a spectral gap. Note that the situation is however different from what is currently encountered in topological insulating phases, since the two bands actually touch at $\varepsilon = \pi$ at two other points of the Brillouin zone, A_{π} and C_{π} , that are stable against the perturbation in m_+ . Therefore, these chiral states cannot be interpreted as the interface modes between two distinct topological (e.g. Chern) insulators, as they appear at the interface between two gapless semi-metals. The situation is maybe even more unusual with A_0 , since its ϕ coordinate matches that of B_0 (see figure 4) which remains stable under the perturbation in m_+ , according to Table II. It follows that the spectral flow coexists with bulk modes and does not bridge a gap, as shown in figure 6b. Notice that the direction of the spectral flow is the same for B_{π} and A_0 , in agreement with the common value of their topological charge.

2. Spectral flow induced by a spatial variation of m_-

Similarly, a spatial variation of the mass term m_- leads to a topological spectral flow for B_0 , C_0 , A_{π} and C_{π} when ϕ is varied, provided m_- changes sign. Let us focus on B_0 which is a semi-Dirac point, since their topological charge and their associated spectral flow is overlooked in the literature in comparison to Dirac points. An expansion

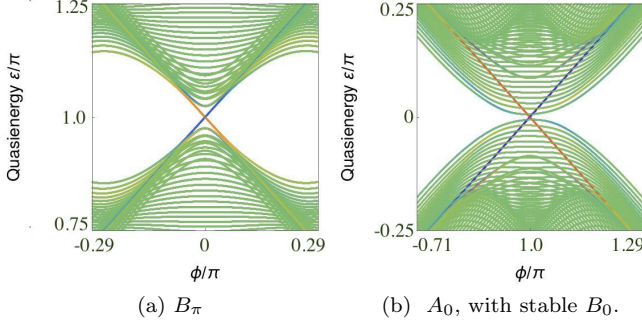


Figure 6. Existence of chiral edge modes at the interface, where the mass term m_+ changes sign twice with x (periodic geometry). For degeneracy point (a) A_0 at quasienergy 0, which exists along with the gapless B_0 and another for (b) B_π at quasienergy π .

of the effective Hamiltonian $H_{\text{eff}}^{B_0} = \mathbf{h}^{B_0} \cdot \boldsymbol{\sigma}$ in coupling parameters and quasimomenta gives

$$\mathbf{h}^{B_0}(\delta\phi, \delta k_x, m_-) = \begin{pmatrix} -2m_- - \frac{\delta k_x}{2}(\delta\phi + \delta k_x) \\ 2\delta\phi m_- \\ \delta\phi - \delta k_x \end{pmatrix} \quad (15)$$

The eigenvalues $\varepsilon_{\pm} = \pm|\mathbf{h}^{B_0}|$ yields a semi-Dirac behavior when $m_- = 0$, as announced (see Fig. 7). The introduction of m_- opens a gap, and allows us to define the topological charge of this degeneracy point as

$$\begin{aligned} \deg(\mathbf{h}^{B_0}) &= \sum_{p_i^{(0)}} \text{sgn} \det \begin{pmatrix} -\frac{\delta k_x}{2} & 2m_- & 1 \\ -\delta k_x - \frac{\delta\phi}{2} & 0 & -1 \\ -2 & 2\delta\phi & 0 \end{pmatrix} \\ &= \sum_{p_i^{(0)}} \text{sgn} [4m_- - (3\delta k_x + \delta\phi)\delta\phi] \end{aligned} \quad (16)$$

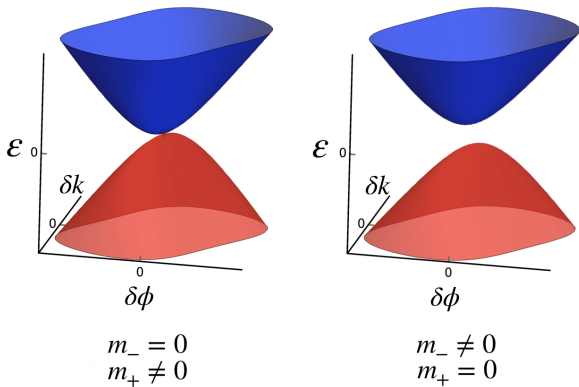


Figure 7. Semi-Dirac point B_0 at quasienergy $\varepsilon = 0$ located at $(\phi, k_x) = (\pi, 0)$. This degeneracy point is robust against a perturbation m_+ but a gap opens due to the introduction of m_- .

One can evaluate the pre-images by fixing a direction for \mathbf{h}^{B_0} , say along z . This imposes the three following

conditions

$$-4m_- = \delta k_x(\delta\phi + \delta k_x) \quad (17a)$$

$$\delta\phi m_- = 0 \quad (17b)$$

$$\delta\phi > \delta k_x \quad (17c)$$

Three pre-images $(\phi_i, k_{x,i}, m_i)$ are found to satisfy these conditions : $p_1^{(0)} = (-k_1, k_1, 0)$ with $k_1 > 0$, $p_2^{(0)} = (0, k_2, -k_2^2/4)$ with $k_2 < 0$ and $p_3^{(0)} = (\phi_3, 0, 0)$ with $\phi_3 > 0$. The pre-image $p_1^{(0)}$ yields a positive contribution to the sum (16) while both $p_2^{(0)}$ and $p_3^{(0)}$ contribute negatively, so that finally $\deg \mathbf{h}^{B_0} = -1$. A similar calculation leads to $\deg \mathbf{h}^{C_\pi} = +1$, $\deg \mathbf{h}^{A_\pi} = +1$ and $\deg \mathbf{h}^{C_0} = +1$.

Accordingly, a numerical calculation is performed in a periodic geometry where $m_-(l)$ changes sign twice when varying with the discrete position index l on the network. Spectral flows are found in agreement with the value of the topological charge. The cases of the semi-Dirac points C_π and B_0 are depicted in figure III A 2, where the spectral flow for B_0 is indeed the opposite to that of C_π . They both illustrate the same phenomenology as that discussed in the previous section III A 1. In particular, there is a spectral flow around B_0 that coexists with bulk states, since A_0 , that has the same ϕ coordinate, is stable under a perturbation of m_- type.

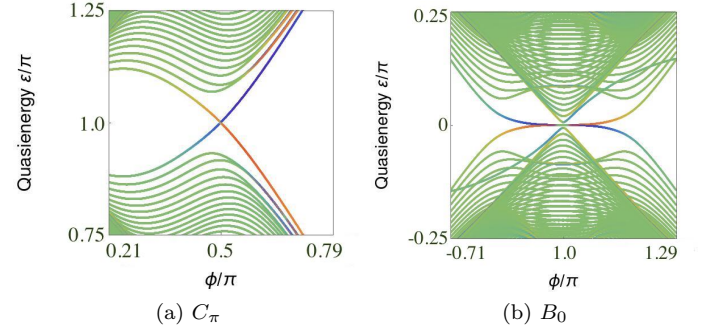


Figure 8. Existence of a spectral flow of modes localized at the two interfaces of the cylindrical geometry (in blue and red), where the mass term m_- changes sign twice, in the vicinity of (a) C_π at quasienergy π , and (b) B_0 at quasienergy 0. In the second case, the spectral flow crosses the Dirac point A_0 .

IV. CHIRAL EDGE STATES IN GAPLESS SYSTEMS

Here is another situation where the bulk topological invariants of the bands are ill-defined, because these bands precisely always touch somewhere in the Brillouin zone. Since the topological spectral flow consists in confined modes at the frontier between two domains of m_{\pm} with opposite signs, a natural question to ask is thus whether chiral states may exist at the boundary of a finite network with a fixed mass term m_{\pm} , that is specifically when

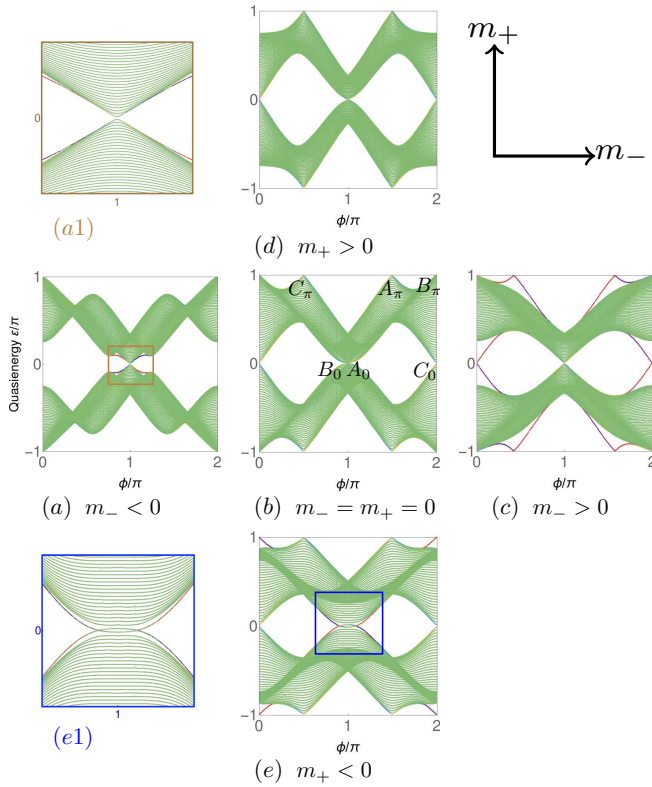


Figure 9. Quasienergy spectra of the four-step Floquet operator for $\phi_1 = -\phi_2 = \phi_3 = -\phi_4 = \phi$ in finite geometry as a function of either m_+ or m_- . Imposing a vanishing of either m_+ or m_- prevents a gap opening at 0 and π so that all the spectra are gapless. The two insets (a1) and (e1) show edge states at $\varepsilon = 0$ that merge to the bulk bands and disappear, unlike other chiral edge states for $m_{\pm} < 0$ that live in local gaps.

the Chern number C of the bands (to be distinguished from the Chern numbers assigned to the degeneracy \mathcal{C} (12)) cannot be defined. Quasienergy spectra computed in that geometry are shown in figure 9 for different values of uniform m_{\pm} . We find chiral edge states (with respect to ϕ) at A_{π} , C_{π} and C_0 when $m_- > 0$, and at B_{π} when $m_+ < 0$. Edge states are also found around A_0

for $m_+ < 0$ and B_0 for $m_- < 0$, where the gap remains close.

The first remark is that the sign of m_{\pm} that gives rise to edge states does not seem obviously related to the topological charge computed above. Moreover, while these edge states look very similar to what can be found in gapped systems for A_{π} , C_{π} , C_0 and B_{π} , as they bridge a local gap, the situation is different for A_0 and B_0 that are affected by the bulk modes. The inset figures show that these edge states actually do not connect the two bands, but eventually couple to the bulk modes and disappear (figures 9 (a1) and (e1)). This is in sharp contrast with the continuous interfaces in m_{\pm} that revealed a continuous spectral flow through the bulk modes (figures 6b and 8b).

The existence of a spectral flow when a mass term is continuously varied and changes sign, is traditionally understood as a mode emerging at the interface between two topologically nonequivalent systems. This is of course meaningful provided that each system's topology is well defined in itself, when the mass term is fixed, like in topological insulators. This is however not always the case. In particular, in continuous media, the Chern numbers C of the bands are only well defined when the projectors are regularized at infinity.^{41–45} Otherwise, the topological charge approach used here remains a powerful valid strategy.^{37,39,40}

V. CONCLUSION

We have reported a model where the gapless spectrum prevents the definition of a Chern number for the bands and a Floquet winding number for the gaps.²⁸ Still, we have shown that topological chiral spectral flows of interface states can be engineered by a suitable anisotropic perturbation that changes sign. Such spectral flows can even coexist with delocalized (bulk) modes from which they remain uncoupled, in contrast to edge states in finite geometry with open boundaries. These spectral flows can be interpreted as robust chiral states at the interface between gapless semimetallic phases.

¹ M. Z. Hasan and C. L. Kane, *Rev. Mod. Phys.* **82**, 3045 (2010).

² N. P. Armitage, E. J. Mele, and A. Vishwanath, *Rev. Mod. Phys.* **90**, 015001 (2018).

³ S. Murakami, *New Journal of Physics* **9**, 356 (2007).

⁴ S. Murakami, S. Iso, Y. Avishai, M. Onoda, and N. Nagaosa, *Phys. Rev. B* **76**, 205304 (2007).

⁵ F. D. M. Haldane, *Phys. Rev. Lett.* **61**, 2015 (1988).

⁶ A. A. Burkov and L. Balents, *Phys. Rev. Lett.* **107**, 127205 (2011).

⁷ X. Wan, A. M. Turner, A. Vishwanath, and S. Y. Savrasov, *Phys. Rev. B* **83**, 205101 (2011).

⁸ P. Delplace, J. Li, and D. Carpentier, *EPL (Europhysics Letters)* **97**, 67004 (2012).

⁹ S.-Y. Xu, I. Belopolski, N. Alidoust, M. Neupane, G. Bian, C. Zhang, R. Sankar, G. Chang, Z. Yuan, C.-C. Lee, S.-M. Huang, H. Zheng, J. Ma, D. S. Sanchez, B. Wang, A. Bansil, F. Chou, P. P. Shibayev, H. Lin, S. Jia, and M. Z. Hasan, *Science* **349**, 613 (2015).

¹⁰ M. Fujita, K. Wakabayashi, K. Nakada, and K. Kusakabe, *Journal of the Physical Society of Japan* **65**, 1920 (1996), <https://doi.org/10.1143/JPSJ.65.1920>.

¹¹ K. Nakada, M. Fujita, G. Dresselhaus, and M. S. Dresselhaus, *Phys. Rev. B* **54**, 17954 (1996).

- ¹² L. Zhou, C. Chen, and J. Gong, *Phys. Rev. B* **94**, 075443 (2016).
- ¹³ X. Ying and A. Kamenev, *Phys. Rev. Lett.* **121**, 086810 (2018).
- ¹⁴ Y. Hatsugai, *Phys. Rev. Lett.* **71**, 3697 (1993).
- ¹⁵ G. M. Graf and M. Porta, *Communications in Mathematical Physics* **324**, 851 (2013).
- ¹⁶ T. Kitagawa, M. A. Broome, A. Fedrizzi, M. S. Rudner, E. Berg, I. Kassal, A. Aspuru-Guzik, E. Demler, and A. G. White, *Nat. Commun.* **3**, 882 (2012).
- ¹⁷ M. Bellec, C. Michel, H. Zhang, S. Tzortzakis, and P. Delplace, *EPL (Europhysics Letters)* **119**, 14003 (2017).
- ¹⁸ M. Wimmer, H. M. Price, I. Carusotto, and U. Peschel, *Nat. Phys.* **13**, 545 (2017).
- ¹⁹ G. Q. Liang and Y. D. Chong, *Phys. Rev. Lett.* **110**, 203904 (2013).
- ²⁰ M. Pasek and Y. D. Chong, *Phys. Rev. B* **89**, 075113 (2014).
- ²¹ W. Hu, J. C. Pillay, K. Wu, M. Pasek, P. P. Shum, and Y. D. Chong, *Phys. Rev. X* **5**, 011012 (2015).
- ²² C. Tauber and P. Delplace, *New J. Phys.* **17**, 115008 (2015).
- ²³ H. Wang, L. Zhou, and Y. D. Chong, *Phys. Rev. B* **93**, 144114 (2016).
- ²⁴ P. Delplace, M. Fruchart, and C. Tauber, *Phys. Rev. B* **95**, 205413 (2017).
- ²⁵ P. Delplace, (2019), [arXiv:1905.11194](#).
- ²⁶ L. K. Upreti, C. Evain, S. Randoux, P. Suret, A. Amo, and P. Delplace, “Floquet winding metals,” (2019), [arXiv:1907.09914 \[cond-mat.mes-hall\]](#).
- ²⁷ A. C. Potter, J. Chalker, and V. Gurarie, [arXiv preprint arXiv:2002.04058](#) (2020).
- ²⁸ M. S. Rudner, N. H. Lindner, E. Berg, and M. Levin, *Phys. Rev. X* **3**, 031005 (2013).
- ²⁹ S. Banerjee, R. R. P. Singh, V. Pardo, and W. E. Pickett, *Phys. Rev. Lett.* **103**, 016402 (2009).
- ³⁰ G. Montambaux, F. Piéchon, J.-N. Fuchs, and M. O. Goerbig, *Phys. Rev. B* **80**, 153412 (2009).
- ³¹ H. Huang, Z. Liu, H. Zhang, W. Duan, and D. Vanderbilt, *Phys. Rev. B* **92**, 161115 (2015).
- ³² S. Banerjee, “Anderson localization for semi-dirac semi-weyl semi-metal,” (2015), [arXiv:1508.05145 \[cond-mat.str-el\]](#).
- ³³ C. Zhong, Y. Chen, Y. Xie, Y.-Y. Sun, and S. Zhang, *Phys. Chem. Chem. Phys.* **19**, 3820 (2017).
- ³⁴ A. Mawrie and B. Muralidharan, *Phys. Rev. B* **100**, 081403 (2019).
- ³⁵ M. Nakahara, *Geometry, topology and physics* (CRC Press, 2003).
- ³⁶ G. E. Volovik, *Technoogy* (Oxford University Press, 2009).
- ³⁷ P. Delplace, J. B. Marston, and A. Venaille, *Science* **358**, 1075 (2017).
- ³⁸ F. Faure, [arXiv preprint arXiv:1901.10592](#) (2019).
- ³⁹ M. Perrot, P. Delplace, and A. Venaille, *Nature Physics* **15**, 781 (2019).
- ⁴⁰ M. Marciani and P. Delplace, [arXiv preprint arXiv:1906.09057](#) (2019).
- ⁴¹ G. Volovik, *Zhurnal Eksperimental’noj i Teoreticheskoy Fiziki* **20** (1988).
- ⁴² M. G. Silveirinha, *Phys. Rev. B* **92**, 125153 (2015).
- ⁴³ C. Tauber, P. Delplace, and A. Venaille, *Journal of Fluid Mechanics* **868**, R2 (2019).
- ⁴⁴ A. Souslov, K. Dasbiswas, M. Fruchart, S. Vaikuntanathan, and V. Vitelli, *Phys. Rev. Lett.* **122**, 128001 (2019).
- ⁴⁵ C. Tauber, P. Delplace, and A. Venaille, *Phys. Rev. Research* **2**, 013147 (2020).