

Discrete-valued Preference Estimation with Graph Side Information

Changhun Jo¹ Kangwook Lee²

Abstract

Incorporating graph side information into recommender systems has been widely used to better predict ratings, but relatively few works have focused on theoretical guarantees. Ahn et al. (2018) firstly characterized the optimal sample complexity in the presence of graph side information, but the results are limited due to strict, unrealistic assumptions made on the unknown preference matrix. In this work, we propose a new model in which the unknown preference matrix can have any discrete values, thereby relaxing the assumptions made in prior work. Under this new model, we fully characterize the optimal sample complexity and develop a computationally-efficient algorithm that matches the optimal sample complexity. We also show that our algorithm is robust to model errors, and it outperforms existing algorithms on both synthetic and real datasets.

1. Introduction

Recommender systems provide suggestions for items based on users' decisions such as ratings given to those items. By exploiting accurate recommender systems, service providers such as Amazon.com and Netflix can increase their revenue. At the same time, users can make better decisions with proper recommendations. Collaborative filtering is a popular approach to designing recommender systems (Herlocker et al., 1999; Sarwar et al., 2001; Linden et al., 2003; Rennie & Srebro, 2005; Salakhutdinov & Mnih, 2007; 2008; Agarwal & Chen, 2010).

However, collaborative filtering suffers from the cold start problem since it relies only on past interactions between users and items. With the exponential growth of social media, recommender systems have started to use a social graph to resolve the cold start problem. For instance, Jamali & Ester (2010) provide an algorithm that handles the cold start problem by exploiting social graph information.

A lot of works have improved the performance of algorithms by incorporating graph side information into recommender systems (Jamali & Ester, 2009a;b; 2010; Cai et al., 2011; Ma et al., 2011; Yang et al., 2012; 2013). Relatively few works have focused on justifying theoretical guarantees of the performance (Chiang et al., 2015; Rao et al., 2015; Ahn et al., 2018). For example, Ahn et al. (2018) find the minimum number of observed ratings for reliable recovery of a preference matrix, under some strong assumptions, with social graph information and partial observation of the rating matrix. They also provide an efficient algorithm with low computational complexity.

However, the assumptions that Ahn et al. (2018) use in their model are too strong to reflect the real world. In specific, they assume that each user rates each item either $+1$ (like) or -1 (dislike), and that the observations are noisy so that they can be flipped with probability $\theta \in (0, \frac{1}{2})$. This assumption can be interpreted as each user rates each item $+1$ with probability $1 - \theta$ or θ . Since their model assumes that θ is constant for all users and items, the discrepancy between the model and the real world occurs; if a user A likes item a, b and c with probability $\frac{3}{4}$, $\frac{1}{2}$ and $\frac{1}{4}$ respectively, then the model cannot represent this case well.

This motivates us to propose a general model that better represents real life. Specifically, we assume that user i likes item j with probability $R_{ij} \in \{p_1, p_2, \dots, p_d\}$ where d is a positive integer and $p_t \in (0, 1)$. The advantage of using our generalized model is that, as long as we use constant d and $\{p_1, p_2, \dots, p_d\}$ throughout all (i, j) 's, we can choose arbitrary $d \in \mathbb{N}$ and arbitrary $p_t \in (0, 1)$ for $t = 1, 2, \dots, d$. We need another assumption regarding the social graph information which can be found in Section 3. Then we characterize the optimal sample complexity based on our model, develop an algorithm with low computational complexity, and eventually compare the performance between our algorithm and the one of (Ahn et al., 2018).

To further highlight the limitation of the model of (Ahn et al., 2018), we present experimental results in Fig. 1. We generate synthetic rating data as well as graph side information as per a specific model. (We will provide a detailed description of the data generation model in Sec. 3 and of the experimental setting in Sec. 6.) In particular, we set $p_1 = 0.3$ and $p_2 = 0.62$. Note that $p_1 + p_2 \neq 1$, i.e., the symme-

¹Department of Mathematics, University of Wisconsin-Madison ²Department of Electrical and Computer Engineering, University of Wisconsin-Madison.

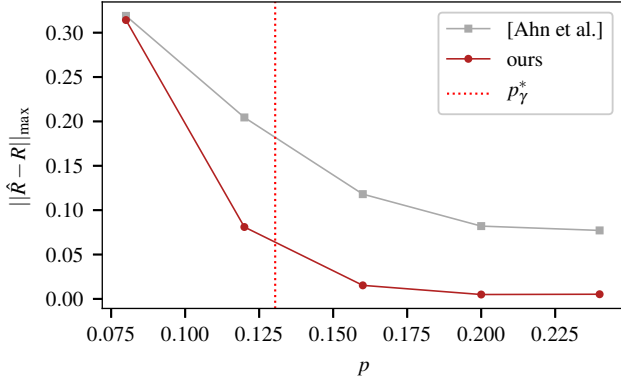


Figure 1. Estimation error of the algorithm proposed in (Ahn et al., 2018) and that of our algorithm when the strict modeling assumption does not hold. The x -axis is the probability of observing each rating (p), and the y -axis is the estimation error measured in $\|\cdot\|_{\max}$. One can observe that our algorithm, developed for a wider range of data models, strictly outperforms the existing estimator for all tested values of p .

try assumption does not hold anymore. The gray curve in the figure is the estimation error of the algorithm proposed in (Ahn et al., 2018) designed under a restricted model, and the brown curve is that of our algorithm developed with relaxed assumptions. We can see that our algorithm successfully recovers the ground-truth preference matrix while the estimation error of the algorithm of (Ahn et al., 2018) is much larger for all tested values of p . This clearly shows that the modeling assumption made in (Ahn et al., 2018) is highly limited as their algorithm quickly breaks down even when the symmetry assumption is just slightly off.

This paper is organized as follows. We briefly explain related works in Sec. 2 and propose a generalized model for a recommender system with social graph information in Sec. 3. Sec. 4 characterizes the optimal sample complexity and gives an outline of the proof of our main theorem. In Sec. 5, we propose an algorithm with low computational complexity and give an outline of the proof for the theoretical guarantee of the performance. Experiments are conducted with synthetic and real data to compare the performance between our algorithm and the one of (Ahn et al., 2018) in Sec. 6. Finally, we discuss our results in Sec. 7.

1.1. Notation

Let $[n] := \{1, 2, \dots, n\}$. For any vector x , $\|x\|_0$ is the number of non-zero entries of x . $\mathbb{1}(\cdot)$ is the indicator function. An undirected graph is a pair $G = (V, E)$ where V is a set of vertices and $E (\subseteq \{\{x, y\} : x \neq y \in V\})$ is a set of edges. Let X and Y be two exclusive subsets of V , then we define $e(X, Y) := |E \cap \{\{x, y\} : x \in X, y \in Y\}|$ which is the number of edges between X and Y .

2. Related work

Collaborative filtering has been widely used to design recommender systems. There are two types of methods commonly used in collaborative filtering; neighborhood-based method and matrix factorization-based method. The neighborhood-based approach predicts users' ratings by finding similarity between users (Herlocker et al., 1999), or by finding similarity between items (Sarwar et al., 2001; Linden et al., 2003). In the matrix factorization-based approach, it assumes users' preference matrix is of low rank, so the preference matrix can be decomposed into two rectangular matrices of low dimension (Rennie & Srebro, 2005; Salakhutdinov & Mnih, 2007; 2008; Agarwal & Chen, 2010).

Since collaborative filtering relies solely on past interactions between users and items, it has suffered from the cold start problem; collaborative filtering cannot provide a recommendation for new users since the system does not have enough information. A lot of works have been done to avoid this problem by incorporating social graph information into recommender systems. In specific, the social graph helps neighborhood-based method to find better neighborhood (Jamali & Ester, 2009a;b; Yang et al., 2012; 2013). Some works add social regularization terms on the matrix factorization method to improve the performance (Cai et al., 2011; Jamali & Ester, 2010; Ma et al., 2011).

Few works have been done to provide theoretical guarantees of their models that consider graph side information. Chiang et al. (2015) consider a model that incorporates general side information into matrix completion, and provide statistical guarantees. Rao et al. (2015) derive consistency guarantees for graph regularized matrix completion.

Recently, several works have studied the binary rating estimation problem with the aid of social graph information (Ahn et al., 2018; Yoon et al., 2018; Zhang et al., 2019). These works characterize the optimal sample complexity as the minimum number of observed ratings for reliable recovery of a preference matrix under various settings, and find how much the social graph information reduces the optimal sample complexity. However, all of these works require strict assumptions on the rating generation model, which is too limited to well capture the real-world data.

3. Model

There are n users and m items where m can scale with n . Below are the assumptions on our model.

1. Each user rates each item either $+1$ (like) or -1 (dislike) where the probability of choosing $+1$ belongs to $\{p_1, p_2, \dots, p_d\}$ where $0 < p_1 \leq p_2 \leq \dots \leq p_d < 1$.

2. n is an even number and n users are clustered into two groups of the same size, and the users in the same group share the same rating tendency.

By the assumptions above, we can consider a preference matrix $R \in \{p_1, p_2, \dots, p_d\}^{n \times m}$ such that a half of its rows are equal to u_R and the other half are v_R , and user i likes item j with probability of R_{ij} . As a result of the clustering, we get two exclusive sets of row indices, and we denote these sets by A_R and B_R respectively.

3.1. Observation model

N^Ω (Partial observation of ratings) In the real world, it is hard to observe every user's rating on every item. In the worst case, there can be a user whose ratings on items are not observed at all. Hence we need an assumption that we can observe only a small fraction of users' ratings, that is, we assume that we observe each entry of R independently with probability p where $p \in [0, 1]$. We denote the subset of observed entries by Ω which is a subset of $[n] \times [m]$. Then we define the observation matrix N^Ω by

$$(N^\Omega)_{ij} := \begin{cases} \text{user } i \text{'s rating on item } j, & \text{if } (i, j) \in \Omega, \\ 0, & \text{otherwise,} \end{cases}$$

which means $(N^\Omega)_{ij} \stackrel{i.i.d.}{\sim} \text{Bern}(p) \cdot (2\text{Bern}(p_t) - 1)$ where $p_t = R_{ij}$ and $t \in [d]$.

G (Social graph information) We observe the social graph $G = ([n], E)$ on n users and we further assume that the graph is generated as per the stochastic block model (SBM) (Holland et al., 1983) for two clusters of users A_R and B_R of the same size. In specific, if two users i and j are from the same cluster, an edge between them is placed with probability α , independently of the others. If they are from the different clusters, the probability of having an edge between them is β , where $\alpha \geq \beta$.

Remark 1. Ahn et al. (2018) assume that each user rates each item either +1 (like) or -1 (dislike), and that the observations are noisy so that they can be flipped with probability $\theta \in (0, \frac{1}{2})$. This assumption can be interpreted as each user rates each item +1 with probability $1 - \theta$ (when the user's true rating is +1) or θ (when the user's true rating is -1). Our generalized model is inspired by this observation, in specific, we let the probability of choosing +1 to be $\{p_1, p_2, \dots, p_d\}$ instead of $\{\theta, 1 - \theta\}$. One can show that the model of (Ahn et al., 2018) is the special case of our model by setting $d = 2, p_1 = \theta, p_2 = 1 - \theta$.

4. Fundamental Limit on Sample Complexity

In this section, we characterize the fundamental limit on sample complexity under our new data generation model. We first formally define the worst-case error probability.

Definition 1 (Worst-case probability of error). Let γ be a fixed number in $(0, 1)$ and ψ be an estimator that outputs a preference matrix in $\{p_1, p_2, \dots, p_d\}^{n \times m}$ based on N^Ω and G . We define the worst-case probability of error $P_e^\gamma(\psi) := \max \{ \Pr(\psi(N^\Omega, G) \neq R) : R \in \{p_1, p_2, \dots, p_d\}^{n \times m}, \|u_R - v_R\|_0 = \lceil \gamma m \rceil \}$ where $\|x\|_0$ is the number of non-zero entries of x .

Below is our main theorem that characterizes the optimal sample complexity as a function of $n, m, \gamma, \alpha, \beta, M$.

Theorem 1. Let $\gamma \in (0, 1)$, $m = \omega(\log n)$, $\log m = o(n)$, and

$$M := \max_{i \in \{1, 2, \dots, d-1\}} (\sqrt{p_i p_{i+1}} + \sqrt{(1-p_i)(1-p_{i+1})}),$$

$$I_s := -2 \log (\sqrt{\alpha\beta} + \sqrt{(1-\alpha)(1-\beta)}).$$

Then, the following holds for arbitrary $\epsilon > 0$;

- (I) if $p \geq \frac{1}{1-M} \max \left\{ \frac{(1+\epsilon) \log n - \frac{n}{2} I_s}{\gamma m}, \frac{(1+\epsilon) 2 \log m}{n} \right\}$, then there exists an estimator ψ that outputs a preference matrix in $\{p_1, p_2, \dots, p_d\}^{n \times m}$ based on N^Ω and G such that $P_e^\gamma(\psi) \rightarrow 0$ as $n \rightarrow \infty$
- (II) if $p \leq \frac{1}{1-M} \max \left\{ \frac{(1-\epsilon) \log n - \frac{n}{2} I_s}{\gamma m}, \frac{(1-\epsilon) 2 \log m}{n} \right\}$ and $\alpha = O(\frac{\log n}{n})$, then $P_e^\gamma(\psi) \rightarrow 0$ as $n \rightarrow \infty$ for any ψ .

Theorem 1 shows that $\frac{1}{1-M} \max \left\{ \frac{\log n - \frac{n}{2} I_s}{\gamma m}, \frac{2 \log m}{n} \right\}$ can be used as a sharp threshold for reliable recovery of the ground-truth preference matrix. As nmp is the expected number of observed entries when the observation rate is p , we define the optimal sample complexity as follows.

Definition 2 (Optimal sample complexity). Let $p_{(\gamma)}^* = \frac{1}{1-M} \max \left\{ \frac{\log n - \frac{n}{2} I_s}{\gamma m}, \frac{2 \log m}{n} \right\}$. Then the optimal sample complexity is defined as $nmp_{(\gamma)}^*$.

Remark 2. If we set $d = 2, p_1 = \theta, p_2 = 1 - \theta$, then $M = \sqrt{\theta(1-\theta)} + \sqrt{(1-\theta)\theta} = 2\sqrt{\theta(1-\theta)}$. Plugging this into the result of Theorem 1, we get $p_{(\gamma)}^* = \frac{1}{(\sqrt{1-\theta} - \sqrt{\theta})^2} \max \left\{ \frac{\log n - \frac{n}{2} I_s}{\gamma m}, \frac{2 \log m}{n} \right\}$ which implies the result of (Ahn et al., 2018) is a special case of our result.

Remark 3. Ahn et al. (2018) made implicit assumptions that $\alpha, \beta \rightarrow 0$ and $\frac{\alpha}{\beta} \rightarrow 1$ as $n \rightarrow 0$. These assumptions are used when they approximate $-2 \log(\sqrt{\alpha\beta} + \sqrt{(1-\alpha)(1-\beta)}) = (1 + o(1))(\sqrt{\alpha} - \sqrt{\beta})^2$. The approximation does not hold without above assumptions, in explicit, $-2 \log(\sqrt{\alpha\beta} + \sqrt{(1-\alpha)(1-\beta)}) = (\sqrt{\alpha} - \sqrt{\beta})^2 \left\{ \frac{(\sqrt{\alpha} + \sqrt{\beta})^2}{4\beta(1-\beta)} + o(1) \right\}$ (see Remark 1 in the appendix for the derivation). The MLE achievability part of our theorem does not make any implicit assumptions, and the results hold for any α and β . To do this, we introduce a modified definition of $I_s := -2 \log(\sqrt{\alpha\beta} + \sqrt{(1-\alpha)(1-\beta)})$.

4.1. Proof outline of Theorem 1

In this section, we provide a proof sketch. The full proof is deferred to the appendix.

We need to prove the following for arbitrary $\epsilon > 0$;

- (I) If $p \geq \frac{1}{1-M} \max \left\{ \frac{(1+\epsilon) \log n - \frac{n}{2} I_s}{\gamma m}, \frac{2(1+\epsilon) \log m}{n} \right\}$, then there exists an estimator ψ such that $P_e^\gamma(\psi) \rightarrow 0$ as $n \rightarrow \infty$,
 (II) If $p \leq \frac{1}{1-M} \max \left\{ \frac{(1-\epsilon) \log n - \frac{n}{2} I_s}{\gamma m}, \frac{2(1-\epsilon) \log m}{n} \right\}$, then $P_e^\gamma(\psi) \rightarrow 0$ as $n \rightarrow \infty$ for any ψ .

To show (I), we will consider the maximum likelihood estimator ψ_{ML} and show that $P_e^\gamma(\psi_{ML}) \rightarrow 0$ as $n \rightarrow \infty$. To show (II), we will carefully construct genie-aided estimators whose probability of error serves as a lower bound of any estimator. This can be done by providing an estimator with more information than what is available. We then show the probability of error of this genie-aided estimator does not approach to zero, which immediately implies (II).

4.1.1. PROOF OUTLINE OF (I)

Let R be an arbitrary ground-truth preference matrix satisfying $\|u_R - v_R\|_0 = \lceil \gamma m \rceil$. Recall that we assume that n users are clustered into two clusters A_R and B_R . By switching the order of items (columns of the preference matrix) if necessary, we can assume $(u_R)_j = (v_R)_j$ for $j = 1, 2, \dots, m - \lceil \gamma m \rceil$ and $(u_R)_j \neq (v_R)_j$ for $j = m - \lceil \gamma m \rceil + 1, \dots, m$. By switching the order of users (rows of the preference matrix) if necessary, we can also assume that $A_R = \lfloor \frac{n}{2} \rfloor$, $B_R = [n] \setminus \lfloor \frac{n}{2} \rfloor$. We will first find the upper bound on $\Pr(\psi_{ML}(N^\Omega, G) \neq R)$ for arbitrary R , and show that the upper bound approaches to 0 as $n \rightarrow \infty$. To show this, we need a few key lemmas, which we present below while deferring the proofs to the appendix.

The following lemma asserts that the negative log-likelihood of observed data can be written in a compact form.

Lemma 1. *Let $L(X)$ be the negative log-likelihood of N^Ω and G when the preference matrix is X . Then $L(X) = \sum_{1 \leq t \leq d} \left[\sum_{(i,j) \in \Omega_t} \{ \mathbb{1}(N_{ij}^\Omega = 1)(-\log p_t) + \mathbb{1}(N_{ij}^\Omega = -1)(-\log(1-p_t)) \} \right] + \log \left(\frac{\alpha(1-\beta)}{(1-\alpha)\beta} \right) e(A_X, B_X) + c$ where $c := -\log \{ (1-p)^{nm-|\Omega|} p^{|\Omega|} \alpha^{|E|} (1-\alpha)^{2(\frac{n}{2})} (1-\beta)^{(\frac{n}{2})^2} \}$, $\Omega_t := \{(i,j) \in \Omega : X_{ij} = p_t\}$.*

In order to introduce another useful lemma, we first need to define χ , a set of preference matrices with certain properties. This will be used later to enumerate all possible preference matrices when we apply the union bound over them.

Definition 3. (i) $\chi(k, a_1, a_2, b_1, b_2) := \{X \in \{p_1, p_2, \dots, p_d\}^{n \times m} : |A_X \setminus A_R| = |B_X \setminus B_R| = k, u_X \text{ differs from } u_R \text{ at } a_1 \text{ coordinates among the first } m - \lceil \gamma m \rceil \text{ coordinates, } u_X \text{ differs from } u_R \text{ at } a_2 \text{ coordinates among}$

the last $\lceil \gamma m \rceil$ coordinates, v_X differs from v_R at b_1 many coordinates among the first $m - \lceil \gamma m \rceil$ coordinates, and v_X differs from v_R at b_2 many coordinates among the last $\lceil \gamma m \rceil$ coordinates.} (ii) Let \mathcal{I} to be the index set of χ , namely, $\mathcal{I} := \{(k, a_1, a_2, b_1, b_2) \neq (0, 0, 0, 0, 0) : 0 \leq k \leq \frac{n}{4}, 0 \leq a_1, b_1 \leq m - \lceil \gamma m \rceil, 0 \leq a_2, b_2 \leq \lceil \gamma m \rceil\}$.

Note that we can assume $k \leq \frac{n}{4}$ as one can switch the role of A_X and B_X if necessary.

Given these definitions, one can show that $L(X) - L(R)$ can be rewritten as a sum of Bernoulli random variables, where the number of summands depends on (k, a_1, a_2, b_1, b_2) if $X \in \chi(k, a_1, a_2, b_1, b_2)$. By formalizing this argument, we have the following lemma.

Lemma 2. *For $X \in \chi(k, a_1, a_2, b_1, b_2)$, $\Pr(L(X) \leq L(R)) = \Pr \left(\sum_{1 \leq a \neq b \leq d} \left[\sum_{(i,j) \in Q_{ab}} \mathbb{P}_{ij} \{ \mathbb{P}_{a,ij} \log \frac{p_b}{p_a} + (1 - \mathbb{P}_{a,ij}) \log \frac{1-p_b}{1-p_a} \} \right] + \log \left(\frac{\alpha(1-\beta)}{(1-\alpha)\beta} \right) \sum_{1 \leq i \leq 2(\frac{n}{2}-k)} (B_i - A_i) \geq 0 \right)$ where $Q_{ab} := \{(i,j) \in [n] \times [m] : R_{ij} = p_a, X_{ij} = p_b\}$, $A_i \stackrel{i.i.d.}{\sim} \text{Bern}(\alpha)$, $B_i \stackrel{i.i.d.}{\sim} \text{Bern}(\beta)$, $\mathbb{P}_{ij} \stackrel{i.i.d.}{\sim} \text{Bern}(p)$, $\mathbb{P}_{a,ij} \stackrel{i.i.d.}{\sim} \text{Bern}(p_a)$.*

Using these two lemmas, we are ready to prove (I). Note that the event $[\psi_{ML}(N^\Omega, G) \neq R]$ occurs only if there exists a preference matrix X whose likelihood is greater than or equal to that of R , i.e., $L(X) \leq L(R)$ for some X . Thus,

$$\begin{aligned} \Pr(\psi_{ML}(N^\Omega, G) \neq R) &\leq \Pr \left(\bigcup_{X \neq R} [L(X) \leq L(R)] \right) \\ &\leq \sum_{X \neq R} \Pr(L(X) \leq L(R)), \end{aligned}$$

where the last inequality follows from the union bound. By applying Lemma 2 and Chernoff bounds to $\Pr(L(X) \leq L(R))$ together, we show that $\sum_{X \neq R} \Pr(L(X) \leq L(R))$ approaches to 0 as n goes to ∞ in the appendix.

4.1.2. PROOF OUTLINE OF (II)

We now provide a proof sketch of (II). As we briefly mentioned before, we construct a genie-aided MLE by providing MLE with a small set where the ground-truth preference matrix lies. Clearly, the error probability of such a genie-aided MLE must be lower than that of the MLE or any other estimators. We provide a formal proof of this property in the appendix. If the set reveals too much information, the error probability of the genie-aided MLE may become 0, resulting in a vacuous lower bound. If the set reveals the right amount of information to the MLE, the error probability may become strictly larger than 0 while making the analysis much more tractable. Therefore, the key technical contribution here is to design an appropriate subset that strikes the

balance between the amount of information it reveals and the tractability of analysis.

Let $\mathcal{D}^\gamma := \{X \in \{p_{d_0}, p_{d_0+1}\}^{[n] \times [m]} : \|u_X - v_X\|_0 = \lceil \gamma m \rceil\}$ where $d_0 := \arg \max_{i \in [d-1]} (\sqrt{p_i p_{i+1}} + \sqrt{(1-p_i)(1-p_{i+1})})$. To show (II), it suffices to show that the followings hold for any estimator ψ : (i) If $\frac{1}{2}np(1-M) \leq (1-\epsilon) \log m$, $\Pr(S_\psi) \rightarrow 0$ as $n \rightarrow \infty$ where S_ψ is the success event of ψ ; (ii) If $\frac{1}{2}nI_s + \gamma mp(1-M) \leq (1-\epsilon) \log n$, $\Pr(S_\psi) \rightarrow 0$ as $n \rightarrow \infty$. In the appendix, we show that the genie-aided MLE with a subset $\mathcal{D}^\gamma \cap \chi(0, 0, 0, 1, 1)$ satisfies (i). Similarly, we can also show that the genie-aided MLE with a subset $\mathcal{D}^\gamma \cap \chi(1, 0, 0, 0, 0)$ satisfies (ii). Since the success probability of any estimator cannot be larger than that of any genie-aided MLE, these conclude the proof.

5. Proposed Algorithm

Since the time complexity of the maximum likelihood estimator is exponential in n , it cannot be used in practice. In this section, we first develop a computationally efficient algorithm. We then provide a theoretical guarantee that if $p \geq \frac{1}{1-M} \max \left\{ \frac{(1+\epsilon) \log n - \frac{n}{2} I_s}{\gamma m}, \frac{(1+\epsilon) 2 \log m}{n} \right\}$ for some $\epsilon > 0$, then the proposed algorithm recovers the preference matrix with high probability.

Let us first describe how our algorithm works while deferring the mathematical justifications to Sec. 5.1. Our algorithm consists of three stages. Stage 1 takes the graph data as input and outputs an almost correct clustering result of users, Stage 2 takes this clustering result and rating data as input and outputs preference vectors, and Stage 3 takes the clustering result and the estimated preference vectors as input and outputs the final estimate.

Stage 1 We run a spectral clustering algorithm (Gao et al., 2017) to get an initial clustering result. Unless α is too close to β , this stage will give us a reasonable clustering result, which we can kick-start the entire estimation procedure. Note that other clustering algorithms (Abbe & Sandon, 2015; Chin et al., 2015; Krzakala et al., 2013; Lei & Rinaldo, 2015) can be used for this stage.

Stage 2 Based on the clustering result from stage 1, we sample $m_0 = d \lceil \log m \rceil$ many a_j 's and a'_j 's respectively with replacement where a_j, a'_j are estimations of $p_t \in \{p_1, \dots, p_d\}$. Since $n \rightarrow \infty, m \rightarrow \infty$ which implies $2d \lceil \log m \rceil$ many samples ensure that every $p_t \in \{p_1, \dots, p_d\}$ will be estimated by at least one of a_j 's or a'_j 's. Assuming we know the number of levels of preference $d = |\{p_1, \dots, p_d\}|$, there will be d number of clusters around p_1, \dots, p_d , respectively. So we sort a_j 's and a'_j 's to get b_1, \dots, b_{2m_0} , and if we pick the largest number from

$\{b_{j+1} - b_j : j = 1, \dots, 2m_0 - 1\}$ through $(d-1)$ -th largest number from $\{b_{j+1} - b_j : j = 1, \dots, 2m_0 - 1\}$, we can find the boundary elements of each cluster (which is possible under the assumption of Theorem 2, and will be explained in the proof outline of Theorem 2). Taking average within each cluster, we get \hat{p}_k which is the estimation of p_k . Then for each pair of cluster and column, we assign one of $\hat{p}_1, \dots, \hat{p}_d$ whose likelihood is maximum for that pair. This gives us \hat{u}_R, \hat{v}_R which are the estimations of preference vectors.

Stage 3 We first compute $\hat{\alpha}, \hat{\beta}$ that estimate α, β based on the clustering result from Stage 1 and the number of edges within a cluster and across clusters. Then for each user i , we update the user i 's affiliation whose estimation of likelihood is maximum where the estimation is based on \hat{p}_k 's, $\hat{\alpha}, \hat{\beta}$. In this stage, the number of mis-clustered users will decrease provided that estimations \hat{p}_k 's, $\hat{\alpha}, \hat{\beta}$ are close enough to their true values (and we will show that it holds under the assumption of Theorem 2).

The pseudocode of our proposed algorithm is given in Algorithm 1. The following theorem asserts that our algorithm will successfully estimate the ground-truth preference matrix with high probability as long as the sampling probability is slightly above the optimal threshold.

Remark 4. See Sec. B.4 for a general version of the algorithm where the clusters are of different sizes and the number of clusters is greater than 2.

Theorem 2. Let $\gamma \in (0, 1)$, $m = \omega(\log n)$, $\log m = o(n)$, $(\sqrt{\alpha} - \sqrt{\beta})^2 = \omega(\frac{1}{n})$, $m = O(n)$, and $\alpha = O(\frac{\log n}{n})$. Let $\phi_j \cdot 2m$ be the number of p_j 's among $u_R^{(1)}, \dots, u_R^{(m)}, v_R^{(1)}, \dots, v_R^{(m)}$ for $j = 1, \dots, d$, and assume that $\phi_j \rightarrow 0$ as $n \rightarrow \infty$. If

$$p \geq \frac{1}{1-M} \max \left\{ \frac{(1+\epsilon) \log n - \frac{n}{2} I_s}{\gamma m}, \frac{2(1+\epsilon) \log m}{n} \right\}$$

for some $\epsilon > 0$, then Algorithm 1 outputs \hat{R} where the following holds with probability approaching to 1 as n goes to ∞ : $\|\hat{R} - R\|_{\max} := \max_{(i,j) \in [n] \times [m]} |\hat{R}_{ij} - R_{ij}| = o(1)$.

5.1. Proof outline of Theorem 2

We now provide a proof sketch of Theorem 2. We note that the performance guarantee and proof for Stage 1 and Stage 3 are nearly identical to those of (Ahn et al., 2018), but Stage 2 requires nontrivial technical contributions. We now overview how we can obtain a performance guarantee of our algorithm, stage by stage.

Stage 1 Let $\eta := \frac{|A_R^{(0)} \setminus A_R|}{n}$. Then $\eta \rightarrow 0$ as $n \rightarrow \infty$ with probability approaching to 1.

Algorithm 1

Input: Observation $N^\Omega \in \{+1, -1\}^{n \times m}$, $G = ([n], E)$
 $d := |\{p_1, \dots, p_d\}|$

Initial spectral clustering $A_R^{(0)}, B_R^{(0)}$

Output: Preference vectors \hat{u}_R, \hat{v}_R
 Clusters of users \hat{A}_R, \hat{B}_R

Almost exact recovery of preference vectors:

for $t = 1$ **to** $m_0 := d \lceil \log m \rceil$ **do**

Sample $j_t \sim \text{unif}\{1, m\}$.

$$a_{j_t} \leftarrow \frac{\sum_{i \in A_R^{(0)}} \mathbb{1}(N_{ij_t}^\Omega = 1)}{\sum_{i \in A_R^{(0)}} \mathbb{1}(N_{ij_t}^\Omega = \pm 1)}, a'_{j_t} \leftarrow \frac{\sum_{i \in B_R^{(0)}} \mathbb{1}(N_{ij_t}^\Omega = 1)}{\sum_{i \in B_R^{(0)}} \mathbb{1}(N_{ij_t}^\Omega = \pm 1)}$$

end for

Sort $a_{j_1}, \dots, a_{j_{m_0}}, a'_{j_1}, \dots, a'_{j_{m_0}}$ in ascending order, get

b_1, \dots, b_{2m_0} .

$S \leftarrow \{1, \dots, 2m_0 - 1\}$

for $t = 1$ **to** $d - 1$ **do**

$k_t \leftarrow \arg \max_{j \in S} (b_{j+1} - b_j)$

$S \leftarrow S \setminus \{k_t\}$

end for

Sort k_1, \dots, k_{d-1} in ascending order, get r_1, \dots, r_{d-1} .

$r_d \leftarrow 2m_0, l_1 \leftarrow 1, l_{i+1} \leftarrow r_i + 1$ for $i = 1, \dots, d - 1$.

$\hat{p}_k \leftarrow \frac{\sum_{i=l_k}^{r_k} b_i}{r_k - l_k}$ for $k = 1, \dots, d$.

for $j = 1$ **to** m **do**

$$\hat{u}_R^{(j)} \leftarrow \arg \min_{\hat{p}_k: k \in [d]} \left(\sum_{i \in A_R^{(0)}} \{ \mathbb{1}(N_{ij}^\Omega = 1)(-\log \hat{p}_k) + \mathbb{1}(N_{ij}^\Omega = -1)(-\log(1 - \hat{p}_k)) \} \right),$$

$$\hat{v}_R^{(j)} \leftarrow \arg \min_{\hat{p}_k: k \in [d]} \left(\sum_{i \in B_R^{(0)}} \{ \mathbb{1}(N_{ij}^\Omega = 1)(-\log \hat{p}_k) + \mathbb{1}(N_{ij}^\Omega = -1)(-\log(1 - \hat{p}_k)) \} \right)$$

end for

$\hat{u}_R \leftarrow (\hat{u}_R^{(1)}, \dots, \hat{u}_R^{(m)}), \hat{v}_R \leftarrow (\hat{v}_R^{(1)}, \dots, \hat{v}_R^{(m)})$.

Exact recovery of clusters:

$$\hat{\alpha} \leftarrow \frac{e(A_R^{(0)}, A_R^{(0)}) + e(B_R^{(0)}, B_R^{(0)})}{2(\frac{\pi}{2})}, \hat{\beta} \leftarrow \frac{e(A_R^{(0)}, B_R^{(0)})}{(\frac{\pi}{2})^2}$$

$A_R^{(t)} \leftarrow \emptyset, B_R^{(t)} \leftarrow \emptyset$ for $t = 1, \dots, T := \lceil \log_2 n \rceil$.

for $t = 1$ **to** T **do**

for $i = 1$ **to** n **do**

$$\text{if } \log\left(\frac{\hat{\alpha}(1-\hat{\beta})}{\hat{\beta}(1-\hat{\alpha})}\right)e(\{i\}, A_R^{(t-1)}) + \left[\sum_{j: N_{ij}^\Omega=1} \log(\hat{u}_R^{(j)}) + \sum_{j: N_{ij}^\Omega=-1} \log(1 - \hat{u}_R^{(j)}) \right]$$

$$> \log\left(\frac{\hat{\alpha}(1-\hat{\beta})}{\hat{\beta}(1-\hat{\alpha})}\right)e(\{i\}, B_R^{(t-1)}) + \left[\sum_{j: N_{ij}^\Omega=1} \log(\hat{v}_R^{(j)}) + \sum_{j: N_{ij}^\Omega=-1} \log(1 - \hat{v}_R^{(j)}) \right]$$

then

$$A_R^{(t)} \leftarrow A_R^{(t-1)} \cup \{i\}$$

else

$$B_R^{(t)} \leftarrow B_R^{(t-1)} \cup \{i\}$$

end if

end for

end for

$$\hat{A}_R \leftarrow A_R^{(T)}, \hat{B}_R \leftarrow B_R^{(T)}.$$

Proof. Since $(\sqrt{\alpha} - \sqrt{\beta})^2 = \omega(\frac{1}{n})$ satisfies the assumption of Theorem 6 in (Gao et al., 2017), $\eta \rightarrow 0$ as $n \rightarrow \infty$ with probability approaching to 1. \square

Stage 2 Conditioned on the success of Stage 1, $\hat{u}_R \rightarrow u_R, \hat{v}_R \rightarrow v_R$ as $n \rightarrow \infty$ with probability approaching to 1.

Proof. We sample $m_0 := d \lceil \log m \rceil$ elements j_1, \dots, j_{m_0} from $[m]$ with replacement. Then, we define

$$a_j = \frac{\sum_{i \in A_R^{(0)}} \mathbb{1}(N_{ij}^\Omega = 1)}{\sum_{i \in A_R^{(0)}} \mathbb{1}(N_{ij}^\Omega = 1 \text{ or } -1)}, a'_j = \frac{\sum_{i \in B_R^{(0)}} \mathbb{1}(N_{ij}^\Omega = 1)}{\sum_{i \in B_R^{(0)}} \mathbb{1}(N_{ij}^\Omega = 1 \text{ or } -1)}$$

for $j = j_1, \dots, j_{m_0}$. Let q_1, \dots, q_{2m_0} be ground-truth preference levels corresponding to $a_{j_1}, \dots, a_{j_{m_0}}, a'_{j_1}, \dots, a'_{j_{m_0}}$ respectively. Then we show the following in the appendix:

(i) $\{q_1, \dots, q_{2m_0}\} = \{p_1, \dots, p_d\}$ with probability approaching to 1 as $n \rightarrow \infty$.

(ii) for any constant $\delta > 0$, the following holds with probability approaching to 1 as $n \rightarrow \infty$: for all $i = 1, \dots, m_0, |a_{j_i} - q_i| < \delta$ and $|a'_{j_i} - q_{m_0+i}| < \delta$.

We make a brief comment for (ii). To prove (ii), we show that $\Pr(|a_{j_i} - q_i| \geq \delta) = o(m^{-A_\delta})$ for some constant $A_\delta > 0$ and for all $i = 1, \dots, m_0$. Then $1 - \Pr\left(\bigcap_{1 \leq i \leq m_0} [|a_{j_i} - q_i| < \delta] \cap \bigcap_{1 \leq i \leq m_0} [|a'_{j_i} - q_{m_0+i}| < \delta]\right) \leq 2d \lceil \log m \rceil o(m^{-A_\delta}) \rightarrow 0$ as $n \rightarrow \infty$. This is why we sample only $2d \lceil \log m \rceil$ elements in Stage 2; if we sample $2m$ elements, then above probability of error does not approach to 0 as $n \rightarrow \infty$. We just got $2d \lceil \log m \rceil$ number of elements whose distance from ground-truth preference levels can be arbitrarily small as $n \rightarrow \infty$. Then the following distance-based clustering on the distribution of p_1, \dots, p_d will give us correct clustering, hence \hat{p}_k is indeed the average of numbers whose distance from p_k can be arbitrarily small as $n \rightarrow \infty$. Then we show in the appendix that the following holds with probability approaching to 1 as $n \rightarrow \infty$: for all $j = 1, \dots, m, \hat{u}_R^{(j)} \rightarrow u_R^{(j)}, \hat{v}_R^{(j)} \rightarrow v_R^{(j)}$. \square

Stage 3 Stage 3 is a local refinement step in which we compare estimated likelihood values and update cluster assignments. One can prove that under the conditions of Thm. 2, the number of wrongly classified users can be halved in each iteration, and hence one can successively improve the quality of the estimation, eventually achieving the perfect recovery. See the appendix for the full proof, but we note that the proof procedure is based on a standard successive refinement technique.

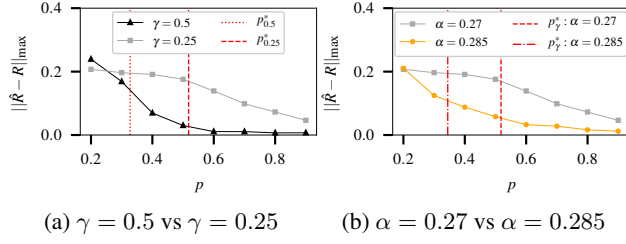


Figure 2. Estimation error as a function of observation probability p with different values of γ (a) and α (b). The x-axis is the probability of observing each rating (p), and the y-axis is the estimation error measured in $\|\cdot\|_{\max}$.

6. Experimental Results

In this section, we run several experiments to evaluate the performance of our proposed algorithm. Denoting by \hat{R} the output of an estimator, the estimation quality is measured by the max norm of the error matrix, i.e., $\|\hat{R} - R\|_{\max} := \max_{(i,j) \in [n] \times [m]} |\hat{R}_{ij} - R_{ij}|$. For each observation rate p , we generate synthetic data (N^Ω, G) 100 times at random and then report the average errors.

6.1. Estimation Error with Different Values of γ and α

We first corroborate Theorem 2. More specifically, we observe how the estimation error behaves as a function of p when γ and (α, β) varies. Let $d = 3, p_1 = 0.2, p_2 = 0.5, p_3 = 0.7, n = 2000, m = 1000$.

We first compare cases for $(\alpha, \beta, \gamma) = (0.27, 0.23, 0.5)$ and $(0.27, 0.23, 0.25)$. Shown in Fig. 2a is the estimation error as a function of p . We draw p_γ^* as dotted vertical lines. One can see from the figure that the estimation error for $(\alpha, \beta, \gamma) = (0.27, 0.23, 0.5)$ is lower than that for $(\alpha, \beta, \gamma) = (0.27, 0.23, 0.25)$ for all tested values of p . This can be explained by the fact that p_γ^* decreases as γ increases, as stated in Theorem 2.

We also compare cases for $(\alpha, \beta, \gamma) = (0.27, 0.23, 0.25)$ and $(0.285, 0.23, 0.25)$. Note that the only difference between these cases is the value of α . By Theorem 2, we have $p_\gamma^* = 0.518$ for the former case, and $p_\gamma^* = 0.344$ for the latter case. That is, a larger value of α implies a higher quality of graph side information, i.e., the graph side information is more useful for predicting the ground-truth preference matrix R . Fig. 2b shows the estimation error as a function of p , and we can see that even a small increase in the quality of the graph can result in a significant decrease in p_γ^* .

6.2. Robustness to Model Errors

We show that while the theoretical guarantee of our algorithm holds only for a certain data generation model, our algorithm is indeed robust to model errors and can

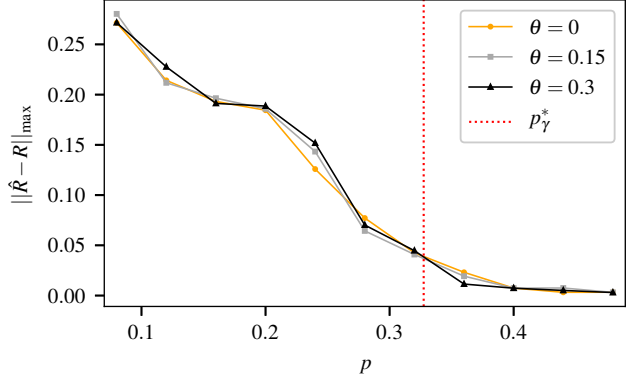


Figure 3. Estimation error as a function of observation rate p when graph data is generated as per noisy stochastic block models. We can observe that our algorithm is robust to model errors.

be applied to a wider range of data generation models. To show this, we evaluate the performance of our algorithm when the graph side information is generated as per a different model. Specifically, we add noise to the stochastic block model as follows. If two users i and j are from the same cluster, we place an edge with probability $\alpha + q_{ij}$, independently of other edges, where $q_{ij} \stackrel{i.i.d.}{\sim} U[-\theta, \theta]$ for some constant θ . Similarly, if they are from the two different clusters, the probability of having an edge between them is $\beta + q_{ij}$. Under this *noisy* stochastic block model, we generate data and measure the estimation errors with $(d, p_1, p_2, p_3, n, m, \gamma, \alpha, \beta) = (3, 0.2, 0.5, 0.7, 2000, 1000, \frac{1}{4}, 0.7, 0.3)$, $\theta = 0, 0.15, 0.3$.

Fig. 3 shows that the performance of our algorithm is not affected by the model noise, implying the model robustness of our algorithm. The result for $\theta = 0.3$ is even more interesting since the level of noise is so large that $\alpha + q_{ij}$ can become even lower than $\beta + q_{i'j'}$ for some (i, j) and (i', j') . That is, even though users i and j are from the same cluster, and users i' and j' are from different clusters, the probability of having an edge between users i and j is lower than that of having an edge between users i' and j' . However, even under this extreme condition, our algorithm successfully recovers the underlying preference matrix.

While we do not have a rigorous explanation of this phenomenon, we provide an intuitive explanation via a careful inspection of our algorithm's behavior. What we first observed is that **Stage 1** of our algorithm, the spectral clustering part, is highly robust to model errors, thereby achieving an almost correct clustering result. Given an almost correct clustering result, it is clear that the second stage of our algorithm can find \hat{p}_i , which approaches to p_i as $n \rightarrow \infty$. Moreover, at the beginning of the third stage, we get accurate estimates of α and β as these estimates, which are based on the number of edges within a cluster and across clusters

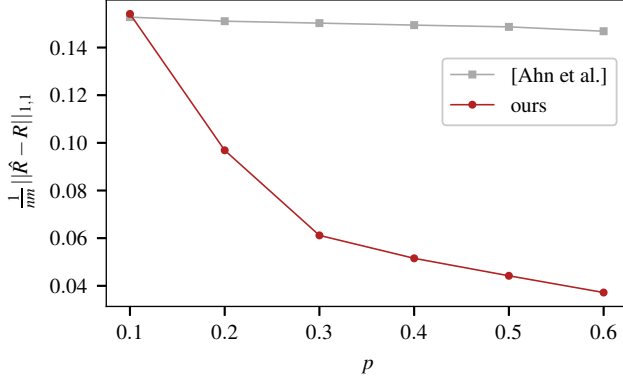


Figure 4. Estimation error as a function of observation probability p for the Facebook graph data (Traud et al., 2012). Our algorithm outperforms the one proposed in (Ahn et al., 2018).

based, remain unbiased under our symmetric model noise. This explains the success of the last stage of our algorithm, thereby returning the exact recovery of clusters as $n \rightarrow \infty$.

Remark 5. *The experimental result given in this section motivated us to evaluate the performance of our algorithm when a real-world graph data is given as graph side information. In specific, we take Facebook graph data (Traud et al., 2012) as graph side information and generate binary ratings as per our discrete-valued preference model. We use mean absolute error (MAE) $\frac{1}{nm} \|\hat{R} - R\|_{1,1}$ for the performance metric. Fig. 4 shows that our algorithm can successfully estimate the underlying preference matrix even with real-world graph side information, and our algorithm outperforms the existing algorithm. See Sec. B.4 for the experimental details.*

6.3. Limitation of the Symmetric Preference Levels

As described in Sec. 1, the preference matrix model studied in (Ahn et al., 2018) is limited in two ways. It assumes that the preference level can be either of two discrete values, and those two levels must sum up to 1. That is, the preference level must be either θ or $1 - \theta$ for some θ . In this section, we show that this model is highly limited, and cannot be applied unless the symmetry assumption perfectly holds.

Let $(d, n, m, \gamma, \alpha, \beta) = (2, 2000, 1000, \frac{1}{4}, 0.7, 0.3)$. Shown in Fig. 5a are the estimation errors of our algorithm and that of the algorithm proposed in (Ahn et al., 2018). When $p_1 = 0.3, p_2 = 0.7$, i.e., the preference levels are perfectly symmetric, the two algorithms perform exactly the same. However, when $p_1 + p_2 \neq 1$, i.e., the symmetry assumption does not hold anymore, one can observe a huge gap between their performances. For instance, when $p_1 = 0.3, p_2 = 0.62$, our algorithm successfully recovers the ground-truth preference matrix when $p > p_\gamma^*$ while the estimation error of the algorithm of (Ahn et al., 2018)

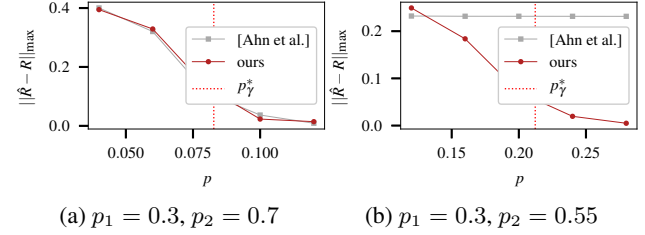


Figure 5. Limitation of the symmetric preference levels. (a) When the preference levels are symmetric ($p_1 = 0.3$ and $p_2 = 0.7$), our algorithm and the algorithm proposed in (Ahn et al., 2018) achieve the same estimation errors. (b) When the preference levels are not symmetric ($p_1 = 0.3$ and $p_2 = 0.55$), our algorithm significantly outperforms the one proposed in (Ahn et al., 2018).

is much larger for all tested values of p . See the results in Fig. 1. This clearly shows that the modeling assumption made in (Ahn et al., 2018) is highly limited as their algorithm quickly breaks down as soon as the symmetry assumption becomes invalid. Shown in Fig. 5b are the experimental results with $p_1 = 0.3, p_2 = 0.55$. Observe that the gap between these two algorithms becomes even larger, and the algorithm of (Ahn et al., 2018) seems not able to output a reliable estimation of the preference matrix due to its limited modeling assumption.

7. Conclusion

We studied the problem of estimating an underlying preference matrix whose entries are discrete-valued given a partially observed binary rating matrix and graph side information. We first showed that the preference matrix model adopted in existing works is highly limited, and proposed a more general data generation model. We characterized the optimal sample complexity that guarantees perfect recovery of preference matrix, and showed that this optimal complexity also serves as a tight lower bound, i.e., no estimation algorithm can achieve perfect recovery below the optimal sample complexity. We also proposed a computationally efficient estimation algorithm. Our analysis showed that our proposed algorithm can perfectly estimate the preference matrix if the sample complexity is above the optimal sample complexity. We provided experimental results that corroborate our theoretical findings, imply the robustness of our algorithm to model errors, and highlight the importance of our relaxed modeling assumptions.

We conclude the paper by listing a few important open problems. Our current algorithm requires an additional assumption that α and β satisfy a certain condition, and it is not clear whether or not we can design an efficient algorithm that works without such an assumption. Another interesting open problem is to study a broader class of graph models beyond the stochastic block model considered in this work.

References

- Abbe, E. and Sandon, C. Community detection in general stochastic block models: Fundamental limits and efficient algorithms for recovery. In *Proceedings of the 2015 IEEE 56th Annual Symposium on Foundations of Computer Science*, FOCS, pp. 670688. IEEE, 2015.
- Agarwal, D. and Chen, B.-C. flda: Matrix factorization through latent dirichlet allocation. In *Proceedings of the Third ACM International Conference on Web Search and Data Mining*, pp. 91–100, 2010.
- Ahn, K., Lee, K., Cha, H., and Suh, C. Binary rating estimation with graph side information. In *Advances in Neural Information Processing Systems 31*, pp. 4272–4283. 2018.
- Cai, D., He, X., Han, J., and Huang, T. S. Graph regularized nonnegative matrix factorization for data representation. *IEEE Trans. Pattern Anal. Mach. Intell.* 33, (8):1548–1560, 2011.
- Chiang, K.-Y., Hsieh, C.-J., and Dhillon, I. S. Matrix completion with noisy side information. In *Advances in Neural Information Processing Systems 28*, pp. 3447–3455. 2015.
- Chin, P., Rao, A., and Vu, V. Stochastic block model and community detection in sparse graphs: A spectral algorithm with optimal rate of recovery. In *Proceedings of The 28th Conference on Learning Theory*, volume 40, pp. 391–423. PMLR, 2015.
- Gao, C., Ma, Z., Zhang, A. Y., and Zhou, H. H. Achieving optimal misclassification proportion in stochastic block models. *J. Mach. Learn. Res.*, pp. 19802024, 2017.
- Herlocker, J. L., Konstan, J. A., Borchers, A., and Riedl, J. An algorithmic framework for performing collaborative filtering. In *Proceedings of the 22Nd Annual International ACM SIGIR Conference on Research and Development in Information Retrieval*, pp. 230–237, 1999.
- Holland, P. W., Laskey, K. B., and Leinhardt, S. Stochastic blockmodels: First steps. *Social networks*, 5(2):109–137, 1983.
- Jamali, M. and Ester, M. Trustwalker: A random walk model for combining trust-based and item-based recommendation. In *Proceedings of the 15th ACM SIGKDD International Conference on Knowledge Discovery and Data Mining*, pp. 397–406, 2009a.
- Jamali, M. and Ester, M. Using a trust network to improve top-n recommendation. In *Proceedings of the Third ACM Conference on Recommender Systems*, pp. 181–188, 2009b.
- Jamali, M. and Ester, M. A matrix factorization technique with trust propagation for recommendation in social networks. In *Proceedings of the Fourth ACM Conference on Recommender Systems*, pp. 135–142, 2010.
- Krzakala, F., Moore, C., Mossel, E., Neeman, J., Sly, A., Zdeborová, L., and Zhang, P. Spectral redemption in clustering sparse networks. *Proceedings of the National Academy of Sciences*, 110(52):20935–20940, 2013.
- Lei, J. and Rinaldo, A. Consistency of spectral clustering in sparse stochastic block models. *The Annals of Statistics*, 43(1):215–237, 2015.
- Linden, G., Smith, B., and York, J. Amazon.com recommendations: Item-to-item collaborative filtering. *IEEE Internet Computing* 7, pp. 76–80, 2003.
- Ma, H., Zhou, D., Liu, C., Lyu, M. R., and King, I. Recommender systems with social regularization. In *Proceedings of the Fourth ACM International Conference on Web Search and Data Mining*, pp. 287–296, 2011.
- Rao, N., Yu, H.-F., Ravikumar, P. K., and Dhillon, I. S. Collaborative filtering with graph information: Consistency and scalable methods. In *Advances in Neural Information Processing Systems 28*, pp. 2107–2115. 2015.
- Rennie, J. D. M. and Srebro, N. Fast maximum margin matrix factorization for collaborative prediction. In *Proceedings of the 22nd International Conference on Machine Learning*, pp. 713–719, 2005.
- Salakhutdinov, R. and Mnih, A. Probabilistic matrix factorization. In *Proceedings of the 20th International Conference on Neural Information Processing Systems*, pp. 1257–1264, 2007.
- Salakhutdinov, R. and Mnih, A. Bayesian probabilistic matrix factorization using markov chain monte carlo. In *Proceedings of the 25th International Conference on Machine Learning*, pp. 880–887, 2008.
- Sarwar, B., Karypis, G., Konstan, J., and Riedl, J. Item-based collaborative filtering recommendation algorithms. In *Proceedings of the 10th International Conference on World Wide Web*, pp. 285–295, 2001.
- Traud, A. L., Mucha, P. J., and Porter, M. A. Social structure of facebook networks. *Physica A: Statistical Mechanics and its Applications*, 391(16):4165–4180, 2012.
- Yang, X., Steck, H., Guo, Y., and Liu, Y. On top-k recommendation using social networks. In *Proceedings of the Sixth ACM Conference on Recommender Systems*, pp. 67–74, 2012.

- Yang, X., Guo, Y., and Liu, Y. Bayesian-inference-based recommendation in online social networks. *IEEE Trans. Parallel Distrib. Syst.*, pp. 642–651, 2013.
- Yoon, J., Lee, K., and Suh, C. On the joint recovery of community structure and community features. In *56th Annual Allerton Conference on Communication, Control, and Computing*, pp. 686–694, 2018.
- Zhang, Q., Tan, V., and Suh, C. Community detection and matrix completion with two-sided graph side-information. *arXiv preprint [arXiv:1912.04099](https://arxiv.org/abs/1912.04099)*, 2019.

Appendix

A. Reproducing Our Simulation Results

We provide our Python implementation of our algorithm as well as that of (Ahn et al., 2018) so that one can easily reproduce all of our experimental results. Our code is available at https://github.com/changhunjo0927/Discrete_Preference_Codesource, and one can easily reproduce any figure simply by opening the corresponding subfolder and run three or four Jupyter notebooks in order. (Click ‘Run All’ in each Jupyter notebook). Then, simulation results will be saved as a figure within the subfolder. For instance, one can reproduce Fig. 1 by running `Step_1_new_alg.ipynb`, `Step_2_prev_alg.ipynb`, and `Step_3_output_figure_1.ipynb` in order. While the values reported in our figures were the average performance over $T = 100$ random runs, the default configuration in our codes is $T = 2$. This way, one can quickly reproduce rough versions of our figures in a few minutes on a typical machine. If one wants to reproduce more precise simulations results, one may want to change the value of T from 2 to 100 by modifying the first cell of each Jupyter notebook.

B. Additional Experimental Details

In this section, we provide additional experimental details.

B.1. Figure 1

Let $\mathbf{1}_{k,l}$ be a $k \times l$ matrix whose entries are all equal to 1. We used

$$R = \left[\begin{array}{c|c|c|c} 0.3 \cdot \mathbf{1}_{1000,250} & 0.3 \cdot \mathbf{1}_{1000,250} & 0.3 \cdot \mathbf{1}_{1000,250} & 0.3 \cdot \mathbf{1}_{1000,250} \\ \hline 0.3 \cdot \mathbf{1}_{1000,250} & 0.3 \cdot \mathbf{1}_{1000,250} & 0.3 \cdot \mathbf{1}_{1000,250} & 0.62 \cdot \mathbf{1}_{1000,250} \end{array} \right]$$

as a ground-truth preference matrix which implies that ground-truth clusters are $A_R = [1000]$, $B_R = [2000] \setminus [1000]$. And $(\alpha, \beta) = (0.7, 0.3)$ for the probability of having an edge within a cluster and across clusters, respectively.

B.2. Figure 2

For the black curve with triangle markers in Fig. 2, we used

$$R = \left[\begin{array}{c|c|c|c} 0.2 \cdot \mathbf{1}_{1000,250} & 0.5 \cdot \mathbf{1}_{1000,250} & 0.5 \cdot \mathbf{1}_{1000,250} & 0.7 \cdot \mathbf{1}_{1000,250} \\ \hline 0.2 \cdot \mathbf{1}_{1000,250} & 0.5 \cdot \mathbf{1}_{1000,250} & 0.7 \cdot \mathbf{1}_{1000,250} & 0.5 \cdot \mathbf{1}_{1000,250} \end{array} \right]$$

as a ground-truth preference matrix and $(\alpha, \beta) = (0.27, 0.23)$.

For the gray curve in Fig. 2, we used

$$R = \left[\begin{array}{c|c|c|c} 0.2 \cdot \mathbf{1}_{1000,250} & 0.5 \cdot \mathbf{1}_{1000,250} & 0.5 \cdot \mathbf{1}_{1000,250} & 0.7 \cdot \mathbf{1}_{1000,250} \\ \hline 0.2 \cdot \mathbf{1}_{1000,250} & 0.5 \cdot \mathbf{1}_{1000,250} & 0.5 \cdot \mathbf{1}_{1000,250} & 0.5 \cdot \mathbf{1}_{1000,250} \end{array} \right]$$

as a ground-truth preference matrix and $(\alpha, \beta) = (0.27, 0.23)$.

For the yellow curve in Fig. 2, we used

$$R = \left[\begin{array}{c|c|c|c} 0.2 \cdot \mathbf{1}_{1000,250} & 0.5 \cdot \mathbf{1}_{1000,250} & 0.5 \cdot \mathbf{1}_{1000,250} & 0.7 \cdot \mathbf{1}_{1000,250} \\ \hline 0.2 \cdot \mathbf{1}_{1000,250} & 0.5 \cdot \mathbf{1}_{1000,250} & 0.5 \cdot \mathbf{1}_{1000,250} & 0.5 \cdot \mathbf{1}_{1000,250} \end{array} \right]$$

as a ground-truth preference matrix and $(\alpha, \beta) = (0.285, 0.23)$.

B.3. Figure 3

We used

$$R = \left[\begin{array}{c|c|c|c} 0.2 \cdot \mathbf{1}_{1000,250} & 0.5 \cdot \mathbf{1}_{1000,250} & 0.5 \cdot \mathbf{1}_{1000,250} & 0.7 \cdot \mathbf{1}_{1000,250} \\ \hline 0.2 \cdot \mathbf{1}_{1000,250} & 0.5 \cdot \mathbf{1}_{1000,250} & 0.5 \cdot \mathbf{1}_{1000,250} & 0.5 \cdot \mathbf{1}_{1000,250} \end{array} \right]$$

as a ground-truth preference matrix and $(\alpha, \beta) = (0.7, 0.3)$.

B.4. Figure 4 (Facebook Graph Data Experiments)

In this experiment, we take the Facebook graph data (Traud et al., 2012) as graph side information. In specific, we use the social graph of 2177 students in Vassar College; an edge is placed between two students if they are friends in Facebook. Students are clustered by the year they entered the college; 467 students in 2006, 539 students in 2007, 591 students in 2008, 580 students in 2009. On top of the social graph, we generate binary ratings as per our discrete-valued preference model. We use

$$R = \left[\begin{array}{c|c|c|c} 0.2 \cdot \mathbf{1}_{467,250} & 0.5 \cdot \mathbf{1}_{467,250} & 0.5 \cdot \mathbf{1}_{467,250} & 0.7 \cdot \mathbf{1}_{467,250} \\ \hline 0.2 \cdot \mathbf{1}_{539,250} & 0.5 \cdot \mathbf{1}_{539,250} & 0.7 \cdot \mathbf{1}_{539,250} & 0.5 \cdot \mathbf{1}_{539,250} \\ \hline 0.2 \cdot \mathbf{1}_{591,250} & 0.2 \cdot \mathbf{1}_{591,250} & 0.5 \cdot \mathbf{1}_{591,250} & 0.5 \cdot \mathbf{1}_{591,250} \\ \hline 0.5 \cdot \mathbf{1}_{580,250} & 0.5 \cdot \mathbf{1}_{580,250} & 0.2 \cdot \mathbf{1}_{580,250} & 0.2 \cdot \mathbf{1}_{580,250} \end{array} \right]$$

as a ground-truth preference matrix.

Note that we cannot apply our algorithm as it is to the Facebook graph data since our algorithm assumes two equal-sized clusters. However, we can still generalize our algorithm so that it can handle more than two clusters of different sizes. Here, we show how one can generalize our algorithm so that it can handle k clusters.

Stage 1 Run a spectral clustering and get k clusters $A_1^{(0)}, \dots, A_k^{(0)}$ as a result.

Stage 2 Sample $m_0 := d \lceil \log m \rceil$ columns (with replacement) from each cluster. For each pair of cluster and column, compute the ratio between the number of +1 and the number of observed ratings. Find $\hat{p}_1, \hat{p}_2, \dots, \hat{p}_d$ via distance-based clustering. Then for each pair of cluster and column, we assign one of $\hat{p}_1, \hat{p}_2, \dots, \hat{p}_d$ whose likelihood is maximum for that pair. This gives us $\hat{u}_1, \hat{u}_2, \dots, \hat{u}_k$ which are the estimations of preference vectors.

Stage 3 We first compute $\hat{\alpha}, \hat{\beta}$ that estimate α, β based on the clustering result from Stage 1 and the number of edges within a cluster and across clusters. Then $A_j^{(0)}$'s are refined by T times of refinement steps. Suppose we have clustering result $A_j^{(t-1)}$'s from $(t-1)$ -th refinement step. Then for each user i , we put user i to $A_{j^*}^{(t)}$ where $j^* = \arg \max_{j \in [k]} \left[\log(\hat{\alpha})e(\{i\}, A_j^{(t-1)}) + \log(1 - \hat{\alpha})\{|A_j^{(t-1)}| - e(\{i\}, A_j^{(t-1)})\} + \sum_{j' \neq j} \left\{ \log(\hat{\beta})e(\{i\}, A_{j'}^{(t-1)}) + \log(1 - \hat{\beta})\{|A_{j'}^{(t-1)}| - e(\{i\}, A_{j'}^{(t-1)})\} \right\} + \left\{ \sum_{l: N_{ij}^\Omega = 1} \log(\hat{u}_j^{(l)}) + \sum_{l: N_{ij}^\Omega = -1} \log(1 - \hat{u}_j^{(l)}) \right\} \right]$.

B.5. Figure 5

For Fig. 5a, we used

$$R = \left[\begin{array}{c|c|c|c} 0.3 \cdot \mathbf{1}_{1000,250} & 0.3 \cdot \mathbf{1}_{1000,250} & 0.3 \cdot \mathbf{1}_{1000,250} & 0.3 \cdot \mathbf{1}_{1000,250} \\ \hline 0.3 \cdot \mathbf{1}_{1000,250} & 0.3 \cdot \mathbf{1}_{1000,250} & 0.3 \cdot \mathbf{1}_{1000,250} & 0.7 \cdot \mathbf{1}_{1000,250} \end{array} \right]$$

as a ground-truth preference matrix and $(\alpha, \beta) = (0.7, 0.3)$.

For Fig. 5b, we used

$$R = \left[\begin{array}{c|c|c|c} 0.3 \cdot \mathbf{1}_{1000,250} & 0.3 \cdot \mathbf{1}_{1000,250} & 0.3 \cdot \mathbf{1}_{1000,250} & 0.3 \cdot \mathbf{1}_{1000,250} \\ \hline 0.3 \cdot \mathbf{1}_{1000,250} & 0.3 \cdot \mathbf{1}_{1000,250} & 0.3 \cdot \mathbf{1}_{1000,250} & 0.55 \cdot \mathbf{1}_{1000,250} \end{array} \right]$$

as a ground-truth preference matrix and $(\alpha, \beta) = (0.7, 0.3)$.

C. Proof of Theorems

In this section, we provide proofs for Theorem 1 and Theorem 2.

C.1. Organization of Proofs

We first give an overview of the proofs.

C.1.1. PROOF OF THEOREM 1

The proof of Theorem 1 consists of two parts; MLE achievability and MLE converse.

In the MLE achievability part, we show that if the observation rate is above a certain threshold, then the worst-case probability of error approaches to 0 as $n \rightarrow \infty$ for MLE. In specific, we show the following. Given observed ratings and graph side information, Lemma 1 shows the negative log-likelihood of a preference matrix can be written in a compact form. Then Lemma 2 represents the probability of the event “the likelihood of a preference matrix is greater than that of the ground-truth preference matrix” in a compact form. In Lemma 3, we apply Chernoff bounds to the result of Lemma 2 to get an upper bound of the probability of error. Then we finally show that the worst case probability of error approaches to 0 as $n \rightarrow \infty$ by applying the union bound. To get a tight bound, we enumerate all possible preference matrices and group them into four distinct types based on Definition 3.

Note that our technical contributions lie in the proofs of Lemma 1, Lemma 2 and Lemma 3 in which we must consider a significantly larger set of candidate preference matrices compared to the symmetric case. In Remark 1, we give a detailed explanation of our definition of I_s , which we mentioned in Remark 3 of our paper.

In the converse part, we show that if the observation rate is below a certain threshold, then the worst-case probability of error does not approach to 0 as $n \rightarrow \infty$ for *any* estimator. To begin with, Lemma 4 shows that it suffices to prove the statement above for the constrained version of MLE. Then the rest of the proof is similar to the proof in (Ahn et al., 2018). Specifically, we consider a genie-aided MLE by providing the constrained MLE with additional information of a small set where the ground-truth preference matrix lies. We first make our analysis tractable by designing a proper set that reveals a just-about-right amount of information about the ground-truth preference matrix. We then show that the error probability for the genie-aided MLE becomes strictly larger than 0. Since the error probability of a genie-aided MLE is always lower than that of the MLE, we can conclude the error probability of the constrained MLE does not approach to 0 as $n \rightarrow \infty$.

C.1.2. PROOF OF THEOREM 2

For **Stage 1**, we make use of the standard performance guarantee of spectral clustering algorithms, and this step is identical to the argument in (Ahn et al., 2018).

Our theoretical contribution lies in the analysis of **Stage 2**. In (Ahn et al., 2018), the authors have considered the symmetric case with $d = 2$, i.e., $p_1 + p_2 = 1$. Thus, one just needs to estimate a single parameter p_1 , making the entire parameter estimation part straightforward. On the other hand, we do have to estimate d parameters p_1, p_2, \dots, p_d , making our estimation algorithm more complicated and complicating our analysis.

To obtain a theoretical guarantee of **Stage 2**, we first show that $2d \lceil \log m \rceil$ number of estimations a_j ’s and a'_j ’s satisfy the following in Lemma 8; (i) every $p_t \in \{p_1, \dots, p_d\}$ will be estimated by at least one of a_j ’s or a'_j ’s with probability approaching 1 as $n \rightarrow \infty$, (ii) a_j ’s and a'_j ’s are located in the $o(1)$ -radius neighborhoods of ground-truth preference levels p_1, \dots, p_d with probability approaching 1 as $n \rightarrow \infty$. The next step is a distance-based clustering on the distribution of p_1, \dots, p_d which will give us $\hat{p}_1, \dots, \hat{p}_d$ where \hat{p}_k is indeed the average of numbers whose distance from p_k can be arbitrarily small as $n \rightarrow \infty$. Then for each pair of cluster and column, we assign one of $\hat{p}_1, \dots, \hat{p}_d$ whose likelihood is maximum for that pair. This gives us \hat{u}_R, \hat{v}_R which are the estimations of preference vectors, and Lemma 9 ensures that $\hat{u}_R^{(j)} \rightarrow u_R^{(j)}, \hat{v}_R^{(j)} \rightarrow v_R^{(j)}$ for all $j = 1, \dots, m$ with probability approaching to 1 as $n \rightarrow \infty$.

Stage 3 is a local refinement step in which we compare estimated likelihood values and update cluster assignments, and the analysis is similar to the proof in (Ahn et al., 2018). We prove that under the conditions of Thm. 2, the number of wrongly classified users can be halved in each iteration, and hence one can successively improve the quality of the estimation, eventually achieving the perfect recovery. Note that the proof procedure is based on a standard successive refinement technique.

C.2. Proof of Theorem 1

We first recall some definitions and the main theorem.

Definition 1 (Worst-case probability of error). *Let γ be a fixed number in $(0, 1)$ and ψ be an estimator that outputs a preference matrix in $\{p_1, p_2, \dots, p_d\}^{n \times m}$ based on N^Ω and G . We define the worst-case probability of error $P_e^\gamma(\psi) := \max \{ \Pr(\psi(N^\Omega, G) \neq R) : R \in \{p_1, p_2, \dots, p_d\}^{n \times m}, \|u_R - v_R\|_0 = \lceil \gamma m \rceil \}$ where $\|x\|_0$ is the number of non-zero entries of x .*

Theorem 1. Let $\gamma \in (0, 1)$, $m = \omega(\log n)$, $\log m = o(n)$, and $M := \max_{i \in \{1, 2, \dots, d-1\}} (\sqrt{p_i p_{i+1}} + \sqrt{(1-p_i)(1-p_{i+1})})$, $I_s := -2 \log(\sqrt{\alpha\beta} + \sqrt{(1-\alpha)(1-\beta)})$. Then, the following holds for arbitrary $\epsilon > 0$;

(I) if $p \geq \frac{1}{1-M} \max \left\{ \frac{(1+\epsilon) \log n - \frac{n}{2} I_s}{\gamma m}, \frac{(1+\epsilon) 2 \log m}{n} \right\}$, then there exists an estimator ψ that outputs a preference matrix in $\{p_1, p_2, \dots, p_d\}^{n \times m}$ based on N^Ω and G such that $P_e^\gamma(\psi) \rightarrow 0$ as $n \rightarrow \infty$

(II) if $p \leq \frac{1}{1-M} \max \left\{ \frac{(1-\epsilon) \log n - \frac{n}{2} I_s}{\gamma m}, \frac{(1-\epsilon) 2 \log m}{n} \right\}$ and $\alpha = O(\frac{\log n}{n})$, then $P_e^\gamma(\psi) \not\rightarrow 0$ as $n \rightarrow \infty$ for any ψ .

Definition 2 (Optimal sample complexity). Let $p_{(\gamma)}^* = \frac{1}{1-M} \max \left\{ \frac{\log n - \frac{n}{2} I_s}{\gamma m}, \frac{2 \log m}{n} \right\}$. Then the optimal sample complexity is defined as $nmp_{(\gamma)}^*$.

We will first show that the maximum likelihood estimator ψ_{ML} satisfies (I), and then show that there does not exist an estimator ψ satisfying (II).

(I) MLE Achievability

Let R be an arbitrary ground-truth preference matrix satisfying $\|u_R - v_R\|_0 = \lceil \gamma m \rceil$ and assume our model is generated as per R (i.e., user i likes item j with probability R_{ij} and n users are clustered into A_R and B_R). By switching the order of items (columns of the preference matrix) if necessary, we can assume $(u_R)_j = (v_R)_j$ for $j = 1, 2, \dots, (m - \lceil \gamma m \rceil)$ and $(u_R)_j \neq (v_R)_j$ for $j = (m - \lceil \gamma m \rceil + 1), \dots, m$. By switching the order of users (rows of the preference matrix) if necessary, we can also assume that $A_R = \lceil \frac{n}{2} \rceil$, $B_R = \lfloor \frac{n}{2} \rfloor$. We will first find the upper bound of $\Pr(\psi_{ML}(N^\Omega, G) \neq R)$ for arbitrary R , and show that the upper bound approaches to 0 as n approaches to infinity. We need following lemmas.

Lemma 1. Let $L(X)$ be the negative log-likelihood of a preference matrix X for given N^Ω and G . Then

$$L(X) = \sum_{1 \leq t \leq d} \left[\sum_{(i,j) \in \Omega_t} \{ \mathbb{1}(N_{ij}^\Omega = 1)(-\log p_t) + \mathbb{1}(N_{ij}^\Omega = -1)(-\log(1-p_t)) \} \right] + \log \left(\frac{\alpha(1-\beta)}{(1-\alpha)\beta} \right) e(A_X, B_X) + c,$$

where

$$c := -\log \left\{ (1-p)^{nm-|\Omega|} p^{|\Omega|} \alpha^{|E|} (1-\alpha)^{2(\frac{n}{2})^2} (1-\beta)^{(\frac{n}{2})^2} \right\},$$

and $\Omega_t := \{(i, j) \in \Omega : X_{ij} = p_t\}$.

Proof. The likelihood of preference matrix X given N^Ω and G is $\Pr(N^\Omega, G|X) = \Pr(N^\Omega|X) \Pr(G|X)$. It is clear that

$$\Pr(N^\Omega|X) = (1-p)^{nm-|\Omega|} p^{|\Omega|} \prod_{1 \leq t \leq d} \left[\prod_{(i,j) \in \Omega_t} \{ p_t^{\mathbb{1}(N_{ij}^\Omega=1)} (1-p_t)^{\mathbb{1}(N_{ij}^\Omega=-1)} \} \right]$$

where $\Omega_t := \{(i, j) \in \Omega : X_{ij} = p_t\}$, and

$$\Pr(G|X) = \alpha^{|E|-e(A_X, B_X)} (1-\alpha)^{2(\frac{n}{2})^2 - (|E|-e(A_X, B_X))} \beta^{e(A_X, B_X)} (1-\beta)^{(\frac{n}{2})^2 - e(A_X, B_X)}$$

Then the negative log-likelihood of X can be computed as follows.

$$\begin{aligned} L(X) &= -\log(\Pr(N^\Omega, G|X)) \\ &= \sum_{1 \leq t \leq d} \left[\sum_{(i,j) \in \Omega_t} \{ \mathbb{1}(N_{ij}^\Omega = 1)(-\log p_t) + \mathbb{1}(N_{ij}^\Omega = 0)(-\log(1-p_t)) \} \right] + \log \left(\frac{\alpha(1-\beta)}{(1-\alpha)\beta} \right) e(A_X, B_X) + c \end{aligned}$$

where $c = -\log \left\{ (1-p)^{nm-|\Omega|} p^{|\Omega|} \alpha^{|E|} (1-\alpha)^{2(\frac{n}{2})^2} (1-\beta)^{(\frac{n}{2})^2} \right\}$. \square

Definition 3. (i) $\chi(k, a_1, a_2, b_1, b_2) := \{X \in \{p_1, p_2, \dots, p_d\}^{n \times m} : |A_X \setminus A_R| = |B_X \setminus B_R| = k, u_X \text{ differs from } u_R \text{ at } a_1 \text{ coordinates among the first } m - \lceil \gamma m \rceil \text{ coordinates, } u_X \text{ differs from } u_R \text{ at } a_2 \text{ coordinates among the last } \lceil \gamma m \rceil \text{ coordinates, } v_X \text{ differs from } v_R \text{ at } b_1 \text{ many coordinates among the first } m - \lceil \gamma m \rceil \text{ coordinates, and } v_X \text{ differs from } v_R \text{ at } b_2 \text{ many coordinates among the last } \lceil \gamma m \rceil \text{ coordinates}\}$. (ii) Let \mathcal{I} to be the index set of χ , namely, $\mathcal{I} := \{(k, a_1, a_2, b_1, b_2) \neq (0, 0, 0, 0, 0) : 0 \leq k \leq \frac{n}{4}, 0 \leq a_1, b_1 \leq m - \lceil \gamma m \rceil, 0 \leq a_2, b_2 \leq \lceil \gamma m \rceil\}$.

Note that we can assume $k \leq \frac{n}{4}$ by switching the role of A_X and B_X if necessary.

Lemma 2. For $X \in \chi(k, a_1, a_2, b_1, b_2)$,

$$\Pr(L(X) \leq L(R)) = \Pr \left(\sum_{1 \leq a \neq b \leq d} \left[\sum_{(i,j) \in Q_{ab}} \mathbb{P}_{ij} \left\{ \mathbb{P}_{a,ij} \log \frac{p_b}{p_a} + (1 - \mathbb{P}_{a,ij}) \log \frac{1-p_b}{1-p_a} \right\} \right] \right. \\ \left. + \log \left(\frac{\alpha(1-\beta)}{(1-\alpha)\beta} \right) \sum_{1 \leq i \leq 2(\frac{n}{2}-k)k} (B_i - A_i) \geq 0 \right),$$

where

$$Q_{ab} := \{(i, j) \in [n] \times [m] : R_{ij} = p_a, X_{ij} = p_b\},$$

and $A_i \stackrel{i.i.d.}{\sim} \text{Bern}(\alpha)$, $B_i \stackrel{i.i.d.}{\sim} \text{Bern}(\beta)$, $\mathbb{P}_{ij} \stackrel{i.i.d.}{\sim} \text{Bern}(p)$, $\mathbb{P}_{a,ij} \stackrel{i.i.d.}{\sim} \text{Bern}(p_a)$.

Proof. By Lemma 1,

$$L(R) = \sum_{1 \leq a \leq d} \left[\sum_{(i,j) \in \Omega_a^{(R)}} \left\{ \mathbb{1}(N_{ij}^\Omega = 1)(-\log p_a) + \mathbb{1}(N_{ij}^\Omega = -1)(-\log(1-p_a)) \right\} \right] + \log \left(\frac{\alpha(1-\beta)}{(1-\alpha)\beta} \right) e(A_R, B_R) + c$$

and

$$L(X) = \sum_{1 \leq b \leq d} \left[\sum_{(i,j) \in \Omega_b^{(X)}} \left\{ \mathbb{1}(N_{ij}^\Omega = 1)(-\log p_b) + \mathbb{1}(N_{ij}^\Omega = -1)(-\log(1-p_b)) \right\} \right] + \log \left(\frac{\alpha(1-\beta)}{(1-\alpha)\beta} \right) e(A_X, B_X) + c$$

where $\Omega_a^{(R)} := \{(i, j) \in \Omega : R_{ij} = p_a\}$ and $\Omega_b^{(X)} := \{(i, j) \in \Omega : X_{ij} = p_b\}$. Then

$$L(R) - L(X) = \sum_{1 \leq a, b \leq d} \left[\sum_{(i,j) \in \Omega_{ab}} \left\{ \mathbb{1}(N_{ij}^\Omega = 1)(-\log p_a + \log p_b) + \mathbb{1}(N_{ij}^\Omega = -1)(-\log(1-p_a) + \log(1-p_b)) \right\} \right] \\ + \log \left(\frac{\alpha(1-\beta)}{(1-\alpha)\beta} \right) \{e(A_R, B_R) - e(A_X, B_X)\}$$

where $\Omega_{ab} := \{(i, j) \in \Omega : R_{ij} = p_a, X_{ij} = p_b\}$. It is clear that

$$\sum_{1 \leq a, b \leq d} \left[\sum_{(i,j) \in \Omega_{ab}} \left\{ \mathbb{1}(N_{ij}^\Omega = 1)(-\log p_a + \log p_b) + \mathbb{1}(N_{ij}^\Omega = -1)(-\log(1-p_a) + \log(1-p_b)) \right\} \right] \\ = \sum_{1 \leq a \neq b \leq d} \left[\sum_{(i,j) \in \Omega_{ab}} \left\{ \mathbb{1}(N_{ij}^\Omega = 1)(-\log p_a + \log p_b) + \mathbb{1}(N_{ij}^\Omega = -1)(-\log(1-p_a) + \log(1-p_b)) \right\} \right] \\ = \sum_{1 \leq a \neq b \leq d} \left[\sum_{(i,j) \in Q_{ab}} \mathbb{P}_{ij} \left\{ \mathbb{P}_{a,ij} \log \frac{p_b}{p_a} + (1 - \mathbb{P}_{a,ij}) \log \frac{1-p_b}{1-p_a} \right\} \right],$$

where $Q_{ab} := \{(i, j) \in [n] \times [m] : R_{ij} = p_a, X_{ij} = p_b\}$, $\mathbb{P}_{ij} \stackrel{i.i.d.}{\sim} \text{Bern}(p)$, $\mathbb{P}_{a,ij} \stackrel{i.i.d.}{\sim} \text{Bern}(p_a)$. Note that our ground-truth matrix is R , hence $\mathbb{1}(N_{ij}^\Omega = 1) = \mathbb{P}_{ij}\mathbb{P}_{a,ij}$ and $\mathbb{1}(N_{ij}^\Omega = -1) = \mathbb{P}_{ij}(1 - \mathbb{P}_{a,ij})$ for $(i, j) \in Q_{ab}$.

Note that $X \in \chi(k, a_1, a_2, b_1, b_2)$, $|A_X \setminus A_R| = |B_X \setminus B_R| = k$, $|A_X \cap A_R| = |B_X \cap B_R| = \frac{n}{2} - k$,

$$e(A_R, B_R) = e(B_X \setminus B_R, B_X \cap B_R) + e(B_X \setminus B_R, A_X \setminus A_R) + e(A_X \cap A_R, B_X \cap B_R) + e(A_X \cap A_R, A_X \setminus A_R),$$

and

$$e(A_X, B_X) = e(B_X \setminus B_R, A_X \cap A_R) + e(B_X \setminus B_R, A_X \setminus A_R) + e(B_X \cap B_R, A_X \cap A_R) + e(B_X \cap B_R, A_X \setminus A_R),$$

so we can get

$$e(A_R, B_R) - e(A_X, B_X) = e(B_X \setminus B_R, B_X \cap B_R) + e(A_X \cap A_R, A_X \setminus A_R) - \{e(B_X \setminus B_R, A_X \cap A_R) \\ + e(B_X \cap B_R, A_X \setminus A_R)\} = \sum_{1 \leq i \leq 2(\frac{n}{2}-k)k} B_i - \sum_{1 \leq i \leq 2(\frac{n}{2}-k)k} A_i,$$

where $A_i \stackrel{i.i.d.}{\sim} \text{Bern}(\alpha)$, $B_i \stackrel{i.i.d.}{\sim} \text{Bern}(\beta)$. □

Lemma 3. Let $X \in \chi(k, a_1, a_2, b_1, b_2)$, $Q_{ab} := \{(i, j) \in [n] \times [m] : R_{ij} = p_a, X_{ij} = p_b\}$, $A_i \stackrel{i.i.d.}{\sim} \text{Bern}(\alpha)$, $B_i \stackrel{i.i.d.}{\sim} \text{Bern}(\beta)$, $\mathbb{P}_{ij} \stackrel{i.i.d.}{\sim} \text{Bern}(p)$, $\mathbb{P}_{a,ij} \stackrel{i.i.d.}{\sim} \text{Bern}(p_a)$. Then $\Pr \left(\sum_{1 \leq a \neq b \leq d} \left[\sum_{(i,j) \in Q_{ab}} \mathbb{P}_{ij} \left\{ \mathbb{P}_{a,ij} \log \frac{p_b}{p_a} + (1 - \mathbb{P}_{a,ij}) \log \frac{1-p_b}{1-p_a} \right\} \right] + \log \left(\frac{\alpha(1-\beta)}{(1-\alpha)\beta} \right) \sum_{1 \leq i \leq 2(\frac{n}{2}-k)k} (B_i - A_i) \geq 0 \right) \leq \{1 - p(1 - M)\}^{D_X} \{\sqrt{\alpha\beta} + \sqrt{(1-\alpha)(1-\beta)}\}^{4(\frac{n}{2}-k)k}$ where $D_X := |\{(i, j) \in [n] \times [m] : R_{ij} \neq X_{ij}\}|$.

Proof. Let $Z := \sum_{1 \leq a \neq b \leq d} \left[\sum_{(i,j) \in Q_{ab}} \mathbb{P}_{ij} \left\{ \mathbb{P}_{a,ij} \log \frac{p_b}{p_a} + (1 - \mathbb{P}_{a,ij}) \log \frac{1-p_b}{1-p_a} \right\} \right] + \log \left(\frac{\alpha(1-\beta)}{(1-\alpha)\beta} \right) \sum_{1 \leq i \leq 2(\frac{n}{2}-k)k} (B_i - A_i)$
Then

$$\begin{aligned} \Pr(Z \geq 0) &= \Pr(e^{\frac{1}{2}Z} \geq 1) \\ &\leq \mathbb{E}[e^{\frac{1}{2}Z}] \quad (\cdot : \text{Markov's inequality}) \\ &= \prod_{1 \leq a \neq b \leq d} \prod_{(i,j) \in Q_{ab}} \left\{ (1-p) + p(\sqrt{p_a p_b} + \sqrt{(1-p_a)(1-p_b)}) \right\} \prod_{1 \leq i \leq 2(\frac{n}{2}-k)k} (\sqrt{\alpha\beta} + \sqrt{(1-\alpha)(1-\beta)})^2 \\ &\leq \prod_{1 \leq a \neq b \leq d} \prod_{(i,j) \in Q_{ab}} \left\{ (1-p) + pM \right\} \prod_{1 \leq i \leq 2(\frac{n}{2}-k)k} (\sqrt{\alpha\beta} + \sqrt{(1-\alpha)(1-\beta)})^2 \\ &= \{1 - p(1 - M)\}^{|\{(i,j) \in [n] \times [m] : R_{ij} \neq X_{ij}\}|} \{\sqrt{\alpha\beta} + \sqrt{(1-\alpha)(1-\beta)}\}^{4(\frac{n}{2}-k)k} \\ &= \{1 - p(1 - M)\}^{D_X} \{\sqrt{\alpha\beta} + \sqrt{(1-\alpha)(1-\beta)}\}^{4(\frac{n}{2}-k)k}. \end{aligned}$$

Here, the second inequality holds for the following reason. Let $f(x, y) := \sqrt{xy} + \sqrt{(1-x)(1-y)}$. Then, $\frac{\partial f}{\partial x} = \frac{1}{2}\sqrt{\frac{y}{x}} - \frac{1}{2}\sqrt{\frac{1-y}{1-x}} \begin{cases} \leq 0 & \text{if } x \geq y \\ \geq 0 & \text{if } x \leq y \end{cases}$, which implies f increases as x and y get closer to each other. Hence, $(\sqrt{p_a p_b} + \sqrt{(1-p_a)(1-p_b)}) \leq \max_{i \in \{1, 2, \dots, d-1\}} (\sqrt{p_i p_{i+1}} + \sqrt{(1-p_i)(1-p_{i+1})}) = M$. \square

Remark 1. We give a detailed explanation regarding Remark 3 of our paper. In the proof of Lemma 3 in (Ahn et al., 2018), they made implicit assumptions that $\alpha, \beta \rightarrow 0$ and $\frac{\alpha}{\beta} \rightarrow 1$ as $n \rightarrow 0$, and used these assumptions when they approximate $-2\log(\sqrt{\alpha\beta} + \sqrt{(1-\alpha)(1-\beta)}) = (1+o(1))(\sqrt{\alpha} - \sqrt{\beta})^2$. The approximation does not hold without above assumptions. In general,

$$\begin{aligned} \sqrt{\alpha\beta} + \sqrt{(1-\alpha)(1-\beta)} &= \sqrt{(\beta+y)\beta} + \sqrt{(1-\beta-y)(1-\beta)} \quad (y := \alpha - \beta) \\ &= \beta\sqrt{1+\frac{y}{\beta}} + (1-\beta)\sqrt{1-\frac{y}{1-\beta}} \\ &= \beta\left\{1 + \frac{1}{2}\frac{y}{\beta} - \frac{1}{8}\left(\frac{y}{\beta}\right)^2 + O(y^3)\right\} + (1-\beta)\left\{1 - \frac{1}{2}\frac{y}{1-\beta} - \frac{1}{8}\left(\frac{y}{1-\beta}\right)^2 + O(y^3)\right\} \\ &\quad (\because \sqrt{1+x} = 1 + \frac{x}{2} - \frac{x^2}{8} + O(x^3)) \\ &= 1 - \frac{y^2}{8\beta(1-\beta)} + O(y^3) \\ &= 1 - \frac{(\alpha-\beta)^2}{8\beta(1-\beta)} + O((\alpha-\beta)^3) \\ &= 1 - \frac{(\sqrt{\alpha} - \sqrt{\beta})^2(\sqrt{\alpha} + \sqrt{\beta})^2}{8\beta(1-\beta)} + O((\sqrt{\alpha} - \sqrt{\beta})^3) \end{aligned}$$

Assuming $\sqrt{\alpha} - \sqrt{\beta} = o(1)$ (which is true when $I_s = o(1)$),

$$\begin{aligned} -2\log(\sqrt{\alpha\beta} + \sqrt{(1-\alpha)(1-\beta)}) &= -2\left\{ -\frac{(\sqrt{\alpha} - \sqrt{\beta})^2(\sqrt{\alpha} + \sqrt{\beta})^2}{8\beta(1-\beta)} + O((\sqrt{\alpha} - \sqrt{\beta})^3) \right\} \\ &\quad (\because \log(1+x) = x + O(x^2)) \\ &= (\sqrt{\alpha} - \sqrt{\beta})^2 \left\{ \frac{(\sqrt{\alpha} + \sqrt{\beta})^2}{4\beta(1-\beta)} + o(1) \right\} \end{aligned}$$

Hence we get $-2\log(\sqrt{\alpha\beta} + \sqrt{(1-\alpha)(1-\beta)}) = (\sqrt{\alpha} - \sqrt{\beta})^2 \left\{ \frac{(\sqrt{\alpha} + \sqrt{\beta})^2}{4\beta(1-\beta)} + o(1) \right\}$. Note that If $\alpha, \beta \rightarrow 0$ and $\frac{\alpha}{\beta} \rightarrow 4$ as $n \rightarrow \infty$, then $-2\log(\sqrt{\alpha\beta} + \sqrt{(1-\alpha)(1-\beta)}) = (\sqrt{\alpha} - \sqrt{\beta})^2 \left\{ \frac{9}{4} + o(1) \right\}$ which is different from $(\sqrt{\alpha} - \sqrt{\beta})^2 \{1 + o(1)\}$ which means the approximation used in (Ahn et al., 2018) depends on the asymptotic behavior of α, β . This is why we introduce a modified definition of $I_s := -2\log(\sqrt{\alpha\beta} + \sqrt{(1-\alpha)(1-\beta)})$, then our achievability result holds for any α and β .

The event “ $\psi_{ML}(N^\Omega, G) \neq R$ ” occurs only if there exists a preference matrix X whose likelihood is greater than R ’s (in other words, $L(X) \leq L(R)$ since $L(\cdot)$ is the negative log-likelihood). Let $[L(X) \leq L(R)]$ denotes the event “ $L(X) \leq L(R)$ ”. Then

$$\begin{aligned} \Pr(\psi_{ML}(N^\Omega, G) \neq R) &\leq \Pr\left(\bigcup_{X \neq R} [L(X) \leq L(R)]\right) \\ &\stackrel{\text{union bound}}{\leq} \sum_{X \neq R} \Pr(L(X) \leq L(R)) \\ &\stackrel{\text{Lemma 2}}{=} \sum_{z \in \mathcal{I}X \in \chi(z)} \Pr\left(\sum_{1 \leq a \neq b \leq d} \left[\sum_{(i,j) \in Q_{ab}} \mathbb{P}_{ij} \left\{ \mathbb{P}_{a,ij} \log \frac{p_b}{p_a} + (1 - \mathbb{P}_{a,ij}) \log \frac{1-p_b}{1-p_a} \right\} \right] \right. \\ &\quad \left. + \log\left(\frac{\alpha(1-\beta)}{(1-\alpha)\beta}\right) \sum_{1 \leq i \leq 2(\frac{n}{2}-k_z)k_z} (B_i - A_i) \geq 0\right) \\ &\stackrel{\text{Lemma 3}}{\leq} \sum_{z \in \mathcal{I}X \in \chi(z)} \sum \{1 - p(1-M)\}^{D_X} \{\sqrt{\alpha\beta} + \sqrt{(1-\alpha)(1-\beta)}\}^{4(\frac{n}{2}-k_z)k_z} \end{aligned}$$

where $D_X := |\{(i, j) \in [n] \times [m] : R_{ij} \neq X_{ij}\}|$ and k_z is the first coordinate of $z = (k_z, a_1, a_2, b_1, b_2)$. A direct calculation yields $D_X \geq k_z\{a_1 + (\lceil \gamma m \rceil - a_2) + b_1 + (\lceil \gamma m \rceil - b_2)\} + (\frac{n}{2} - k_z)(a_1 + a_2 + b_1 + b_2) =: D_z$, so we have an upper bound of $\Pr(\psi_{ML}(N^\Omega, G) \neq R)$ as follows:

$$\begin{aligned} \Pr(\psi_{ML}(N^\Omega, G) \neq R) &\leq \sum_{z \in \mathcal{I}X \in \chi(z)} \sum \{1 - p(1-M)\}^{D_X} \{\sqrt{\alpha\beta} + \sqrt{(1-\alpha)(1-\beta)}\}^{4(\frac{n}{2}-k_z)k_z} \\ &\leq \sum_{z \in \mathcal{I}X \in \chi(z)} \sum \{1 - p(1-M)\}^{D_z} \{\sqrt{\alpha\beta} + \sqrt{(1-\alpha)(1-\beta)}\}^{4(\frac{n}{2}-k_z)k_z} \\ &= \sum_{z \in \mathcal{I}} |\chi(z)| \{1 - p(1-M)\}^{D_z} \{\sqrt{\alpha\beta} + \sqrt{(1-\alpha)(1-\beta)}\}^{4(\frac{n}{2}-k_z)k_z} \end{aligned} \quad (1)$$

We now show the upper bound of $\Pr(\psi_{ML}(N^\Omega, G) \neq R)$ approaches to 0 as $n \rightarrow \infty$. Note that $p \geq \frac{1}{1-M} \max \left\{ \frac{(1+\epsilon) \log n - \frac{n}{2} I_s}{\gamma m}, \frac{(1+\epsilon) 2 \log m}{n} \right\} \Leftrightarrow \frac{1}{2} n I_s + \gamma m p(1-M) \geq (1+\epsilon) \log n$ and $\frac{1}{2} n p(1-M) \geq (1+\epsilon) \log m$. Since the RHS of (1) increases as p decreases, it suffices to consider the case when $p = O(\frac{\log n}{m} + \frac{\log m}{n}) = o(1)$, which implies

$$\log(1 - p(1-M)) = -p(1-M) + O(p^2) = -p(1-M)(1 + o(1))$$

Hence the RHS of (1) can be represented as

$$\sum_{z \in \mathcal{I}} |\chi(z)| e^{-D_z p(1-M)(1+o(1)) - 2(\frac{n}{2}-k_z)k_z I_s(1+o(1))} = \sum_{z \in \mathcal{I}} |\chi(z)| e^{(1+o(1))(-D_z I_r - 2(\frac{n}{2}-k_z)k_z I_s)} \quad (2)$$

where $I_r := p(1-M)$. For a constant $\delta \in (0, \min\{\gamma, 1-\gamma\})$ (the exact value of δ will be determined later), define

$$\mathcal{J} := \{(k, a_1, a_2, b_1, b_2) \in \mathcal{I} : a_1, a_2, b_1, b_2 < \delta m\}, \mathcal{K} := \{(k, a_1, a_2, b_1, b_2) \in \mathcal{I} : k < \delta n\}.$$

Now we show the RHS of (2) approaches to 0 as $n \rightarrow \infty$ by dividing it into four partial sums over $\mathcal{I} \setminus (\mathcal{J} \cup \mathcal{K}), \mathcal{J} \setminus \mathcal{K}, \mathcal{K} \setminus \mathcal{J}, \mathcal{J} \cap \mathcal{K}$.

- **Case 1.** $\mathcal{I} \setminus (\mathcal{J} \cup \mathcal{K})$: For $z = (k_z, a_1, a_2, b_1, b_2) \in \mathcal{I} \setminus (\mathcal{J} \cup \mathcal{K})$, $\delta n \leq k_z \leq \frac{n}{4}$ since $z \notin \mathcal{K}$. So $2(\frac{n}{2} - k_z)k_z \geq 2(\frac{n}{2} - \frac{n}{4})\delta n = \frac{\delta}{2}n^2$. As $z \notin \mathcal{J}$, we can assume $a_1 \geq \delta m$ without loss of generality, which implies

$D_z = k_z\{a_1 + (\lceil \gamma m \rceil - a_2) + b_1 + (\lceil \gamma m \rceil - b_2)\} + (\frac{n}{2} - k_z)(a_1 + a_2 + b_1 + b_2) \geq (\frac{n}{2} - k_z)a_1 \geq (\frac{n}{2} - \frac{n}{4})\delta m = \frac{\delta}{4}nm$.
Then

$$\begin{aligned}
 & \sum_{z \in \mathcal{I} \setminus (\mathcal{J} \cup \mathcal{K})} |\chi(z)| e^{(1+o(1))(-D_z I_r - 2(\frac{n}{2} - k_z)k_z I_s)} \\
 & \leq \sum_{z \in \mathcal{I} \setminus (\mathcal{J} \cup \mathcal{K})} |\chi(z)| e^{(1+o(1))(-\frac{\delta}{4}nm I_r - \frac{\delta}{2}n^2 I_s)} \\
 & = e^{(1+o(1))(-\frac{\delta}{4}nm I_r - \frac{\delta}{2}n^2 I_s)} \sum_{z \in \mathcal{I} \setminus (\mathcal{J} \cup \mathcal{K})} |\chi(z)| \\
 & \leq e^{(1+o(1))(-\frac{\delta}{4}nm I_r - \frac{\delta}{2}n^2 I_s)} \sum_{z \in \mathcal{I}} |\chi(z)| \\
 & \leq e^{(1+o(1))(-\frac{\delta}{4}nm I_r - \frac{\delta}{2}n^2 I_s)} 2^n d^{2m} \\
 & \quad (\because \text{the total number of preference matrices is bounded by } 2^n d^{2m}) \\
 & \leq e^{(1+o(1))(-n(\frac{\delta}{2}n I_s + \frac{\delta}{8}m I_r) - m(\frac{\delta}{8}n I_r))} e^{n \log 2 + 2m \log d} \\
 & = e^{(1+o(1))(-n(\Omega(\log n)) - m(\Omega(\log m)) + (n \log 2 + 2m \log d))} \rightarrow 0 \text{ as } n \rightarrow \infty. \\
 & \quad (\because m = w(\log n), \quad m \rightarrow \infty \text{ as } n \rightarrow \infty)
 \end{aligned}$$

- **Case 2. $\mathcal{J} \setminus \mathcal{K}$:** For $z = (k_z, a_1, a_2, b_1, b_2) \in \mathcal{J} \setminus \mathcal{K}$, $\delta n \leq k_z \leq \frac{n}{4}$ since $z \notin \mathcal{K}$. So $2(\frac{n}{2} - k_z)k_z \geq 2(\frac{n}{2} - \frac{n}{4})\delta n = \frac{\delta}{2}n^2$. As $z \in \mathcal{J}$, $D_z = k_z\{a_1 + (\lceil \gamma m \rceil - a_2) + b_1 + (\lceil \gamma m \rceil - b_2)\} + (\frac{n}{2} - k_z)(a_1 + a_2 + b_1 + b_2) \geq k_z\{a_1 + (\lceil \gamma m \rceil - a_2) + b_1 + (\lceil \gamma m \rceil - b_2)\} \geq k_z\{(\lceil \gamma m \rceil - \delta m) + (\lceil \gamma m \rceil - \delta m)\} \geq 2\delta(\gamma - \delta)mn$. By applying the argument of Case 1, we have

$$\sum_{z \in \mathcal{J} \setminus \mathcal{K}} |\chi(z)| e^{(1+o(1))(-D_z I_r - 2(\frac{n}{2} - k_z)k_z I_s)} \rightarrow 0 \text{ as } n \rightarrow \infty.$$

- **Case 3. $\mathcal{K} \setminus \mathcal{J}$:** As $z \in \mathcal{K}$, $k_z < \delta n$, which implies $2(\frac{n}{2} - k_z)k_z \geq 2(\frac{n}{2} - \delta n)k_z = k_z(1 - 2\delta)n$. As $z \notin \mathcal{J}$, assume $a_1 \geq \delta m$ without loss of generality. Then $D_z = k_z\{a_1 + (\lceil \gamma m \rceil - a_2) + b_1 + (\lceil \gamma m \rceil - b_2)\} + (\frac{n}{2} - k_z)(a_1 + a_2 + b_1 + b_2) \geq (\frac{n}{2} - \delta n)(\delta m) = (\frac{1}{2} - \delta)\delta nm$. This case is a simple version of Case 4, and one can show that

$$\sum_{z \in \mathcal{K} \setminus \mathcal{J}} |\chi(z)| e^{(1+o(1))(-D_z I_r - 2(\frac{n}{2} - k_z)k_z I_s)} \rightarrow 0 \text{ as } n \rightarrow \infty.$$

- **Case 4. $\mathcal{J} \cap \mathcal{K}$:** As $z \in \mathcal{K}$, $k_z < \delta n$, which implies $2(\frac{n}{2} - k_z)k_z \geq 2(\frac{n}{2} - \delta n)k_z = k_z(1 - 2\delta)n$. As $z \in \mathcal{J}$, $D_z = k_z\{a_1 + (\lceil \gamma m \rceil - a_2) + b_1 + (\lceil \gamma m \rceil - b_2)\} + (\frac{n}{2} - k_z)(a_1 + a_2 + b_1 + b_2) \geq k_z\{(\lceil \gamma m \rceil - \delta m) + (\lceil \gamma m \rceil - \delta m)\} + (\frac{n}{2} - \delta n)(a_1 + a_2 + b_1 + b_2) \geq 2k_z(\gamma - \delta)m + (\frac{n}{2} - \delta n)(a_1 + a_2 + b_1 + b_2)$. Then

$$\begin{aligned}
 & \sum_{z \in \mathcal{J} \cap \mathcal{K}} |\chi(z)| e^{(1+o(1))(-D_z I_r - 2(\frac{n}{2} - k_z)k_z I_s)} \\
 & \leq \sum_{z \in \mathcal{J} \cap \mathcal{K}} |\chi(z)| e^{(1+o(1))[-\{2k_z(\gamma - \delta)m + (\frac{n}{2} - \delta n)(a_1 + a_2 + b_1 + b_2)\} I_r - k_z(1 - 2\delta)n I_s]} \\
 & = \sum_{z \in \mathcal{J} \cap \mathcal{K}} |\chi(z)| e^{(1+o(1))[-2k_z\{(\gamma - \delta)m I_r + (\frac{1}{2} - \delta)n I_s\} - (\frac{1}{2} - \delta)n(a_1 + a_2 + b_1 + b_2) I_r]} \\
 & \stackrel{(i)}{\leq} \sum_{z \in \mathcal{J} \cap \mathcal{K}} |\chi(z)| e^{(1+o(1))[-2k_z\{(1 + \frac{\epsilon}{2}) \log n\} - (1 + \frac{\epsilon}{2}) \log m(a_1 + a_2 + b_1 + b_2)]} \\
 & = \sum_{z \in \mathcal{J} \cap \mathcal{K}} |\chi(z)| n^{-2k_z(1 + \frac{\epsilon}{2})(1+o(1))} m^{-(1 + \frac{\epsilon}{2})(a_1 + a_2 + b_1 + b_2)(1+o(1))} \\
 & \leq \sum_{z \in \mathcal{J} \cap \mathcal{K}} |\chi(z)| n^{-2k_z(1 + \frac{\epsilon}{4})} m^{-(1 + \frac{\epsilon}{4})(a_1 + a_2 + b_1 + b_2)} \\
 & \quad (\because (1 + \frac{\epsilon}{2})(1 + o(1)) \geq (1 + \frac{\epsilon}{4}) \text{ for sufficiently large } n) \\
 & \stackrel{(ii)}{\leq} \sum_{z \in \mathcal{J} \cap \mathcal{K}} n^{2k_z} m^{a_1 + a_2 + b_1 + b_2} (d - 1)^{a_1 + a_2 + b_1 + b_2} n^{-2k_z(1 + \frac{\epsilon}{4})} m^{-(1 + \frac{\epsilon}{4})(a_1 + a_2 + b_1 + b_2)} \\
 & = \sum_{z \in \mathcal{J} \cap \mathcal{K}} n^{-\frac{\epsilon}{2}k_z} m^{-\frac{\epsilon}{4}(a_1 + a_2 + b_1 + b_2)} (d - 1)^{a_1 + a_2 + b_1 + b_2} \\
 & = \sum_{z \in \mathcal{J} \cap \mathcal{K}} n^{-\frac{\epsilon}{2}k_z} \{m^{-\frac{\epsilon}{4}}(d - 1)\}^{(a_1 + a_2 + b_1 + b_2)}
 \end{aligned}$$

$$\begin{aligned}
 & \stackrel{(iii)}{\leq} \sum_{k_z \in [0, \delta n]} n^{-\frac{\epsilon}{2} k_z} \left(\sum_{a_1 \in [0, \delta m]} \{m^{-\frac{\epsilon}{4}}(d-1)\}^{a_1} \right)^4 - 1 \\
 & \leq \sum_{k_z \in \mathbb{N} \cup \{0\}} n^{-\frac{\epsilon}{2} k_z} \left(\sum_{a_1 \in \mathbb{N} \cup \{0\}} \{m^{-\frac{\epsilon}{4}}(d-1)\}^{a_1} \right)^4 - 1 \\
 & = \left(\frac{1}{1 - n^{-\frac{\epsilon}{2}}} \right) \left(\frac{1}{1 - m^{-\frac{\epsilon}{4}}(d-1)} \right) - 1 \rightarrow 0 \text{ as } n \rightarrow \infty.
 \end{aligned}$$

Here, three inequalities hold for the following reasons.

(i) : It follows from the assumptions $\frac{1}{2}nI_s + \gamma mI_r \geq (1+\epsilon) \log n$, $\frac{1}{2}nI_r \geq (1+\epsilon) \log m$, and they imply $(\gamma - \delta)mI_r + (\frac{1}{2} - \delta)nI_s \geq (1 + \frac{\epsilon}{2}) \log n$, $(\frac{1}{2} - \delta)nI_r \geq (1 + \frac{\epsilon}{2}) \log m$ for sufficiently small δ . In explicit, $\delta = \min\{\frac{1}{2} \frac{\frac{\epsilon}{2}}{1+\epsilon}, \gamma \frac{\frac{\epsilon}{2}}{1+\epsilon}\}$ satisfies above inequalities.

(ii) : For $z = (k_z, a_1, a_2, b_1, b_2)$, a direct calculation yields $|\chi(z)| = \binom{\frac{n}{k_z}}{a_1}^{m - \lceil \gamma m \rceil} (d-1)^{a_1} \binom{m - \lceil \gamma m \rceil}{b_1} (d-1)^{b_1} \binom{\lceil \gamma m \rceil}{a_2} (d-1)^{a_2} \binom{\lceil \gamma m \rceil}{b_2} (d-1)^{b_2}$ and it can be upper bounded by $n^{2k_z} m^{a_1+a_2+b_1+b_2} (d-1)^{a_1+a_2+b_1+b_2}$

(iii) : Note that $\sum_{z \in \mathcal{J} \cap \mathcal{K}} n^{-\frac{\epsilon}{2} k_z} \{m^{-\frac{\epsilon}{4}}(d-1)\}^{(a_1+a_2+b_1+b_2)} \leq \left(\sum_{k_z \in [0, \delta n]} n^{-\frac{\epsilon}{2} k_z} \right) \left(\sum_{a_1 \in [0, \delta m]} \{m^{-\frac{\epsilon}{4}}(d-1)\}^{a_1} \right) \left(\sum_{a_2 \in [0, \delta m]} \{m^{-\frac{\epsilon}{4}}(d-1)\}^{a_2} \right) \left(\sum_{b_1 \in [0, \delta m]} \{m^{-\frac{\epsilon}{4}}(d-1)\}^{b_1} \right) \left(\sum_{b_2 \in [0, \delta m]} \{m^{-\frac{\epsilon}{4}}(d-1)\}^{b_2} \right) - 1$ and the last -1 comes from the fact that $(0, 0, 0, 0, 0) \notin \mathcal{J} \cap \mathcal{K}$. Then apply $\sum_{a_1 \in [0, \delta m]} \{m^{-\frac{\epsilon}{4}}(d-1)\}^{a_1} = \sum_{a_2 \in [0, \delta m]} \{m^{-\frac{\epsilon}{4}}(d-1)\}^{a_2} = \sum_{b_1 \in [0, \delta m]} \{m^{-\frac{\epsilon}{4}}(d-1)\}^{b_1} = \sum_{b_2 \in [0, \delta m]} \{m^{-\frac{\epsilon}{4}}(d-1)\}^{b_2}$.

(II) MLE Converse

We need to show the following : for arbitrary $\epsilon > 0$, if $p \leq \frac{1}{1-M} \max \left\{ \frac{(1-\epsilon) \log n - \frac{n}{2} I_s}{\gamma m}, \frac{(1-\epsilon) 2 \log m}{n} \right\}$, then $P_e^\gamma(\psi) \rightarrow 0$ as $n \rightarrow \infty$ for any ψ . To prove the statement for any ψ , we need to consider the constrained maximum likelihood estimator.

Let $\mathcal{D}^\gamma := \{X \in \{p_{d_0}, p_{d_0+1}\}^{[n] \times [m]} : \|u_X - v_X\|_0 = \lceil \gamma m \rceil\}$ where $d_0 := \arg \max_{i \in \{1, 2, \dots, d-1\}} (\sqrt{p_i p_{i+1}} + \sqrt{(1-p_i)(1-p_{i+1})})$. Consider the maximum likelihood estimator $\psi_{ML}|\mathcal{D}^\gamma$ whose output is constrained in \mathcal{D}^γ . Let R' be a ground-truth preference matrix chosen in \mathcal{D}^γ where $A_{R'} = [\frac{n}{2}]$, $B_{R'} = [n] \setminus [\frac{n}{2}]$, $(u_{R'})_j = (v_{R'})_j = p_{d_0}$ for $j = 1, 2, \dots, (m - \lceil \gamma m \rceil)$ and $(u_{R'})_j = p_{d_0}$, $(v_{R'})_j = p_{d_0+1}$ for $j = (m - \lceil \gamma m \rceil + 1), \dots, m$.

Lemma 4. $\inf_{\psi} P_e^\gamma(\psi) \geq \Pr(\psi_{ML}|\mathcal{D}^\gamma(N^\Omega, G) \neq R | R = R')$.

Proof.

$$\begin{aligned}
 \inf_{\psi} P_e^\gamma(\psi) &= \inf_{\psi} \max \{ \Pr(\psi(N^\Omega, G) \neq R) : R \in \{p_1, p_2, \dots, p_d\}^{n \times m}, \|u_R - v_R\|_0 = \lceil \gamma m \rceil \} \\
 &\geq \inf_{\psi} \Pr(\psi(N^\Omega, G) \neq R | R = R') \\
 &= \inf_{\psi: \psi(N^\Omega, G) \in \mathcal{D}^\gamma} \Pr(\psi(N^\Omega, G) \neq R | R = R') \\
 &(\because \text{if there exist } N_0^\Omega, G_0 \text{ such that } \psi(N_0^\Omega, G_0) \notin \mathcal{D}^\gamma, \text{ we can decrease} \\
 &\quad \Pr(\psi(N^\Omega, G) \neq R | R = R') \text{ by replacing } \psi(N_0^\Omega, G_0) \text{ with any element in } \mathcal{D}^\gamma.) \\
 &= \Pr(\psi_{ML}|\mathcal{D}^\gamma(N^\Omega, G) \neq R | R = R'). \\
 &(\because \text{maximum likelihood estimator is optimal under uniform prior.})
 \end{aligned}$$

□

By Lemma 4, it suffices to show that $\Pr(\psi_{ML}|\mathcal{D}^\gamma(N^\Omega, G) \neq R | R = R') \rightarrow 0$ as $n \rightarrow \infty$. Let $S := \bigcap_{X \neq R', X \in \mathcal{D}^\gamma} [L(X) > L(R')]$ which is the success event of $\psi_{ML}|\mathcal{D}^\gamma$ where $R = R'$. Then it suffices to prove $\Pr(S) \rightarrow 0$. ($\because \Pr(S) \rightarrow 0$ implies $\Pr(S^c) \rightarrow 1$, and $\Pr(\psi_{ML}|\mathcal{D}^\gamma(N^\Omega, G) \neq R | R = R') \geq \frac{1}{2} \Pr(S^c)$). The last inequality comes from the fact that $\Pr(\psi_{ML}|\mathcal{D}^\gamma(N^\Omega, G) \neq R | R = R') \geq \frac{1}{2}$ conditioned on S^c .)

Now we consider genie-aided ML estimators to prove $\Pr(S) \rightarrow 0$; $\psi_{ML}^{(1)}$ is given with the information that the ground-truth preference matrix belongs to $\mathcal{D}^\gamma \cap \chi(0, 0, 0, 1, 1)$, and $\psi_{ML}^{(2)}$ is given with the information that the ground-truth preference matrix belongs to $\mathcal{D}^\gamma \cap \chi(1, 0, 0, 0, 0)$. Let $S^{(i)}$ be the success event of $\psi_{ML}^{(i)}$ for $i = 1, 2$. Then $S^{(1)} = \bigcap_{X \in \mathcal{D}^\gamma \cap \chi(0, 0, 0, 1, 1)} [L(X) > L(R')]$, $S^{(2)} = \bigcap_{X \in \mathcal{D}^\gamma \cap \chi(1, 0, 0, 0, 0)} [L(X) > L(R')]$, and it is straightforward that $\Pr(S) \leq \Pr(S^{(1)})$ and $\Pr(S) \leq \Pr(S^{(2)})$. Note that $p \leq \frac{1}{1-M} \max \left\{ \frac{(1-\epsilon) \log n - \frac{n}{2} I_s}{\gamma m}, \frac{(1-\epsilon) 2 \log m}{n} \right\} \Leftrightarrow \frac{1}{2} np(1-M) \leq (1-\epsilon) \log m$ or $\frac{1}{2} n I_s + \gamma mp(1-M) \leq (1-\epsilon) \log n$. Hence it is enough to show the following: (i) if $\frac{1}{2} np(1-M) \leq (1-\epsilon) \log m$, then $\Pr(S^{(1)}) \rightarrow 0$ as $n \rightarrow \infty$, and (ii) if $\frac{1}{2} n I_s + \gamma mp(1-M) \leq (1-\epsilon) \log n$, then $\Pr(S^{(2)}) \rightarrow 0$ as $n \rightarrow \infty$.

- Case 1. $\frac{1}{2} np(1-M) \leq (1-\epsilon) \log m$: We first need to observe the following fact. Consider $X_1 \in \chi(0, 0, 0, 1, 0) \cap \mathcal{D}^\gamma$, $X_2 \in \chi(0, 0, 0, 0, 1) \cap \mathcal{D}^\gamma$, $X_3 \in \chi(0, 0, 0, 1, 1) \cap \mathcal{D}^\gamma$ where v_{X_1} differs from $v_{R'}$ at i_1 -th coordinate, v_{X_2} differs from $v_{R'}$ at i_2 -th coordinate, v_{X_3} differs from $v_{R'}$ at i_1 and i_2 -th coordinates. Then $[L(X_1) \leq L(R') \text{ and } L(X_2) \leq L(R')] \text{ implies } [L(X_3) \leq L(R')]$ since $L(X_3) - L(R') = (L(X_2) - L(R')) + (L(X_1) - L(R'))$ by Lemma 1. Hence $[L(X_3) > L(R')] \text{ implies } [L(X_1) > L(R') \text{ or } L(X_2) > L(R')]$. From this observation, we can show that

$$\bigcap_{X \in \chi(0, 0, 0, 1, 1) \cap \mathcal{D}^\gamma} [L(X) > L(R')] \subset \left\{ \bigcap_{X_1 \in \chi(0, 0, 0, 1, 0) \cap \mathcal{D}^\gamma} [L(X_1) > L(R')] \right\} \cup \left\{ \bigcap_{X_2 \in \chi(0, 0, 0, 0, 1) \cap \mathcal{D}^\gamma} [L(X_2) > L(R')] \right\}$$

(\because Suppose $L(X) > L(R')$ for all $X \in \chi(0, 0, 0, 1, 1) \cap \mathcal{D}^\gamma$. If $L(X_1) > L(R')$ for all $X_1 \in \chi(0, 0, 0, 1, 0) \cap \mathcal{D}^\gamma$, we are done. If not, there exists $X_1 \in \chi(0, 0, 0, 1, 0) \cap \mathcal{D}^\gamma$ such that $L(X_1) \leq L(R')$. Let v_{X_1} differs from $v_{R'}$ at i_1 -th coordinate. Consider $X_{3,j} \in \chi(0, 0, 0, 1, 1) \cap \mathcal{D}^\gamma$ where $v_{X_{3,j}}$ differs from $v_{R'}$ at i_1 and $(m - \lceil \gamma m \rceil + j)$ -th coordinates, and $X_j \in \chi(0, 0, 0, 0, 1) \cap \mathcal{D}^\gamma$ where v_{X_j} differs from $v_{R'}$ at $(m - \lceil \gamma m \rceil + j)$ -th coordinate ($j = 1, \dots, \lceil \gamma m \rceil$). Using the observation above and the fact that $L(X_{3,j}) > L(R')$ (by the assumption) together, we can conclude that $L(X_j) > L(R')$ for all $j = 1, \dots, \lceil \gamma m \rceil$)

Applying the union bound, we get $\Pr \left(\bigcap_{X \in \chi(0, 0, 0, 1, 1) \cap \mathcal{D}^\gamma} [L(X) > L(R')] \right) \leq \Pr \left(\bigcap_{X_1 \in \chi(0, 0, 0, 1, 0) \cap \mathcal{D}^\gamma} [L(X_1) > L(R')] \right) + \Pr \left(\bigcap_{X_2 \in \chi(0, 0, 0, 0, 1) \cap \mathcal{D}^\gamma} [L(X_2) > L(R')] \right)$. Now it suffices to show that $\Pr \left(\bigcap_{X_1 \in \chi(0, 0, 0, 1, 0) \cap \mathcal{D}^\gamma} [L(X_1) > L(R')] \right) \rightarrow 0$ as $n \rightarrow \infty$. (Identical argument can be applied to $\Pr \left(\bigcap_{X_2 \in \chi(0, 0, 0, 0, 1) \cap \mathcal{D}^\gamma} [L(X_2) > L(R')] \right) \rightarrow 0$ as $n \rightarrow \infty$.)

Lemma 5. For integers $K, L > 0$, Let $\{A_i\}_{i=1}^K \stackrel{i.i.d.}{\sim} \text{Bern}(\alpha)$, $\{B_i\}_{i=1}^K \stackrel{i.i.d.}{\sim} \text{Bern}(\beta)$, $\{\mathbb{P}_i\}_{i=1}^L \stackrel{i.i.d.}{\sim} \text{Bern}(p)$, $\{\mathbb{P}_{d_0,i}\}_{i=1}^L \stackrel{i.i.d.}{\sim} \text{Bern}(p_{d_0})$. Assume that $\alpha, \beta, p = o(1)$ and $\max\{\sqrt{\alpha\beta}K, pL\} = \omega(1)$. Then the following holds for sufficiently large K if $\sqrt{\alpha\beta}K > pL$; sufficiently large L otherwise:

$$\Pr \left(\log \left(\frac{\alpha(1-\beta)}{(1-\alpha)\beta} \right) \sum_{1 \leq i \leq K} (B_i - A_i) + \sum_{1 \leq i \leq L} \mathbb{P}_i \left\{ \mathbb{P}_{d_0,i} \log \left(\frac{p_{d_0+1}}{p_{d_0}} \right) + (1 - \mathbb{P}_{d_0,i}) \log \left(\frac{1-p_{d_0+1}}{1-p_{d_0}} \right) \right\} \geq 0 \right) \geq \frac{1}{4} e^{-(1+o(1))(KI_s + LI_r)}$$

where $I_s := -2 \log(\sqrt{\alpha\beta} + \sqrt{(1-\alpha)(1-\beta)})$, $I_r = p(1-M)$.

Proof. Can be proved similarly by applying the argument of Lemma 4 in (Ahn et al., 2018). \square

Then

$$\begin{aligned} & \Pr \left(\bigcap_{X_1 \in \chi(0, 0, 0, 1, 0) \cap \mathcal{D}^\gamma} [L(X_1) > L(R')] \right) \\ &= \prod_{X_1 \in \chi(0, 0, 0, 1, 0) \cap \mathcal{D}^\gamma} \Pr([L(X_1) > L(R')]) \quad (\because \{[L(X_1) > L(R')]\}_{X_1 \in \chi(0, 0, 0, 1, 0) \cap \mathcal{D}^\gamma} \text{ is mutually independent.}) \\ &= \prod_{X_1 \in \chi(0, 0, 0, 1, 0) \cap \mathcal{D}^\gamma} (1 - \Pr([L(X_1) > L(R')])) \\ &= \prod_{X_1 \in \chi(0, 0, 0, 1, 0) \cap \mathcal{D}^\gamma} \left(1 - \Pr \left(\sum_{1 \leq i \leq \frac{n}{2}} \mathbb{P}_i \left\{ \mathbb{P}_{d_0,i} \log \left(\frac{p_{d_0+1}}{p_{d_0}} \right) + (1 - \mathbb{P}_{d_0,i}) \log \left(\frac{1-p_{d_0+1}}{1-p_{d_0}} \right) \right\} \geq 0 \right) \right) \quad (\because \text{Lemma 2}) \\ &\leq \prod_{X_1 \in \chi(0, 0, 0, 1, 0) \cap \mathcal{D}^\gamma} \left(1 - \frac{1}{4} e^{-(1+o(1))(\frac{n}{2} I_r)} \right) \quad (\because \text{apply Lemma 5 with } K = 0, L = \frac{n}{2}) \\ &\leq \prod_{X_1 \in \chi(0, 0, 0, 1, 0) \cap \mathcal{D}^\gamma} \left(e^{-\frac{1}{4} e^{-(1+o(1))(\frac{n}{2} I_r)}} \right) \quad (\because 1 - x \leq e^{-x}) \end{aligned}$$

$$\begin{aligned}
 &= \exp \left\{ -\frac{1}{4} |\chi(0, 0, 0, 1, 0) \cap \mathcal{D}^\gamma| e^{-(1+o(1))(\frac{n}{2} I_r)} \right\} \\
 &= \exp \left\{ -\frac{1}{4} (1 - \gamma) m e^{-(1+o(1))(\frac{n}{2} I_r)} \right\} \\
 &= \exp \left\{ -\frac{1}{4} (1 - \gamma) e^{-(1+o(1))(\frac{n}{2} I_r) + \log m} \right\} \rightarrow 0 \text{ as } n \rightarrow \infty \quad \left(\because \frac{1}{2} n I_r \leq (1 - \epsilon) \log m \right)
 \end{aligned}$$

- Case 2. $\frac{1}{2} n I_s + \gamma m I_r = \frac{1}{2} n I_s + \gamma m p (1 - M) \leq (1 - \epsilon) \log n$:

From the assumption, $\alpha, \beta = O(\frac{\log n}{n})$.

Lemma 6. Suppose $\alpha = O(\frac{\log n}{n})$, and consider the following procedure:

1) For $r = \frac{n}{\log^3 n}$, let $T := \{1, 2, \dots, 2r\} \cup \{\frac{n}{2} + 1, \frac{n}{2} + 2, \dots, \frac{n}{2} + 2r\}$.

2) Within T , we will delete every pair of two nodes which are adjacent.

3) Denote the remaining nodes by U .

Then the above procedure results in $|U| \geq 3 \frac{n}{\log^3 n}$, with probability approaching to 1.

Proof. Lemma 5 in (Ahn et al., 2018). □

Let Δ be the event $[|U| \geq 3 \frac{n}{\log^3 n}]$. Let Ψ be the event [there exist subsets $A_P \subset A_R$ and $A_Q \subset B_R$ such that (i) $|A_P| = |A_Q| = \frac{n}{\log^3 n}$ and (ii) there is no edge between nodes in $A_P \cup A_Q$]. One can show that $\Delta \subset \Psi$. As $\Pr(\Delta) = 1 - o(1)$ by Lemma 6, $\Pr(\Psi) = 1 - o(1)$.

Let $X^{(i)}$ be the preference matrix obtained from X by replacing i -th row with v_X if $i \in A_X$; with u_X otherwise. In explicit, $A_{X^{(i)}} = A_X \triangle \{i\}$ and $B_{X^{(i)}} = B_X \triangle \{i\}$

Lemma 7. Suppose that $L(R^{(i)}) \leq L(R)$ and $L(R^{(j)}) \leq L(R)$ hold for $i \in A_P$ and $j \in A_Q$. Then, conditioned on Ψ , $L((R^{(i)})^{(j)}) \leq L(R)$.

Proof. Lemma 6 in (Ahn et al., 2018). □

Now we can find the upper bound of $\Pr(S^{(2)}) = \Pr\left(\bigcap_{X \in \mathcal{D}^\gamma \cap \chi(1,0,0,0,0)} [L(X) > L(R')]\right)$ as follows.

$$\begin{aligned}
 \Pr(S^{(2)}) &= \Pr\left(\bigcap_{X \in \mathcal{D}^\gamma \cap \chi(1,0,0,0,0)} [L(X) > L(R')]\right) \\
 &= \Pr\left(\left\{\left(\bigcap_{X \in \mathcal{D}^\gamma \cap \chi(1,0,0,0,0)} [L(X) > L(R')]\right) \cap \Psi\right\} \cup \left\{\left(\bigcap_{X \in \mathcal{D}^\gamma \cap \chi(1,0,0,0,0)} [L(X) > L(R')]\right) \cap \Psi^c\right\}\right) \\
 &= \Pr\left(\left(\bigcap_{X \in \mathcal{D}^\gamma \cap \chi(1,0,0,0,0)} [L(X) > L(R')]\right) \cap \Psi\right) + \Pr\left(\left(\bigcap_{X \in \mathcal{D}^\gamma \cap \chi(1,0,0,0,0)} [L(X) > L(R')]\right) \cap \Psi^c\right) \\
 &\leq \Pr\left(\left(\bigcap_{X \in \mathcal{D}^\gamma \cap \chi(1,0,0,0,0)} [L(X) > L(R')]\right) \cap \Psi\right) + \Pr(\Psi^c) \\
 &= \Pr\left(\left(\bigcap_{X \in \mathcal{D}^\gamma \cap \chi(1,0,0,0,0)} [L(X) > L(R')]\right) \cap \Psi\right) + (1 - (1 - o(1))) \\
 &= \Pr\left(\bigcap_{X \in \mathcal{D}^\gamma \cap \chi(1,0,0,0,0)} [L(X) > L(R')]\right) \cdot \Pr(\Psi) + o(1) \\
 &\leq \Pr\left(\bigcap_{i \in A_P, j \in A_Q} [L((R^{(i)})^{(j)}) > L(R')]\right) \cdot (1 - o(1)) + o(1) \\
 &\leq \Pr\left(\bigcap_{i \in A_P} [L(R^{(i)}) > L(R')]\right) \cdot (1 - o(1)) + \Pr\left(\bigcap_{j \in A_Q} [L(R^{(j)}) > L(R')]\right) \cdot (1 - o(1)) + o(1) \\
 &\quad (\because \text{By Lemma 7, } L((R^{(i)})^{(j)}) > L(R') \text{ implies either one of the following} \\
 &\quad \text{(i) } L(R^{(i)}) > L(R') \text{ for any } i \in A_P, \text{ or (ii) } L(R^{(j)}) > L(R') \text{ for any } j \in A_Q) \\
 &= 2 \Pr\left(\bigcap_{i \in A_P} [L(R^{(i)}) > L(R')]\right) \cdot (1 - o(1)) + o(1) \quad (\because \text{by symmetry}) \\
 &= 2 \Pr\left([L(R^{(1)}) > L(R')]\right)^{|A_P|} \cdot (1 - o(1)) + o(1) \\
 &\quad (\because \text{WLOG, } 1 \in A_P. \{[L(R^{(i)}) > L(R')]\}_{i \in A_P} \text{ is mutually independent since there is no edge in } A_P.)
 \end{aligned}$$

The upper bound of $\Pr \left([L(R^{(1)}) > L(R')] | \Psi \right)^{|A_P|}$ can be computed as follows. Let $c_s := \log \left(\frac{\alpha(1-\beta)}{(1-\alpha)\beta} \right)$

$$\begin{aligned}
 & \Pr \left(L(R^{(1)}) > L(R') | \Psi \right)^{|A_P|} \\
 & \leq \left[\Pr \left(c_s \{e(A_R, B_R) - e(A_{R^{(1)}}, B_{R^{(1)}})\} + \sum_{1 \leq i \leq \gamma m} \mathbb{P}_i \{ \mathbb{P}_{d_0, i} \log \left(\frac{p_{d_0+1}}{p_{d_0}} \right) + (1 - \mathbb{P}_{d_0, i}) \log \left(\frac{1 - p_{d_0+1}}{1 - p_{d_0}} \right) \} < 0 | \Psi \right) \right]^{|A_P|} \\
 & \leq \left[\Pr \left(c_s \{e(\{1\}, B_R) - e(\{1\}, A_R \Delta \{1\})\} + \sum_{1 \leq i \leq \gamma m} \mathbb{P}_i \{ \mathbb{P}_{d_0, i} \log \left(\frac{p_{d_0+1}}{p_{d_0}} \right) + (1 - \mathbb{P}_{d_0, i}) \log \left(\frac{1 - p_{d_0+1}}{1 - p_{d_0}} \right) \} < 0 | \Psi \right) \right]^{|A_P|} \\
 & \leq \left[\Pr \left(c_s \sum_{i=1}^{\frac{n}{2}-r} (B_i - A_i) + \sum_{1 \leq i \leq \gamma m} \mathbb{P}_i \{ \mathbb{P}_{d_0, i} \log \left(\frac{p_{d_0+1}}{p_{d_0}} \right) + (1 - \mathbb{P}_{d_0, i}) \log \left(\frac{1 - p_{d_0+1}}{1 - p_{d_0}} \right) \} < 0 \right) \right]^{|A_P|} \quad (r = |A_P|) \\
 & \leq \left\{ 1 - \frac{1}{4} e^{-(1+o(1))(\frac{n}{2}-r)I_s - (1+o(1))\gamma m I_r} \right\}^{|A_P|} \quad (\because \text{apply Lemma 5 with } K = \frac{n}{2} - r \text{ and } L = \gamma m) \\
 & \leq \left[\exp \left\{ -\frac{1}{4} e^{-(1+o(1))(\frac{n}{2}-r)I_s - (1+o(1))\gamma m I_r} \right\} \right]^{|A_P|} \quad (\because 1 - x \leq e^{-x}) \\
 & = \exp \left\{ -\frac{n}{\log^3 n} \frac{1}{4} e^{-(1+o(1))(\frac{n}{2}-r)I_s - (1+o(1))\gamma m I_r} \right\} \quad (\because |A_P| = \frac{n}{\log^3 n}) \\
 & \leq \exp \left\{ -\frac{n}{\log^3 n} \frac{1}{4} e^{-(1-\frac{\epsilon}{2}) \log n} \right\} \quad \text{for sufficiently large } n \\
 & \quad (\because -(1+o(1))(\frac{n}{2}-r)I_s - (1+o(1))\gamma m I_r \geq -(1-\frac{\epsilon}{2}) \log n \quad \text{for sufficiently large } n) \\
 & = \exp \left\{ -\frac{1}{4} \frac{n^{\frac{\epsilon}{2}}}{\log^3 n} \right\} \rightarrow 0 \text{ as } n \rightarrow \infty
 \end{aligned}$$

Hence we can conclude that $\Pr(S^{(2)}) \rightarrow 0$ as $n \rightarrow \infty$.

C.3. Proof of Theorem 2

Theorem 2. Let $\gamma \in (0, 1)$, $m = \omega(\log n)$, $\log m = o(n)$, $(\sqrt{\alpha} - \sqrt{\beta})^2 = \omega(\frac{1}{n})$, $m = O(n)$, and $\alpha = O(\frac{\log n}{n})$. Let $\phi_j \cdot 2m$ be the number of p_j 's among $u_R^{(1)}, \dots, u_R^{(m)}, v_R^{(1)}, \dots, v_R^{(m)}$ for $j = 1, \dots, d$, and assume that $\phi_j \not\rightarrow 0$ as $n \rightarrow \infty$. If

$$p \geq \frac{1}{1-M} \max \left\{ \frac{(1+\epsilon) \log n - \frac{n}{2} I_s}{\gamma m}, \frac{2(1+\epsilon) \log m}{n} \right\}$$

for some $\epsilon > 0$, then Algorithm 1 outputs \hat{R} where the following holds with probability approaching to 1 as n goes to ∞ : $\|\hat{R} - R\|_{\max} := \max_{(i,j) \in [n] \times [m]} |\hat{R}_{ij} - R_{ij}| = o(1)$.

In Algorithm 1, (Stage 1) we first use spectral clustering to get $A_R^{(0)}, B_R^{(0)}$, (Stage 2) then get almost exact recovery of preference vectors \hat{u}_R, \hat{v}_R , (Stage 3) and eventually get exact recovery of clusters \hat{A}_R, \hat{B}_R .

Analysis of Stage 1. Let $\eta := \frac{|A_R^{(0)} \setminus A_R|}{n}$. Then $\eta \rightarrow 0$ as $n \rightarrow \infty$ with probability approaching to 1.

Proof. Since $(\sqrt{\alpha} - \sqrt{\beta})^2 = \omega(\frac{1}{n})$ satisfies the assumption of Theorem 6 in (Gao et al., 2017), $\eta \rightarrow 0$ as $n \rightarrow \infty$ with probability approaching to 1. \square

Analysis of Stage 2. Under the success of Stage 1, $\hat{u}_R \rightarrow u_R, \hat{v}_R \rightarrow v_R$ as $n \rightarrow \infty$ with probability approaching to 1.

Proof. It follows directly from Lemma 9, and we need to prove Lemma 8 first.

Lemma 8. Sample $m_0 := d \lceil \log m \rceil$ elements j_1, \dots, j_{m_0} from $[m]$ with replacement. Define $a_j = \frac{\sum_{i \in A_R^{(0)}} \mathbb{1}(N_{ij}^\Omega = 1)}{\sum_{i \in A_R^{(0)}} \mathbb{1}(N_{ij}^\Omega = 1 \text{ or } -1)}$,

and $a'_j = \frac{\sum_{i \in B_R^{(0)}} \mathbb{1}(N_{ij}^\Omega = 1)}{\sum_{i \in B_R^{(0)}} \mathbb{1}(N_{ij}^\Omega = 1 \text{ or } -1)}$ for $j = j_1, \dots, j_{m_0}$. Let q_1, \dots, q_{2m_0} be ground-truth preference levels corresponding to $a_{j_1}, \dots, a_{j_{m_0}}, a'_{j_1}, \dots, a'_{j_{m_0}}$ respectively. (i) Then $\{q_1, \dots, q_{2m_0}\} = \{p_1, \dots, p_d\}$ with probability approaching to 1 as $n \rightarrow \infty$. (ii) Moreover, for any constant $\delta > 0$, the following holds with probability approaching to 1 as $n \rightarrow \infty$: for all $i = 1, \dots, m_0$, $|a_{j_i} - q_i| < \delta$ and $|a'_{j_i} - q_i| < \delta$.

Proof. (i) As there are $\phi_j \cdot 2m$ p_j 's among $u_R^{(1)}, \dots, u_R^{(m)}, v_R^{(1)}, \dots, v_R^{(m)}$, $\Pr([p_j \notin \{q_1, \dots, q_{2m_0}\}]) = (1 - \phi_j)^{2m_0} \leq (1 - \delta_0)^{2m_0}$ ($\because \phi_j \not\rightarrow 0$ implies $\exists \delta_j > 0$ such that $\phi_j \geq \delta_j$ for all n . Then define $\delta_0 := \min\{\delta_1, \dots, \delta_d\}$). By union bound, $\Pr(\{q_1, \dots, q_{2m_0}\} \neq \{p_1, \dots, p_d\}) \leq \sum_{1 \leq j \leq d} \Pr([p_j \notin \{q_1, \dots, q_{2m_0}\}]) \leq \sum_{1 \leq j \leq d} (1 - \delta_0)^{2m_0} = d(1 - \delta_0)^{2m_0} \rightarrow 0$ as $n \rightarrow \infty$. So $\{q_1, \dots, q_{2m_0}\} = \{p_1, \dots, p_d\}$ with probability approaching to 1 as $n \rightarrow \infty$.

(ii) For $j = j_1$, $\Pr(|a_{j_1} - q_1| \geq \delta) = \Pr(a_{j_1} - q_1 \geq \delta) + \Pr(a_{j_1} - q_1 \leq -\delta)$. We first find the upper bound of $\Pr(a_{j_1} - q_1 \geq \delta)$.

$$\begin{aligned}
 & \Pr(a_{j_1} - q_1 \geq \delta) = \Pr(a_{j_1} \geq q_1 + \delta) \\
 &= \Pr\left(\frac{\sum_{i \in A_R^{(0)}} \mathbb{1}(N_{ij_1}^\Omega = 1)}{\sum_{i \in A_R^{(0)}} \mathbb{1}(N_{ij_1}^\Omega = 1 \text{ or } -1)} \geq q_1 + \delta\right) = \Pr\left(\frac{\sum_{i \in A_R^{(0)} \cap A_R} \mathbb{P}_i Q_{1,i} + \sum_{i \in A_R^{(0)} \setminus A_R} \mathbb{P}_i \mathbb{P}_{f,i}}{\sum_{i \in A_R^{(0)}} \mathbb{P}_i} \geq q_1 + \delta\right) \\
 & \quad (\mathbb{P}_i \stackrel{i.i.d.}{\sim} \text{Bern}(p), Q_{j,i} \stackrel{i.i.d.}{\sim} \text{Bern}(q_1), Q_{f,i} \stackrel{i.i.d.}{\sim} \text{Bern}(p_f) \text{ where} \\
 & \quad q_1, p_f \text{ are ground-truth preference levels of } j_1\text{-th column of } A_R, B_R \text{ respectively.}) \\
 &= \Pr\left(\sum_{i \in A_R^{(0)} \cap A_R} \mathbb{P}_i(Q_{1,i} - q_1 - \delta) + \sum_{i \in A_R^{(0)} \setminus A_R} \mathbb{P}_i(\mathbb{P}_{f,i} - q_1 - \delta) \geq 0\right) \\
 &= \Pr(Y \geq 0) \quad \left(Y := \sum_{i \in A_R^{(0)} \cap A_R} \mathbb{P}_i(Q_{1,i} - q_1 - \delta) + \sum_{i \in A_R^{(0)} \setminus A_R} \mathbb{P}_i(\mathbb{P}_{f,i} - q_1 - \delta)\right) \\
 &= \Pr(e^{tY} \geq 1) \quad (\text{for all } t > 0) \leq \inf_{t > 0} \mathbb{E}[e^{tY}] \quad (\because \text{Markov's inequality}) \\
 &\leq \mathbb{E}[e^{t_0 Y}] \quad \left(t_0 := \log\left(\frac{(q_1 + \delta)(1 - q_1)}{q_1(1 - q_1 - \delta)}\right)\right) \\
 &= \prod_{1 \leq i \leq L_1} e^{t_0 \mathbb{P}_i(Q_{1,i} - q_1 - \delta)} \prod_{1 \leq i \leq L_2} e^{t_0 \mathbb{P}_i(\mathbb{P}_{f,i} - q_1 - \delta)} \quad (L_1 := |A_R^{(0)} \cap A_R| = \left(\frac{1}{2} - \eta\right)n, L_2 := |A_R^{(0)} \setminus A_R| = \eta n) \\
 &= \prod_{1 \leq i \leq L_1} \left\{ (1 - p) + p \left(\frac{q_1^{q_1 + \delta} (1 - q_1)^{1 - q_1 - \delta}}{(q_1 + \delta)^{q_1 + \delta} (1 - q_1 - \delta)^{1 - q_1 - \delta}} \right) \right\} \prod_{1 \leq i \leq L_2} e^{t_0 \mathbb{P}_i(\mathbb{P}_{f,i} - q_1 - \delta)} \\
 &= \prod_{1 \leq i \leq L_1} (1 - a_\delta p) \prod_{1 \leq i \leq L_2} e^{t_0 \mathbb{P}_i(\mathbb{P}_{f,i} - q_1 - \delta)} \quad \text{for some constant } a_\delta \in (0, 1) \\
 & \quad (\because \text{Let } G(x) := x^{q_1 + \delta} (1 - x)^{1 - q_1 - \delta}, \text{ then } G'(x) = x^{q_1 + \delta} (1 - x)^{-q_1 - \delta} \left\{ (1 - q_1 - \delta) + (q_1 + \delta) \frac{1 - x}{x} \right\}.
 \end{aligned}$$

Note that $G'(x) > 0$ for $x \in (0, 1)$, so $G(q_1 + \delta) > G(q_1)$ which means $a_\delta = 1 - \frac{G(q_1)}{G(q_1 + \delta)} \in (0, 1)$.

$$\begin{aligned}
 &\leq \prod_{1 \leq i \leq L_1} (1 - a_\delta p) \prod_{1 \leq i \leq L_2} (1 + b_\delta p) \quad \text{for some constant } b_\delta \geq 0 \\
 & \quad (\text{by calculating } \prod_{1 \leq i \leq L_2} e^{t_0 \mathbb{P}_i(\mathbb{P}_{f,i} - q_1 - \delta)} \text{ directly, it is clear that such } b_\delta \text{ exists.}) \\
 &= e^{(\frac{1}{2} - \eta)n \log(1 - a_\delta p)} e^{\eta n \log(1 + b_\delta p)} \\
 &= e^{(\frac{1}{2} - \eta)n \left(-\frac{a_\delta}{1 - M} + o(1)\right)} e^{\eta n \left(\frac{b_\delta}{1 - M} + o(1)\right)} I_r
 \end{aligned}$$

$$\begin{aligned}
 & (\because \log(1 - a_\delta p) = -a_\delta p + O(p^2) = I_r \left(-\frac{a_\delta}{1-M} + o(1) \right) \text{ where } I_r = p(1-M).) \\
 & = e^{-\frac{a_\delta}{1-M} n I_r \{(\frac{1}{2} - \eta)(1 + o(1)) - \eta(\frac{b_\delta}{a_\delta} + o(1))\}} \\
 & \leq e^{-\frac{a_\delta}{1-M} (1 + \frac{\epsilon}{2}) \log m} \\
 & (\because n I_r \{(\frac{1}{2} - \eta)(1 + o(1)) - \eta(\frac{b_\delta}{a_\delta} + o(1))\} \geq (1 + \frac{\epsilon}{2}) \log m \text{ for sufficiently large } n) \\
 & \text{since } \frac{1}{2} n I_r \geq (1 + \epsilon) \log m \text{ and } \eta \rightarrow 0 \text{ as } n \rightarrow \infty.) \\
 & = m^{-\frac{a_\delta}{1-M} (1 + \frac{\epsilon}{2})} = o(m^{-A}) \quad (A := \frac{a_\delta}{1-M} > 0)
 \end{aligned}$$

So we get $\Pr(a_{j_1} - q_1 \geq \delta) = o(m^{-A})$ for some $A > 0$, and similarly, $\Pr(a_{j_1} - q_1 \leq \delta) = o(m^{-B})$ for some $B > 0$. Hence $\Pr(|a_{j_1} - q_1| \geq \delta) = o(m^{-\min\{A, B\}})$. Note that A, B depend only on p_1, \dots, p_d, δ ($\because A = \frac{a_\delta}{1-M}, a_\delta = 1 - \frac{G(q_1)}{G(q_1 + \delta)}$ where $q_1 \in \{p_1, \dots, p_d\}$), which means we can find a constant $A_\delta > 0$ such that $\Pr(|a_{j_i} - q_i| \geq \delta) = o(m^{-A_\delta})$ and $\Pr(|a'_{j_i} - q_{m_0+i}| \geq \delta) = o(m^{-A_\delta})$ for $i = 1, \dots, m_0$. Then

$$\begin{aligned}
 & 1 - \Pr \left(\bigcap_{1 \leq i \leq m_0} [|a_{j_i} - q_i| < \delta] \cap \bigcap_{1 \leq i \leq m_0} [|a'_{j_i} - q_{m_0+i}| < \delta] \right) \\
 & \leq \sum_{1 \leq i \leq m_0} \Pr(|a_{j_i} - q_i| \geq \delta) + \sum_{1 \leq i \leq m_0} \Pr(|a'_{j_i} - q_{m_0+i}| \geq \delta) \quad (\because \text{Union bound}) \\
 & = \sum_{1 \leq i \leq m_0} o(m^{-A_\delta}) + \sum_{1 \leq i \leq m_0} o(m^{-A_\delta}) \\
 & = 2m_0 \cdot o(m^{-A_\delta}) = 2d \lceil \log m \rceil o(m^{-A_\delta}) \rightarrow 0 \text{ as } n \rightarrow \infty
 \end{aligned}$$

So we can conclude that $\Pr \left(\bigcap_{1 \leq i \leq m_0} [|a_{j_i} - q_i| < \delta] \cap \bigcap_{1 \leq i \leq m_0} [|a'_{j_i} - q_{m_0+i}| < \delta] \right) \rightarrow 1$ as $n \rightarrow \infty$. \square

Applying Lemma 8 with $\delta = \frac{1}{l}$, we have the following with probability approaching to 1 as $n \rightarrow \infty$: for all $i = 1, \dots, m_0$, $|a_{j_i} - q_i| < \frac{1}{l}$ and $|a'_{j_i} - q_i| < \frac{1}{l}$. If we choose large enough l satisfying $\frac{1}{l} < \frac{1}{5} \min\{p_{i+1} - p_i : i = 1, 2, \dots, d-1\}$, one can show that \hat{p}_k is a correct estimation of p_k for $k = 1, \dots, d$ (see Algorithm 1 for the definition of \hat{p}_k). In explicit, \hat{p}_k is indeed the average of numbers whose distance from p_k is less than $\frac{1}{l}$, hence we get $|\hat{p}_k - p_k| < \frac{1}{l}$. As we can choose arbitrary large l by Lemma 8, we can observe $|\hat{p}_k - p_k| = o(1)$. Moreover, as there are finite number of choices for k , the following holds with probability approaching to 1 as $n \rightarrow \infty$:

$$|\hat{p}_k - p_k| = o(1) \text{ for all } k = 1, \dots, d. \quad (3)$$

Note that $\frac{y}{x}$ and $\frac{1-y}{1-x}$ are continuous functions on $\mathbb{R}^2 \setminus \{(x, y) | x \neq 0, x \neq 1\}$. Together with the facts that $0 < p_1, \dots, p_d < 1$ and that there are finite number of choices for (i, j) where $1 \leq i, j \leq d$, the following holds with probability approaching to 1 as $n \rightarrow \infty$:

$$\frac{\hat{p}_j}{\hat{p}_i} = \frac{p_j}{p_i} (1 + o(1)) \text{ and } \frac{1 - \hat{p}_j}{1 - \hat{p}_i} = \frac{1 - p_j}{1 - p_i} (1 + o(1)) \text{ for all } i, j = 1, \dots, d. \quad (4)$$

Lemma 9. Define $\hat{u}_R^{(j)} = \arg \min_{\hat{p}_k : k \in [d]} \left(\sum_{i \in A_R^{(0)}} \{ \mathbb{1}(N_{ij}^\Omega = 1)(-\log \hat{p}_k) + \mathbb{1}(N_{ij}^\Omega = -1)(-\log(1 - \hat{p}_k)) \} \right)$, and $\hat{v}_R^{(j)} = \arg \min_{\hat{p}_k : k \in [d]} \left(\sum_{i \in B_R^{(0)}} \{ \mathbb{1}(N_{ij}^\Omega = 1)(-\log \hat{p}_k) + \mathbb{1}(N_{ij}^\Omega = -1)(-\log(1 - \hat{p}_k)) \} \right)$ for $j = 1, \dots, m$. Then the following holds with probability approaching to 1 as $n \rightarrow \infty$: for all $j = 1, \dots, m$, $\hat{u}_R^{(j)} \rightarrow u_R^{(j)}, \hat{v}_R^{(j)} \rightarrow v_R^{(j)}$.

Proof. Without loss of generality, assume $u_R^{(j)} = p_1$. Let $L_{\hat{u}_R^{(j)}}(\hat{p}_k) := \sum_{i \in A_R^{(0)}} \{ \mathbb{1}(N_{ij}^\Omega = 1)(-\log \hat{p}_k) + \mathbb{1}(N_{ij}^\Omega = -1)(-\log(1 - \hat{p}_k)) \}$. Then

$$\Pr(\hat{u}_R^{(j)} \neq \hat{p}_1) \leq \sum_{2 \leq k \leq d} \Pr(L_{\hat{u}_R^{(j)}}(\hat{p}_k) \leq L_{\hat{u}_R^{(j)}}(\hat{p}_1)) \quad (\because \text{Union bound})$$

$$\begin{aligned}
 &= \sum_{2 \leq k \leq d} \left\{ \Pr \left(\sum_{i \in A_R^{(0)} \cap A_R} \{ \mathbb{1}(N_{ij}^\Omega = 1) \log \frac{\hat{p}_k}{\hat{p}_1} + \mathbb{1}(N_{ij}^\Omega = -1) \log \frac{1 - \hat{p}_k}{1 - \hat{p}_1} \} \geq 0 \right) \right. \\
 &\quad \left. + \Pr \left(\sum_{i \in A_R^{(0)} \setminus A_R} \{ \mathbb{1}(N_{ij}^\Omega = 1) \log \frac{\hat{p}_k}{\hat{p}_1} + \mathbb{1}(N_{ij}^\Omega = -1) \log \frac{1 - \hat{p}_k}{1 - \hat{p}_1} \} \geq 0 \right) \right\} \\
 &= \sum_{2 \leq k \leq d} \left\{ \Pr \left(\sum_{i \in A_R^{(0)} \cap A_R} \{ \mathbb{P}_i \mathbb{P}_{1,i} \log \frac{\hat{p}_k}{\hat{p}_1} + \mathbb{P}_i (1 - \mathbb{P}_{1,i}) \log \frac{1 - \hat{p}_k}{1 - \hat{p}_1} \} \geq 0 \right) \right. \\
 &\quad \left. + \Pr \left(\sum_{i \in A_R^{(0)} \setminus A_R} \{ \mathbb{P}_i \mathbb{P}_{f,i} \log \frac{\hat{p}_k}{\hat{p}_1} + \mathbb{P}_i (1 - \mathbb{P}_{f,i}) \log \frac{1 - \hat{p}_k}{1 - \hat{p}_1} \} \geq 0 \right) \right\} \\
 &\quad (\mathbb{P}_i \stackrel{i.i.d.}{\sim} \text{Bern}(p), \mathbb{P}_{1,i} \stackrel{i.i.d.}{\sim} \text{Bern}(p_1), \mathbb{P}_{f,i} \stackrel{i.i.d.}{\sim} \text{Bern}(p_f)) \\
 &\quad \text{where } p_f \text{ is the ground-truth preference level corresponding to } j\text{-th column of } B_R) \\
 &= \sum_{2 \leq k \leq d} \{ \Pr(Z_{k,1} \geq 0) + \Pr(Z_{k,2} \geq 0) \} = \sum_{2 \leq k \leq d} \{ \Pr(e^{\frac{1}{2}Z_{k,1}} \geq 1) + \Pr(e^{\frac{1}{2}Z_{k,2}} \geq 1) \} \\
 &\leq \sum_{2 \leq k \leq d} (\mathbb{E}[e^{\frac{1}{2}Z_{k,1}}] + \mathbb{E}[e^{\frac{1}{2}Z_{k,2}}]) \quad (\because \text{Markov's inequality}) \\
 &= \sum_{2 \leq k \leq d} \left[\prod_{i \in A_R^{(0)} \cap A_R} \left\{ pp_1 \sqrt{\frac{\hat{p}_k}{\hat{p}_1}} + p(1 - p_1) \sqrt{\frac{1 - \hat{p}_k}{1 - \hat{p}_1}} + (1 - p) \right\} \prod_{i \in A_R^{(0)} \setminus A_R} \left\{ pp_f \sqrt{\frac{\hat{p}_k}{\hat{p}_1}} + p(1 - p_f) \sqrt{\frac{1 - \hat{p}_k}{1 - \hat{p}_1}} + (1 - p) \right\} \right] \\
 &= \sum_{2 \leq k \leq d} \left[\prod_{i \in A_R^{(0)} \cap A_R} \left\{ pp_1 \sqrt{\frac{p_k}{p_1}} (1 + o(1)) + p(1 - p_1) \sqrt{\frac{1 - p_k}{1 - p_1}} (1 + o(1)) + (1 - p) \right\} \right. \\
 &\quad \cdot \prod_{i \in A_R^{(0)} \setminus A_R} \left\{ pp_f \sqrt{\frac{p_k}{p_1}} (1 + o(1)) + p(1 - p_f) \sqrt{\frac{1 - p_k}{1 - p_1}} (1 + o(1)) + (1 - p) \right\} \left. \right] \quad (\because (4)) \\
 &= \sum_{2 \leq k \leq d} \left[\prod_{i \in A_R^{(0)} \cap A_R} \left\{ p \sqrt{p_1 p_k} (1 + o(1)) + p \sqrt{(1 - p_1)(1 - p_k)} (1 + o(1)) + (1 - p) \right\} \right. \\
 &\quad \cdot \prod_{i \in A_R^{(0)} \setminus A_R} \left\{ pp_f \sqrt{\frac{p_k}{p_1}} (1 + o(1)) + p(1 - p_f) \sqrt{\frac{1 - p_k}{1 - p_1}} (1 + o(1)) + (1 - p) \right\} \left. \right] \\
 &\leq \sum_{2 \leq k \leq d} \prod_{i \in A_R^{(0)} \cap A_R} \{ pM(1 + o(1)) + (1 - p) \} \cdot \prod_{i \in A_R^{(0)} \setminus A_R} (1 + B_k p) \quad (\text{it is clear that such } B_k > 0 \text{ exists}) \\
 &= \sum_{2 \leq k \leq d} e^{(\frac{1}{2} - \eta)n \log \{ pM(1 + o(1)) + (1 - p) \}} \cdot e^{\eta n \log(1 + B_k p)} \\
 &= \sum_{2 \leq k \leq d} e^{(\frac{1}{2} - \eta)n(-1 + o(1))I_r} e^{\eta n \left(\frac{B_k}{1 - M} + o(1) \right) I_r} \\
 &\quad (\because \log(1 - p\{1 - M(1 + o(1))\}) = -p\{1 - M(1 + o(1))\} + O(p^2) = I_r(-1 + o(1)) \text{ where } I_r = p(1 - M)) \\
 &= \sum_{2 \leq k \leq d} e^{(\frac{1}{2} - \eta)n(-1 + o(1))I_r + \eta n \left(\frac{B_k}{1 - M} + o(1) \right) I_r} = \sum_{2 \leq k \leq d} e^{-nI_r \left\{ (\frac{1}{2} - \eta)(1 + o(1)) - \eta \left(\frac{B_k}{1 - M} + o(1) \right) \right\}} \\
 &\leq \sum_{2 \leq k \leq d} e^{-(1 + \frac{\epsilon}{2}) \log m} \quad (\because -nI_r \left\{ (\frac{1}{2} - \eta)(1 + o(1)) - \eta \left(\frac{B_k}{1 - M} + o(1) \right) \right\} \geq (1 + \frac{\epsilon}{2}) \log m \text{ for sufficiently large } n) \\
 &= \sum_{2 \leq k \leq d} O(m^{-1 - \frac{\epsilon}{2}}) = O(m^{-1 - \frac{\epsilon}{2}})
 \end{aligned}$$

If we set $u_R^{(j)} = p_{a_j}, v_R^{(j)} = p_{b_j}$ for $j = 1, \dots, m$, above result means $\Pr(\hat{u}_R^{(j)} \neq \hat{p}_{a_j}) = O(m^{-1 - \frac{\epsilon}{2}})$ for $j = 1, \dots, m$.

Similarly, $\Pr(\hat{v}_R^{(j)} \neq \hat{p}_{b_j}) = O(m^{-1-\frac{\epsilon}{2}})$ for $j = 1, \dots, m$. Then

$$\sum_{1 \leq j \leq m} \{ \Pr(\hat{u}_R^{(j)} \neq \hat{p}_{a_j}) + \Pr(\hat{v}_R^{(j)} \neq \hat{p}_{b_j}) \} = 2m \cdot O(m^{-1-\frac{\epsilon}{2}}) = o(1)$$

which implies $\hat{u}_R^{(j)} = \hat{p}_{a_j}, \hat{v}_R^{(j)} = \hat{p}_{b_j}$ for all $j = 1, \dots, m$ with probability approaching to 1 as $n \rightarrow \infty$. As $\hat{p}_{a_j} \rightarrow p_{a_j}, \hat{p}_{b_j} \rightarrow p_{b_j}$ for all $j = 1, \dots, m$ with probability approaching to 1 as $n \rightarrow \infty$ by (6), we can conclude that $\hat{u}_R^{(j)} \rightarrow p_{a_j} (= u_R^{(j)}), \hat{v}_R^{(j)} \rightarrow p_{b_j} (= v_R^{(j)})$ for all $j = 1, \dots, m$ with probability approaching to 1 as $n \rightarrow \infty$. \square

Lemma 9 implies the success of Stage 2. \square

Analysis of Stage 3. With probability approaching to 1 as $n \rightarrow \infty$, $T := \lceil \log n \rceil$ iterations ensure that $\hat{A}_R = A_R$ and $\hat{B}_R = B_R$ will be recovered exactly.

Proof. Let $L(i; A, B) := -\log\left(\frac{\alpha(1-\beta)}{\beta(1-\alpha)}\right)e(\{i\}, A) - \left[\sum_{j: N_{ij}^\Omega=1} \log(u_R^{(j)}) + \sum_{j: N_{ij}^\Omega=-1} \log(1-u_R^{(j)}) \right] + \log\left(\frac{\alpha(1-\beta)}{\beta(1-\alpha)}\right)e(\{i\}, B) + \left[\sum_{j: N_{ij}^\Omega=1} \log(v_R^{(j)}) + \sum_{j: N_{ij}^\Omega=-1} \log(1-v_R^{(j)}) \right]$, and $\hat{L}(i; A, B) := -\log\left(\frac{\hat{\alpha}(1-\hat{\beta})}{\hat{\beta}(1-\hat{\alpha})}\right)e(\{i\}, A) - \left[\sum_{j: N_{ij}^\Omega=1} \log(\hat{u}_R^{(j)}) + \sum_{j: N_{ij}^\Omega=-1} \log(1-\hat{u}_R^{(j)}) \right] + \log\left(\frac{\hat{\alpha}(1-\hat{\beta})}{\hat{\beta}(1-\hat{\alpha})}\right)e(\{i\}, B) + \left[\sum_{j: N_{ij}^\Omega=1} \log(\hat{v}_R^{(j)}) + \sum_{j: N_{ij}^\Omega=-1} \log(1-\hat{v}_R^{(j)}) \right]$.

There are T iterations in Stage 3, and at t -th iteration, Algorithm 1 updates every user's affiliation by the following rule : put user i to $A_R^{(t)}$ if $\hat{L}(i; A_R^{(t-1)}, B_R^{(t-1)}) < 0$; put user i to $B_R^{(t)}$ otherwise. In Lemma 11, we show the following holds with probability approaching to 1 as $n \rightarrow \infty$: if we use $L(i; A, B)$ instead of $\hat{L}(i; A, B)$, A_R, B_R can be recovered exactly within 1 iteration of Stage 3.

Lemma 10. Suppose $\frac{1}{2}nI_s + \gamma mp(1-M) \geq (1+\epsilon) \log n$. Then there exist a constant $\tau > 0$ such that $L(i; A_R, B_R) < -\tau \log n$ if $i \in A_R$; $L(i; A_R, B_R) > \tau \log n$ if $i \in B_R$ with probability $1 - O(n^{-\frac{\epsilon}{2}})$

Proof. This lemma can be proved similarly by applying the argument of Lemma 9 in (Ahn et al., 2018). \square

Our goal is to show A_R, B_R can be recovered exactly by using $\hat{L}(i; A, B)$ in Stage 3. Define $\mathcal{Z}_\delta := \{(A, B) : A \cup B = [n], A \cap B = \emptyset, |A \triangle A_R| = |B \triangle B_R| < \delta n\}$ for $\delta \in [\frac{1}{n}, \frac{1}{2}]$.

Lemma 11. Suppose $\alpha = \Theta(\frac{\log n}{n})$. For arbitrary $\tau > 0$, there exists $\delta_0 < \frac{1}{2}$ such that if $\delta < \delta_0$, the following holds with probability $1 - O(n^{-1})$: for all $(A, B) \in \mathcal{Z}_\delta$, $|L(i; A, B) - L(i; A_R, B_R)| \leq \frac{\tau}{2} \log n$, for all except $\frac{\delta}{2}$ many i 's.

Proof. This lemma can be proved similarly by applying the argument of Lemma 10 in (Ahn et al., 2018). \square

Lemma 12. Suppose $\alpha = \Theta(\frac{\log n}{n}), p = \Theta(\frac{\log n}{m} + \frac{\log m}{n}), m = O(n)$. For arbitrary $\tau > 0$, the following holds with probability approaching to 1 as $n \rightarrow \infty$: for all $A, B \subset [n]$, and $i \in [n]$, $|\hat{L}(i; A, B) - L(i; A, B)| \leq \frac{\tau}{2} \log n$.

Proof. This lemma can be proved similarly by applying the argument of Lemma 11 in (Ahn et al., 2018). \square

By Lemma 11, there exists $\delta_0 < \frac{1}{2}$ such that if $\delta < \delta_0$, the following holds with probability $1 - O(n^{-1})$: for all $(A, B) \in \mathcal{Z}_\delta$, $|L(i; A, B) - L(i; A_R, B_R)| \leq \frac{\tau}{2} \log n$, for all except $\frac{\delta}{2}$ many i 's. At the same time, by applying Lemma 12 to $(A, B) \in \mathcal{Z}_\delta$, the following holds with probability approaching to 1 as $n \rightarrow \infty$: for all $(A, B) \in \mathcal{Z}_\delta$, and $i \in [n]$, $|\hat{L}(i; A, B) - L(i; A, B)| \leq \frac{\tau}{2} \log n$. Combining these two results, the following holds with probability approaching to 1 as $n \rightarrow \infty$: for all $(A, B) \in \mathcal{Z}_\delta$, $|\hat{L}(i; A, B) - L(i; A_R, B_R)| \leq |\hat{L}(i; A, B) - L(i; A, B)| + |L(i; A, B) - L(i; A_R, B_R)| \leq$

$\frac{\tau}{2} \log n + \frac{\tau}{2} \log n = \tau \log n$, for all except $\frac{\delta}{2}$ many i 's. Then together with Lemma 10, we eventually get the following holds with probability approaching to 1 as $n \rightarrow \infty$: for all $(A, B) \in \mathcal{Z}_\delta$,

$$\hat{L}(i; A, B) = \begin{cases} \leq L(i; A_R, B_R) + |\hat{L}(i; A, B) - L(i; A_R, B_R)| < -\tau \log n + \tau \log n = 0 & \text{if } i \in A_R; \\ \geq L(i; A_R, B_R) - |\hat{L}(i; A, B) - L(i; A_R, B_R)| > \tau \log n - \tau \log n = 0 & \text{if } i \in B_R; \end{cases}$$

for all except $\frac{\delta}{2}$ many i 's. This means that at each iteration of Stage 3, every user's affiliation will be updated to the correct one except for $\frac{\delta}{2}$ many i 's. So the following holds with probability approaching to 1 as $n \rightarrow \infty$: whenever (A, B) belongs to \mathcal{Z}_δ , the result of single iteration of Stage 3 belongs to $\mathcal{Z}_{\frac{\delta}{2}}$. Then $T = \lceil \frac{\log(\delta_0 n)}{\log 2} \rceil$ iterations guarantee the exact recovery of A_R, B_R . \square