

A Toroidal Maxwell–Cremona–Delaunay Correspondence*

Jeff Erickson Patrick Lin

University of Illinois, Urbana-Champaign

Accepted to *Journal of Computational Geometry* — February 4, 2022

Abstract

We consider three classes of geodesic embeddings of graphs on Euclidean flat tori:

- A toroidal graph embedding Γ is *positive equilibrium* if it is possible to place positive weights on the edges, such that the weighted edge vectors incident to each vertex of Γ sum to zero.
- A toroidal graph embedding Γ is *reciprocal* if there is a geodesic embedding Γ^* of its dual on the same flat torus, where each edge of Γ is orthogonal to the corresponding dual edge in Γ^* .
- A toroidal graph embedding Γ is *coherent* if it is possible to assign weights to the vertices, so that Γ is the (intrinsic) weighted Delaunay graph of its vertices.

The classical Maxwell–Cremona correspondence and the well-known correspondence between convex hulls and weighted Delaunay triangulations imply that the analogous concepts for planar graph embeddings (with convex outer faces) are equivalent. Indeed, all three conditions are equivalent to Γ being the projection of the 1-skeleton of the lower convex hull of points in \mathbb{R}^3 . However, this three-way equivalence does not extend directly to geodesic graph embeddings on flat tori. On any flat torus, reciprocal and coherent embeddings are equivalent, and every reciprocal embedding is in positive equilibrium, but not every positive equilibrium embedding is reciprocal. We establish a weaker correspondence: Every positive equilibrium embedding on any flat torus is affinely equivalent to a reciprocal/coherent embedding on *some* flat torus.

*Portions of this work were supported by NSF grant CCF-1408763. A preliminary version of this paper was presented at the 36th International Symposium on Computational Geometry [34].

1 Introduction

The Maxwell–Cremona correspondence is a fundamental theorem establishing an equivalence between three different structures on a straight-line embedding Γ of a graph G into the plane:

- An *equilibrium stress* on Γ is an assignment of non-zero weights to the edges of G , such that the weighted edge vectors around every interior vertex p sum to zero:

$$\sum_{p: pq \in E} \omega_{pq}(p - q) = \begin{pmatrix} 0 \\ 0 \end{pmatrix}$$

- A *reciprocal diagram* for Γ is a straight-line embedding Γ^* dual to Γ , in which every dual edge e^* is orthogonal to the corresponding primal edge e .
- A *polyhedral lifting* of Γ assigns z -coordinates to the vertices of Γ , so that the resulting lifted vertices in \mathbb{R}^3 are not all coplanar, but the lifted vertices of each face of Γ are coplanar.

Building on earlier seminal work of Varignon [86], Rankine [71, 72], and others, Maxwell [57–59] proved that any straight-line planar drawing Γ with an equilibrium stress has both a reciprocal diagram and a polyhedral lifting. In particular, positive and negative stresses correspond to convex and concave edges in the polyhedral lifting, respectively. Moreover, for any equilibrium stress ω on Γ , the vector $1/\omega$ is an equilibrium stress for the reciprocal diagram Γ^* . Finally, for any polyhedral liftings of Γ , one can obtain a polyhedral lifting of the reciprocal diagram Γ^* via projective duality. Maxwell’s analysis was later extended and popularized by Cremona [26, 27] and others; the correspondence has since been rediscovered several times in other contexts [3, 43]. More recently, Whiteley [88] proved the converse of Maxwell’s theorem: every reciprocal diagram and every polyhedral lift corresponds to an equilibrium stress; see also Crapo and Whiteley [25]. For modern expositions of the Maxwell–Cremona correspondence aimed at computational geometers, see Hopcroft and Kahn [42], Richter-Gebert [74, Chapter 13], or Rote, Santos, and Streinu [76].

If the outer face of Γ is convex, the Maxwell–Cremona correspondence implies an equivalence between equilibrium stresses in Γ that are *positive* on every interior edge, *convex* polyhedral liftings of Γ , and reciprocal *embeddings* Γ^* . Moreover, as Whiteley *et al.* [89] and Aurenhammer [3] observed, the well-known equivalence between convex liftings and weighted Delaunay complexes [4, 5, 13, 33, 87] implies that all three of these structures are equivalent to a fourth:

- A *Delaunay weighting* of Γ is an assignment of weights to the vertices of Γ , so that Γ is the (power-)weighted Delaunay graph [4, 7] of its vertices.

Among many other consequences, combining the Maxwell–Cremona correspondence with Tutte’s spring-embedding theorem [85] yields an elegant geometric proof of Steinitz’s theorem [79, 80] that every 3-connected planar graph is the 1-skeleton of a 3-dimensional convex polytope. The Maxwell–Cremona correspondence has been used for scene analysis of planar drawings [3, 5, 25, 43, 84], finding small grid embeddings of planar graphs and polyhedra [16, 31, 32, 44, 69, 73, 74, 77], and several linkage reconfiguration problems [23, 30, 70, 82, 83].

It is natural to ask how or whether these correspondences extend to graphs on surfaces other than the Euclidean plane. Lovász [54, Lemma 4] describes a spherical analogue of Maxwell’s polyhedral lifting in terms of Colin de Verdière matrices [19, 22]; see also [49]. Izvestiev [47] provides a self-contained proof of the correspondence for planar frameworks, along with natural extensions to frameworks in

the sphere and the hyperbolic plane. Finally, and most closely related to the present work, Borcea and Streinu [11], building on their earlier study of rigidity in infinite periodic frameworks [9, 10], develop an extension of the Maxwell–Cremona correspondence to infinite periodic graphs in the plane, or equivalently, to geodesic graphs on the Euclidean flat torus. Specifically, Borcea and Streinu prove that *periodic* polyhedral liftings correspond to *periodic* stresses satisfying an additional homological constraint.¹

1.1 Our Results

In this paper, we develop a different generalization of the Maxwell–Cremona–Delaunay correspondence to geodesic embeddings of graphs on Euclidean flat tori. Our work is inspired by and uses Borcea and Streinu’s results [11], but considers a different aim. Stated in terms of infinite periodic planar graphs, Borcea and Streinu study periodic equilibrium stresses, which necessarily include both positive and negative stress coefficients, that include periodic *polyhedral lifts*; whereas, we are interested in periodic *positive* equilibrium stresses that induce periodic reciprocal *embeddings* and periodic *Delaunay weights*. This distinction is aptly illustrated in Figures 8–10 of Borcea and Streinu’s paper [11].

Recall that a Euclidean flat torus \mathbb{T} is the metric space obtained by identifying opposite sides of an arbitrary parallelogram in the Euclidean plane. A *geodesic embedding* Γ of a graph G on the flat torus \mathbb{T} maps the vertices of G to distinct points in \mathbb{T} and the edges of G to interior-disjoint “line segments”. Equilibrium stresses, reciprocal embeddings, and weighted Delaunay complexes are all well-defined in the intrinsic metric of the flat torus. We prove the following correspondences for any sufficiently well-connected geodesic embedding Γ on any flat torus \mathbb{T} .

- Any equilibrium stress for Γ is also an equilibrium stress for the affine image of Γ on any other flat torus \mathbb{T}' (Lemma 2.4). Equilibrium depends only on the common *affine* structure of all flat tori.
- Any reciprocal embedding Γ^* on \mathbb{T} —that is, any geodesic embedding dual to Γ such that corresponding edges are orthogonal—defines unique equilibrium stresses in both Γ and Γ^* (Lemma 3.1).
- Γ has a reciprocal embedding if and only if Γ is a weighted Delaunay complex. Specifically, each reciprocal diagram for Γ induces an essentially unique set of Delaunay weights for the vertices of Γ (Theorem 4.5). Conversely, each set of Delaunay weights for Γ induces a *unique* reciprocal diagram Γ^* , namely the corresponding weighted Voronoi diagram (Lemma 4.1). Thus, unlike in the plane, a reciprocal diagram Γ^* may not be a weighted Voronoi diagram of the vertices of Γ , but some unique translation of Γ^* is.
- Unlike in the plane, Γ may have equilibrium stresses that are not induced by reciprocal embeddings; more generally, not every equilibrium embedding on \mathbb{T} is reciprocal (Theorem 3.2). Unlike equilibrium, reciprocity depends on the *conformal* structure of \mathbb{T} , which is determined by the shape of its fundamental parallelogram. We derive a simple geometric condition that characterizes which equilibrium stresses are reciprocal on \mathbb{T} (Lemma 5.6).
- More generally, we show that for any equilibrium stress on Γ , there is a flat torus \mathbb{T}' , unique up to rotation and scaling of its fundamental parallelogram, such that the same equilibrium stress is reciprocal for the affine image of Γ on \mathbb{T}' (Theorem 5.9). In short, every equilibrium stress for Γ is reciprocal on *some* flat torus. This result implies a natural toroidal analogue of Steinitz’s theorem (Theorem 6.1): Every essentially 3-connected torus graph Γ is homotopic to a weighted Delaunay complex on some flat torus.

¹Phrased in terms of toroidal frameworks, Borcea and Streinu consider only equilibrium stresses for which the corresponding reciprocal toroidal framework contains no essential cycles. The same condition was also briefly discussed by Crapo and Whiteley [25, Example 3.6].

1.2 Other Related Results

Our results rely on a natural generalization (Theorem 2.5) of Tutte’s spring-embedding theorem to the torus, first proved (in greater generality) by Colin de Verdière [20], and later proved again, in different forms, by Delgado-Friedrichs [29], Lovász [55, Theorem 7.1] [56, Theorem 7.4], Gortler, Gotsman, and Thurston [37], and (in greater generality) Hass and Scott [39]. Steiner and Fischer [78] and Gortler *et al.* [37] observed that this toroidal spring embedding can be computed by solving the Laplacian linear system defining the equilibrium conditions. We describe this result and the necessary calculation in more detail in Section 2. Equilibrium and reciprocal graph embeddings can also be viewed as discrete analogues of harmonic and holomorphic functions [55, 56].

Our weighted Delaunay graphs are (the duals of) *power diagrams* [4, 6] or *Laguerre-Voronoi diagrams* [45] in the intrinsic metric of the flat torus. Toroidal Delaunay triangulations are commonly used to generate finite-element meshes for simulations with periodic boundary conditions, and several efficient algorithms for constructing these triangulations are known [8, 14, 38, 61]. Building on earlier work of Rivin [75] and Indermitte *et al.* [46], Bobenko and Springborn [7] proved that on any piecewise-linear surface, intrinsic Delaunay triangulations can be constructed by an intrinsic incremental flipping algorithm, mirroring the classical planar algorithm of Lawson [53]; their analysis extends easily to intrinsic weighted Delaunay graphs. Weighted Delaunay complexes are also known as *regular* or *coherent* subdivisions [28, 90].

Finally, equilibrium and reciprocal embeddings are closely related to the celebrated Koebe-Andreev circle-packing theorem: Every planar graph is the contact graph of a set of interior-disjoint circular disks [1, 2, 48]; see Felsner and Rote [35] for a simple proof, based in part on earlier work of Brightwell and Scheinerman [12] and Mohar [64]. The circle-packing theorem was generalized to higher-genus surfaces by Colin de Verdière [18, 21] and Mohar [65, 66]. In particular, Mohar proved that any well-connected graph embedding on the torus is *homotopic* to the contact graph of an essentially unique circle packing for a unique Euclidean metric on the torus. This disk-packing representation immediately yields a weighted Delaunay graph, where the areas of the disks are the vertex weights. We revisit and extend this result in Section 6.

Discrete harmonic and holomorphic functions, circle packings, and intrinsic Delaunay triangulations have numerous applications in discrete differential geometry; we refer the reader to monographs by Crane [24], Lovász [56], and Stephenson [81].

2 Background and Definitions

2.1 Flat Tori

A *flat torus* is the metric surface obtained by identifying opposite sides of a parallelogram in the Euclidean plane. Specifically, for any nonsingular 2×2 matrix $M = \begin{pmatrix} a & b \\ c & d \end{pmatrix}$, let \mathbb{T}_M denote the flat torus obtained by identifying opposite edges of the *fundamental parallelogram* \diamond_M with vertex coordinates $\begin{pmatrix} 0 \\ 0 \end{pmatrix}$, $\begin{pmatrix} a \\ c \end{pmatrix}$, $\begin{pmatrix} b \\ d \end{pmatrix}$, and $\begin{pmatrix} a+b \\ c+d \end{pmatrix}$. In particular, the *square* flat torus $\mathbb{T}_\square = \mathbb{T}_I$ is obtained by identifying opposite sides of the Euclidean unit square $\square = \diamond_I = [0, 1]^2$. The linear map $M: \mathbb{R}^2 \rightarrow \mathbb{R}^2$ naturally induces a homeomorphism \underline{M} from \mathbb{T}_\square to \mathbb{T}_M .

Equivalently, \mathbb{T}_M is the quotient space of the plane \mathbb{R}^2 with respect to the lattice of translations generated by the columns of M ; in particular, the square flat torus is the quotient space $\mathbb{R}^2/\mathbb{Z}^2$. The quotient map $\pi_M: \mathbb{R}^2 \rightarrow \mathbb{T}_M$ is called a *covering map* or *projection*. A *lift* of a point $p \in \mathbb{T}_M$ is any point in the preimage $\pi_M^{-1}(p) \subset \mathbb{R}^2$. A *geodesic* in \mathbb{T}_M is the projection of any line segment in \mathbb{R}^2 ; we emphasize that geodesics are *not* necessarily shortest paths. A *closed geodesic* is a geodesic whose endpoints coincide.

2.2 Graphs, Drawings, and Embeddings

We regard each edge of an undirected graph G as a pair of opposing **darts**, each directed from one endpoint, called the **tail** of the dart, to the other endpoint, called its **head**. For each edge e , we arbitrarily label the darts e^+ and e^- ; we call e^+ the **reference dart** of e . We explicitly allow graphs with loops and parallel edges. At the risk of confusing the reader, we often write $p \rightarrow q$ to denote an arbitrary dart with tail p and head q , and $q \rightarrow p$ for the reversal of $p \rightarrow q$.

A **drawing** of a graph G on a torus \mathbb{T} is any continuous function Γ from G (as a topological space) to \mathbb{T} , which maps vertices of G to points in \mathbb{T} and edges of G to curves between the images of their endpoints. A *vertex* of a drawing Γ is the image $\Gamma(p)$ of some vertex p of G ; similarly, an *edge* of Γ is the curve $\Gamma(e)$ (formally, the restriction $\Gamma|_e: [0, 1] \rightarrow \mathbb{T}$) for some edge e of G .

An **embedding** is an injective drawing, which maps vertices to *distinct* points and edges to *simple, interior-disjoint* curves. The **faces** of an embedding are the components of the complement of the image of the graph; we consider only *cellular* embeddings, in which all faces are open disks. In any embedding, **left(d)** and **right(d)** denote the faces immediately to the left and right of (the image of) any dart d ; these could be the same face. The complex of vertices, edges, and faces induced by a cellular embedding is called a **map**.

Let Γ be any drawing of a graph G on the torus \mathbb{T}_M . The **universal cover** of the drawing Γ is the unique infinite planar graph drawing $\tilde{\Gamma}: \tilde{G} \hookrightarrow \mathbb{R}^2$ that is periodic with respect to the lattice generated by the columns of M , such that the covering map π_M projects the image of $\tilde{\Gamma}$ onto the image of Γ . (The infinite graph \tilde{G} is a function of the embedding Γ , not just the underlying graph G .) In particular, the covering map π_M projects each vertex or edge of $\tilde{\Gamma}$ to a vertex or edge of Γ , respectively, and each vertex of Γ lifts to an infinite lattice of vertices of $\tilde{\Gamma}$. Moreover, if Γ is an embedding, then its universal cover $\tilde{\Gamma}$ is also an embedding, and the covering map π_M projects each face of $\tilde{\Gamma}$ to a face of Γ .

A drawing Γ is **geodesic** if it maps each edge to a geodesic, or equivalently, if its universal cover $\tilde{\Gamma}$ maps each edge to a straight line segment.

We call Γ **essentially simple** if the graph \tilde{G} is simple, and **essentially 3-connected** if \tilde{G} is 3-connected [36, 65–68]. We emphasize that essential simplicity and essential 3-connectivity are features of *embeddings*, not abstract graphs; Figure 1 shows an essentially simple, essentially 3-connected toroidal embedding of a graph that is neither simple nor 3-connected.

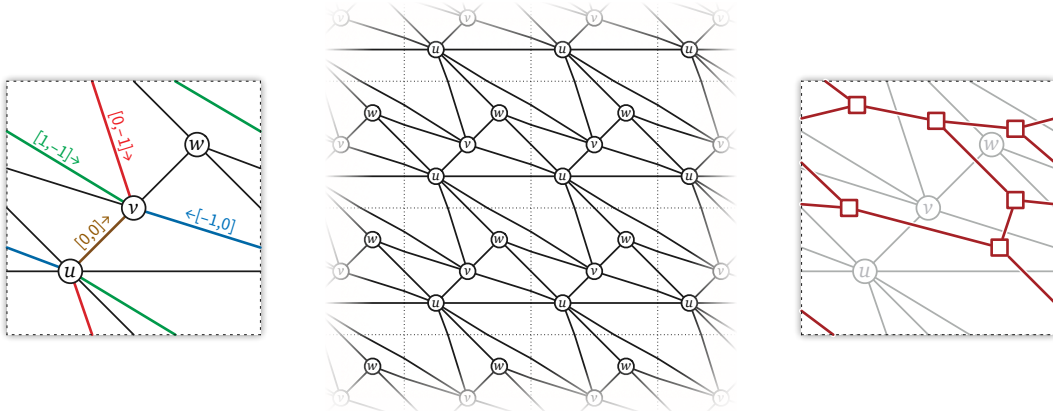


Figure 1. An essentially simple, essentially 3-connected geodesic graph embedding on the square flat torus (showing the homology vectors of all four darts from u to v), a small portion of its universal cover, and a geometric dual embedding.

2.3 Homology and Circulations

For any drawing Γ of a graph G on the square flat torus \mathbb{T}_\square , we associate a **homology vector** $[d]_\Gamma \in \mathbb{Z}^2$ with each dart d , which records how the dart crosses the boundary edges of the unit square. Specifically, the first coordinate of $[d]_\Gamma$ is the number of times the curve $\Gamma(d)$ crosses the vertical boundary rightward, minus the number of times $\Gamma(d)$ crosses the vertical boundary leftward; and the second coordinate of $[d]_\Gamma$ is the number of times $\Gamma(d)$ crosses the horizontal boundary upward, minus the number of times $\Gamma(d)$ crosses the horizontal boundary downward. In particular, reversing a dart negates its homology vector: $[e^+]_\Gamma = -[e^-]_\Gamma$. Again, see Figure 1. For drawings on any other flat torus \mathbb{T}_M , homology vectors are similarly defined by how darts cross the boundary of the fundamental parallelogram \diamond_M .

The (integer) **homology class** $[\gamma]_\Gamma$ of a directed cycle γ in G , with respect to the drawing Γ , is the sum of the homology vectors of its forward darts. A cycle is *contractible* in Γ if its homology class is $\begin{pmatrix} 0 \\ 0 \end{pmatrix}$ and *essential* otherwise. In particular, the boundary cycle of each face of Γ is contractible.

A **circulation** ϕ in G is a function from the darts of G to the reals, such that $\phi(p \rightarrow q) = -\phi(q \rightarrow p)$ for every dart $p \rightarrow q$ and $\sum_{p \rightarrow q} \phi(p \rightarrow q) = 0$ for every vertex p . We represent circulations by column vectors in \mathbb{R}^E , indexed by the edges of G , where $\phi_e = \phi(e^+)$. Let Λ_Γ denote the $2 \times E$ matrix whose columns are the homology vectors of the reference darts in G . The (real) homology class of a circulation is the matrix-vector product

$$[\phi]_\Gamma = \Lambda_\Gamma \phi = \sum_{e \in E} \phi(e^+) \cdot [e^+]_\Gamma.$$

(This identity directly generalizes our earlier definition of the homology class $[\gamma]_\Gamma$ of a cycle γ .)

We will omit the subscript Γ from our homology notation when the drawing is clear from context.

2.4 Homotopy

Two closed curves γ and γ' on a torus \mathbb{T} are **homotopic** if one can be continuously deformed into the other, or more formally, if there is a continuous family $(\gamma_t)_{t \in [0,1]}$ of closed curves $\gamma_t : S^1 \rightarrow \mathbb{T}$ such that $\gamma_0 = \gamma$ and $\gamma_1 = \gamma'$. Similarly, two drawings of the same graph G on the same flat torus \mathbb{T} are homotopic if one can be continuously deformed into the other through drawings of the same graph. The continuous family of cycles or drawings is called a **homotopy**.

Two closed curves on any torus are homotopic if and only if they have the same homology class. The following lemma characterizes when two drawings are homotopic; a similar characterization of *isotopic embeddings* was proved by Ladegallierie [17, 50–52].²

Lemma 2.1. *Two drawings Γ and Γ' of the same graph G on the same flat torus \mathbb{T} are homotopic if and only if every cycle in G has the same homology class in both drawings.*

Proof: Suppose Γ and Γ' are homotopic. For any cycle γ in G , the homotopy from Γ to Γ' restricts to a homotopy from $\Gamma(\gamma)$ to $\Gamma'(\gamma)$. It follows that γ has the same homology class in both drawings.

Conversely, suppose $[\gamma]_\Gamma = [\gamma]_{\Gamma'}$ for every cycle γ in G . We construct a homotopy from Γ to Γ' as follows. Let T be any spanning tree of G . We first continuously deform Γ to an intermediate geodesic drawing Γ_* by contracting T to a point, translating that point to some fixed location p , and then deforming the non-tree edges of G to geodesic loops. We can similarly homotope Γ' to an intermediate geodesic drawing Γ'_* . To complete the proof, it suffices to show that Γ_* and Γ'_* are identical drawings.

Let e be an arbitrary edge of G . If e is in the spanning tree T , then the image of e in both drawings is the point p . Otherwise, let γ_e be the unique fundamental cycle in $T + e$. The homotopy from Γ to Γ_*

²Two embeddings are isotopic if and only if they are connected by a continuous family of embeddings. Results of Ladegallierie [52, Theorem 3.1] and Mohar [63, p. 42] imply that two essentially simple, essentially 3-connected embeddings of the same graph are isotopic if and only if they are homotopic.

preserves the homology class of γ_e . Thus, $\Gamma_*(e) = \Gamma_*(\gamma_e)$ is a geodesic cycle through p with homology class $[\gamma_e]_\Gamma$. Similarly, $\Gamma'_*(e)$ is a geodesic cycle through p in the same homology class. Each homology class of cycles on \mathbb{T} contains a unique closed geodesic through any point. In all cases, we conclude that $\Gamma_*(e) = \Gamma'_*(e)$. \square

2.5 Geodesic Drawings and Embeddings

Recall that a graph drawing is *geodesic* if it maps edges to geodesics. Any geodesic drawing $\Gamma: G \rightarrow \mathbb{T}_M$ is uniquely determined by its **coordinate representation**, which consists of a coordinate vector $\langle p \rangle_\Gamma \in \diamond_M$ for each vertex p , together with the homology vector $[e^+]_\Gamma \in \mathbb{Z}^2$ of each edge e . (Again, we will omit the subscript Γ when the drawing is clear from context.)

The **displacement vector** Δ_d of any dart d (with respect to a fixed drawing Γ) is the difference between the head and tail coordinates of any lift of d in the universal cover $\tilde{\Gamma}$. Displacement vectors can be equivalently defined in terms of vertex coordinates, homology vectors, and the shape matrix M as follows:

$$\Delta_{p \rightarrow q} := \langle q \rangle - \langle p \rangle + M[p \rightarrow q].$$

Reversing a dart negates its displacement: $\Delta_{q \rightarrow p} = -\Delta_{p \rightarrow q}$. We sometimes write Δx_d and Δy_d to denote the first and second coordinates of Δ_d . The **displacement matrix** $\Delta = \Delta(\Gamma)$ of a geodesic drawing Γ is the $2 \times E$ matrix whose columns are the displacement vectors of the reference darts. Every geodesic drawing on \mathbb{T}_M is determined *up to translation* by its displacement matrix. Finally, we let $|e|$ denote the length of any edge e , or equivalently, the Euclidean length of the displacement vectors Δ_{e^\pm} .

On the *square flat torus*, the integer homology class of any directed cycle is also equal to the sum of the *displacement vectors* of its darts:

$$[\gamma] = \sum_{p \rightarrow q \in \gamma} [p \rightarrow q] = \sum_{p \rightarrow q \in \gamma} \Delta_{p \rightarrow q}.$$

In particular, the total displacement of any contractible cycle is zero, as expected. Extending this identity to circulations by linearity gives us the following useful lemma:

Lemma 2.2. *Let $\Gamma: G \rightarrow \mathbb{T}_\square$ be any geodesic drawing of a graph G on the square flat torus, and let $\Delta = \Delta(\Gamma)$ be the displacement matrix of Γ . For every circulation ϕ in G , we have $\Delta\phi = \Lambda_\Gamma\phi = [\phi]_\Gamma$.*

The following lemma is essentially the converse of Lemma 2.2.

Lemma 2.3. *Fix an essentially simple, essentially 3-connected embedding $\Gamma: G \rightarrow \mathbb{T}_\square$ and a $2 \times E$ matrix Δ . Suppose for every directed cycle (and therefore every circulation) ϕ in G , we have $\Delta\phi = \Lambda_\Gamma\phi = [\phi]_\Gamma$. Then Δ is the displacement matrix of a geodesic drawing $\Gamma': G \rightarrow \mathbb{T}_\square$ that is homotopic to Γ .*

Proof: We can construct a non-standard coordinate representation of a drawing Γ' whose displacement matrix is Δ as follows. Fix an arbitrary spanning tree T of G , rooted at an arbitrary vertex r . Define $\langle r \rangle = \begin{pmatrix} 0 \\ 0 \end{pmatrix}$, and for any other vertex q with parent p in T , define $\langle q \rangle = \langle p \rangle + \Delta_{p \rightarrow q}$ and $[p \rightarrow q] = [q \rightarrow p] = \begin{pmatrix} 0 \\ 0 \end{pmatrix}$. Finally, for every edge e that is not in T , let γ_e^+ denote the unique fundamental cycle in the subgraph $T + e$, directed so that it contains the reference dart e^+ , and define $[e^+] = [\gamma_e^+]_\Gamma$ and $[e^-] = -[\gamma_e^+]_\Gamma$.

The vectors $\langle p \rangle$ and $[p \rightarrow q]$ we just defined do not necessarily fit our definition of coordinate representation; in particular, the coordinate vectors $\langle p \rangle$ can fall outside the unit square. However, we can modify these vectors to fit our earlier definitions, intuitively by folding the coordinate vectors into the unit square, as follows.³ For any vector $u = \begin{pmatrix} a \\ b \end{pmatrix}$, let $[u]$ denote the vector $\begin{pmatrix} [a] \\ [b] \end{pmatrix}$. For each vertex p of G ,

³See the appendix of Chambers *et al.* [15] and references therein for a discussion of equivalent non-standard coordinate representations.

define

$$\langle p \rangle_{\Gamma'} := \langle p \rangle - \lfloor \langle p \rangle \rfloor;$$

we immediately have $\langle p \rangle_{\Gamma'} \in [0, 1)^2$. Similarly, for each dart $p \rightarrow q$ of G , define

$$[p \rightarrow q]_{\Gamma'} := [p \rightarrow q] - \lfloor \langle p \rangle \rfloor + \lfloor \langle q \rangle \rfloor.$$

Finally, let $\Gamma' : G \rightarrow \mathbb{T}_{\square}$ be the unique geodesic drawing of G with coordinate vectors $\langle p \rangle_{\Gamma'}$ and homology vectors $[p \rightarrow q]_{\Gamma'}$.

By construction, for every dart $p \rightarrow q$, we have

$$\Delta_{p \rightarrow q} = \langle q \rangle - \langle p \rangle + [p \rightarrow q] = \langle q \rangle_{\Gamma'} - \langle p \rangle_{\Gamma'} + [p \rightarrow q]_{\Gamma'},$$

so Δ is in fact the displacement matrix of Γ' . For every fundamental cycle $\gamma = \gamma_e^+$, we immediately have

$$[\gamma]_{\Gamma'} := \sum_{p \rightarrow q \in \gamma} [p \rightarrow q]_{\Gamma'} = \sum_{p \rightarrow q \in \gamma} \Delta_{p \rightarrow q} = [\gamma]_{\Gamma}.$$

It follows by linearity that $[\phi]_{\Gamma'} = [\phi]_{\Gamma}$ for every circulation ϕ in G . Thus, Lemma 2.1 implies that Γ' is homotopic to Γ . \square

2.6 Equilibrium Stresses and Spring Embeddings

A **stress** in a geodesic torus drawing $\Gamma : G \rightarrow \mathbb{T}$ is a real vector $\omega \in \mathbb{R}^E$ indexed by the edges of G . Unlike homology vectors, circulations, and displacement vectors, stresses can be viewed as *symmetric* functions on the darts of G . An **equilibrium stress** in Γ is a stress ω that satisfies the following identity at every vertex p :

$$\sum_{p \rightarrow q} \omega_{pq} \Delta_{p \rightarrow q} = \begin{pmatrix} 0 \\ 0 \end{pmatrix}.$$

Unlike Borcea and Streinu [9–11], we primarily consider **positive** equilibrium stresses, where $\omega_e > 0$ for every edge e . It may be helpful to imagine each stress coefficient ω_e as a linear spring constant; intuitively, each edge pulls its endpoints inward, with a force equal to the length of e times the stress coefficient ω_e .

Recall that the linear map $M : \mathbb{R}^2 \times \mathbb{R}^2$ associated with any nonsingular 2×2 matrix induces a homeomorphism $\underline{M} : \mathbb{T}_{\square} \rightarrow \mathbb{T}_M$. In particular, this homeomorphism transforms a geodesic embedding $\Gamma : G \rightarrow \mathbb{T}_{\square}$ with displacement matrix Δ into a geodesic embedding $\underline{M} \circ \Gamma : G \rightarrow \mathbb{T}_M$ with displacement matrix $M\Delta$. We refer to the embedding $\underline{M} \circ \Gamma$ as the **affine image** of Γ on \mathbb{T}_M . Routine definition-chasing now implies the following lemma.

Lemma 2.4. *Let $\Gamma : G \rightarrow \mathbb{T}_{\square}$ be a geodesic drawing on the square flat torus \mathbb{T}_{\square} . If ω is an equilibrium stress for Γ , then ω is also an equilibrium stress for its affine image on any other flat torus \mathbb{T}_M .*

Our results rely on the following natural generalization of Tutte’s spring embedding theorem to flat torus embeddings.

Theorem 2.5 (Colin de Verdière [20]; see also [29, 37, 39, 55]). *Let Γ be any essentially simple, essentially 3-connected embedding on any flat torus \mathbb{T} , and let ω be any positive stress on the edges of Γ . Up to translation, there is a unique drawing homotopic to Γ that is in equilibrium with respect to ω , and that drawing is an embedding with convex faces.*

Lemma 2.3 and Theorem 2.5 immediately imply the following sufficient condition for a displacement matrix to describe a geodesic *embedding* on the square torus.

Corollary 2.6. *Fix an essentially simple, essentially 3-connected embedding $\Gamma: G \rightarrow \mathbb{T}_\square$, a $2 \times E$ matrix Δ . Suppose for every directed cycle ϕ in G , we have $\Delta\phi = \Lambda_\Gamma\phi = [\phi]_\Gamma$. Then Δ is the displacement matrix of a geodesic drawing $\Gamma': G \rightarrow \mathbb{T}_\square$ that is homotopic to Γ . If in addition Γ' has a positive equilibrium stress, then Γ' is an embedding.*

Following Steiner and Fischer [78] and Gortler, Gotsman, and Thurston [37], given the coordinate representation of any geodesic embedding Γ on the square flat torus, with any positive stress vector $\omega > 0$, we can compute an equilibrium embedding homotopic to Γ by solving the linear system

$$\sum_{p \rightarrow q} \omega_{pq} (\langle q \rangle - \langle p \rangle + [p \rightarrow q]) = \begin{pmatrix} 0 \\ 0 \end{pmatrix} \quad \text{for every vertex } q \quad (2.1)$$

for the vertex locations $\langle p \rangle$, treating the homology vectors $[p \rightarrow q]$ as constants. Alternatively, Corollary 2.6 implies that we can compute the displacement vectors of an equilibrium embedding homotopic to Γ directly, by solving the linear system

$$\begin{aligned} \sum_{p \rightarrow q} \omega_{pq} \Delta_{p \rightarrow q} &= \begin{pmatrix} 0 \\ 0 \end{pmatrix} && \text{for every vertex } q \\ \sum_{\text{left}(d)=f} \Delta_d &= \begin{pmatrix} 0 \\ 0 \end{pmatrix} && \text{for every face } f \\ \sum_{d \in \gamma_1} \Delta_d &= [\gamma_1] \\ \sum_{d \in \gamma_2} \Delta_d &= [\gamma_2] \end{aligned}$$

where γ_1 and γ_2 are any two directed cycles with independent non-zero homology classes.

2.7 Duality and Reciprocity

Two embeddings $\Gamma: G \rightarrow \mathbb{T}$ and $\Gamma^*: G^* \rightarrow \mathbb{T}$ are *geometric duals* if there is a bijection between the edges of G and G^* , such that each edge e of Γ crosses only the corresponding edge e^* of Γ^* , each vertex v of Γ lies inside a unique face v^* of Γ^* , and each face f of Γ contains a unique vertex f^* of Γ^* . Each dart d in G has a corresponding dart d^* in G^* , defined by setting $\text{head}(d^*) = \text{left}(d)^*$ and $\text{tail}(d^*) = \text{right}(d)^*$; intuitively, the dual of a dart in Γ is obtained by rotating the dart counterclockwise. More generally, we call two embeddings Γ and Γ^* *duals* if Γ^* is homotopic to a geometric dual of Γ . We emphasize that if Γ and Γ^* are dual embeddings, an edge e in Γ need not intersect the corresponding dual edge e^* in Γ^* .

Two dual geodesic embeddings Γ and Γ^* on the same flat torus \mathbb{T} are *reciprocal* if every edge e of Γ is orthogonal to its dual edge e^* in Γ^* . Again, we emphasize that e and e^* may not intersect. We call a single embedding Γ *reciprocal* if it is reciprocal to some dual embedding Γ^* .

It will prove convenient to treat vertex coordinates, displacement vectors, homology vectors, and circulations in any dual embedding Γ^* as *row* vectors. For any vector $v \in \mathbb{R}^2$ we define $v^\perp := (Jv)^T$, where $J := \begin{pmatrix} 0 & -1 \\ 1 & 0 \end{pmatrix}$ is the matrix for a 90° counterclockwise rotation. Note that $J^T = J^{-1} = -J$. Similarly, for any $2 \times n$ matrix A , we define $A^\perp := (JA)^T = -A^T J$.

2.8 Coherent Subdivisions

Let $\Gamma: G \rightarrow \mathbb{T}_M$ be a fixed geodesic embedding, and fix arbitrary real weights π_p for every vertex p of G . Let $p \rightarrow q$, $p \rightarrow r$, and $p \rightarrow s$ be three consecutive darts around a common tail p in counterclockwise order, so that $\text{left}(p \rightarrow q) = \text{right}(p \rightarrow r)$ and $\text{left}(p \rightarrow r) = \text{right}(p \rightarrow s)$. We call the edge pr **locally Delaunay** if the following determinant is positive:

$$\begin{vmatrix} \Delta x_{p \rightarrow q} & \Delta y_{p \rightarrow q} & \frac{1}{2}|\Delta_{p \rightarrow q}|^2 + \pi_p - \pi_q \\ \Delta x_{p \rightarrow r} & \Delta y_{p \rightarrow r} & \frac{1}{2}|\Delta_{p \rightarrow r}|^2 + \pi_p - \pi_r \\ \Delta x_{p \rightarrow s} & \Delta y_{p \rightarrow s} & \frac{1}{2}|\Delta_{p \rightarrow s}|^2 + \pi_p - \pi_s \end{vmatrix} > 0. \quad (2.2)$$

This inequality follows by elementary row operations and cofactor expansion from the standard determinant test for appropriate lifts of the vertices p, q, r, s to the universal cover:

$$\begin{vmatrix} 1 & x_p & y_p & \frac{1}{2}(x_p^2 + y_p^2) - \pi_p \\ 1 & x_q & y_q & \frac{1}{2}(x_q^2 + y_q^2) - \pi_q \\ 1 & x_r & y_r & \frac{1}{2}(x_r^2 + y_r^2) - \pi_r \\ 1 & x_s & y_s & \frac{1}{2}(x_s^2 + y_s^2) - \pi_s \end{vmatrix} > 0. \quad (2.3)$$

(The factor $1/2$ simplifies our later calculations, and is consistent with Maxwell's construction of polyhedral liftings and reciprocal diagrams.) Similarly, we say that an edge is **locally flat** if the corresponding determinant is zero. Finally, Γ is the **weighted Delaunay complex** of its vertices if every edge of Γ is locally Delaunay and every diagonal of every non-triangular face is locally flat.

Equivalently, Γ is the weighted Delaunay complex of its vertices if and only if Γ is the projection of the weighted Delaunay complex of the lift $\pi_M^{-1}(V)$ of its vertices V to the universal cover. Results of Bobenko and Springborn [7] imply that any finite set of weighted points on any flat torus has a unique weighted Delaunay complex. We emphasize that weighted Delaunay complexes are *not* necessarily either simple or triangulations; however, every weighted Delaunay complex on any flat torus is both essentially simple and essentially 3-connected. The dual **weighted Voronoi diagram** of a set of points $P \subset \mathbb{T}_M$, also known as its **power diagram** [4, 6], can be defined similarly by projection from the universal cover.

Finally, a geodesic torus embedding is **coherent** if it is the weighted Delaunay complex of its vertices, with respect to some vector of weights.

3 Reciprocal Implies Equilibrium

Fix two dual geodesic embeddings $\Gamma: G \rightarrow \mathbb{T}_M$ and $\Gamma^*: G^* \rightarrow \mathbb{T}_M$. We write $|e|$ to denote the length of any edge e in Γ and $|e^*|$ to denote the length of the corresponding dual edge e^* in Γ^* .

Lemma 3.1. *Suppose Γ and Γ^* are reciprocal geodesic embeddings on \mathbb{T}_M . Then the vector ω defined by $\omega_e = |e^*|/|e|$ is an equilibrium stress for Γ , and symmetrically, the vector ω^* defined by $\omega_{e^*}^* = 1/\omega_e = |e|/|e^*|$ is an equilibrium stress for Γ^* .*

Proof: Let $\omega_e = |e^*|/|e|$ and $\omega_{e^*}^* = 1/\omega_e = |e|/|e^*|$ for each edge e . Let Δ denote the displacement matrix of Γ , and let Δ^* denote the (transposed) displacement matrix of Γ^* . We immediately have $\Delta_{e^*}^* = \omega_e \Delta_e^\perp$ for every edge e of Γ . The darts leaving each vertex p of Γ dualize to a facial cycle around the corresponding face p^* of Γ^* , and thus

$$\left(\sum_{q: pq \in E} \omega_{pq} \Delta_{p \rightarrow q} \right)^\perp = \sum_{q: pq \in E} \omega_{pq} \Delta_{p \rightarrow q}^\perp = \sum_{q: pq \in E} \Delta_{(p \rightarrow q)^*}^* = (0, 0).$$

We conclude that ω is an equilibrium stress for Γ , and thus (by swapping the roles of Γ and Γ^*) that ω^* is an equilibrium stress for Γ^* . \square

A positive stress vector ω is a **reciprocal stress** for Γ if there is a reciprocal embedding Γ^* on the same flat torus such that $\omega_e = |e^*|/|e|$ for each edge e . Thus, a geodesic toroidal embedding is reciprocal if and only if it has a reciprocal stress, and Lemma 3.1 implies that every reciprocal stress is an equilibrium stress. The following simple construction shows that the converse of Lemma 3.1 is false.

Theorem 3.2. *Not every positive equilibrium stress for a geodesic toroidal embedding Γ is a reciprocal stress. More generally, not every equilibrium embedding on \mathbb{T} is reciprocal/coherent on \mathbb{T} .*

Proof: Let Γ_1 be the geodesic triangulation in the flat square torus \mathbb{T}_\square with a single vertex p and three edges, whose reference darts have displacement vectors $\begin{pmatrix} 1 \\ 0 \end{pmatrix}$, $\begin{pmatrix} 1 \\ 1 \end{pmatrix}$, and $\begin{pmatrix} 2 \\ 1 \end{pmatrix}$. Every stress ω in Γ is an equilibrium stress, because the forces applied by each edge cancel out. The weighted Delaunay complex of a single point is identical for all weights, so it suffices to verify that Γ_1 is not an intrinsic Delaunay triangulation. We easily observe that the longest edge of Γ_1 is not Delaunay. See Figure 2.

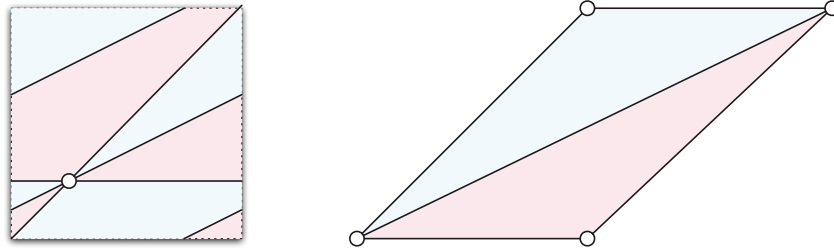


Figure 2. A one-vertex triangulation Γ_1 on the square flat torus, and a lift of its faces to the universal cover. Every stress in Γ_1 is an equilibrium stress, but Γ_1 is not a (weighted) intrinsic Delaunay triangulation.

More generally, for any positive integer k , let Γ_k denote the $k \times k$ covering of Γ_1 . The vertices of Γ_k form a regular $k \times k$ square toroidal lattice, and the edges of Γ_k fall into three parallel families, with displacement vectors $\begin{pmatrix} 1/k \\ 0 \end{pmatrix}$, $\begin{pmatrix} 2/k \\ 1/k \end{pmatrix}$, and $\begin{pmatrix} 1/k \\ 1/k \end{pmatrix}$. Every positive stress vector where all parallel edges have equal stress coefficients is an equilibrium stress.

For the sake of argument, suppose Γ_k is coherent. Consider three consecutive darts $p \rightarrow q$, $p \rightarrow r$, and $p \rightarrow s$ in counterclockwise order around a common tail p , with displacement vectors $\begin{pmatrix} 1/k \\ 0 \end{pmatrix}$, $\begin{pmatrix} 2/k \\ 1/k \end{pmatrix}$, and $\begin{pmatrix} 1/k \\ 1/k \end{pmatrix}$, respectively. The local Delaunay determinant test (2.2) implies that the weights of these four vertices satisfy the inequality $\pi_p + \pi_r > \pi_q + \pi_s + 1/k^2$. Every vertex of Γ_k appears in exactly four inequalities of this form—twice on the left and twice on the right—so summing all k^2 such inequalities and canceling equal terms yields the obvious contradiction $0 > 1$. \square

3.1 Example

As a running example, let Γ be the (unweighted) intrinsic Delaunay triangulation of the seven points $\begin{pmatrix} 0 \\ 0 \end{pmatrix}, \begin{pmatrix} 1/7 \\ 3/7 \end{pmatrix}, \begin{pmatrix} 2/7 \\ 6/7 \end{pmatrix}, \begin{pmatrix} 3/7 \\ 2/7 \end{pmatrix}, \begin{pmatrix} 4/7 \\ 5/7 \end{pmatrix}, \begin{pmatrix} 5/7 \\ 1/7 \end{pmatrix}, \begin{pmatrix} 6/7 \\ 4/7 \end{pmatrix}$ on the square flat torus \mathbb{T}_\square , and let Γ^* be the corresponding intrinsic Voronoi diagram, as shown in Figure 3. The triangulation Γ is a highly symmetric geodesic embedding of the complete graph K_7 ; torus embeddings isomorphic to Γ and Γ^* were studied in several early seminal works on combinatorial topology [40, 41, 62].

The edges of Γ fall into three equivalence classes, with slopes 3, $2/3$, $-1/2$ and lengths $\sqrt{10}/7$, $\sqrt{5}/7$, $\sqrt{14}/7$, respectively. The triangle $\begin{pmatrix} 0 \\ 0 \end{pmatrix}, \begin{pmatrix} 1/7 \\ 3/7 \end{pmatrix}, \begin{pmatrix} 3/7 \\ 2/7 \end{pmatrix}$, shaded in Figure 3, has circumcenter $\begin{pmatrix} 19/98 \\ 17/98 \end{pmatrix}$. Measuring slopes and distances to the nearby edge midpoints, we find that corresponding dual edges

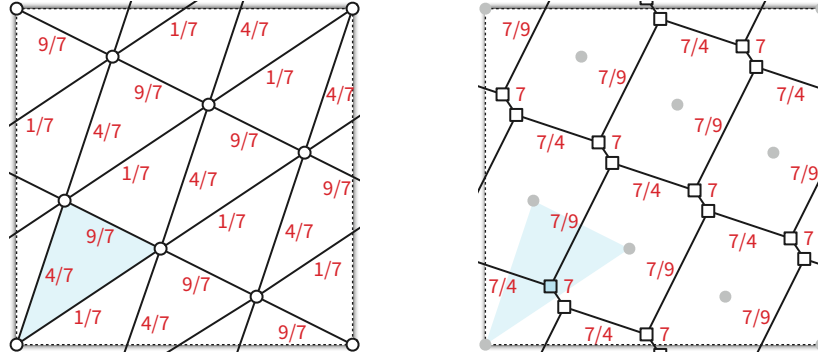


Figure 3. An intrinsic Delaunay triangulation, its dual Voronoi diagram, and their induced equilibrium stresses. Compare with Figures 4 and 6.

in Γ^* have slopes $-1/3$, $-3/2$, and 2 and lengths $4\sqrt{10}/49$, $\sqrt{5}/49$, and $9\sqrt{14}/49$, respectively. These dual slopes confirm that Γ and Γ^* are reciprocal (as are any Delaunay triangulation and its dual Voronoi diagram). The dual edge lengths imply that assigning stress coefficients $4/7$, $1/7$, and $9/7$ to the edges of Γ yields an equilibrium stress for Γ , and symmetrically, the stress coefficients $7/4$, 7 , and $7/9$ yield an equilibrium stress for Γ^* .

Of course, this is not the only equilibrium stress for Γ ; indeed, symmetry implies that Γ is in equilibrium with respect to the uniform stress $\omega \equiv 1$. However, there is no reciprocal embedding Γ^* such that every edge in Γ has the same length as the corresponding dual edge in Γ^* .

The doubly-periodic universal cover $\tilde{\Gamma}$ is also in equilibrium with respect to the uniform stress $\omega \equiv 1$. Thus, the classical Maxwell–Cremona correspondence implies a dual embedding $(\tilde{\Gamma})^*$ in which every dual edge is orthogonal to and has the same length as its corresponding primal edge in $\tilde{\Gamma}$. (Borcea and Streinu [11, Proposition 2] discuss how to solve the infinite linear system giving the heights of the corresponding polyhedral lifting of $\tilde{\Gamma}$.) Symmetry implies that $(\tilde{\Gamma})^*$ is doubly-periodic. Crucially, however, $\tilde{\Gamma}$ and $(\tilde{\Gamma})^*$ have *different* period lattices. Specifically, the period lattice of $(\tilde{\Gamma})^*$ is generated by the vectors $\begin{pmatrix} 2 \\ -1 \end{pmatrix}$ and $\begin{pmatrix} -1 \\ 2 \end{pmatrix}$; see Figure 4.

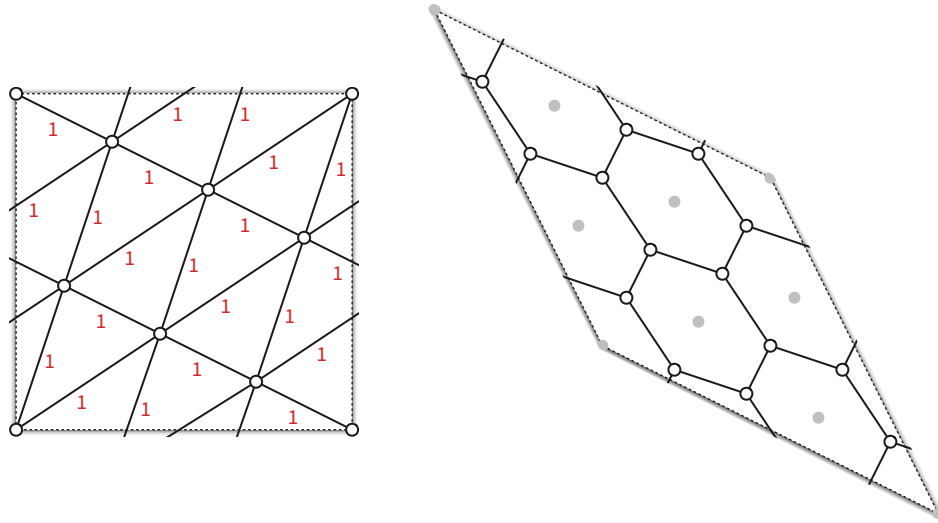


Figure 4. A “reciprocal” embedding (at half scale) induced by the uniform equilibrium stress $\omega \equiv 1$. Compare with Figures 3 and 6.

Understanding which equilibrium stresses correspond to reciprocal embeddings is the topic of Section 5. In particular, in that section we describe a simple necessary and sufficient condition for an

equilibrium stress to be reciprocal, which the unit stress for Γ fails.

4 Coherent = Reciprocal

Unlike in the previous and following sections, the equivalence between coherent embeddings and reciprocal embeddings generalizes fully from the plane to every flat torus. However, there is an important difference from the planar setting. In both the plane and the torus, every translation of a reciprocal diagram is another reciprocal diagram. For a coherent planar embedding Γ , *every* reciprocal diagram is a weighted Voronoi diagram of the vertices of Γ , but *exactly one* reciprocal diagram of a coherent toroidal embedding Γ is a weighted Voronoi diagram of the vertices of Γ . Said differently, every coherent planar embedding is a weighted Delaunay complex with respect to a three-dimensional space of vertex weights, which correspond to translations of any convex polyhedral lifting, but every coherent *toroidal* embedding is a weighted Delaunay complex with respect to only a *one*-dimensional space of vertex weights.

4.1 Notation

Throughout this section, we fix a non-singular matrix $M = (u, v)$ where $u, v \in \mathbb{R}^2$ are column vectors and $\det M > 0$; we also fix a toroidal embedding $\Gamma: G \hookrightarrow \mathbb{T}_M$. We primarily work with the universal cover $\tilde{\Gamma}$ of Γ ; if we are given a reciprocal embedding Γ^* , we also work with its universal cover $\tilde{\Gamma}^*$ (which is reciprocal to $\tilde{\Gamma}$). Vertices of $\tilde{\Gamma}$ are denoted by the letters p and q and treated as column vectors in \mathbb{R}^2 . A generic face in $\tilde{\Gamma}$ is denoted by the letter f ; the corresponding dual vertex in $\tilde{\Gamma}^*$ is denoted f^* and interpreted as a row vector. To avoid nested subscripts when darts are indexed, for displacement vectors we write $\Delta_i = \Delta_{d_i}$ and $\omega_i = \omega_{d_i}$, and therefore by Lemma 3.1, the dual displacement vectors are given by $\Delta_i^* = \omega_i \Delta_i^\perp$. For any integers a and b , the translation $p + au + bv$ of any vertex p of $\tilde{\Gamma}$ is another vertex of $\tilde{\Gamma}$, and the translation $f + au + bv$ of any face f of $\tilde{\Gamma}$ is another face of $\tilde{\Gamma}$. It follows that $(f + au + bv)^* = f^* + au^T + bv^T$.

4.2 Results

The following lemma follows directly from the definitions of weighted Delaunay graphs and their dual weighted Voronoi diagrams; see, for example, Aurenhammer [4, 6].

Lemma 4.1. *Let Γ be a weighted Delaunay complex on some flat torus \mathbb{T}_M , and let Γ^* be the corresponding weighted Voronoi diagram on \mathbb{T}_M . Every edge e of Γ is orthogonal to its dual e^* . In short, every coherent toroidal embedding is reciprocal.*

The converse of this lemma is false; unlike in the plane, a reciprocal diagram Γ^* for a fixed weighted Delaunay complex Γ is *not* necessarily a weighted Voronoi diagram of the vertices of Γ . Rather, as we describe below, a unique translation of Γ^* is such a weighted Voronoi diagram.

Fix a toroidal geodesic embedding $\Gamma: G \rightarrow \mathbb{T}_M$. Borcea and Streinu’s extension of Maxwell’s theorem to periodic planar frameworks [11] implies a (non-unique) convex polyhedral lifting $z: \mathbb{R}^2 \rightarrow \mathbb{R}$ of the universal cover $\tilde{\Gamma}$ of Γ , where the gradient vector $\nabla z|_f$ within any face f is equal to the coordinate vector of the dual vertex f^* in a planar reciprocal embedding $\tilde{\Gamma}^*$. To make this lifting unique, we fix a vertex o of $\tilde{\Gamma}$ to lie at the origin $\begin{pmatrix} 0 \\ 0 \end{pmatrix}$, and we require $z(o) = 0$.

Define the weight of each vertex $p \in \tilde{\Gamma}$ as

$$\pi_p = \frac{1}{2}|p|^2 - z(p).$$

By definition, $\pi_o = 0$. The determinant conditions (2.2) and (2.3) for an edge e to be locally Delaunay with respect to these vertex weights π_p are both equivalent to the restriction of the lifting z to the faces incident to e being convex. Because z is a convex polyhedral lifting, these weights establish that $\tilde{\Gamma}$ is the intrinsic weighted Delaunay graph of its vertex set.

Translating the universal cover $\tilde{\Gamma}^*$ of the reciprocal graph Γ^* adds a global linear term to the lifting function z , and therefore to the Delaunay weights π_p . The main result of this section is that there is a unique translation such that the corresponding Delaunay weights π_p are periodic with respect to the lattice generated by the columns of M .

To compute $z(q)$ for any point $q \in \mathbb{R}^2$, we choose an arbitrary face f of $\tilde{\Gamma}$ that contains q and identify the equation $z|_f(q) = \eta q + c$ of the plane through the lift of f , where $\eta \in \mathbb{R}^2$ is a row vector and $c \in \mathbb{R}$. Borcea and Streinu [11] give a calculation for η and c , which for our setting can be written as follows:

Lemma 4.2 (Borcea and Streinu [11, Eq. 7]). *Let Γ and Γ^* be reciprocal toroidal embeddings, and let $\tilde{\Gamma}$ and $\tilde{\Gamma}^*$ be respective universal covers of Γ and Γ^* , with positive equilibrium stress ω on $\tilde{\Gamma}$ and lifting of $\tilde{\Gamma}$ as induced by Maxwell's theorem. Fix the coordinates of a vertex o of $\tilde{\Gamma}$ to $\begin{pmatrix} 0 \\ 0 \end{pmatrix}$, and fix $z(o) = 0$. Then for any face f of $\tilde{\Gamma}$, the function $z|_f$ can be computed as follows:*

- Pick an arbitrary **root** face f_0 incident to o .
- Pick an arbitrary path from f_0^* to f^* in $\tilde{\Gamma}^*$, and let d_1^*, \dots, d_ℓ^* be the dual darts along this path. By definition, we have $f^* = f_0^* + \sum_{i=1}^\ell \Delta_i^*$. Set $C(f) = \sum_{i=1}^\ell \omega_i \det(p_i, q_i)$, where $d_i = p_i \rightarrow q_i$.
- Then $z|_f(q) = f^* q + C(f)$ for all $q \in f$. In particular, $C(f)$ is the height of the intersection of this plane with the z -axis.

Reciprocity of $\tilde{\Gamma}$ and $\tilde{\Gamma}^*$ implies that the actual choice of root face f_0^* and the path to f^* do not matter.

Fix two reciprocal embeddings Γ and Γ^* on \mathbb{T}_M where $M = (u, v)$. We use this explicit computation to establish the existence of a translation of Γ^* such that $\pi_o = \pi_{o+u} = \pi_{o+v} = 0$. We then show that after this translation, every lift of the same vertex of Γ has the same Delaunay weight.

Lemma 4.3. *There is a unique translation of $\tilde{\Gamma}^*$ such that $\pi_o = \pi_{o+u} = \pi_{o+v} = 0$. Specifically, this translation places the dual vertex of the root face f_0 at the point*

$$f_0^* = \left(-\frac{1}{2}(|u|^2, |v|^2) - (C(f_0 + u), C(f_0 + v)) \right) M^{-1}.$$

Proof: Lemma 4.2 implies that

$$z(u) = (f_0 + u)^* u + C(f_0 + u) = f_0^* u + |u|^2 + C(f_0 + u),$$

and by definition, $\pi_{o+u} = 0$ if and only if $z(u) = \frac{1}{2}|u|^2$. Thus, $\pi_{o+u} = 0$ if and only if $f_0^* u = -\frac{1}{2}|u|^2 - C(f_0 + u)$. A symmetric argument implies $\pi_{o+v} = 0$ if and only if $f_0^* v = -\frac{1}{2}|v|^2 - C(f_0 + v)$. \square

Lemma 4.4. *If $\pi_o = \pi_{o+u} = \pi_{o+v} = 0$, then $\pi_p = \pi_{p+u} = \pi_{p+v}$ for each vertex p of $\tilde{\Gamma}$. In other words, all lifts of any vertex of Γ have equal weight.*

Proof: Let f be any face incident to p , and let $P = d_1^*, \dots, d_\ell^*$ be an arbitrary path from f_0^* to f^* in $\tilde{\Gamma}^*$. We compute $C(f + u)$ by traversing an arbitrary path from f_0^* to $(f_0 + u)^* = f_0^* + u^T$ followed

by the translated path $P + u$ from $f_0^* + u^T$ to $f^* + u^T$. Thus by Lemma 4.2, $C(f + u) = C(f_0 + u) + \sum_{i=1}^{\ell} \omega_i \det((p_i + u), (q_i + u))$, and $f^* = f_0^* + \sum_{i=1}^{\ell} \Delta_i^*$. We thus have

$$\begin{aligned}
C(f + u) &= C(f_0 + u) + \sum_{i=1}^{\ell} \omega_i \det((p_i + u), (q_i + u)) \\
&= C(f_0 + u) + \sum_{i=1}^{\ell} \omega_i \det(p_i, q_i) - \sum_{i=1}^{\ell} \Delta_i^* u \\
&= C(f_0 + u) + C(f) - \sum_{i=1}^{\ell} \Delta_i^* u \\
&= -\frac{1}{2}|u|^2 - f_0^* u + C(f) - \sum_{i=1}^{\ell} \Delta_i^* u \\
&= -\frac{1}{2}|u|^2 - f^* u + C(f).
\end{aligned}$$

It follows that

$$\begin{aligned}
\pi_{p+u} &= \frac{1}{2}|p + u|^2 - z(p + u) \\
&= \frac{1}{2}|p + u|^2 - (C(f + u) + (f^* + u^T)(p + u)) \\
&= \frac{1}{2}|p + u|^2 - \left(-\frac{1}{2}|u|^2 - f^* u + C(f) + f^* p + f^* u + u^T p + |u|^2\right) \\
&= \frac{1}{2}|p + u|^2 - z(p) - \frac{1}{2}|u|^2 - u^T p \\
&= \frac{1}{2}|p|^2 + \frac{1}{2}|u|^2 + u^T p - z(p) - \frac{1}{2}|u|^2 - u^T p \\
&= \frac{1}{2}|p|^2 - z(p) \\
&= \pi_p.
\end{aligned}$$

A similar computation implies $\pi_{p+v} = \pi_p$. □

Projecting from the universal cover back to the torus, we obtain weights for the vertices of Γ , with respect to which Γ is an intrinsic weighted Delaunay complex, and a unique translation of Γ^* that is the corresponding intrinsic weighted Voronoi diagram. Moreover, these Delaunay vertex weights become unique if we fix the weight of an arbitrary vertex to be 0.

Theorem 4.5. *Let Γ and Γ^* be reciprocal geodesic embeddings on some flat torus \mathbb{T}_M . Γ is a weighted Delaunay complex, and a unique translation of Γ^* is the corresponding weighted Voronoi diagram. In short, every reciprocal toroidal embedding is coherent.*

5 Equilibrium Implies Reciprocal, Sort Of

Now fix an essentially simple, essentially 3-connected geodesic embedding Γ on the *square* flat torus \mathbb{T}_{\square} , along with a positive equilibrium stress ω for Γ . In this section, we describe simple necessary and sufficient conditions for ω to be a reciprocal stress for Γ . More generally, we show that when ω is a *positive* equilibrium stress, there is an essentially unique flat torus \mathbb{T}_M such that a unique scalar multiple of ω is a reciprocal stress for the image of Γ on \mathbb{T}_M .

5.1 Cocirculations and Cohomology

Fix arbitrary dual geodesic embeddings $\Gamma: G \rightarrow \mathbb{T}$ and $\Gamma^*: G^* \rightarrow \mathbb{T}$. A **cocirculation** in Γ is a row vector $\theta \in \mathbb{R}^E$ whose transpose describes a circulation in G^* . The **cohomology** class $[\theta]^* = [\theta]_\Gamma^*$ of any cocirculation (with respect to Γ) is the transpose of the homology class of the circulation θ^T in Γ^* . Recall that Λ_Γ is the $2 \times E$ matrix whose columns are homology vectors of edges in Γ . Let λ_1 and λ_2 denote the first and second rows of Λ_Γ .

Lemma 5.1. *Fix a geodesic embedding $\Gamma: G \rightarrow \mathbb{T}$. The row vectors λ_1 and λ_2 describe cocirculations in Γ with cohomology classes $[\lambda_1]^* = (0, 1)$ and $[\lambda_2]^* = (-1, 0)$.*

Proof: Without loss of generality, assume that $\mathbb{T} = \mathbb{T}_\square$ and no vertices of Γ lie on the boundary of the fundamental square \square . Let γ_1 and γ_2 denote directed cycles in \mathbb{T}_\square (not in Γ) induced by the boundary edges of \square , directed respectively rightward and upward.

Let d_0, d_1, \dots, d_{k-1} be the sequence of darts in Γ whose images in Γ cross γ_2 from left to right, indexed by the upward order of their intersection points. Each dart d that appears in this sequence appears exactly $\lambda_1(d)$ times, once for each crossing. For each index i , we have $\text{left}(d_i) = \text{right}(d_{i+1 \bmod k})$; thus, the corresponding sequence of dual darts $d_0^*, d_1^*, \dots, d_{k-1}^*$ describes a closed walk in Γ^* . This closed walk can be continuously deformed to γ_2 , so it has the same homology class as γ_2 ; see Figure 5. We conclude that $[\lambda_1]^* = (0, 1)$.

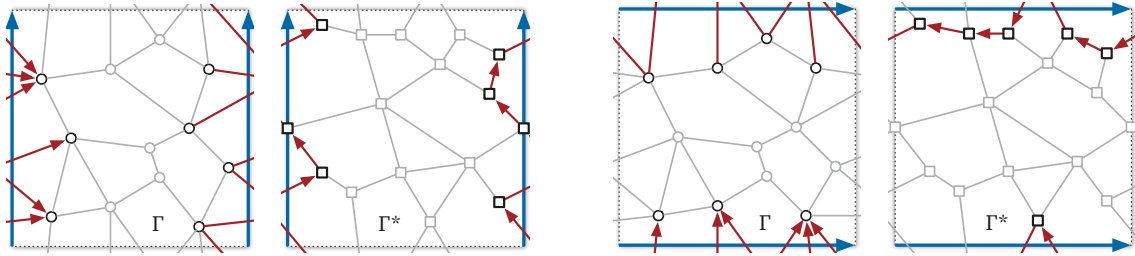


Figure 5. Proof of Lemma 5.1: The darts in Γ crossing either boundary edge of the fundamental square dualize to a closed walk in Γ^* parallel to that boundary edge.

Symmetrically, the darts crossing γ_1 upward define a closed walk in Γ^* in the same homology class as the reversal of γ_1 , and therefore $[\lambda_2]^* = (-1, 0)$. \square

5.2 The Square Flat Torus

Before considering arbitrary flat tori, we first establish necessary and sufficient conditions for reciprocal stresses for embeddings on the *square* flat torus. Fix an essentially simple, essentially 3-connected embedding $\Gamma: G \rightarrow \mathbb{T}_\square$ and let ω be a positive equilibrium stress on Γ . Let Δ be the $2 \times E$ displacement matrix of Γ , and let Ω be the $E \times E$ matrix whose diagonal entries are $\Omega_{e,e} = \omega_e$ and whose off-diagonal entries are all 0. Our results will be in terms of the **covariance** matrix $\Delta\Omega\Delta^T$. Recall that $A^\perp = (JA)^T$ and that $|e|$ denotes the length of an edge e in Γ .

Lemma 5.2. *If ω is a reciprocal stress for a geodesic embedding Γ on \mathbb{T}_\square , then $\Delta\Omega\Delta^T = \begin{pmatrix} 1 & 0 \\ 0 & 1 \end{pmatrix}$.*

Proof: Suppose ω is a reciprocal stress for Γ . Then by definition, there is a geodesic embedding $\Gamma^*: G^* \rightarrow \mathbb{T}_\square$ such that $e \perp e^*$ and $|e^*| = \omega_e |e|$ for every edge e of Γ . Let $\Delta^* = (\Delta\Omega)^\perp$ denote the $E \times 2$ matrix whose rows are the displacement row vectors of Γ^* .

Recall from Lemma 5.1 that the first and second rows of Λ_Γ describe cocirculations of Γ with cohomology classes $(0, 1)$ and $(-1, 0)$, respectively. Applying Lemma 2.2 to Γ^* implies $\theta \Delta^* = [\theta]^*$ for any cocirculation θ in Γ . It follows immediately that $\Lambda_\Gamma \Delta^* = \begin{pmatrix} 0 & 1 \\ -1 & 0 \end{pmatrix} = -J$.

Because the rows of Δ^* are the displacement vectors of Γ^* , for every vertex p of Γ we have

$$\sum_{q: pq \in E} \Delta_{(p \rightarrow q)^*}^* = \sum_{d: \text{tail}(d)=p} \Delta_{d^*}^* = \sum_{d: \text{left}(d^*)=p^*} \Delta_{d^*}^* = (0, 0). \quad (5.1)$$

It follows that the columns of Δ^* describe circulations in Γ . Lemma 2.2 now implies that $\Delta \Delta^* = -J$. We conclude that $\Delta \Omega \Delta^T = \Delta \Delta^* J = \begin{pmatrix} 1 & 0 \\ 0 & 1 \end{pmatrix}$. \square

Lemma 5.3. *Fix an essentially simple, essentially 3-connected geodesic embedding $\Gamma: G \rightarrow \mathbb{T}_\square$ and an $E \times 2$ matrix Δ^* . If $\Lambda_\Gamma \Delta^* = -J$, then Δ^* is the displacement matrix of a geodesic drawing Γ^* on \mathbb{T}_\square that is homotopic to a geometric dual of Γ . Moreover, if that drawing admits a positive equilibrium stress, it is actually an embedding.*

Proof: Let λ_1 and λ_2 denote the rows of Λ_Γ . Rewriting the identity $\Lambda_\Gamma \Delta^* = -J$ in terms of these row vectors gives us $\sum_e \Delta_e^* \lambda_{1,e} = (0, 1) = [\lambda_1]^*$ and $\sum_e \Delta_e^* \lambda_{2,e} = (-1, 0) = [\lambda_2]^*$. Extending by linearity, we have $\sum_e \Delta_e^* \theta_e = [\theta]^*$ for every cocirculation θ in Γ^* . The result now follows from Corollary 2.6. \square

Lemma 5.4. *Fix an essentially simple, essentially 3-connected geodesic embedding $\Gamma: G \rightarrow \mathbb{T}_\square$ with a positive equilibrium stress ω . If $\Delta \Omega \Delta^T = \begin{pmatrix} 1 & 0 \\ 0 & 1 \end{pmatrix}$, then ω is a reciprocal stress for Γ .*

Proof: Set $\Delta^* = (\Delta \Omega)^\perp$. Because ω is an equilibrium stress for Γ , for every vertex p of Γ we have

$$\sum_{q: pq \in E} \Delta_{(p \rightarrow q)^*}^* = \sum_{q: pq \in E} \omega_{pq} \Delta_{p \rightarrow q}^\perp = (0, 0). \quad (5.2)$$

It follows that the columns of Δ^* describe circulations in Γ , and therefore Lemma 2.2 implies $\Lambda_\Gamma \Delta^* = \Delta \Delta^* = \Delta (\Delta \Omega)^\perp = \Delta \Omega \Delta^T J^T = -J$.

Lemma 5.3 now implies that Δ^* is the displacement matrix of a drawing Γ^* homotopic to a dual to Γ . Moreover, the stress vector ω^* defined by $\omega_{e^*}^* = 1/\omega_e$ is an equilibrium stress for Γ^* : under this stress vector, the darts leaving any dual vertex f^* are dual to the clockwise boundary cycle of face f in Γ . Thus since ω^* is positive, Γ^* is in fact a dual embedding. By construction, each edge of Γ^* is orthogonal to the corresponding edge of Γ . \square

5.3 Force Diagrams

The results of the previous section have an alternative interpretation that may be more intuitive. Let Γ be any geodesic embedding on the unit square flat torus \mathbb{T}_\square . Recall from Section 3.1 that any equilibrium stress ω on Γ induces an equilibrium stress on its universal cover $\tilde{\Gamma}$, which in turn induces a reciprocal diagram $(\tilde{\Gamma})^*$, which is unique up to translation, by the classical Maxwell–Cremona correspondence. This infinite plane graph $(\tilde{\Gamma})^*$ is doubly-periodic, but in general with a different period lattice from the universal cover $\tilde{\Gamma}$.

Said differently, we can always construct another geodesic torus embedding F that is combinatorially dual to Γ , such that for every edge e of Γ , the corresponding edge e^* of F is “orthogonal” to e (insofar as their displacement vectors, considered as vectors in \mathbb{R}^2 , are orthogonal) and has length $\omega_e \cdot |e|$; however, this embedding F does not necessarily lie on the square flat torus. Specifically, F is the quotient of some reciprocal diagram $(\tilde{\Gamma})^*$ of the universal cover with respect to its period lattice. We call F a **force diagram** of Γ with respect to ω . Force diagrams are unique up to translation. A force diagram F lies on the same flat torus \mathbb{T}_\square as Γ if and only if ω is a reciprocal stress for Γ .

Lemma 5.5. *Fix an essentially simple, essentially 3-connected geodesic embedding $\Gamma: G \rightarrow \mathbb{T}_\square$, and let ω be a positive equilibrium stress for Γ . Every force diagram of Γ with respect to ω lies on the flat torus \mathbb{T}_M , where $M = J\Delta\Omega\Delta^T J^T$.*

Proof: As usual, let Δ be the displacement matrix of Γ . Let Δ^* denote the displacement matrix of some force diagram F ; by definition, we have $\Delta^* = (\Delta\Omega)^\perp = \Omega\Delta^T J^T$. Equation (5.2) implies that the columns of Δ^* are circulations in Γ . Thus, Lemma 2.2 implies that $\Lambda\Delta^* = \Delta\Delta^* = \Delta\Omega\Delta^T J^T$.

Set $M = J\Delta\Delta^* = J\Delta\Omega\Delta^T J^T$. We immediately have $\Lambda\Delta^* = J^{-1}M = -JM = -JM^T$ and therefore $\Lambda\Delta^*(M^T)^{-1} = -J$. Lemma 5.3 implies that $\Delta^*(M^T)^{-1}$ is the displacement matrix of a geodesic embedding $\Gamma^*: G^* \rightarrow \mathbb{T}_\square$ dual to Γ . It follows that Δ^* is the displacement matrix of the affine image of Γ^* on \mathbb{T}_M . We conclude that the force diagram F is a translation of $\underline{M} \circ \Gamma^*$. \square

5.4 Arbitrary Flat Tori

Now we generalize our earlier analysis to embeddings on arbitrary flat tori.

Fix a *reference* embedding Γ on the square flat torus \mathbb{T}_\square , and let ω be a positive equilibrium stress on Γ . Let Δ be the displacement matrix of Γ , and Ω be the matrix whose diagonal entries are $\Omega_{e,e} = \omega_e$ and whose off-diagonal entries are all 0.

Now fix a non-singular 2×2 matrix M . Recall from Lemma 2.4 that ω is also a positive equilibrium stress for the induced embedding $\underline{M} \circ \Gamma: G \rightarrow \mathbb{T}_M$. In this section, we establish necessary and sufficient conditions for ω to be a *reciprocal* stress on $\underline{M} \circ \Gamma$. We state these conditions in terms of the (entries of the) covariance matrix $\Delta\Omega\Delta^T = \begin{pmatrix} \alpha & \gamma \\ \gamma & \beta \end{pmatrix}$, where

$$\alpha = \sum_e \omega_e \Delta x_e^2, \quad \beta = \sum_e \omega_e \Delta y_e^2, \quad \gamma = \sum_e \omega_e \Delta x_e \Delta y_e. \quad (5.3)$$

We emphasize that these covariance parameters are defined with respect to the *reference* embedding Γ .

Lemma 5.6. *If ω is a reciprocal stress for the geodesic embedding $\underline{M} \circ \Gamma: G \rightarrow \mathbb{T}_M$, then $\alpha\beta - \gamma^2 = 1$; in particular, if $M = \begin{pmatrix} a & b \\ c & d \end{pmatrix}$, then*

$$\alpha = \frac{b^2 + d^2}{ad - bc}, \quad \beta = \frac{a^2 + c^2}{ad - bc}, \quad \gamma = \frac{-(ab + cd)}{ad - bc}.$$

For example, if $M = (u, v)$ where $u, v \in \mathbb{R}^2$ are column vectors and $\det M = 1$, then $\Delta\Omega\Delta^T = \begin{pmatrix} v \cdot v & -u \cdot v \\ -u \cdot v & u \cdot u \end{pmatrix}$.

Proof: Suppose ω is a reciprocal stress for $\underline{M} \circ \Gamma$. Then by definition there is a geodesic embedding $\underline{M} \circ \Gamma^*: G^* \rightarrow \mathbb{T}_M$ dual to $\underline{M} \circ \Gamma$ such that for every edge e , the geodesic segments $\underline{M}(\Gamma(e))$ and $\underline{M}(\Gamma^*(e^*))$ are orthogonal, and the ratio of their lengths is ω_e . (The reference embeddings Γ and Γ^* on \mathbb{T}_\square are also duals, but they are not reciprocal unless the matrix M is orthogonal.)

Let Δ denote the $2 \times E$ displacement matrix of the reference embedding Γ , whose columns are the displacement vectors of Γ . The columns of $M\Delta$ are the displacement vectors for $\underline{M} \circ \Gamma$. Thus, the displacement row vectors of $\underline{M} \circ \Gamma^*$ are given by the rows of the $E \times 2$ matrix $(M\Delta\Omega)^\perp$. Finally, let $\Delta^* = (M\Delta\Omega)^\perp (M^T)^{-1}$ denote the displacement row vectors for the dual reference embedding Γ^* . We can rewrite this definition as

$$\begin{aligned} \Delta^* &= (M\Delta\Omega)^\perp (M^T)^{-1} \\ &= (M\Delta\Omega)^\perp (M^{-1})^T \\ &= (JM\Delta\Omega)^T (M^{-1})^T \\ &= \Omega\Delta^T M^T J^T (M^{-1})^T, \end{aligned} \quad (5.4)$$

which, since $J^T = J^{-1}$, implies that $\Omega\Delta^T = \Delta^*(M^T J^T (M^{-1})^T)^{-1} = \Delta^* M^T J (M^{-1})^T$.

Because the rows of Δ^* are the displacement vectors for Γ^* , equation (5.1) implies that the columns of Δ^* describe circulations in Γ , and therefore $\Delta\Delta^* = \Lambda\Delta^* = \begin{pmatrix} 0 & 1 \\ -1 & 0 \end{pmatrix} = -J$ by Lemmas 2.2 and 5.1, as explained in the second paragraph of the proof of Lemma 5.2. We conclude that

$$\begin{aligned} \Delta\Omega\Delta^T &= \Delta\Delta^* M^T J (M^{-1})^T = J^T M^T J (M^{-1})^T \\ &= \frac{1}{ad-bc} \begin{pmatrix} 0 & 1 \\ -1 & 0 \end{pmatrix} \begin{pmatrix} a & c \\ b & d \end{pmatrix} \begin{pmatrix} 0 & -1 \\ 1 & 0 \end{pmatrix} \begin{pmatrix} d & -c \\ -b & a \end{pmatrix} \\ &= \frac{1}{ad-bc} \begin{pmatrix} b & d \\ -a & -c \end{pmatrix} \begin{pmatrix} b & -a \\ d & -c \end{pmatrix} \\ &= \frac{1}{ad-bc} \begin{pmatrix} b^2 + d^2 & -ab - cd \\ -ab - cd & a^2 + c^2 \end{pmatrix}. \end{aligned}$$

Routine calculation now implies that $\alpha\beta - \gamma^2 = \det \Delta\Omega\Delta^T = 1$. □

Corollary 5.7. *If ω is a reciprocal stress for a geodesic embedding $\underline{M} \circ \Gamma: G \rightarrow \mathbb{T}_M$, then $M = \sigma R \begin{pmatrix} \beta & -\gamma \\ 0 & 1 \end{pmatrix}$ for some 2×2 rotation matrix R and some real number $\sigma > 0$.*

Proof: Reciprocity is preserved by rotating and scaling the fundamental parallelogram \diamond_M , so it suffices to consider the special case $M = \begin{pmatrix} a & b \\ 0 & 1 \end{pmatrix}$. In this special case, Lemma 5.6 immediately implies $\beta = a$ and $\gamma = -b$. □

Lemma 5.8. *Fix an essentially simple, essentially 3-connected geodesic embedding $\Gamma: G \rightarrow \mathbb{T}_\square$ with a positive equilibrium stress ω . Let α , β , and γ be defined as in Equation (5.3). If $\alpha\beta - \gamma^2 = 1$, then ω is a reciprocal stress for the embedding $\underline{M} \circ \Gamma: G \rightarrow \mathbb{T}_M$ induced by the matrix $M = \sigma R \begin{pmatrix} \beta & -\gamma \\ 0 & 1 \end{pmatrix}$, for any 2×2 rotation matrix R and any real number $\sigma > 0$.*

Proof: Suppose $\alpha\beta - \gamma^2 = 1$. Fix an arbitrary 2×2 rotation matrix R and an arbitrary real number $\sigma > 0$, and let $M = \sigma R \begin{pmatrix} \beta & -\gamma \\ 0 & 1 \end{pmatrix}$. Let Δ denote the $2 \times E$ reference displacement matrix for Γ on the square flat torus \mathbb{T}_\square , and define the $E \times 2$ matrix $\Delta^* = (M\Delta\Omega)^\perp (M^T)^{-1}$.

Derivation (5.4) in the proof of Lemma 5.6 implies $\Delta^* = \Omega\Delta^T (M^{-1}JM)^T$. We easily observe that $(\sigma R)^{-1}J(\sigma R) = J$, and therefore

$$\begin{aligned} M^{-1}JM &= \begin{pmatrix} \beta & -\gamma \\ 0 & 1 \end{pmatrix}^{-1} \begin{pmatrix} 0 & -1 \\ 1 & 0 \end{pmatrix} \begin{pmatrix} \beta & -\gamma \\ 0 & 1 \end{pmatrix} \\ &= \frac{1}{\beta} \begin{pmatrix} 1 & \gamma \\ 0 & \beta \end{pmatrix} \begin{pmatrix} 0 & -1 \\ 1 & 0 \end{pmatrix} \begin{pmatrix} \beta & -\gamma \\ 0 & 1 \end{pmatrix} \\ &= \frac{1}{\beta} \begin{pmatrix} \beta\gamma & -1 - \gamma^2 \\ \beta^2 & -\beta\gamma \end{pmatrix} \\ &= \begin{pmatrix} \gamma & -\alpha \\ \beta & -\gamma \end{pmatrix}. \end{aligned}$$

It follows that

$$\Delta\Delta^* = \Delta\Omega\Delta^T (M^{-1}JM)^T = \begin{pmatrix} \alpha & \gamma \\ \gamma & \beta \end{pmatrix} \begin{pmatrix} \gamma & \beta \\ -\alpha & -\gamma \end{pmatrix} = \begin{pmatrix} 0 & \alpha\beta - \gamma^2 \\ \gamma^2 - \alpha\beta & 0 \end{pmatrix} = -J.$$

Because ω is an equilibrium stress on Γ , for every vertex p of Γ we have

$$\sum_{q: pq \in E} \Delta_{(p \rightarrow q)^*}^* = \sum_{q: pq \in E} \omega_{pq} \Delta_{p \rightarrow q}^\perp (M^{-1} J M J^T)^T = (0, 0) (M^{-1} J M J^T)^T = (0, 0). \quad (5.5)$$

Once again, the columns of Δ^* describe circulations in Γ , so Lemma 2.2 implies $\Lambda \Delta^* = \Delta \Delta^* = -J$. Lemma 5.3 now implies that Δ^* is the displacement matrix of an embedding $\Gamma^*: G^* \rightarrow \mathbb{T}_\square$ that is dual to Γ . It follows that $(M \Delta \Omega)^\perp = \Delta^* M^T$ is the displacement matrix of $\underline{M} \circ \Gamma^*$. By construction, each edge of $\underline{M} \circ \Gamma^*$ is orthogonal to its corresponding edge of $\underline{M} \circ \Gamma$. We conclude that ω is indeed a reciprocal stress for $\underline{M} \circ \Gamma$. \square

Our main theorem now follows immediately.

Theorem 5.9. *Fix an essentially simple, essentially 3-connected geodesic embedding $\Gamma: G \rightarrow \mathbb{T}_\square$ with positive equilibrium stress ω . Let α , β , and γ be defined as in Equation (5.3). If $\alpha\beta - \gamma^2 = 1$, then ω is a reciprocal stress for the embedding $\underline{M} \circ \Gamma: G \rightarrow \mathbb{T}_M$ if and only if $M = \sigma R \begin{pmatrix} \beta & -\gamma \\ 0 & 1 \end{pmatrix}$ for any rotation matrix R and any real number $\sigma > 0$. On the other hand, if $\alpha\beta - \gamma^2 \neq 1$, then ω is not a reciprocal stress for the affine image of Γ on any flat torus.*

When ω is positive, $\alpha\beta - \gamma^2 = \frac{1}{2} \sum_{e, e'} \omega_e \omega_{e'} \left| \frac{\Delta x_e}{\Delta x_{e'}} \frac{\Delta y_e}{\Delta y_{e'}} \right|^2 > 0$, so in fact the requirement $\alpha\beta - \gamma^2 = 1$ is just a scaling condition: Given any positive equilibrium stress ω , the scaled equilibrium stress $\omega / \sqrt{\alpha\beta - \gamma^2}$ satisfies the requirement. In short, every positive equilibrium embedding on any flat torus has a coherent affine image on some essentially unique flat torus.

The results of this section can be reinterpreted in terms of force diagrams as follows:

Lemma 5.10. *Fix an essentially simple, essentially 3-connected geodesic embedding $\Gamma: G \rightarrow \mathbb{T}_\square$, and let ω be an equilibrium stress for Γ . For any non-singular matrix M , every force diagram of $\underline{M} \circ \Gamma$ with respect to ω lies on the flat torus \mathbb{T}_N , where $N = J M \Delta \Omega \Delta^T J^T$.*

Proof: We argue exactly as in the proof of Lemma 5.5. Let F be any force diagram of $\underline{M} \circ \Gamma$ with respect to ω , and let Δ be the displacement matrix of the reference embedding Γ . Then the displacement matrix of F is $\Delta^* = (M \Delta \Omega)^\perp = \Omega \Delta^T M^T J^T$. Equation (5.5) and Lemma 2.2 imply that $\Lambda \Delta^* = \Delta \Omega \Delta^T M^T J^T$.

Now let $N = J M \Delta \Omega \Delta^T J^T$. We immediately have $J^{-1} N^T = \Lambda \Delta^*$ and therefore $\Lambda \Delta^* (N^T)^{-1} = J^{-1} = -J$. Lemma 5.3 implies that $\Delta^* (N^T)^{-1}$ is the displacement matrix of a geodesic embedding $\Gamma^*: G^* \rightarrow \mathbb{T}_\square$ dual to Γ . It follows that Δ^* is the displacement matrix of the affine image of Γ^* on \mathbb{T}_N ; in other words, our force diagram F is a translation of $\underline{N} \circ \Gamma^*$. \square

5.5 Example

Let us revisit the example embedding Γ from Section 3.1: the symmetric embedding of K_7 on the square flat torus \mathbb{T}_\square . Symmetry implies that Γ is in equilibrium with respect to the uniform stress $\omega \equiv 1$. Straightforward calculation gives us the covariance parameters $\alpha = \beta = 2$ and $\gamma = 1$ for this stress vector. Thus, Lemma 5.2 immediately implies that ω is not a reciprocal stress for Γ ; rather, by Lemma 5.5, the force diagram of Γ with respect to ω lies on the torus \mathbb{T}_M , where $M = \begin{pmatrix} \beta & -\gamma \\ -\gamma & \alpha \end{pmatrix} = \begin{pmatrix} 2 & -1 \\ -1 & 2 \end{pmatrix}$. Moreover, because $\alpha\beta - \gamma^2 = 3 \neq 1$, Lemma 5.6 implies that ω is not a reciprocal stress for the affine image of Γ on any flat torus. In short, there are no reciprocal embeddings of Γ and Γ^* on any flat torus such that corresponding primal and dual edges have equal length.

Now consider the scaled uniform stress $\omega \equiv 1/\sqrt{3}$, which has covariance parameters $\alpha = \beta = 2/\sqrt{3}$ and $\gamma = 1/\sqrt{3}$. This new stress ω is still not a reciprocal stress for Γ ; however, it does satisfy the

scaling constraint $\alpha\beta - \gamma^2 = 1$. Lemma 5.6 (or Lemma 5.10) implies that ω is a reciprocal stress for the affine image of Γ on \mathbb{T}_M , where $M = \frac{1}{\sqrt{3}} \begin{pmatrix} 2 & -1 \\ 0 & \sqrt{3} \end{pmatrix}$. The fundamental parallelogram \diamond_M is the union of two equilateral triangles with height 1. Not surprisingly, this transformed embedding is a Delaunay triangulation with equilateral triangle faces, and the faces of the reciprocal Voronoi diagram Γ^* (which is also the force diagram) are regular hexagons. Finally, the vector $\omega^* \equiv \sqrt{3}$ is a reciprocal stress, and therefore an equilibrium stress, for Γ^* . See Figure 6.

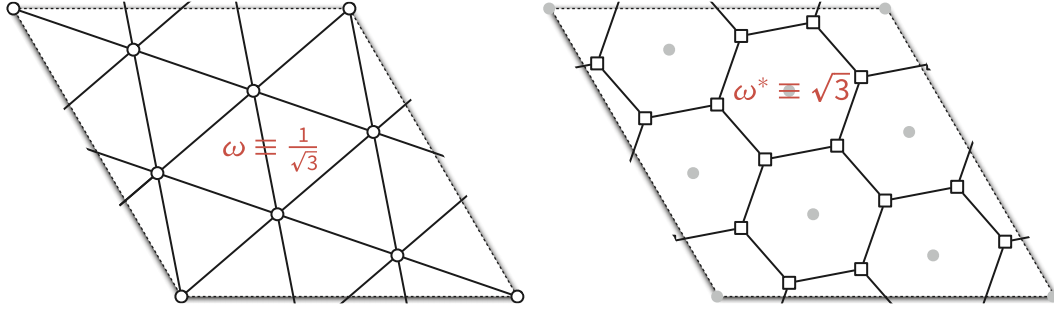


Figure 6. A seven-vertex Delaunay triangulation and its dual Voronoi diagram, induced by the uniform stress $1/\sqrt{3}$; compare with Figures 3 and 4.

6 A Toroidal Steinitz Theorem

Finally, Theorem 2.5 and Theorem 5.9 immediately imply a natural generalization of Steinitz’s theorem to graphs on the flat torus.

Theorem 6.1. *Let $\Gamma: G \rightarrow \mathbb{T}_{\square}$ be any essentially simple, essentially 3-connected embedding on the square flat torus, and let ω be any positive stress on the edges of Γ . Then Γ is homotopic to a geodesic embedding $\Gamma': G \rightarrow \mathbb{T}_{\square}$ whose affine image on some flat torus \mathbb{T}_M is coherent, such that ω is a reciprocal stress for $\underline{M} \circ \Gamma'$.*

As we mentioned in the introduction, Mohar’s generalization [65] of the Koebe-Andreev circle packing theorem already implies that each essentially simple, essentially 3-connected torus embedding Γ is homotopic to *one* coherent embedding on *one* flat torus. In contrast, our results characterize *all* coherent embeddings on *all* flat tori. Every positive stress vector $\omega \in \mathbb{R}^E$ for Γ corresponds to a coherent embedding homotopic to $\underline{M} \circ \Gamma$, which is unique up to translation, on a flat torus \mathbb{T}_M , which is unique up to similarity of the fundamental parallelogram \diamond_M . On the other hand, Lemmas 3.1 and 4.1 imply that every coherent embedding on every flat torus corresponds to a unique positive equilibrium stress.

Acknowledgements. We thank the anonymous reviewers of both the conference [34] and journal versions of this paper for their helpful comments and suggestions.

References

- [1] E. M. Andreev. [Convex polyhedra in Lobachevskii space](#). *Mat. Sbornik* 10(3):413–440, 1970.
- [2] E. M. Andreev. [On convex polyhedra of finite volume in Lobachevskii space](#). *Mat. Sbornik* 12(2):270–259, 1970.

- [3] Franz Aurenhammer. [A criterion for the affine equivalence of cell complexes in \$R^d\$ and convex polyhedra in \$R^{d+1}\$](#) . *Discrete Comput. Geom.* 2(1):49–64, 1987.
- [4] Franz Aurenhammer. [Power diagrams: Properties, algorithms and applications](#). *SIAM J. Comput.* 16(1):78–96, 1987.
- [5] Franz Aurenhammer. [Recognising polytopical cell complexes and constructing projection polyhedra](#). *J. Symb. Comput.* 3(3):249–255, 1987.
- [6] Franz Aurenhammer and Hiroshi Imai. [Geometric relations among Voronoi diagrams](#). *Geom. Dedicata* 27(1):65–75, 1988.
- [7] Alexander I. Bobenko and Boris A. Springborn. [A discrete Laplace-Beltrami operator for simplicial surfaces](#). *Discrete Comput. Geom.* 38(4):740–756, 2007.
- [8] Mikhail Bogdanov, Monique Teillaud, and Gert Vegter. [Delaunay triangulations on orientable surfaces of low genus](#). *Proc. 32nd Int. Symp. Comput. Geom.*, 20:1–20:17, 2016. Leibniz Int. Proc. Informatics 51.
- [9] Ciprian Borcea and Ileana Streinu. [Periodic frameworks and flexibility](#). *Proc. Royal Soc. A* 466(2121):2633–2649, 2010.
- [10] Ciprian Borcea and Ileana Streinu. [Minimally rigid periodic graphs](#). *Bull. London Math. Soc.* 43(6):1093–1103, 2011.
- [11] Ciprian Borcea and Ileana Streinu. [Liftings and stresses for planar periodic frameworks](#). *Discrete Comput. Geom.* 53(4):747–782, 2015.
- [12] Graham R. Brightwell and Edward R. Scheinerman. [Representations of planar graphs](#). *SIAM J. Discrete Math.* 6(2):214–229, 1993.
- [13] Kevin Q. Brown. [Voronoi diagrams from convex hulls](#). *Inform. Process. Lett.* 9(5):223–228, 1979.
- [14] Manuel Caroli and Monique Teillaud. [Delaunay triangulations of closed Euclidean \$d\$ -orbifolds](#). *Discrete Comput. Geom.* 55(4):827–853, 2016.
- [15] Erin Wolf Chambers, Jeff Erickson, Patrick Lin, and Salman Parsa. [How to morph graphs on the torus](#). *Proc. 32nd Ann. ACM-SIAM Symp. Discrete Algorithms*, 2759–2778, 2021. arXiv:2007.07927.
- [16] Marek Chrobak, Michael T. Goodrich, and Roberto Tamassia. [Convex drawings of graphs in two and three dimensions \(preliminary version\)](#). *Proc. 12th Ann. Symp. Comput. Geom.*, 319–328, 1996.
- [17] Éric Colin de Verdière and Arnaud de Mesmay. [Testing graph isotopy on surfaces](#). *Discrete Comput. Geom.* 51(1):171–206, 2014.
- [18] Yves Colin de Verdière. [Empilements de cercles: Convergence d’une méthode de point fixe](#). *Forum Math.* 1(1):395–402, 1989.
- [19] Yves Colin de Verdière. [Sur un nouvel invariant des graphes et un critère de planarité](#). *J. Comb. Theory Ser. B* 50(1):11–21, 1990. In French, English translation in [22].
- [20] Yves Colin de Verdière. [Comment rendre géodésique une triangulation d’une surface?](#) *L’Enseignement Mathématique* 37:201–212, 1991.

- [21] Yves Colin de Verdière. [Un principe variationnel pour les empilements de cercles](#). *Invent. Math.* 104(1):655–669, 1991.
- [22] Yves Colin de Verdière. On a new graph invariant and a criterion for planarity. *Graph Structure Theory*, 137–147, 1993. Contemporary Mathematics 147, Amer. Math. Soc. English translation of [19] by Neil Calkin.
- [23] Robert Connelly, Erik D. Demaine, and Günter Rote. Infinitesimally locked self-touching linkages with applications to locked trees. *Physical Knots: Knotting, Linking, and Folding of Geometric Objects in \mathbb{R}^3* , 287–311, 2002. Amer. Math. Soc.
- [24] Keenan Crane. *Discrete Differential Geometry: An Applied Introduction*. 2019. (<http://www.cs.cmu.edu/~kmc Crane/Projects/DDG/paper.pdf>).
- [25] Henry Crapo and Walter Whiteley. Plane self stresses and projected polyhedra I: The basic pattern. *Topologie structurale / Structural Topology* 20:55–77, 1993. (<http://hdl.handle.net/2099/1091>).
- [26] Luigi Cremona. *Le figure reciproche nella statica grafica*. Tipografia di Giuseppe Bernardoni, 1872. (http://www.luigi-cremona.it/download/Scritti_matematici/1872_statica_grafica.pdf). English translation in [27].
- [27] Luigi Cremona. *Graphical Statics*. Oxford Univ. Press, 1890. (<https://archive.org/details/graphicalstatico2cremgoog>). English translation of [26] by Thomas Hudson Beare.
- [28] Jesús De Loera, Jörg Rambau, and Francisco Santos. *Triangulations: Structures for Algorithms and Applications*. Algorithms and Computation in Mathematics 25. Springer, 2010.
- [29] Olaf Delgado-Friedrichs. [Equilibrium placement of periodic graphs and convexity of plane tilings](#). *Discrete Comput. Geom.* 33(1):67–81, 2004.
- [30] Erik D. Demaine and Joseph O’Rourke. *Geometric Folding Algorithms: Linkages, Origami, Polyhedra*. Cambridge Univ. Press, 2007.
- [31] Erik D. Demaine and André Schulz. [Embedding stacked polytopes on a polynomial-size grid](#). *Discrete Comput. Geom.* 57(4):782–809, 2017.
- [32] Peter Eades and Patrick Garvan. [Drawing stressed planar graphs in three dimensions](#). *Proc. 2nd Symp. Graph Drawing*, 212–223, 1995. Lecture Notes Comput. Sci. 1027.
- [33] Herbert Edelsbrunner and Raimund Seidel. [Voronoi diagrams and arrangements](#). *Discrete Comput. Geom.* 1(1):25–44, 1986.
- [34] Jeff Erickson and Patrick Lin. [A toroidal Maxwell-Cremona-Delaunay correspondence](#). *Proc. 36rd Int. Symp. Comput. Geom.*, 40:1–40:17, 2020. Leibniz Int. Proc. Informatics, Schloss Dagstuhl–Leibniz-Zentrum für Informatik.
- [35] Stefan Felsner and Günter Rote. [On Primal-Dual Circle Representations](#). *Proc. 2nd Symp. Simplicity in Algorithms*, 8:1–8:18, 2018. OpenAccess Series in Informatics (OASICS) 69, Schloss Dagstuhl–Leibniz-Zentrum für Informatik.
- [36] Daniel Gonçalves and Benjamin Lévêque. [Toroidal maps: Schnyder woods, orthogonal surfaces and straight-line representations](#). *Discrete Comput. Geom.* 51(1):67–131, 2014.

- [37] Steven J. Gortler, Craig Gotsman, and Dylan Thurston. [Discrete one-forms on meshes and applications to 3D mesh parameterization](#). *Comput. Aided Geom. Design* 23(2):83–112, 2006.
- [38] Clara I. Grima and Alberto Márquez. [Computational Geometry on Surfaces](#). Springer, 2001.
- [39] Joel Hass and Peter Scott. [Simplicial energy and simplicial harmonic maps](#). *Asian J. Math.* 19(4):593–636, 2015. [arXiv:1206.2574](#).
- [40] Percy John Heawood. Map colour theorems. *Quart. J. Pure Appl. Math.* 24:332–338, 1890. (<https://babel.hathitrust.org/cgi/pt?id=inu.30000050138159&seq=344>).
- [41] Lothar Heffter. [Ueber das Problem der Nachbargebiete](#). *Math. Ann.* 38(4):477–508, 1891.
- [42] John E. Hopcroft and Peter J. Kahn. [A paradigm for robust geometric algorithms](#). *Algorithmica* 7(1–6):339–380, 1992.
- [43] David Huffman. A duality concept for the analysis of polyhedral scenes. *Machine Intelligence*, vol. 8, 475–492, 1977. Ellis Horwood Ltd. and John Wiley & Sons.
- [44] Alexander Igambardiev and André Schulz. [A duality transform for constructing small grid embeddings of 3d polytopes](#). *Comput. Geom. Theory Appl.* 56:19–36, 2016.
- [45] Hiroshi Imai, Masao Iri, and Kazuo Murota. [Voronoi diagram in the Laguerre geometry and its applications](#). *SIAM J. Comput.* 14(1):93–105, 1985.
- [46] Clause Indermitte, Thomas M. Liebling, Marc Troyanov, and Heinz Clemençon. [Voronoi diagrams on piecewise flat surfaces and an application to biological growth](#). *Theoret. Comput. Sci.* 263(1–2):263–274, 2001.
- [47] Ivan Izmetstiev. [Statics and kinematics of frameworks in Euclidean and non-Euclidean geometry. Eighteen Essays in Non-Euclidean Geometry](#), 2019. IRMA Lectures in Mathematics and Theoretical Physics 29, Europ. Math. Soc.
- [48] Paul Koebe. Kontaktprobleme der Konformen Abbildung. *Ber. Sächs. Akad. Wiss. Leipzig, Math.-Phys. Kl.* 88:141–164, 1936.
- [49] Andrew Kotlov, László Lovász, and Santosh Vempala. [The Colin de Verdière number and sphere representations of a graph](#). *Combinatorica* 17(4):483–521, 1997.
- [50] Yves Ladegaillie. Classification topologique des plongements des 1-complexes compacts dans les surfaces. *C. R. Acad. Sci. Paris A* 278:1401–1403, 1974. (<https://gallica.bnf.fr/ark:/12148/bpt6k6236784g/f179>).
- [51] Yves Ladegaillie. Classification topologique des plongements des 1-complexes compacts dans les surfaces. *C. R. Acad. Sci. Paris A* 279:129–132, 1974. (<https://gallica.bnf.fr/ark:/12148/bpt6k6238171d/f143>).
- [52] Yves Ladegaillie. [Classes d’isotopie de plongements de 1-complexes dans les surfaces](#). *Topology* 23(3):303–311, 1984.
- [53] Charles L. Lawson. [Transforming triangulations](#). *Discrete Math.* 3(4):365–372, 1972.
- [54] László Lovász. [Representations of polyhedra and the Colin de Verdière number](#). *J. Comb. Theory Ser. B* 82(2):223–236, 2001.

- [55] László Lovász. [Discrete analytic functions: An exposition](#). *Eigenvalues of Laplacians and other geometric operators*, 241–273, 2004. Surveys in Differential Geometry 9, Int. Press.
- [56] László Lovász. [Graphs and Geometry](#). Colloquium Publications 69. Amer. Math. Soc., 2019.
- [57] James Clerk Maxwell. [On reciprocal figures and diagrams of forces](#). *Phil. Mag. (Ser. 4)* 27(182):250–261, 1864.
- [58] James Clerk Maxwell. On the application of the theory of reciprocal polar figures to the construction of diagrams of forces. *Engineer* 24:402, 1867. Reprinted in [60, pp. 313–316].
- [59] James Clerk Maxwell. [On reciprocal figures, frames, and diagrams of forces](#). *Trans. Royal Soc. Edinburgh* 26(1):1–40, 1870.
- [60] James Clerk Maxwell. *The Scientific Letters and Papers of James Clerk Maxwell. Volume 2: 1862–1873*. Cambridge Univ. Press, 2009.
- [61] Maria Mazón and Tomás Recio. [Voronoi diagrams on orbifolds](#). *Comput. Geom. Theory Appl.* 8(5):219–230, 1997.
- [62] August F. Möbius. Zur Theorie der Polyëder und der Elementarverwandtschaft [Nachlass]. *Gesammelte Werke*, vol. 2, 515–559, 1886. Hirzel, Leipzig. (<http://gallica.bnf.fr/ark:/12148/bpt6k994243/f524>).
- [63] Bojan Mohar. [Embeddings of infinite graphs](#). *J. Comb. Theory Ser. B* 44(1):29–43, 1988.
- [64] Bojan Mohar. [A polynomial time circle packing algorithm](#). *Discrete Math.* 117(1–3):257–263, 1993.
- [65] Bojan Mohar. [Circle packings of maps—The Euclidean case](#). *Rend. Sem. Mat. Fis. Milano* 67(1):191–206, 1997.
- [66] Bojan Mohar. [Circle packings of maps in polynomial time](#). *Europ. J. Combin.* 18(7):785–805, 1997.
- [67] Bojan Mohar and Pierre Rosenstiehl. [Tessellation and visibility representations of maps on the torus](#). *Discrete Comput. Geom.* 19(2):249–263, 1998.
- [68] Bojan Mohar and Alexander Schrijver. [Blocking nonorientability of a surface](#). *J. Comb. Theory Ser. B* 87(1):2–16, 2003.
- [69] Shmuel Onn and Bernd Sturmfels. A quantitative Steinitz’ theorem. *Beitr. Algebra Geom.* 35(1):125–129, 1994. (<https://www.emis.de/journals/BAG/vol.35/no.1/>).
- [70] David Orden, Günter Rote, Francisco Santos, Brigitte Servatius, Herman Servatius, and Walter Whiteley. [Non-crossing frameworks with non-crossing reciprocals](#). *Discrete Comput. Geom.* 32(4):567–600, 2004.
- [71] W. J. Macquorn Rankine. [Principle of the equilibrium of polyhedral frams](#). *London, Edinburgh, and Dublin Phil. Mag J. Sci.* 27(180):92, 1864.
- [72] William John Macquorn Rankine. *A Manual of Applied Mechanics*. Richard Griffin and Co., 1858. (<https://archive.org/details/manualappmechaoorankrich>).
- [73] Ares Ribó Mor, Günter Rote, and André Schulz. [Small grid embeddings of 3-polytopes](#). *Discrete Comput. Geom.* 45(1):65–87, 2011.

- [74] Jürgen Richter-Gebert. *Realization spaces of polytopes*. Lecture Notes Math. 1643. Springer, 1996.
- [75] Igor Rivin. *Euclidean structures on simplicial surfaces and hyperbolic volume*. *Ann. Math.* 139:553–580, 1994.
- [76] Günter Rote, Francisco Santos, and Ileana Streinu. Pseudo-triangulations—a survey. *Essays on Discrete and Computational Geometry: Twenty Years Later*, 343–410, 2008. Contemporary Mathematics 453, Amer. Math. Soc.
- [77] André Schulz. *Drawing 3-polytopes with good vertex resolution*. *J. Graph Algorithms Appl.* 15(1):33–52, 2011.
- [78] Dvir Steiner and Anath Fischer. Planar parameterization for closed 2-manifold genus-1 meshes. *Proc. 9th ACM Symp. Solid Modeling Appl.*, 83–91, 2004.
- [79] Ernst Steinitz. Polyeder und Raumeinteilungen. *Enzyklopädie der mathematischen Wissenschaften mit Einschluss ihrer Anwendungen* III.AB(12):1–139, 1916.
- [80] Ernst Steinitz and Hans Rademacher. *Vorlesungen über die Theorie der Polyeder: unter Einschluß der Elemente der Topologie*. Grundlehren der mathematischen Wissenschaften 41. Springer-Verlag, 1934. Reprinted 1976.
- [81] Kenneth Stephenson. *Introduction to Circle Packing: The Theory of Discrete Analytic Functions*. Cambridge Univ. Press, 2005.
- [82] Ileana Streinu. *Erratum to “Pseudo-triangulations, rigidity and motion planning”*. *Discrete Comput. Geom.* 35(2):358, 2006.
- [83] Ileana Streinu. *Pseudo-triangulations, rigidity and motion planning*. *Discrete Comput. Geom.* 34(4):587–635, 2006. Publisher’s erratum in [82].
- [84] Kokichi Sugihara. Realizability of polyhedrons from line drawings. *Computational Morphology: A Computational Geometric Approach to the Analysis Of Form*, 177–206, 1988. Machine Intelligence and Pattern Recognition 6.
- [85] William T. Tutte. *How to draw a graph*. *Proc. London Math. Soc.* 13(3):743–768, 1963.
- [86] Pierre Varignon. *Nouvelle mecanique ou statique, dont le projet fut donné en M.DC.LXXVII*. Claude Jombert, Paris, 1725. (<https://gallica.bnf.fr/ark:/12148/bpt6k5652714w.texteImage>).
- [87] Georges F. Voronoï. Nouvelles applications des paramètres continus à la théorie des formes quadratiques. Deuxième mémoire. Recherches sur les paralléloèdres primitifs. *J. Reine Angew. Math.* 134:198–287, 1908. (<https://eudml.org/doc/149291>).
- [88] Walter Whiteley. Motion and stresses of projected polyhedra. *Topologie structurale / Structural Topology* 7:13–38, 1982. (<http://hdl.handle.net/2099/989>).
- [89] Walter Whiteley, Peter F. Ash, Ethan Poiker, and Henry Crapo. *Convex polyhedra, Dirichlet tessellations, and spider webs*. *Shaping Space: Exploring Polyhedra in Nature, Art, and the Geometrical Imagination*, chapter 18, 231–251, 2013. Springer.
- [90] Günter M. Ziegler. *Lectures on Polytopes*. Graduate Texts in Mathematics 152. Springer, 1995.