

On the Role of Surrogates in the Efficient Estimation of Treatment Effects with Limited Outcome Data

Nathan Kallus^{1*}; Xiaojie Mao^{2*}

¹ Cornell Tech, Cornell University, New York, NY 10044, USA;

² School of Economics and Management, Tsinghua University, Beijing, 100084, China.

Abstract

In many experimental and observational studies, the outcome of interest is often difficult or expensive to observe, reducing effective sample sizes for estimating average treatment effects (ATEs) even when identifiable. We study how incorporating data on units for which only surrogate outcomes not of primary interest are observed can increase the precision of ATE estimation. We refrain from imposing stringent surrogacy conditions, which permit surrogates as perfect replacements for the target outcome. Instead, we supplement the available, albeit limited, observations of the target outcome with abundant observations of surrogate outcomes, without any assumptions beyond unconfounded treatment assignment and missingness and corresponding overlap conditions. To quantify the potential gains, we derive the difference in efficiency bounds on ATE estimation with and without surrogates, both when an overwhelming or comparable number of units have missing outcomes. We develop robust ATE estimation and inference methods that realize these efficiency gains. We empirically demonstrate the gains by studying long-term-earning effects of job training.

Keywords: Surrogate Observations, Causal Inference, Average Treatment Effect, Semiparametric Efficiency, Double Robustness.

1 Introduction

In many causal inference applications, it may be expensive, inconvenient or infeasible to measure the outcome of primary interest. Nevertheless, some auxiliary variables that are faster or easier to measure may be available. In clinical trials for AIDS treatment, the primary outcome is often mortality, which may take years of follow-up to fully reveal. But clinically relevant biomarkers like viral loads or CD4 counts can be measured quite rapidly [Fleming et al., 1994]. In comparative effectiveness research for long-term impact of therapies, e.g., long-term quality of life measures, many patients may drop-out so their responses are missing. But short-term outcomes, e.g., responses shortly after the therapy, may be well recorded [Post et al., 2010]. In program evaluation for addiction prevention projects, accurately measuring the primary outcome, e.g., smoking behavior, may require costly chemical analysis of saliva samples for the presence of cotinine, and thus are available for only a limited number of participants. Yet self-report data are relatively inexpensive to collect [Pepe, 1992]. In offline conversion analysis, we wish to assess the effect of a digital marketing campaign on visitation to a brick-and-mortar location. And, while we can only observe visitation for individuals for whom we have cellphone geolocation data and who we can match

*Alphabetical order.

to ad identifiers, we can observe digital ad clicks for all units. We refer to these easy-to-obtain auxiliary variables as surrogate outcomes or simply surrogates, which are often informative about or correlate with the primary outcome of interest.

There has been considerable interest in using surrogates as a replacement for the missing primary outcome to reduce data collection costs in causal inference. For example, the U.S. Food and Drug Administration (FDA) launched the Accelerated Approval Program to allow for early approval of drugs based on clinically relevant surrogates, aiming to speed up clinical trials for drug approval [FDA, 2016]. This program is spurred by the urgent need to determine the efficacy of new drugs quickly and economically. As stated by the National Center for Advancing Translational Sciences (NCATS) of the U.S. National Institutes of Health, many thousands of diseases known to affect humans do not have any approved treatment yet; meanwhile, a novel drug can “take 10 to 15 years and more than \$2 billion to develop” [NCATS, 2019]. Therefore, accelerating drug approval is of great value and urgency to both pharmaceutical companies and patients. Using surrogates that can be measured more easily provides a promising way toward this goal.

However, one major challenge is that surrogates may not be perfectly indicative of the primary outcome, so a misuse may lead to severe or even disastrous consequences. For example, three drugs (encainide, flecainide, and moricizine) were approved by FDA based on early success of suppressing ventricular arrhythmia (surrogate), but in later follow-up trials the drugs alarmingly increased mortality (primary outcome) [Fleming and DeMets, 1996, Echt et al., 1991]. To resolve these problems, a wide variety of surrogacy criteria have been proposed to ensure that it is adequate to base causal inference solely on the surrogate without observations of the primary outcome. However, using these criteria to search for valid surrogates is still extremely challenging, since the criteria impose stringent assumptions that may often be violated in practice (see Related Literature in Section 1.2 and Appendix A). For example, the popular statistical surrogacy condition [Prentice, 1989, Athey et al., 2019] requires the primary outcome to be conditionally independent of the treatment given surrogates, i.e., surrogates must fully explain away the dependence of the outcome on the intervention meant to affect it. Not only does this condition require full mediation of the treatment effect, it is also easily invalidated if there is any other common cause of both surrogates and the primary outcome, which may often be unavoidable even in ideal randomized trials (see Appendix A). Thus this surrogacy condition and similarly many other criteria are very prone to violation in practice.

In this paper, we refrain from imposing such surrogacy conditions. Consequently, the surrogate outcomes alone are insufficient as complete replacements for the target outcome. Nonetheless, we continue to refer to them as surrogates as our proposed method does use them to predict the target outcome. Specifically, our paper views these outcomes as imperfect surrogates and uses them as supplements, rather than replacements, for the primary outcome. We consider combining surrogates with the primary outcome, and investigate how this proposal can improve the efficiency of treatment effect estimation. Such combination is possible because in practice paired observations of both the primary outcome and surrogates are often available for at least some units. By incorporating a limited number of primary-outcome observations, we can avoid the aforementioned problems resulting from relying on surrogates alone, and circumvent stringent surrogacy conditions. Instead, we only assume standard causal inference assumptions and a typical missing data assumption that the primary outcome is missing (conditionally) at random (MAR), i.e., any interdependence between the primary outcome value and whether it is observed or not may be explained by other observed variables (i.e., pre-treatment covariates, treatment, surrogates). Similar missingness conditions are also commonly assumed in previous literature that combine different datasets [e.g., Athey et al., 2019, Cheng et al., 2021, Zhang and Bradic, 2019]. Under only these standard assumptions, and in particular no overly restrictive surrogacy conditions, we aim to investigate the role of surrogates in

estimating treatment effects when the primary-outcome observations are limited.

We first study the possible extent of benefit achievable by leveraging surrogate information. Using the theory of semiparametric efficiency [e.g., Bickel et al., 1993, Robins and Rotnitzky, 1995, Tsiatis, 2007], we derive the efficiency lower bound of estimating the average treatment effect (ATE) on the primary outcome (Theorem 2.1). This lower bound characterizes the fundamental statistical limit in estimating ATE under our assumptions, in that it is the best possible precision of ATE estimation that can be asymptotically achieved by any regular estimator. By comparing the efficiency lower bounds both with and without the presence of surrogates, and bounds in several intermediary settings (Theorem 2.2 and Corollary 2.1), we precisely quantify the efficiency gains from surrogates, namely, the benefit of surrogates in terms of allowing us to estimate treatment effects up to the same precision with fewer observations of the primary outcome.

We find that using surrogates is particularly advantageous when (i) the primary outcome is missing for a large number of units, and (ii) the surrogates are reasonably predictive of the primary outcome, in that they can account for large variations of the primary outcome, but they need not determine them exactly or render them independent of treatment. These theoretical results provide insightful guidelines for understanding when surrogates can yield significant benefits. Moreover, we show that essentially the same efficiency lower bound (under appropriate reformulation) reigns across two different regimes: when the size of the unlabeled data is comparable to the size of the labeled data (Theorem 2.1), and when the former is much larger than the latter (Theorems 4.1 and 4.2). In the second regime, the commonly assumed overlap condition (Assumption 3 condition (9)) fails and the efficiency analysis under MAR setting becomes more challenging. Our paper tackles this very practical setting when enormous amounts of cheap unlabeled data may be available.

We further propose an ATE estimator that can optimally leverage the efficiency gains from surrogates and achieves the efficiency lower bound. The proposed estimator involves some nuisance parameters that are of no intrinsic interest but need to be estimated first. By employing a cross-fitting technique [e.g., Chernozhukov et al., 2018, Zheng and Laan, 2011], we can allow for any flexible machine learning estimators to be used for the nuisance parameters as long as they satisfy some generic convergence rate conditions. We show that the proposed estimator converges to the true ATE value, even if only some but not all nuisance parameters are consistently estimated (Theorem 3.1). If all nuisance parameters are indeed consistently estimated under generic rate conditions, then the proposed estimator is asymptotically normal centered at the true ATE value and its asymptotic variance attains the efficiency lower bound (Theorems 3.2 and 4.2). Furthermore, we construct asymptotically valid confidence intervals based on a simple plug-in estimator for the asymptotic variance of our ATE estimator (Theorem 3.3). In summary, we propose an ATE estimator that can leverage the power of flexible machine learning estimators for nuisance estimation, is robust to nuisance estimation errors, achieves full asymptotic efficiency in leveraging surrogate information, and may be combined with easy-to-use inference.

Our paper is organized as follows. In Section 1.1, we set up the problem of treatment effect estimation with surrogates when the primary outcome is not fully observed, and introduce our notation. In Section 2, we derive the efficiency lower bound for ATE estimation in our setting, and compare it with bounds in other benchmark settings to characterize the efficiency gains from surrogates. We then construct an asymptotically efficient estimator and prove its asymptotic properties in Section 3. In Section 4, we extend the efficiency and estimation results to the setting where the amount of unlabeled data is much larger than amount of labeled data. In Section 5, we use our methods to study the effect of a job training intervention on earnings at a later follow up using data from a large-scale randomized controlled trial [Hotz et al., 2006, Athey et al., 2019] and we demonstrate the gains due to employing surrogates and due to our methods. We provide concluding remarks in Section 6. In Appendices A, B and D, we provide supplementary discussions

about the statistical surrogacy condition, the connection of our work to some previous literature, and additional details that expand on our results from Section 4, respectively.

1.1 Problem Setup

Let $T \in \{0, 1\}$ denote a treatment indicator variable (i.e., $T = 1$ means being treated with a therapy of interest, and $T = 0$ means control), $X \in \mathcal{X} \subseteq \mathbb{R}^{d_x}$ denote baseline covariates measured prior to treatment (e.g., patients' demographic characteristics and health measurements before treatment), and $Y \in \mathbb{R}$ denotes the outcome variable of primary interest (e.g., patients' health outcome after treatment). Following the Neyman-Rubin potential outcome framework [Neyman, 1923, Rubin, 2005], we assume the existence of two potential outcomes $Y(1), Y(0)$ corresponding to the outcomes that would have been realized under each treatment option. We assume that the actual observed outcome is the potential outcome corresponding to the actual treatment, i.e., $Y = Y(T)$, which encapsulates the non-interference and consistency assumptions in causal inference [Imbens and Rubin, 2015]. Our goal is to estimate the average treatment effect (ATE):

$$\delta^* = \xi_1^* - \xi_0^*, \quad \text{where} \quad \xi_t^* = \mathbb{E}[Y(t)] \text{ for } t = 0, 1. \quad (1)$$

If we could observe (X, T, Y) for all units, then we could estimate the ATE by many existing methods [e.g., Imbens and Rubin, 2015].

In this paper, we consider a more challenging setting where the primary outcome Y cannot be observed for all units, due to long follow-up, drop-out, budget constraints, etc. Nonetheless, we can observe for all units some surrogates $S \in \mathcal{S} \subseteq \mathbb{R}^{d_s}$ (i.e., intermediate outcomes) that may be informative about the primary outcome Y (i.e., a long-term outcome). Since surrogates are measured after the treatment assignment, they may also be affected by the treatment. Thus we hypothesize the existence of two potential surrogate outcomes $S(1), S(0)$ analogously, and assume $S = S(T)$. We use $R \in \{0, 1\}$ to denote the indicator of whether the primary outcome Y is observed.

In summary, we can observe a labeled subset $\{(X_i, T_i, S_i, Y_i, R_i = 1) : i \in \mathcal{I}^l\}$, and an unlabeled subset $\{(X_i, T_i, S_i, Y_i = \text{NA}, R_i = 0) : i \in \mathcal{I}^u\}$, where NA stands for “not available” (missing value), and \mathcal{I}^l and \mathcal{I}^u are the index sets for labeled data and unlabeled data respectively. We denote $N_l = |\mathcal{I}^l|$, $N_u = |\mathcal{I}^u|$ as the corresponding sample sizes for these two datasets, and $N = N_l + N_u$ as the total sample size. We represent the i th data point as $W_i = (X_i, T_i, S_i, Y_i, R_i)$, and assume that each data point in both datasets is given by coarsening an independent and identically distributed (i.i.d.) draw from a population $W^* = (X, T, S(0), S(1), Y(0), Y(1), R)$ whose distribution is characterized by a probability measure \mathbb{P}^* . In particular, the coarsening map is given by

$$\mathcal{C} : (X, T, S(0), S(1), Y(0), Y(1), R) \mapsto (X, T, S(T), R \times Y(T) + (1 - R) \times (\text{NA}), R). \quad (2)$$

We let \mathbb{P} denote the distribution on $W = \mathcal{C}(W^*)$ induced by \mathbb{P}^* . Depending on the context, we may use \mathbb{E} to denote expectation with respect to either \mathbb{P}^* or \mathbb{P} . The addition and multiplication operation involving a missing value “NA” in Equation (2) can be understood as regular arithmetic operations. For example, $R \times Y(T) + (1 - R) \times (\text{NA})$ equals $Y(T)$ if $R = 1$ and NA if $R = 0$.

Assumption 1 (Unconfoundedness). *For $t = 0, 1$,*

$$(Y(t), S(t)) \perp T \mid X. \quad (3)$$

Assumption 1 assumes that the treatment assignment is unconfounded in the combined population of labelled and unlabelled data. In Lemma 2.2, we will show that this condition is guaranteed if

the treatment is unconfounded in both the labelled and unlabelled subpopulation, separately, when additional missing-at-random assumptions are imposed. This condition requires that X include all confounders that can affect the primary outcome and treatment simultaneously, or the surrogate and treatment simultaneously. It is trivially satisfied by design in clinical trials where the treatment T is assigned totally at random.

Assumption 2 (Missing at random). *For $t = 0, 1$,*

$$R \perp Y(t) \mid X, S(t), T. \quad (4)$$

In Assumption 2, we assume that the primary outcome is missing (conditionally) at random (MAR), i.e., the indicator R depends on only observed variables, including pre-treatment covariates X , the surrogates S , and the treatment T . This condition guarantees that the distribution of the primary outcome on the labeled data and unlabeled data are comparable after accounting for the observed variables, so that we can use the labeled data to infer information about the missing primary outcome in the unlabeled data. This condition is considerably weaker than the missing completely at random (MCAR) condition typically assumed in previous semi-supervised inference literature [e.g., Cheng et al., 2021, Zhang and Bradic, 2019], since MCAR does not allow the missingness of the primary outcome to depend on any other variable. Assumption 2 may be satisfied by design in a two-phase sampling scheme [e.g., Wang et al., 2009, Cochran, 2007]: in the first phase, relatively cheap measurements of T, X, S are available for all units, and in the second phase, expensive measurements of the primary outcome Y are collected for a validation subsample selected according to variables measured in the first phase. For example, we may want to oversample units who self-report no-smoking behavior for further chemical analysis, if we suspect more misreporting in this subpopulation.

We next define some important quantities for ATE estimation. We first define the regression function $\tilde{\mu}^*$ of the primary outcome in the labeled dataset, conditional on treatment, covariates, and surrogates, and also the projection of $\tilde{\mu}^*$ onto the whole population, conditional on only treatment and covariates:

$$\tilde{\mu}^*(t, x, s) = \mathbb{E}[Y \mid T = t, X = x, S = s, R = 1], \quad (5)$$

$$\mu^*(t, x) = \mathbb{E}[\tilde{\mu}^*(T, X, S) \mid T = t, X = x]. \quad (6)$$

We also define the propensity scores for treatment and labeling:

$$\begin{aligned} e^*(x) &= \mathbb{P}(T = 1 \mid X = x), & e^*(x, s) &= \mathbb{P}(T = 1 \mid X = x, S = s), \\ r^*(t, x, s) &= \mathbb{P}(R = 1 \mid T = t, X = x, S = s). \end{aligned} \quad (7)$$

Although these quantities are useful for estimating the ATE, they are of no intrinsic interest by themselves, so we refer to them as nuisance parameters. We let $\eta^* = (e^*, r^*, \tilde{\mu}^*, \mu^*)$ be the collection of the true nuisances. We further assume the following overlap condition.

Assumption 3 (Strict Overlap). *There exist $\epsilon \in (0, 1/2)$ such that almost surely we have*

$$\epsilon \leq e^*(X, S) \leq 1 - \epsilon, \quad (8)$$

$$\epsilon \leq r^*(T, X, S) \leq 1. \quad (9)$$

This assumption states that units with any given values of the conditioning variables above have at least probability of ϵ to receive each treatment option, and to get their primary outcome measured. This overlap assumption is very common in causal inference and missing data literature

[e.g., Imbens and Rubin, 2015, Little and Rubin, 2019]. Note condition (9) implies that $\mathbb{P}(R = 1) \geq \epsilon$, so the unlabeled and labelled data necessarily have comparable sizes, i.e., $N_u \asymp N_l$ (unless all data is labeled). In Section 4, we will relax this condition and consider the setting where enormous cheap unlabeled data are available so that $N_u \gg N_l$.

Below we show identification of the the ATE parameter δ^* .

Lemma 1.1. *If Assumptions 1 to 3 hold, then*

$$\begin{aligned} \delta^* = & \mathbb{E}[\mathbb{E}[\mathbb{E}[Y \mid T = 1, R = 1, X, S] \mid X, T = 1]] \\ & - \mathbb{E}[\mathbb{E}[\mathbb{E}[Y \mid T = 0, R = 1, X, S] \mid X, T = 0]]. \end{aligned} \quad (10)$$

In this paper, we focus on the efficient estimation of ATE (i.e., δ^* in Eq. (1)) when the primary outcome Y is missing for many units while surrogates S can be fully observed for all. Notably, we only assume Assumptions 1 to 3 (and some straightforward variants) that are very typical in causal inference and missing data literature. In particular, we do not assume any strong surrogacy conditions such as the statistical surrogacy condition, $Y \perp T \mid S, X, R = 1$, which may impose restrictions that can easily be violated in practice (see Section 1.2 and Appendix A for more discussion).

Notation. We use O, o, O_p, o_p to denote the nonstochastic and stochastic asymptotic orders, respectively. For nonstochastic sequences $a_N \geq 0$ and $b_N > 0$, $a_N = O(b_N)$ if $\limsup_{N \rightarrow \infty} a_N/b_N < \infty$ and $a_N = o(b_N)$ if $\lim_{N \rightarrow \infty} a_N/b_N = 0$. For a random variable sequence Z_N , we denote $Z_N = O_p(a_N)$ if for any positive constant ϵ , there exists a finite positive constant M such that $\mathbb{P}(|Z_N/a_N| > M) < \epsilon$, and we denote $Z_N = o_p(a_N)$ if for any positive constant ϵ , $\mathbb{P}(|Z_N/a_N| > \epsilon) \rightarrow 0$ as $N \rightarrow \infty$. We also use the notation \asymp and \gg, \ll for asymptotic orders (both stochastic and nonstochastic). For example, for nonstochastic asymptotic order, $a_N \asymp b_N$ if $a_N = O(b_N)$ and $b_N = O(a_N)$, $a_N \gg b_N$ if $b_N/a_N = o(1)$, and $a_N \ll b_N$ if $a_N/b_N = o(1)$. For an appropriately measurable and integrable function f , we use $\|f\|$, $\|f\|_p$, $\|f\|_\infty$ to denote the L_2 , L_p and L_∞ norms with respect to the measure \mathbb{P} : $\|f\| = \{\mathbb{E}[f^2(W)]\}^{1/2}$, $\|f\|_p = \{\mathbb{E}[|f(W)|^p]\}^{1/p}$, and $\|f\|_\infty = \inf\{c \geq 0 : \mathbb{P}(|f(W)| \leq c) = 1\}$. Throughout this paper, we use $*$ to denote unknown population quantities like δ^* and η^* , and use $\hat{\cdot}$ denote estimators, i.e., $\hat{\delta}$.

1.2 Related Literature

Causal inference with surrogates. Many different surrogate criteria have been proposed to ensure that the treatment effect on a surrogate will reliably predict the treatment effect on the primary outcome. The statistical surrogacy criterion proposed by Prentice [1989] was the first such criterion, which requires the primary outcome to be conditionally independent of the treatment, given the surrogate. Since then, many other criteria have been proposed, such as the principal surrogate criterion [Frangakis and Rubin, 2002], strong surrogate criterion [Lauritzen et al., 2004], consistent surrogate criterion [Chen et al., 2007], among many others. However, almost all of these criteria involve unidentifiable quantities, so they are unverifiable in practice. Moreover, many of them can easily run into a logical paradox described by Chen et al. [2007]. See VanderWeele [2013] for a comprehensive review of surrogate criteria and Appendix A for a detailed discussion about the statistical surrogacy condition.

While the literature above mostly focus on a single surrogate, Price et al. [2018], Wang et al. [2020] propose to estimate transformations of multiple surrogates to optimally approximate the primary outcome using labelled experimental data. Their optimal transformations can avoid the surrogate paradox described in Chen et al. [2007]. Athey et al. [2019] consider identifying and

estimating the average treatment effect with multiple surrogates in the setting where the primary outcome cannot be observed simultaneously with treatment variable and are instead observed in two separate datasets, connected only by the surrogates and covariates. This setting is practically very challenging, since the two datasets have no complete observations at all, with the primary outcome missing in one dataset and treatment missing in the other. To fuse these two incomplete datasets and have hope of relating the effect of treatments on downstream outcomes, they have to assume the statistical surrogacy condition, which, however, may be too strong in practice (see Appendix A). Athey et al. [2020], Imbens et al. [2022] use surrogates to combine experimental data with short-term observations and confounded observational data with long-term observations, the former using a latent unconfoundedness assumption and latter using multiple sequential surrogates as proxy variables. Chen and Ritzwoller [2023] further study semiparametric inference of the average treatment effect in the settings of Athey et al. [2019, 2020]. However, these works and our paper use different assumptions. In particular, these works leverage surrogates for identification under either the statistical surrogacy condition [Athey et al., 2019] or the latent unconfoundedness condition [Athey et al., 2020]. In contrast, our work focuses on leveraging surrogates to improve efficiency in already-identified settings under missing-at-random assumptions. In Section 5, we consider an empirical study where the statistical surrogacy condition is very likely to fail, and the corresponding estimators in Athey et al. [2019], Chen and Ritzwoller [2023] have high bias. In Section 2.3, we further compare our assumptions with the identification assumptions in Athey et al. [2020].

Cheng et al. [2021] study efficient ATE estimation when combining a small number of primary-outcome observations with many observations of the surrogates, without assuming any surrogate criteria like those mentioned above. Their setting is closest to ours, except that they focus on the case when the unlabeled dataset is much larger than the labeled dataset, i.e., $N_u \gg N_l$ and they assume that the primary outcome is MCAR. In contrast, our paper studies both $N_u \gg N_l$ and $N_u \asymp N_l$ and considers a more general MAR setting. By studying both $N_u \gg N_l$ and $N_u \asymp N_l$, we discover that essentially the same efficiency lower bound governs both regimes. Moreover, Cheng et al. [2021] consider certain specialized estimators based on parametric regressions and kernel smoothing, while our proposed estimator can leverage flexible machine learning nuisance estimation. See Appendix B for a more detailed comparison of our work with Cheng et al. [2021].

Our paper studies a missing data setting where the primary outcome is either observed or completely missing, following many previous literature [e.g., Cheng et al., 2021, Athey et al., 2019, Wang et al., 2020, Price et al., 2018]. This is different from the censored data setting in some surrogate literature [e.g., Prentice, 1989, Lin et al., 1997, Ghosh, 2008, Parast et al., 2017]. In the latter literature, the primary outcome is typically a time-to-event outcome subject to right (or interval) censoring. So even when the primary outcome is not perfectly observed, we at least know a range of its value. Since the primary outcome is not perfectly observed, additional surrogate observations can also be beneficial. It is interesting to extend our results to this important censored data setting in the future.

Semi-supervised inference. Our paper is related to the growing body of literature on parameter estimation and inference in the semi-supervised setting where a small labeled dataset is enriched with a large unlabeled dataset. A stream of research has investigated how to use unlabeled data to aid in the estimation of a wide variety of parameters, including regression coefficients [Azriel et al., 2016, Chakraborty et al., 2018, Hou et al., 2021], population mean and average treatment effect [Zhang et al., 2019, Zhang and Bradic, 2019, Chakraborty et al., 2022b, Zhang et al., 2021], quantiles and quantile treatment effect [Chakraborty et al., 2022a,b], etc. Nearly all of these literature implicitly or explicitly assume that labels are MCAR. Our paper relaxes this assumption

by allowing the labeling process to depend on pre-treatment covariates, the treatment, and even the surrogates. Moreover, while we consider partially labelled outcomes, we also focus on the use of surrogates as a source of extra information. Interestingly, when viewing the surrogates in our paper as empty, our results also recover results in existing semi-supervised inference literature, for example, Zhang and Bradic [2019]. See Appendix B for details.

Measurement error problems with a validation sample. We can also view our problem as a measurement error problem: abundant mismeasurements of the primary outcome (i.e., the surrogate observations) are available, while accurate measurements (i.e., the primary outcomes itself) are observed only on a small validation sample (i.e., the labeled dataset). In similar settings, many methods have been proposed to leverage observations with measurement noise to improve the efficiency of estimating regression coefficients [e.g., Pepe et al., 1994, Pepe, 1992, Reilly and Pepe, 1995, Engel and Walstra, 1991, Carroll and Wand, 1991, Chen and Chen, 2000] or solutions to estimation equations [e.g., Chen et al., 2008a, 2003, 2005, 2008b]. Some literature also cast this type of problem as a missing data problem where the variables of primary interest are missing for all units not in the validation sample [e.g., Yu and Nan, 2006, Chen and Breslow, 2004]. Our paper builds on the missing data framework to study the efficiency of estimating treatment effects in presence of surrogates. Thus our paper is closely related to the broader literature on semiparametric inference with missing data or more general data coarsening [Robins and Rotnitzky, 1995, Robins et al., 1994, van der Laan and Robins, 2003, Tsiatis, 2007]. In contrast to the missing data literature that commonly assume the proportion of complete observations to be bounded away from 0, our paper allows the complete-case proportion to vanish to 0 in order to model the setting with enormous amounts of unlabeled surrogate data.

2 Efficiency Analysis

In this section we derive the efficiency lower bounds and efficient influence functions in a sequence of models ranging from no surrogate observations to full outcome observations on all data points, crucially including our primary setting of interest as a practical middle ground (see Table 1c). This serves to quantify both the information gain from surrogate observations relative to no surrogate observations and the gap remaining relative to full outcome observations.

2.1 Efficiency Analysis in the Presence of Surrogates

We first derive the semiparametric efficiency lower bound for ATE estimation in our primary setting of interest as described in Section 1.1.

Theorem 2.1. *Let \mathcal{M} be the set of all distributions \mathbb{P} on W induced by the coarsening map \mathcal{C} in Eq. (2) applied to any distribution \mathbb{P}^* on W^* satisfying Assumptions 1 to 3. The semiparametric efficiency lower bound for δ^* under model \mathcal{M} is $V^* = \mathbb{E}[\psi^2(W; \delta^*, \eta^*)]$ where*

$$\begin{aligned} \psi(W; \delta^*, \eta^*) = & \mu^*(1, X) - \mu^*(0, X) - \delta^* + \frac{T - e^*(X)}{e^*(X)(1 - e^*(X))}(\tilde{\mu}^*(T, X, S) - \mu^*(T, X)) \\ & + \frac{TR}{e^*(X)r^*(1, X, S)}(Y - \tilde{\mu}^*(1, X, S)) - \frac{(1 - T)R}{(1 - e^*(X))r^*(0, X, S)}(Y - \tilde{\mu}^*(0, X, S)) \end{aligned} \quad (11)$$

Moreover, the efficiency bound remains the same if either of e^* or r^* or both are known.

X	T	S	Y	R	X	T	S	Y	R	X	T	S	Y	R	X	T	S	Y	R
✓	✓	?	✓	1	✓	✓	✓	✓	1	✓	✓	✓	✓	1	✓	✓	✓	✓	1
⋮	⋮	⋮	⋮		⋮	⋮	⋮	⋮		⋮	⋮	⋮	⋮		⋮	⋮	⋮	⋮	
✓	✓	?	✓		✓	✓	✓	✓		✓	✓	✓	✓		✓	✓	✓	✓	
✓	✓	?	?	0	✓	✓	?	?	0	✓	✓	✓	?	0	✓	✓	✓	✓	0
⋮	⋮	⋮	⋮		⋮	⋮	⋮	⋮		⋮	⋮	⋮	⋮		⋮	⋮	⋮	⋮	
✓	✓	?	?		✓	✓	?	?		✓	✓	✓	?		✓	✓	✓	✓	

(a) Setting I (b) Setting II (c) Setting III (d) Setting IV

Table 1: Illustrations for the observed data in Setting I to Setting IV. Here “✓” stands for an observed value, and “?” stands for a missing value.

Theorem 2.1 reveals the fundamental statistical limit in estimating δ^* with surrogates under Assumptions 1 to 3: for any regular estimator $\hat{\delta}$, the variance of the limiting distribution of $\sqrt{N}(\hat{\delta} - \delta^*)$ must be no smaller than V^* . In other words, V^* is the best possible precision we can aim to achieve asymptotically among all regular estimators. The function $\psi(W; \delta^*, \eta^*)$ is the efficient influence function for δ^* , which will be used to construct efficient estimators for δ^* in Section 3. Notably, we show that the efficiency bound does not change if the propensity scores are known. This is because the efficient influence function can be shown to be orthogonal to the parts of tangent space corresponding to the propensity scores.

Notably, the efficiency bound here corresponds to the model that only assumes Assumptions 1 to 3, but not any strong surrogacy condition. To study the role of surrogates in the efficient estimation of ATE, we next consider the efficiency bound in a few other settings.

2.2 Efficiency Analysis in Other Settings

To quantify the benefit of surrogates in estimating ATE, we compare the efficiency lower bounds in following different settings.

Definition 1 (Four different settings). **Setting I: no surrogate (Table 4a).** We observe (X, T, Y) for $R = 1$ and observe (X, T) for $R = 0$;

Setting II: surrogate only on labeled data (Table 4b). We observe (X, T, S, Y) for $R = 1$ and observe (X, T) for $R = 0$;

Setting III: surrogate on all data (Table 1c). We observe (X, T, S, Y) for $R = 1$ and observe (X, T, S) for $R = 0$;

Setting IV: fully labeled data (Table 1d). We observe (X, T, S, Y) for all units.

From setting I to setting IV in Definition 1, more information is increasingly observed. Setting I corresponds to one extreme where no surrogates are observed at all, and setting IV corresponds to the other extreme where all variables (including the primary outcome) are always completely observed. In the intermediate setting II, we observe surrogates only for units whose primary outcome is already observed, and setting III corresponds to our primary problem setup in Section 1.1, where surrogates are always observed. Note that the joint distribution of the variables $(X, T, S(1), S(0), Y(1), Y(0), S, Y)$ is taken to be the same in all four settings, even though some of these variables are not fully observed or even entirely missing in some settings. In particular, the functions $\tilde{\mu}^*, \mu^*, e^*, r^*$ in Equations (5) to (7) are well-defined and identical in the four settings.

Each of these settings can be described by different choices for the coarsening map \mathcal{C} . For example, the coarsening map for setting I is $\mathcal{C} : W^* \mapsto (X, T, \text{NA}, R \times Y(T) + (1 - R) \times (\text{NA}), R)$, and the coarsening maps for other settings can be defined analogously. To compare the efficiency gains of the additional information in each setting, we can consider the efficiency bound corresponding to the same \mathbb{P}^* as different coarsening maps \mathcal{C} are applied, each corresponding to one of the above settings. Each map induces a model given by the distributions \mathbb{P} induced by all \mathbb{P}^* that satisfy Assumptions 1 to 3. Crucially, we will need that in each setting we have identifiability, meaning that if $\mathbb{P}^{*'} and \mathbb{P}^* induce the same data distributions, $\mathbb{P}' = \mathbb{P}$, under \mathcal{C} , then they also induce the same ATE, δ^* , so that δ^* is a valid function of \mathbb{P} . This ensures we are in fact considering the same estimand in each of the models. In our primary setting (i.e., setting III), restricting to \mathbb{P}^* satisfying Assumptions 1 to 3 is enough to ensure identifiability. In settings I and II, since surrogates S are not observed for some units, we need to further assume that whether the primary outcome is observed or not, i.e., indicator variable R , does not depend on surrogates.$

Assumption 4 (Missing at random, cont'd). *For $t = 0, 1$, $R \perp S(t) \mid T = t, X$.*

With this additional assumption, the ATE parameter is identifiable in all four settings, so we can compare the efficiency of estimating the same ATE in these different settings.

Lemma 2.1. *If Assumptions 1 to 4 all hold, then the ATE parameter δ^* is identified in all four settings in Definition 1.*

In the following lemma, we summarize some additional implications of Assumption 4.

Lemma 2.2. *If Assumptions 2 and 4 hold, then Assumption 1 holds if and only if*

$$(Y(t), S(t)) \perp T \mid X, R = i, \quad i \in \{0, 1\}. \quad (12)$$

Moreover, when Assumption 4 holds, $r^*(t, x, s) = r^*(t, x) := \mathbb{P}(R = 1 \mid T = t, X = x)$ and $\mu^*(t, x) = \mathbb{E}[Y \mid T = t, X = x, R = 1]$.

In Lemma 2.2, Eq. (12) shows that under the missing-at-random assumptions in Assumptions 2 and 4, the treatment unconfoundedness over the combined population of the labelled and unlabelled data in Assumption 1 is equivalent to unconfoundedness over the two subpopulations respectively. Moreover, Lemma 2.2 shows that Assumption 4 can also simplify two nuisances that appear in the efficient influence function in Theorem 2.1. This is very beneficial because the simplified nuisances are easier to estimate. For example, the nuisance function $\mu^*(t, x) = \mathbb{E}[Y \mid T = t, X = x, R = 1]$ can be directly estimated by running regressions. In contrast, estimating the nuisance function μ^* in Eq. (6) requires first estimating another nuisance $\tilde{\mu}^*$ in Eq. (5) and then further projecting the estimated nuisances.

In the following theorem, we derive efficiency lower bounds for ATE in the four settings in Definition 1. We impose Assumption 4 even in settings III and IV where it is not needed for identification, else the four settings would not be comparable.

Theorem 2.2. *Under Assumptions 1 to 4, the efficiency lower bounds for δ^* in setting j is $V_j^* = \mathbb{E}[\psi_j^2(W; \delta^*, \eta^*)]$ for $j = I, \dots, IV$, where*

$$\begin{aligned} \psi_I(W; \delta^*, \eta^*) &= \psi_{II}(W; \delta^*, \eta^*) = \mu^*(1, X) - \mu^*(0, X) - \delta^* \\ &\quad + \frac{TR}{e^*(X)r^*(1, X)}(Y - \mu^*(1, X)) - \frac{(1 - T)R}{(1 - e^*(X))r^*(0, X)}(Y - \mu^*(0, X)), \end{aligned}$$

$$\begin{aligned}
\psi_{III}(W; \delta^*, \eta^*) &= \mu^*(1, X) - \mu^*(0, X) - \delta^* + \frac{T - e^*(X)}{e^*(X)(1 - e^*(X))}(\tilde{\mu}^*(T, X, S) - \mu^*(T, X)) \\
&\quad + \frac{TR}{e^*(X)r^*(1, X)}(Y - \tilde{\mu}^*(1, X, S)) - \frac{(1 - T)R}{(1 - e^*(X))r^*(0, X)}(Y - \tilde{\mu}^*(0, X, S)), \\
\psi_{IV}(W; \delta^*, \eta^*) &= \mu^*(1, X) - \mu^*(0, X) - \delta^* + \frac{T - e^*(X)}{e^*(X)(1 - e^*(X))}(Y - \mu^*(T, X)).
\end{aligned}$$

Moreover, the efficiency bounds remain the same if either of e^* or r^* or both are known.

Theorem 2.2 proves that the efficiency bound for setting III is identical to the bound in Theorem 2.1, meaning that the additional Assumption 4 has no impact on the efficiency bound. This is because the Assumption 4 only imposes restrictions on the conditional distribution of R given S, T, X while the efficient influence function derived in Theorem 2.1 is orthogonal to the part of tangent space corresponding to that conditional distribution (see also remarks below Theorem 2.1). We also prove that the efficient influence functions in other settings are also orthogonal to parts of the tangent spaces corresponding to propensity scores, so that the resulting efficiency lower bounds are again invariant to the knowledge of the propensity scores. Moreover, even though we have access to surrogates for at least a subset of units in setting II and IV, their efficiency lower bounds do not depend on surrogates S . This means that surrogates cannot improve the efficiency of ATE estimation if surrogates are observed only when the primary outcome is already observed. Indeed, for units whose primary outcome is already observed, surrogates can provide no extra information for ATE, especially considering that we do not restrict the relationship between surrogates and the primary outcome at all. In contrast, for units whose primary outcome is missing, the observed surrogates do provide extra information, because under Assumptions 1 to 3, we can learn the relationship between surrogates and the primary outcome based on the labeled data and extrapolate it to the unlabeled data to impute the missing primary outcome.

Corollary 2.1. *Suppose Assumptions 1 to 4 hold. Then:*

1. *The efficiency gain from observing the surrogates on all units is measured by*

$$V_I^* - V_{III}^* = \mathbb{E} \left[\sum_{t \in \{0,1\}} \frac{1 - r^*(t, X)}{(te^*(X) + (1 - t)(1 - e^*(X)))r^*(t, X)} \text{Var}[\tilde{\mu}^*(t, X, S(t)) \mid X] \right].$$

(Note $\text{Var}[\tilde{\mu}^*(t, X, S(t)) \mid X] = \text{Var}[\mathbb{E}[Y(t) \mid X, S(t)] \mid X]$ for $t = 0, 1$.)

2. *The information loss due to not fully observing the primary outcome is measured by*

$$V_{III}^* - V_{IV}^* = \mathbb{E} \left[\sum_{t \in \{0,1\}} \frac{1 - r^*(t, X)}{(te^*(X) + (1 - t)(1 - e^*(X)))r^*(t, X)} \text{Var}[Y(t) \mid X, S(t)] \right].$$

3. *Observing additional surrogates on the labeled data alone provides no improvement, that is,*
 $V_I^* = V_{II}^*.$

Corollary 2.1 quantifies the optimal efficiency gain from surrogates, and the efficiency gap to the ideal setting where the primary outcome is fully observed. It shows that the efficiency benefits of surrogates depend on two factors: the predictiveness of the surrogates with respect to the primary outcome and the extent of missingness of the primary outcome.

Predictiveness of the surrogates. The efficiency gain due to surrogates (i.e., $V_I^* - V_{III}^*$) positively depends on the term $\text{Var}[\tilde{\mu}^*(t, X, S(t)) \mid X] = \text{Var}[\mathbb{E}[Y(t) \mid X, S(t)] \mid X]$ for $t \in \{0, 1\}$

(see Lemma F.1). This means that the efficiency gain due to surrogates depends on the variations of the primary outcome that can be explained by surrogates but not by pre-treatment covariates. Similarly, the efficiency loss compared to the ideal setting (i.e., $V_{\text{III}}^* - V_{\text{IV}}^*$) positively depends on $\text{Var}[Y(t) | X, S(t)]$ for $t = 0, 1$, i.e., the residual variations of the primary outcome that cannot be explained by either the surrogates or the pre-treatment covariates. This means that the more predictive the surrogates are, the more efficiency improvement can be achieved by leveraging the surrogates (i.e., larger $V_{\text{I}}^* - V_{\text{III}}^*$), and the closer the efficiency bound is to the ideal limit with fully observed primary outcome (i.e., smaller $V_{\text{III}}^* - V_{\text{IV}}^*$). At one extreme, if $\text{Var}[Y(t) | X, S(t)] = 0$, i.e., outcomes are given by an (unknown) deterministic function of surrogates and covariates, then observing surrogates is equivalent to observing the primary outcome, and thus $V_{\text{III}}^* = V_{\text{IV}}^*$. At the other extreme, if $Y(t) \perp S(t) | X$, then surrogates have no predictive power at all and we have $\text{Var}[\tilde{\mu}^*(t, X, S(t)) | X] = 0$, so there is no benefit to observing surrogates and $V_{\text{III}}^* = V_{\text{I}}^*$. In between these extremes, we have $V_{\text{I}}^* < V_{\text{III}}^* < V_{\text{IV}}^*$.

Missingness of the primary outcome. Both quantities in Corollary 2.1 increase with the odds of not labeling the outcome, i.e., $(1 - r^*(1, X))/r^*(1, X)$ and $(1 - r^*(0, X))/r^*(0, X)$, so they decrease with the labeling propensity scores $r^*(1, X)$ and $r^*(0, X)$. This means that when the primary outcome is less missing (i.e., overall higher labeling propensity scores), the efficiency gains from additionally observing surrogates or the primary outcome both decrease. Indeed, if the primary outcome is already observed for most of the units, then the room for extra efficiency gain from observing surrogates (or, from observing more primary outcomes, for that matter) is small.

The efficiency analysis above provides important guidelines on when leveraging surrogates can improve the efficiency of ATE estimation. It shows that surrogates are particularly beneficial for ATE estimation when (1) surrogates can account for large variations of the primary outcome that cannot be explained by the pre-treatment covariates, and (2) the primary outcome for a large number of units is missing.

In Appendix C, we further extend the analyses of this subsection to allow for additional missingness patterns. Specifically, in the setting II with partially observed surrogates, the missingness patterns for the surrogates and the primary outcome are identical. In Appendix C, we further allow the number of surrogate observations to be anywhere between those in setting I and setting II or between those in setting II and setting III.

2.3 Aside: Other Target Populations

In the above we considered our estimand to be the ATE on the whole population described by \mathbb{P}^* . To identify this estimand, we require the treatment assignment to be unconfounded on the whole population (Assumption 1). According to Lemma 2.2, under the missing-at-random assumptions in Assumptions 2 and 4, the whole-population unconfoundedness Assumption 1 amounts to unconfoundedness on both the labelled ($R = 1$) and unlabelled ($R = 0$) subpopulations, separately.

We could easily consider the ATE on other target populations, for example, $\mathbb{E}[Y(1) - Y(0) | R = i]$ for either $i = 0, 1$, that is, the ATE on the unlabeled or labeled subpopulation. We may be interested in $\delta_1^* = \mathbb{E}[Y(1) - Y(0) | R = 1]$ if, for example, the unlabeled data is collected from an auxiliary source to augment a small study already involving the population of interest. Or, we may be interested in $\delta_0^* = \mathbb{E}[Y(1) - Y(0) | R = 0]$ if the unlabelled data are easier to collect and more representative of the population of interest. For these alternative estimands, we only need the treatment assignment to be unconfounded for the target population of interest.

When the target is the ATE on the labelled population δ_1^* , we only need unconfoundedness on the labelled population, i.e., $Y(t) \perp T | X, R = 1$. Moreover, we only need strict overlap assumption on the treatment assignment (namely, Equation (8) in Assumption 3). In particular, the missing-at-

random assumptions in Assumptions 2 and 4 are not required. In this case, the surrogates are not useful since we already fully observe the primary outcome in the labelled population of interest. The semiparametric efficiency analysis of δ_1^* immediately follow from restricting the analysis in Hahn [1998] to the labelled subpopulation.

When the target is the ATE on the unlabelled population δ_0^* , we only need unconfoundedness on the unlabelled population. In the following theorem, we show the identification of δ_0^* and its semiparametric efficiency bound.

Theorem 2.3. *If $(Y(t), S(t)) \perp T \mid X, R = 0$ and Assumptions 2 and 3 hold, then*

$$\begin{aligned} \delta_0^* = & \mathbb{E} [\mathbb{E} [\mathbb{E} [Y \mid S, X, T = 1, R = 1] \mid X, T = 1, R = 0] \mid R = 0] \\ & - \mathbb{E} [\mathbb{E} [Y \mid S, X, T = 0, R = 1] \mid X, T = 0, R = 0] \mid R = 0]. \end{aligned} \quad (13)$$

The corresponding semiparametric efficiency bound is $V_0^ = \mathbb{E} [\psi_0^2(W; \delta_0^*)]$, where*

$$\begin{aligned} \psi_0(W; \delta_0^*) = & \frac{1 - R}{\mathbb{P}(R = 0)} (\mu_0^*(1, X) - \mu_0^*(0, X) - \delta_0^*) \\ & + \frac{1 - R}{\mathbb{P}(R = 0)} \frac{T - e^*(0, X)}{e^*(0, X)(1 - e^*(0, X))} (\tilde{\mu}^*(T, X, S) - \mu_0^*(T, X)) \\ & + \frac{R}{\mathbb{P}(R = 0)} \frac{\mathbb{P}(R = 0 \mid S, X, T)}{\mathbb{P}(R = 1 \mid S, X, T)} \frac{T - e^*(0, X)}{e^*(0, X)(1 - e^*(0, X))} (Y - \tilde{\mu}^*(T, X, S)), \end{aligned}$$

and $\mu_0^*(t, x) = \mathbb{E}[\tilde{\mu}^*(T, X, S) \mid X = x, T = t, R = 0]$, $e^*(0, X) = \mathbb{P}(T = 1 \mid R = 0, X)$.

Based on the efficient influence function in Theorem 2.3, we can easily adapt our estimation method in Section 3 to construct efficient estimators for the parameter δ_0^* .

Below, we show that the conclusions in Theorem 2.3 also hold under an alternative set of identification assumptions. We then relate these assumptions to those in Athey et al. [2020].

Proposition 2.1. *If $Y(t) \perp T \mid X, S(t), R = 1$, $S(t) \perp T \mid X, R = 0$ and $Y(t) \perp R \mid X, S(t)$ and Assumption 3, then the conclusions in Theorem 2.3 still hold.*

In contrast to Theorem 2.3, which assumes a full unconfoundedness assumption on only the unlabeled subpopulation, Proposition 2.1 assumes two conditions related to the confoundedness on the labeled and unlabeled sub-populations separately. These alternative assumption are closely related to the assumptions in Athey et al. [2020] that combine experimental and observational data to estimate long term treatment effects. In their setting, the observational data record observations of both short-term and long-term outcomes, but the experimental data record observations of only short-term outcomes. We can re-interpret our labeled ($R = 1$) data as their observational data, our unlabeled data ($R = 0$) as their experimental data, and our surrogates S and primary outcome Y as their short-term and long-term outcomes, respectively. Then the assumptions in Proposition 2.1 recover the identification assumptions in Athey et al. [2020]. Specifically, the condition $Y(t) \perp T \mid X, S(t), R = 1$ corresponds to their “latent unconfoundedness” condition. The condition $S(t) \perp T \mid X, R = 0$ corresponds to their unconfoundedness condition on the experimental data, and the condition $Y(t) \perp R \mid X, S(t)$ corresponds to their external validity condition. As a result, Theorem 2.3 also applies to the average treatment effect over the experimental population in the setting of Athey et al. [2020]. This efficiency analysis for the problem of Athey et al. [2020] matches that in the Online Causal Inference Seminar discussion of that paper by the present authors¹ and the subsequent Chen and Ritzwoller [2023] (see their Theorem B.2).

¹<https://sites.google.com/view/ocis/past-talks/summer-2021-talks>

In this paper, we are more interested in the conditions in Theorem 2.3 than the setting of Athey et al. [2020], since our aim is to study the efficiency gains from surrogate observations when the treatment is unconfounded and identification is not the primary problem. Although the assumptions in Proposition 2.1 happen to justify the same identification formula and they can be re-interpreted as conditions in Athey et al. [2020], they are not the focus of our paper. Specifically, Athey et al. [2020] need the short-term outcomes to achieve identification with a confounded observational study. In contrast, we directly assume unconfoundedness on the labeled population, so we do not even need surrogates to achieve identification, but instead consider surrogates from an efficiency perspective.

3 Treatment Effect Estimator

In this section we develop our treatment effect estimator that efficiently leverages surrogates and achieves the bound derived in Section 2.1. We first show how to construct the estimator in Section 3.1. Then we establish the asymptotic guarantees for our estimator in Section 3.2.

3.1 Constructing an Efficient Estimator

Our analysis in Section 2.1 not only provides the efficiency bound for ATE estimation, but also guides us directly in the construction of an efficient estimator. In particular, Theorem 2.1 suggests one hypothetical estimator if the nuisance parameters $\eta^* = (e^*, r^*, \tilde{\mu}^*, \mu^*)$ were known: specifically, the efficient influence function itself in Eq. (11) gives the estimator $\hat{\delta}_0$ that solves the following estimating equation:

$$\frac{1}{N} \sum_{i=1}^N \psi(W_i; \hat{\delta}_0, \eta^*) = 0. \quad (14)$$

It is then easy to verify by the Central Limit Theorem that $\sqrt{N}(\hat{\delta}_0 - \delta^*) \xrightarrow{d} \mathcal{N}(0, V^*)$, which validates the efficiency of $\hat{\delta}_0$.

However, in practice, we do not know the nuisance parameters, so the estimator $\hat{\delta}_0$ is infeasible. Instead, our approach will be to construct some nuisance parameter estimators $\hat{\eta} = (\hat{e}, \hat{r}, \hat{\mu}, \hat{\tilde{\mu}})$ first, and then plug them into Eq. (14) in place of η^* . We could estimate η^* using parametric models (e.g., generalized linear models), but this could risk model misspecification and lead to inconsistent estimates. This is particularly a concern when either covariates X or surrogates S are rich, which should normally be regarded as a good thing as it can make Assumption 1 more defensible as well as increase surrogates' predictiveness and hence the efficiency gains from surrogate observations. Hence, we prefer flexible machine learning estimators that avoid restrictive parametric assumptions on the nuisance parameters to avoid misspecification error. For example, estimating e^*, r^* amounts to learning conditional probabilities from binary classification data, and estimating $\mu^*, \tilde{\mu}^*$ is essentially learning two regression functions. For both tasks many successful machine learning methods exist [e.g., Breiman, 2001, Chen and Guestrin, 2016, Goodfellow et al., 2016].

Although flexible machine learning estimators are less prone to model misspecification, we must be careful that their slow convergence and possible biases do not impact our estimator badly so that the resulting feasible ATE estimator is still root- N consistent and asymptotically normal, just like the hypothetical estimator in Eq. (14). Luckily, the efficient influence function we derive in Eq. (11) has a special multiplicative bias structure that makes it insensitive to errors in η^* .

Lemma 3.1. *There exists a universal constant $c_0 > 0$ that only depends on ϵ , such that for any $\eta_0 = (e_0, r_0, \tilde{\mu}_0, \mu_0)$ with e_0, r_0 satisfying Assumption 3 and any δ ,*

$$\begin{aligned} & |\mathbb{E}[\psi(W; \delta, \eta_0) - \psi(W; \delta, \eta^*)]| \\ & \leq c_0 (\|e_0 - e^*\|_2 \|\mu_0 - \mu^*\|_2 + \|r_0 - r^*\|_2 \|\tilde{\mu}_0 - \tilde{\mu}^*\|_2 + \|e_0 - e^*\|_2 \|\tilde{\mu}_0 - \tilde{\mu}^*\|_2). \end{aligned}$$

Lemma 3.1 suggests that replacing η^* with $\hat{\eta}$ in Eq. (14), our estimate remains consistent even if some nuisance estimates are inconsistent (see Theorem 3.1 below). More crucially, Lemma 3.1 suggests that if all nuisance estimators are consistent but converge slowly, then the overall error in using $\hat{\eta}$ in place of η^* in Eq. (14) will converge as the product of the slow rates. If this product is faster than the $O_p(N^{-1/2})$ convergence of $\hat{\delta}_0$ itself, e.g., each rate is $o_p(N^{-1/4})$, then our feasible estimator will asymptotically behave the same as the infeasible one (see Theorem 3.2 below for the formal statements). The property shown in Lemma 3.1 implies the Neyman orthogonality property that plays a central role in the recent debiased machine learning literature [e.g., Chernozhukov et al., 2018, Newey and Robins, 2018].

To construct our estimator, we further employ cross-fitting in nuisance estimation. We divide the data into multiple folds, use data in all but one fold to estimate nuisances, and apply the estimated nuisance only to the hold-out fold. This technique prevents each nuisance estimator from overfitting to the data where it is evaluated, and eschews stringent Donsker conditions on the nuisance estimators, which has been widely used in semiparametric estimation [e.g., Chernozhukov et al., 2018, Zheng and Laan, 2011].

Definition 2 (Cross-fitted Estimator). *Let K be a fixed positive interger. Take K -fold random partitions $\{\mathcal{I}_k^l\}_{k=1}^K$ and $\{\mathcal{I}_k^u\}_{k=1}^K$ of the labeled and unlabeled index sets \mathcal{I}^l and \mathcal{I}^u respectively. Then $\{\mathcal{I}_k = \mathcal{I}_k^l \cup \mathcal{I}_k^u\}_{k=1}^K$ constitutes a K -fold random partition of the whole index set $\{1, \dots, N\}$. For each $k = 1, \dots, K$, we define $\mathcal{I}_k^c = \{1, \dots, N\} \setminus \mathcal{I}_k$ and use all but the k th fold data to train machine learning estimators for the nuisance parameters: $\hat{\eta}_k = \hat{\eta}(\{W_i\}_{i \in \mathcal{I}_k^c})$. The final ATE estimator is $\hat{\delta}$ that solves the following equation:*

$$\frac{1}{K} \sum_{k=1}^K \hat{\mathbb{E}}_k \left[\psi(W; \hat{\delta}, \hat{\eta}_k) \right] = \frac{1}{K} \sum_{k=1}^K \frac{1}{|\mathcal{I}_k|} \sum_{i \in \mathcal{I}_k} \psi(W_i; \hat{\delta}, \hat{\eta}_k) = 0, \quad (15)$$

where $\hat{\mathbb{E}}_k$ denotes the sample average over the k^{th} fold. This estimator can be also written as

$$\begin{aligned} \hat{\delta} = \frac{1}{K} \sum_{k=1}^K \hat{\mathbb{E}}_k & \left[\hat{\mu}_k(1, X) - \hat{\mu}_k(0, X) + \frac{T - \hat{e}_k(X)}{\hat{e}_k(X)(1 - \hat{e}_k(X))} (\hat{\mu}_k(T, X, S) - \hat{\mu}_k(T, X)) \right. \\ & \left. + \frac{TR}{\hat{e}_k(X)\hat{r}_k(1, X, S)} (Y - \hat{\mu}_k(1, X, S)) - \frac{(1 - T)R}{(1 - \hat{e}_k(X))\hat{r}_k(0, X, S)} (Y - \hat{\mu}_k(0, X, S)) \right]. \end{aligned}$$

3.2 Asymptotic Properties of the Estimator

In this section we establish the insensitivity of our estimator to the nuisance estimation errors. Namely, we establish both a double robustness property as well as efficiency. We then proceed to use our results to also construct valid confidence intervals.

Our results will depend on the asymptotic behavior of our nuisance estimates, $\hat{\eta}_k$. To state our results, we use the next assumption to define both the limit point of the estimates and the convergence rate. Note it is only an “assumption” once we specify a certain limit point and rate. In particular, the below allows the nuisance estimators to be misspecified in that the limit point η_0 need not be equal to η^* .

Assumption 5 (Nuisance Estimator Convergence Rate). *For $k = 1, \dots, K$, the nuisance estimators $\hat{\eta}_k = (\hat{e}_k, \hat{r}_k, \hat{\mu}_k, \hat{\tilde{\mu}}_k)$ converge to their limit $\eta_0 = (e_0, r_0, \mu_0, \tilde{\mu}_0)$ in mean squared error at the following rates:*

$$\|\hat{e}_k - e_0\|_2 = O_p(\rho_{N,e}), \quad \|\hat{r}_k - r_0\|_2 = O_p(\rho_{N,r}), \quad \|\hat{\mu}_k - \mu_0\|_2 = O_p(\rho_{N,\mu}), \quad \|\hat{\tilde{\mu}}_k - \tilde{\mu}_0\|_2 = O_p(\rho_{N,\tilde{\mu}}).$$

Furthermore, the propensity score estimators and their asymptotic limits are almost surely bounded: $\hat{e}_k(X), e_0(X) \in [\epsilon, 1 - \epsilon]$ and $\hat{r}_k(X), r_0(X) \in [\epsilon, 1]$ with probability 1.

We further assume the following boundedness on the variance of the primary outcome.

Assumption 6 (Bounded Moments). *There exist constants $C > 0$, $q > 2$ such that*

$$\begin{aligned} \|\text{Var}\{Y \mid X, S, T\}\|_\infty &\leq C, \quad \|\text{Var}\{Y \mid X, T\}\|_\infty \leq C, \\ \|\text{Var}\{\tilde{\mu}^*(T, X, S) \mid T, X\}\|_\infty &\leq C, \quad \|Y(1)\|_q \vee \|Y(0)\|_q \leq C. \end{aligned}$$

Our next result establishes formally the doubly robust property of our estimator $\hat{\delta}$.

Theorem 3.1 (Double Robustness). *Given Assumptions 1 to 3, 5 and 6, if we further assume that $\rho_{N,e}, \rho_{N,r}, \rho_{N,\mu}, \rho_{N,\tilde{\mu}}$ are all $o(1)$, $(\tilde{\mu}_0 - \tilde{\mu}^*)(r_0 - r^*) = 0$, $(\tilde{\mu}_0 - \tilde{\mu}^*)(e_0 - e^*) = 0$, $(\mu_0 - \mu^*)(e_0 - e^*) = 0$, and the asymptotic bias $\|\tilde{\mu}_0 - \tilde{\mu}^*\|$ and $\|\mu_0 - \mu^*\|$ of the outcome regressions are almost surely bounded by the positive constant C , then $\hat{\delta} \xrightarrow{P} \delta^*$ as $N \rightarrow \infty$.*

Theorem 3.1 states that the proposed estimator converges to the true ATE, as long as all nuisance estimators converge to a limit point and at least one of the limit points, but not necessarily both, in each pair of $(\tilde{\mu}_0, r_0)$, (μ_0, e_0) , and $(\tilde{\mu}_0, e_0)$ is equal to the corresponding true value. Thus the consistency of our estimator does not require all nuisance parameters to be correctly estimated, nor the knowledge of which one is correctly estimated. This means that our estimator is robust to misspecification errors of estimating some nuisance parameters, as long as the rest are consistently estimated. This property is called “double robustness” in causal inference literature [e.g., Scharfstein et al., 1999, Kang et al., 2007].

Our next result formalizes the notion that slow convergence rates in nuisance estimation multiply, causing the effect of estimating nuisances to be negligible in analyzing $\hat{\delta}$ and its first-order behavior to be similar to $\hat{\delta}_0$ that uses the true nuisances.

Theorem 3.2 (Asymptotic Normality). *Under assumptions in Theorem 3.1, if we assume $\max\{\rho_{N,r}, \rho_{N,\tilde{\mu}}, \rho_{N,e}, \rho_{N,\mu}\} = o(N^{-1/2})$, and that all nuisance components are correctly specified so that $\tilde{\mu}_0 - \tilde{\mu}^* = r_0 - r^* = \mu_0 - \mu^* = e_0 - e^* = 0$, then as $N \rightarrow \infty$,*

$$\sqrt{N}(\hat{\delta} - \delta^*) \xrightarrow{d} \mathcal{N}(0, V^*),$$

where V^* is the efficiency lower bound in Theorem 2.1.

Theorem 3.2 further shows that if all nuisance estimators converge to the truth at sufficiently fast rate, then the proposed estimator $\hat{\delta}$ converges at rate $O_p(N^{-1/2})$, and it is asymptotically normal with the efficiency lower bound V^* as its limiting variance. The rate requirement is lax and can be satisfied even if all nuisance estimators converge to true values at $o_p(N^{-1/4})$ rates, i.e., much slower than the parametric rate $O_p(N^{-1/2})$. Notably, we do not restrict the nuisance estimators to Donsker or bounded entropy classes [van der Vaart, 1998], thereby permitting flexible machine learning methods. Moreover, the product rate condition allows estimators converging at faster rate to compensate for those converging at slower rate. For example, if we have strong domain

knowledge about the labeling process and treatment assignment process (e.g., in a randomized experiment with two-phase sampling design) so that we can estimate the labeling propensity score r^* and treatment propensity score e^* at very fast rate, then we can allow for very flexible regression estimators $\hat{\mu}, \hat{\hat{\mu}}$ that converge at slow rates. Therefore, the estimation errors of machine learning nuisance estimators may not undermine the asymptotic behavior of our ATE estimator and it can still achieve the efficiency bound of Theorem 2.1 similarly to the infeasible estimator $\hat{\delta}_0$.

In the next result we propose a way to consistently estimate the efficient variance, V^* , which immediately lends itself to confidence interval construction.

Theorem 3.3 (Confidence Interval). *Under the assumptions in Theorem 3.2,*

$$\hat{V} = \frac{1}{K} \sum_{k=1}^K \hat{\mathbb{E}}_k[\psi^2(W; \hat{\delta}, \hat{\eta}_k)] \xrightarrow{P} V^* \text{ as } N \rightarrow \infty.$$

Consequently, the following $(1 - \alpha) \times 100\%$ confidence interval

$$\text{CI} = (\hat{\delta} - \Phi^{-1}(1 - \alpha/2)(\hat{V}/N)^{1/2}, \hat{\delta} + \Phi^{-1}(1 - \alpha/2)(\hat{V}/N)^{1/2}) \quad (16)$$

with Φ as the cumulative density function of standard normal distribution satisfies that

$$\mathbb{P}(\delta^* \in \text{CI}) \rightarrow 1 - \alpha \text{ as } N \rightarrow \infty.$$

Theorem 3.3 shows that under the same conditions, we can consistently estimate the efficiency lower bound by forming the sample analogue of $\mathbb{E}[\psi^2(W; \delta^*, \eta^*)]$ with cross-fitting nuisance estimators and the proposed estimator $\hat{\delta}$. The resulting confidence interval in Eq. (16) asymptotically achieves correct coverage probability. Also, since the proposed estimator $\hat{\delta}$ asymptotically achieves the smallest possible variance, the confidence interval in Eq. (16) tends to be shorter than confidence intervals based on less efficient estimators.

4 Extension: Very Large Unlabeled Data

In this section, we consider the setting where the size of unlabeled data is much larger than the size of the labeled data, i.e., $N_u \gg N_l$. This setting is practically relevant since the number of units being followed in a study with labeled outcome may often be much smaller than the massive amount of unlabeled data cheaply collected from existing databases, such as from electronic medical records [Cheng et al., 2021]. Despite its practical relevance, this setting cannot be directly accommodated by our efficiency and estimation theory in Sections 2 and 3. This is because previous results all hinge on the overlap condition (9) in Assumption 3, which implies that the marginal labeling probability is positive, $\mathbb{P}(R = 1) \geq \epsilon$, and thus $N_u \asymp N_l$ with high probability. This rules out the setting with many more unlabeled data, that is, $N_u \gg N_l$ and $\mathbb{P}(R = 1) = 0$. In fact, in the very-many-unlabeled-data setting, we can show that $r^*(T, X, S) = 0$ almost surely (Lemma F.3), so previous efficiency lower bounds based on $1/r^*$ are invalid. Despite these drastic differences, we will show that essentially the same efficiency results and estimation strategy actually still apply in the very-many-unlabeled-data setting, as long as we change the perspective and scaling appropriately.

4.1 Efficiency Analysis

To accommodate this setting, we change the efficiency considerations mainly in two aspects. First, instead of using r^* , we characterize efficiency in terms of the following density ratio:

$$\lambda^*(S, X, t) := \frac{f^*(S, X \mid T = t)}{f^*(S, X \mid T = t, R = 1)}, \text{ for } t = 0, 1, \quad (17)$$

where $f^*(\cdot \mid T = t, R = \cdot)$ and $f^*(\cdot \mid T = t)$ are the conditional density functions of S and X corresponding to the target distribution \mathbb{P} . In particular, in the limit that $\mathbb{P}(R = 1) = 0$ (meaning that the unlabeled data dominates the whole data) we further have

$$\lambda^*(S, X, t) = \lambda_0^*(S, X, t) := \frac{f^*(S, X \mid T = t, R = 0)}{f^*(S, X \mid T = t, R = 1)}. \quad (18)$$

Notably, this density ratio is well-defined and bounded as long as the distribution of S, X on the labeled and unlabeled data overlap sufficiently, even if $N_l \ll N_u$ and $\mathbb{P}(R = 1) = 0$.²

Second, we will characterize convergence rates of ATE estimators in terms of the labeled data size N_l instead of the total sample size N . This is crucial since, in the current setting, the size of the labeled data becomes the bottleneck for accurate ATE estimation, noting that the primary outcome observed in the labeled data is the primary source of information on the ATE, but its sample size, N_l , is on a different scale than the total sample size, N .

Since $N_l \ll N_u$, from the perspective of the behavior as $N_l \rightarrow \infty$, the size of the unlabeled dataset appears infinitely larger and thus its distribution, i.e., the distribution of (X, T, S) given $R = 0$, appears virtually known. Moreover, in the asymptotic limit, the labeled dataset is negligible, and the combined dataset is virtually identical to the unlabeled dataset ($N_u/N \rightarrow 1$). Thus the unconditional distribution of (X, T, S) is in the limit identical to their conditional distribution given $R = 0$. Therefore, the unconditional distribution of (X, T, S) can also be viewed as known from the perspective of labeled data. The semiparametric efficiency lower bound for ATE from this perspective is formalized in the following theorem.

Theorem 4.1. *Consider the data consisting of i.i.d. draws from the unknown conditional distribution of (X, T, S, Y) given $R = 1$. Suppose Assumptions 1 and 2 hold, $\lambda^*(S, X, t) < \infty$ almost surely for $t = 0, 1$, and $\mathbb{P}(T = 1 \mid R = 1, X, S) \in (\epsilon', 1 - \epsilon')$ almost surely for some $\epsilon' \in (0, 1/2)$. Then the semiparametric efficiency lower bound for the ATE parameter with respect to a known unconditional distribution of (X, T, S) is $\hat{V}^* = \mathbb{E}[\tilde{\psi}^2(W; \delta^*, \tilde{\eta}^*) \mid R = 1]$, where the new nuisance functions are $\tilde{\eta}^* = (e^*, \lambda^*, \tilde{\mu}^*, \mu^*)$ and*

$$\begin{aligned} \tilde{\psi}(W; \delta^*, \tilde{\eta}^*) = & \frac{T\lambda^*(S, X, T)}{e^*(X)} \frac{\mathbb{P}(T = 1)}{\mathbb{P}(T = 1 \mid R = 1)} (Y - \tilde{\mu}^*(1, X, S)) \\ & - \frac{(1 - T)\lambda^*(S, X, T)}{1 - e^*(X)} \frac{\mathbb{P}(T = 0)}{\mathbb{P}(T = 0 \mid R = 1)} (Y - \tilde{\mu}^*(0, X, S)). \end{aligned} \quad (19)$$

Theorem 4.1 does not assume the full overlap condition in Assumption 3 that excludes the very-many-unlabeled-data setting. Instead, it only assumes a treatment overlap condition on the labeled data, which can be shown to be weaker than Assumption 3 (Appendix F.5 Proposition F.1). Moreover, Theorem 4.1 assumes the MAR assumptions in Assumption 2, which strictly generalizes the results in Cheng et al. [2021] under the more restrictive MCAR condition. This generalization is possible mainly because we formulate the efficiency lower bound in terms of the density ratio, as opposed to the inverse labeling propensity score formulation that is more commonly used but ill-defined in the current setting.

One may wonder the connection between the efficiency bound in Theorem 4.1 and those in Section 2 when the overlap condition in Assumption 3 holds. This connection is revealed by following proposition that rescales the efficiency bound in Theorem 2.1.

²We use the conditional distribution given $R = 1$ to denote the distribution from which the labeled data is sampled. It is well-defined even though $\mathbb{P}(R = 1) = 0$. In Section 4.2, we will rationalize this choice by an observation model where the chance of labeling a data point is strictly positive but it converges to 0 as the sample size grows to ∞ .

Proposition 4.1. *Suppose Assumptions 1 to 3 holds and let V^* and \tilde{V}^* be the semiparametric efficiency lower bounds given in Theorems 2.1 and 4.1, respectively. Then for any asymptotically efficient estimator $\hat{\delta}$ such that $\sqrt{N}(\hat{\delta} - \delta^*) \xrightarrow{d} \mathcal{N}(0, V^*)$ as $N \rightarrow \infty$, we have $\sqrt{N_l}(\hat{\delta} - \delta^*) \xrightarrow{d} \mathcal{N}(0, \mathbb{P}(R=1)V^*)$, where $\mathbb{P}(R=1)V^*$ has the following decomposition:*

$$\begin{aligned} \mathbb{P}(R=1)V^* = & \tilde{V}^* + \mathbb{P}(R=1)\mathbb{E}\left[(\mu^*(1, X) - \mu^*(0, X) - \delta^*)^2\right] \\ & + \mathbb{P}(R=1)\mathbb{E}\left[\left(\frac{T - e^*(X)}{e^*(X)(1 - e^*(X))}(\tilde{\mu}^*(T, X, S) - \mu^*(T, X))\right)^2\right]. \end{aligned}$$

According to Proposition 4.1, the efficiency bound in Theorem 2.1, when rescaled according to the size of labeled data, can be decomposed into the efficiency bound in Theorem 4.1 and some additional terms. These additional terms quantify the intrinsic estimation uncertainty due to not knowing the distribution of (X, T, S) . Notably, the additional terms vanish as $\mathbb{P}(R=1) \rightarrow 0$, so the efficiency bound in Theorem 4.1 can be viewed as a limit of the efficiency bound in Theorem 2.1. This means that essentially the same efficiency results reign in both the regime in Section 2 and the very-large-unlabeled-data setting in this section.

We can also extend Theorem 4.1 and Proposition 4.1 to the ATE parameter on the unlabelled population δ_0^* in Section 2.3. In fact, the same efficiency lower bound applies to δ_0^* . In the current setting, where unlabelled dataset dominates the combined dataset, the unlabeled and combined population distributions become identical in the limit. Consequently, the corresponding ATEs δ_0^* and δ^* are also identical and share the same asymptotic efficiency bound. The extensions are formally stated in Appendix D.3. As mentioned in Section 2.3, the δ_0^* parameter can be reinterpreted as long-term treatment effect for the experimental population in the setting of Athey et al. [2019]. Therefore, our efficiency analysis indirectly provides the corresponding efficiency bound when the experimental dataset is much larger than the observational dataset. This complements the analyses in Chen and Ritzwoller [2023], which focus exclusively on two datasets of comparable size.

Although the condition of exactly knowing the distribution of (X, T, S) in Theorem 4.1 seems idealized, we will confirm in the next subsection that this indeed characterizes the role of unlabeled data in an asymptotic sense from the perspective of labeled data. In particular, we will show that essentially the same estimator in Definition 2 can still attain the efficiency bound under appropriate conditions.

4.2 Asymptotically Efficient Estimator

Our efficiency analysis above is asymptotic, where asymptotically we have $N_l \ll N_u$ and hence $\mathbb{P}(R=1) = 0$. In terms of estimation from an actual finite sample, however, we do have some labeled data, albeit much less than unlabeled data. Therefore, the observation model of having N i.i.d. draws from \mathbb{P} is inappropriate as it implies that we observe no outcome data with probability 1, which would make estimation impossible.

We consider a different observation model that allows for the marginal probability of labeling, which we denote as π_N , to vary with the total sample size N . We require that $\pi_N > 0$, $\pi_N \rightarrow 0$ and that the expected labeled sample size $\bar{N}_l = \pi_N N$ grows to ∞ as $N \rightarrow \infty$. We then consider the observation model where we have N i.i.d. draws, for each of which with probability π_N we sample the observation from the fixed conditional distribution of (X, T, S, Y) given $R=1$ and with probability $1 - \pi_N$ we sample from the fixed conditional distribution given $R=0$. That is, we define $\mathbb{P}^{(N)}(\mathcal{E}) = \mathbb{P}(\mathcal{E} \mid R=1)\pi_N + \mathbb{P}(\mathcal{E} \mid R=0)(1 - \pi_N)$ for any event \mathcal{E} measurable with respect to (X, T, S, Y) and we observe N i.i.d. draws from $\mathbb{P}^{(N)}$. This means that the data distribution could change with the sample size N only because of the labling probability π_N , but the conditional

distributions given $R = 1$ and $R = 0$ do not change with the sample size N . This specification has the same spirit as the observation model in Zhang et al. [2021]. It aptly models the regime of interest: the labeled data are always available in finite sample, and asymptotically its absolute size grows to infinity despite the fact that its relative size as a fraction of N vanishes as $N \rightarrow \infty$. In fact, this specification is very general: it can accommodate both the current setting by letting $\pi_N \rightarrow 0$, and the original setting (see Section 1.1) by letting $\pi_N = \mathbb{P}(R = 1) > 0$.

Under this observation model, we have a fixed density ratio λ_0^* as given in Equation (18), but we have a finite-sample counterpart λ_N^* for the limiting density ratio λ^* in Equation (17):

$$\lambda_N^*(S, X, t) = (1 - \pi_{N,t})\lambda_0^*(S, X, t) + \pi_{N,t}, \quad (20)$$

$$\text{where } \pi_{N,t} = \mathbb{P}^{(N)}(R = 1 \mid T = t) = \frac{\mathbb{P}(T = t \mid R = 1) \pi_N}{\mathbb{P}(T = t \mid R = 1) \pi_N + \mathbb{P}(T = t \mid R = 0) (1 - \pi_N)}.$$

The finite-sample density ratio λ_N^* is well-defined and bounded whenever the labeled and unlabeled data distributions sufficiently overlap so that λ_0^* is well-defined and bounded.

Our observation model also induces the following N -dependent labeling propensity score

$$r_N^*(t, X, S) := \mathbb{P}^{(N)}(R = 1 \mid T = t, X, S) = \frac{\pi_{N,t}}{\lambda_N^*(S, X, t)}, \quad (21)$$

and similarly a treatment propensity score $e_N^*(X) := \mathbb{P}^{(N)}(T = 1 \mid X)$. When the density ratio $\lambda_0^*(S, X, t) < \infty$ almost surely and $\pi_{N,t} > 0$ for any finite N , the induced labeling propensity score typically satisfies $r_N^*(t, X, S) > 0$. This means that although in the limit $r^*(t, X, S) = 0$ almost surely, we have $r_N^*(t, X, S) > 0$ for any finite N .

In Definition 2, we propose an ATE estimator $\hat{\delta}$ based on the semiparametric efficient influence function in Theorem 2.1. This ATE estimator needs nuisance estimators $\{\hat{e}_k, \hat{r}_k, \hat{\mu}_k, \hat{\tilde{\mu}}_k\}_{k=1}^K$ for the unknown functions $(e^*, r^*, \mu^*, \tilde{\mu}^*)$ in the setting with $N_l \asymp N_u$. According to Proposition 4.1, the efficiency bound in Theorem 2.1 is closely related to the efficiency bound in Theorem 4.1 for the very-large-unlabeled-data setting with $N_l \ll N_u$. It is natural to consider whether this estimator in Definition 2 also applies to the $N_l \ll N_u$ setting. Moreover, since the efficiency bound in Theorem 4.1 involves the density function λ^* , we may alternatively estimate the density ratio in order to estimate the average treatment effect. An estimator following this idea and Definition 2 is provided in the definition below.

Definition 3 (Revised Estimator). *We take the K -fold random partitions as in Definition 2, and analogously construct nuisance estimators $\hat{\eta}_k = (\hat{e}_k, \hat{\lambda}_k, \hat{\tilde{\mu}}_k, \hat{\mu}_k)$, $k = 1, \dots, K$ for the nuisance functions $\tilde{\eta}^* = (e^*, \lambda^*, \tilde{\mu}^*, \mu^*)$. We use $\hat{\pi}_N = N_l/N > 0$ to estimate the proportion of labeled data π_N and use $\hat{\nu}_1, \hat{\nu}_0$ to estimate the probability ratios $\nu_1^* := \mathbb{P}^{(N)}(T = 1) / \mathbb{P}(T = 1 \mid R = 1)$ and $\nu_0^* := \mathbb{P}^{(N)}(T = 0) / \mathbb{P}(T = 0 \mid R = 1)$ respectively. The revised ATE estimator is*

$$\begin{aligned} \hat{\delta}^{\text{rev}} = & \frac{1}{K} \sum_{k=1}^K \hat{\mathbb{E}}_k \left\{ \hat{\mu}_k(1, X) - \hat{\mu}_k(0, X) + \frac{T - \hat{e}_k(X)}{\hat{e}_k(X) (1 - \hat{e}_k(X))} (\hat{\tilde{\mu}}_k(1, X, S) - \hat{\mu}_k(1, X)) \right. \\ & \left. + \frac{TR}{\hat{e}_k(X)} \frac{\hat{\nu}_1 \hat{\lambda}_k(S, X, T)}{\hat{\pi}_N} (Y - \hat{\tilde{\mu}}_k(1, X, S)) - \frac{(1 - T)R}{1 - \hat{e}_k(X)} \frac{\hat{\nu}_0 \hat{\lambda}_k(S, X, T)}{\hat{\pi}_N} (Y - \hat{\tilde{\mu}}_k(0, X, S)) \right\}. \end{aligned}$$

The estimator $\hat{\delta}^{\text{rev}}$ is almost identical to the estimator $\hat{\delta}$ in Definition 2, except that it replaces the inverse of the estimated labeling propensity score $1/\hat{r}_k(t, X, S)$ in Definition 2 by the estimated density term $\hat{\nu}_t \hat{\lambda}_k(S, X, t)/\hat{\pi}_N$. In both $\hat{\delta}$ and $\hat{\delta}^{\text{rev}}$, the preliminary nuisance estimators $\hat{e}_k, \hat{\mu}_k, \hat{\tilde{\mu}}_k$ can be straightforwardly obtained by regressing the treatment T and the outcome Y on suitable

predictors like the covariates X and the short-term outcomes S , using the full data or the labeled data. The estimators \hat{r}_k and $\hat{\lambda}_k$ are more tricky, considering that the labeling variable R is very imbalanced in the current $N_l \ll N_u$ setting. In this subsection, we hypothesize some generic nuisance estimators \hat{r}_k and $\hat{\lambda}_k$ and investigate high-level conditions needed for the resulting estimators $\hat{\delta}$ and $\hat{\delta}^{\text{rev}}$ to be asymptotically normal and efficient. We will further study the construction of \hat{r}_k and $\hat{\lambda}_k$ in Section 4.3 and Section 5.2.

Again, we need to specify the convergence rates of the nuisance estimators.

Assumption 7 (Nuisance Estimator Convergence Rates, Cont'd). *For $k = 1, \dots, K$, the nuisance estimators $(\hat{e}_k, \hat{\mu}_k, \hat{\mu}_k^*, \hat{r}_k, \hat{\lambda}_k)$ converge to $(e_N^*, \mu^*, \tilde{\mu}^*, r_N^*, \lambda_N^*)$ at the following rates:*

$$\begin{aligned} \|\hat{e}_k - e_N^*\|_2 &= O_p(\rho_{N,e}), \quad \|\hat{\mu}_k - \mu^*\|_2 = O_p(\rho_{\bar{N}_l,\mu}), \quad \|\hat{\mu}_k^* - \tilde{\mu}^*\|_2 = O_p(\rho_{\bar{N}_l,\tilde{\mu}}), \\ \|r_N^*/\hat{r}_k - 1\|_2 &= O_p(\rho_{\bar{N}_l,r}), \quad \|\hat{\lambda}_k - \lambda_N^*\|_2 = O_p(\rho_{\bar{N}_l,\lambda}), \end{aligned}$$

where $\bar{N}_l = \pi_N N$ is the expected size of the labeled data. Furthermore, the treatment propensity score estimator is almost surely bounded: $\hat{e}_k(X) \in [\epsilon, 1 - \epsilon]$, and the labeling propensity score estimator $\hat{r}_k(t, S, X) > 0$ almost surely for $t \in \{0, 1\}$.

Assumption 7 is similar to Assumption 5 except in three aspects. First, the target of the propensity score estimators \hat{e}_k, \hat{r}_k are set as e_N^*, r_N^* , since these are the propensity scores induced by our observation model as we discuss above. Second, the error of the labeling propensity score estimator \hat{r}_k is quantified in terms of $\|r_N^*/\hat{r}_k - 1\|_2$ rather than $\|\hat{r}_k - r_N^*\|$ to properly characterize the convergence when r_N^* itself vanishes to 0. Third, the error rates in estimating $\tilde{\mu}, \tilde{\mu}^*, r_N^*, \lambda_N^*$ are indexed by the expected size of the labeled data \bar{N}_l rather than the full sample size N , since their estimation are all limited by the size of labeled data. In contrast, the error rate in estimating e_N^* is still indexed by N since \hat{e}_k can be obtained by regressing the treatment variable on the full data.

The following theorem derives the asymptotic distributions of the estimators in Definitions 2 and 3 when $N_l \ll N_u$, under suitable high-level nuisance estimation conditions.

Theorem 4.2. *Let $\hat{\delta}$ and $\hat{\delta}^{\text{rev}}$ be the estimators in Definitions 2 and 3 respectively and \tilde{V}^* be the efficiency bound in Theorem 4.1. Suppose assumptions in Theorem 4.1 and Assumption 7 hold, the expected proportion of labeled data π_N is strictly positive for any finite N while $\pi_N \rightarrow 0$, the expected size of labeled data $\bar{N}_l = \pi_N N \rightarrow \infty$ as $N \rightarrow \infty$, and mild moment regularity conditions given in Appendix D Assumption 9 also hold.*

1. *If $\rho_{\bar{N}_l,r}\rho_{\bar{N}_l,\tilde{\mu}} = o(\bar{N}_l^{-1/2})$, $\rho_{N,e}\rho_{\bar{N}_l,\mu} = o(\bar{N}_l^{-1/2})$, and $\rho_{N,e}\rho_{\bar{N}_l,\tilde{\mu}} = o(\bar{N}_l^{-1/2})$, then $\sqrt{\bar{N}_l}(\hat{\delta} - \delta^*) \xrightarrow{d} \mathcal{N}(0, \tilde{V}^*)$ as $N \rightarrow \infty$.*
2. *If $\max\{\rho_{\bar{N}_l,\lambda}, |\hat{\nu}_1 - \nu_1^*|, |\hat{\nu}_0 - \nu_0^*|, |\frac{r_N^*}{\hat{r}_N} - 1|\}\rho_{\bar{N}_l,\tilde{\mu}} = o(\bar{N}_l^{-1/2})$, $\rho_{N,e}\rho_{\bar{N}_l,\mu} = o(\bar{N}_l^{-1/2})$, and $\rho_{N,e}\rho_{\bar{N}_l,\tilde{\mu}} = o(\bar{N}_l^{-1/2})$, then $\sqrt{\bar{N}_l}(\hat{\delta}^{\text{rev}} - \delta^*) \xrightarrow{d} \mathcal{N}(0, \tilde{V}^*)$ as $N \rightarrow \infty$.*

Theorem 4.2 shows that in the $N_l \ll N_u$ regime and under some nuisance rate conditions, the estimators in Definitions 2 and 3 are asymptotically equivalent and their convergence rates are $O_p(N_l^{-1/2})$ rather than $O_p(N^{-1/2})$. In particular, they are both asymptotically normal and attain the semiparametric efficiency bound in Theorem 4.1. The rate conditions for the nuisance estimators used to construct $\hat{\delta}$ is analogous to the conditions in Theorem 3.2. The main difference is that the product rate conditions are accordingly weakened to $o(\bar{N}_l^{-1/2})$ rather than $o(N^{-1/2})$. Nevertheless, the conditions may be still non-trivial, especially for the rate $\rho_{\bar{N}_l,r}$ in estimating the vanishing labeling propensity r_N^* . The revised estimator $\hat{\delta}^{\text{rev}}$ involves estimating the density ratio

λ^* and some additional nuisance parameters π_N, ν_0^*, ν_1^* , which according to Eq. (21) is equivalent to estimating the labeling propensity score r_N^* . So the first product rate conditions in statements 1 and 2 play equivalent roles. Since the estimators $\hat{\nu}_1, \hat{\nu}_0, \hat{\pi}_N$ only need to estimate certain probabilities by sample frequencies, their convergence rates are typically already $O_p(\bar{N}_l^{-1/2})$, so the primary requirement of the conditions is $\rho_{\bar{N}_l, \lambda} \rho_{\bar{N}_l, \hat{\mu}} = o(\bar{N}_l^{-1/2})$. Notably, the second and third conditions in both statements that involve the treatment propensity score error rate $\rho_{N, e}$ should be easy to hold, because the estimators \hat{e}_k 's are constructed using the full sample data of size N and thus should achieve a convergence rate much faster than $\bar{N}_l^{-1/2}$. Therefore, the major bottlenecks are the first conditions related to $\rho_{\bar{N}_l, r}$ and $\rho_{\bar{N}_l, \lambda}$, which we will further discuss in Section 4.3.

Theorem 4.2 validates the efficiency analysis in Theorem 4.1: when $N_l/N \rightarrow 0$, our estimator achieves the efficiency bound in Theorem 4.1 assuming a known unconditional distribution of (T, X, S) . This justifies our intuition that the unconditional distribution of (T, X, S) can be viewed as known from the perspective of much smaller labelled data. These results thus reveal the whole spectrum of efficiency in estimating ATE with surrogates, and feature a smooth transition from the regime $N_l \asymp N_u$ to the regime $N_l \ll N_u$. In Appendix Theorem D.1, we further extend Theorem 2.2 and Corollary 2.1 to the regime $N_l \ll N_u$, and we again confirm that more predictive surrogates result in bigger efficiency gains.

While the estimators $\hat{\delta}$ and $\hat{\delta}^{\text{rev}}$ have desirable asymptotic properties under suitable conditions, they involve estimating a vanishing propensity score or a density ratio function, which poses a new challenge in the current $N_l \ll N_u$ regime. Before delving into the details of estimating these quantities, we remark that this problem does not occur if the primary outcome is MCAR. In this special setting, R is independent with all other variables, so the labeling propensity score r_N^* is identical to the marginal probability π_N and thus can be easily estimated by $\hat{\pi}_N = N_l/N$. Accordingly, the density ratio λ^* and the parameters ν_1^*, ν_0^* are always 1 so they do not need estimation. Consequently, the estimators $\hat{\delta}, \hat{\delta}^{\text{rev}}$ are equivalent and they reduce to the following form:

$$\begin{aligned} \hat{\delta}^{\text{rev}} = \frac{1}{K} \sum_{k=1}^K \mathbb{E}_k \left\{ \hat{\mu}_k(1, X) - \hat{\mu}_k(0, X) + \frac{T - \hat{e}_k(X)}{\hat{e}_k(X)(1 - \hat{e}_k(X))} (\hat{\mu}_k(T, X, S) - \hat{\mu}_k(T, X)) \right. \\ \left. + \frac{TR}{\hat{e}_k(X)\hat{\pi}_N} (Y - \hat{\mu}_k(1, X, S)) - \frac{(1 - T)R}{(1 - \hat{e}_k(X))\hat{\pi}_N} (Y - \hat{\mu}_k(0, X, S)) \right\}. \end{aligned}$$

In Appendix B, we further discuss how this estimator connects to those in Cheng et al. [2021], Zhang and Bradic [2019], and how our result generalizes those in previous literature.

4.3 Nuisance Estimation

The previous subsection proposes to use the ATE estimators $\hat{\delta}$ in Definition 2 and $\hat{\delta}^{\text{rev}}$ in Definition 3 and derive their asymptotic properties in the $N_l \ll N_u$ regime. However, these two estimators need to first estimate a vanishing propensity score function $r_N^*(T, X, S)$ and a density ratio function $\lambda_N^*(S, X, T)$ respectively. The estimation of propensity score $r_N^*(T, X, S)$ involves running binary regressions with very imbalanced label data. The estimation of density ratio λ_N^* is typically even harder to implement than running regressions [e.g., Sugiyama and Kawanabe, 2012, Sugiyama et al., 2012], and it also faces the imbalanced data problem. In this subsection, we tackle the estimation of these two functions in the $N_l \ll N_u$ regime by extending the offset logistic regression method of Zhang et al. [2021].

One of the most widely used approaches to propensity score estimation is logistic regression, which models the log odds ratio of the propensity score. Under our observation model, the log odds

ratio of the labeling propensity score r_N^* in Equation (21) can be written as

$$\log \left(\frac{r_N^*(t, X, S)}{1 - r_N^*(t, X, S)} \right) = -\log(\lambda_0^*(S, X, t)) + \log \left(\frac{\pi_{N,t}}{1 - \pi_{N,t}} \right), \quad t \in \{0, 1\}.$$

This formulation connects the estimation of the labeling propensity score and the estimation of density ratio. It also motivates the following offset logistic regression model:

$$\log \left(\frac{r_N^*(t, X, S)}{1 - r_N^*(t, X, S)} \right) = \omega_t^\top X + \beta_t^\top S + \log \left(\frac{\pi_{N,t}}{1 - \pi_{N,t}} \right), \quad t \in \{0, 1\},$$

where the linear function $\omega_t^\top X + \beta_t^\top S$ for some unknown coefficient vectors ω_t, β_t can be viewed as a model for the negative logarithm of the density ratio function λ_0^* . This linear function together with the offset term³ $\log(\pi_{N,t}/(1 - \pi_{N,t}))$ provides a model for the log odds ratio of the propensity score. In this model, the offset term accounts for the vanishing labeling probability, while the linear function part models the density ratio that remains invariant regardless of the sample size. In practice, the probability $\pi_{N,t}$ in the offset term is unknown but it can be easily estimated by $\hat{\pi}_{N,t} = \sum_{i=1}^N \mathbb{I}[R_i = 1, T_i = t] / \sum_{i=1}^N \mathbb{I}[T_i = t]$. Then the unknown coefficients ω_t, β_t can be estimated by running a logistic regression⁴ with an additional offset term $\log(\hat{\pi}_{N,t}/(1 - \hat{\pi}_{N,t}))$ of a coefficient 1. Once we obtain coefficient estimators $\hat{\omega}_t$ and $\hat{\beta}_t$, we can follow Eqs. (20) and (21) to construct estimators for the density ratio function λ_0^* and λ^* and the labeling propensity score function r_N^* :

$$\begin{aligned} \hat{\lambda}_0(S, X, t) &= \exp(-\hat{\omega}_t^\top X - \hat{\beta}_t^\top S), \quad \hat{\lambda}(S, X, t) = (1 - \hat{\pi}_{N,t})\hat{\lambda}_0(S, X, t) + \hat{\pi}_{N,t}, \\ \hat{r}(t, X, S) &= \hat{\pi}_{N,t}/\hat{\lambda}(S, X, t). \end{aligned} \tag{22}$$

Zhang et al. [2021] provides a general theory for the offset logistic regression estimator with both low dimensional and high dimensional covariates, assuming correct model specification. We can directly apply their theory to the estimation of labeling propensity score. For low dimensional (X, S) , their theorem 4.1 guarantees that the offset logistic regression coefficient estimator converges to the truth at a $O(\bar{N}_l^{-1/2})$ rate. For high dimensional (X, S) , we may assume that the true coefficients are sparse and impose an additional lasso regularization when fitting the offset logistic regression. According to their Theorem 4.2, the resulting coefficient estimator can converge to truth at a $O((s \log d / \bar{N}_l)^{1/2})$ rate, where s is the total number of nonzero coefficients and d is the total dimension of X and S . The convergence rates of the coefficient estimators then easily translate into the convergence rates of the resulting propensity score estimator and density ratio estimator. In other words, the theory in Zhang et al. [2021] shows that $\rho_{\bar{N}_l, r}, \rho_{\bar{N}_l, \lambda}$ are $O(\bar{N}_l^{-1/2})$ in the low dimensional regime and $O((s \log d / \bar{N}_l)^{1/2})$ in the high dimensional sparse regime. In both cases, the conditions $\rho_{\bar{N}_l, r} \rho_{\bar{N}_l, \hat{\mu}} = o(\bar{N}_l^{-1/2})$ and $\rho_{\bar{N}_l, \lambda} \rho_{\bar{N}_l, \hat{\mu}} = o(\bar{N}_l^{-1/2})$ in Theorem 4.2 are plausible as long as the regression estimators $\hat{\mu}_k, k = 1, \dots, K$ are consistent (and the sparsity level s is moderate).

While the offset logistic regression in Zhang et al. [2021] is a parametric regression model, we consider extending to accommodate more general nonlinear function classes. Specifically, we can model the negative logarithm of density ratio $-\log \lambda_0^*(S, X, t)$ by a function $f_t(S, X)$ within a

³Directly following Zhang et al. [2021] would use $\log(\pi_{N,t})$ as the offset term, but we use $\log(\frac{\pi_{N,t}}{1 - \pi_{N,t}})$ so the linear function $\omega_t^\top X + \beta_t^\top S$ more directly models the density ratio.

⁴For example, the `glm` function used to fit logistic regressions in the R language can take an `offset` term whose coefficient is coerced to be 1.

general function class \mathcal{F} . This gives the following offset model:

$$\log \left(\frac{r_N^*(t, X, S)}{1 - r_N^*(t, X, S)} \right) = f_t(S, X) + \log \left(\frac{\pi_{N,t}}{1 - \pi_{N,t}} \right), \quad t \in \{0, 1\}. \quad (23)$$

Then we can fit this model by maximizing the corresponding likelihood, which is equivalent to fitting a binary regression with an offset term by minimizing the cross-entropy loss. The offset logistic regression is a special example with \mathcal{F} as a class of linear functions of S and X . We may also consider other more flexible nonlinear function classes, such as the linear sieves [Chen, 2007], reproducing kernel Hilbert space [Smola and Schölkopf, 1998], boosted trees [Friedman, 2001], neural networks [Goodfellow et al., 2016] and so on. These function classes may be more expressive and can better approximate the (log) density ratio function. Theoretically analyzing the convergence rates of the resulting estimators with general function approximation is an interesting theoretical question for future study. In Section 5.2, we empirically test the class of boosted trees by fitting an offset gradient boosted machine and demonstrate that it can achieve reasonably good performance.

Finally, we remark that when using the offset regression above to estimate the labeling propensity score and the density ratio, the resulting estimator $\hat{\delta}$ in Definition 2 and estimator $\hat{\delta}^{\text{rev}}$ in Definition 3 become identical. Indeed, for the labeling propensity score estimator in Eq. (22), we have $1/\hat{r}(t, X, S) = \hat{\lambda}(S, X, t)/\hat{\pi}_{N,t}$. So the resulting estimator $\hat{\delta}$ is equivalent to the estimator $\hat{\delta}^{\text{rev}}$ where we use $\hat{\lambda}(S, X, t)$ to estimate the density ratio function λ_N^* and $\hat{\pi}_N/\hat{\pi}_{N,t}$ to estimate the parameter⁵ ν_t^* . This shows the close connection between estimating density ratio and estimating inverse propensity score.

5 Numerical Studies

In this section, we demonstrate the performance of our proposed estimators using both real data and numerical simulations. Section 5.1 uses a real world dataset and focuses on validating the results in the $N_l \asymp N_u$ setting, while Section 5.2 uses extensive simulations to validate the results in the $N_l \ll N_u$ setting.

5.1 Real-Data Experiment

In this part, we use experimental data for the Greater Avenues to Independence (GAIN) job training program, a job assistance program designed in the late 1980s for low-income people in California. We employ the dataset analyzed in Athey et al. [2019], which contains results from a large-scale randomized experiment in four counties in California (Alameda, Los Angeles, and San Diego and Riverside). For each experiment participant, this dataset records a binary treatment variable indicating whether being treated by the GAIN program or not, quarterly earnings after treatment assignments, and other covariate information. We use the Riverside data to illustrate the performance of our proposed estimator and other benchmarks in estimating the average treatment effect in long-term earnings. We provide additional results for Los Angeles data and San Diego data in Appendix G (Alameda dataset is very small and thus omitted).

We construct a labelled dataset and unlabelled dataset based on the Riverside data ($N = 5445$, with 4405 treated units and 1040 control units). We draw a fraction $r \in \{0.1, 0.3, 0.5\}$ of units from the Riverside data completely at random as the labelled data ($R = 1$) and use the rest as the unlabelled data ($R = 0$). In our analysis, the primary outcome is the long-term earning in the

⁵By Bayes' rule, we can easily show that $\nu_t^* = \pi_N/\pi_{N,t}$, so $\hat{\pi}_N/\hat{\pi}_{N,t}$ is a reasonable estimator for ν_t^* .

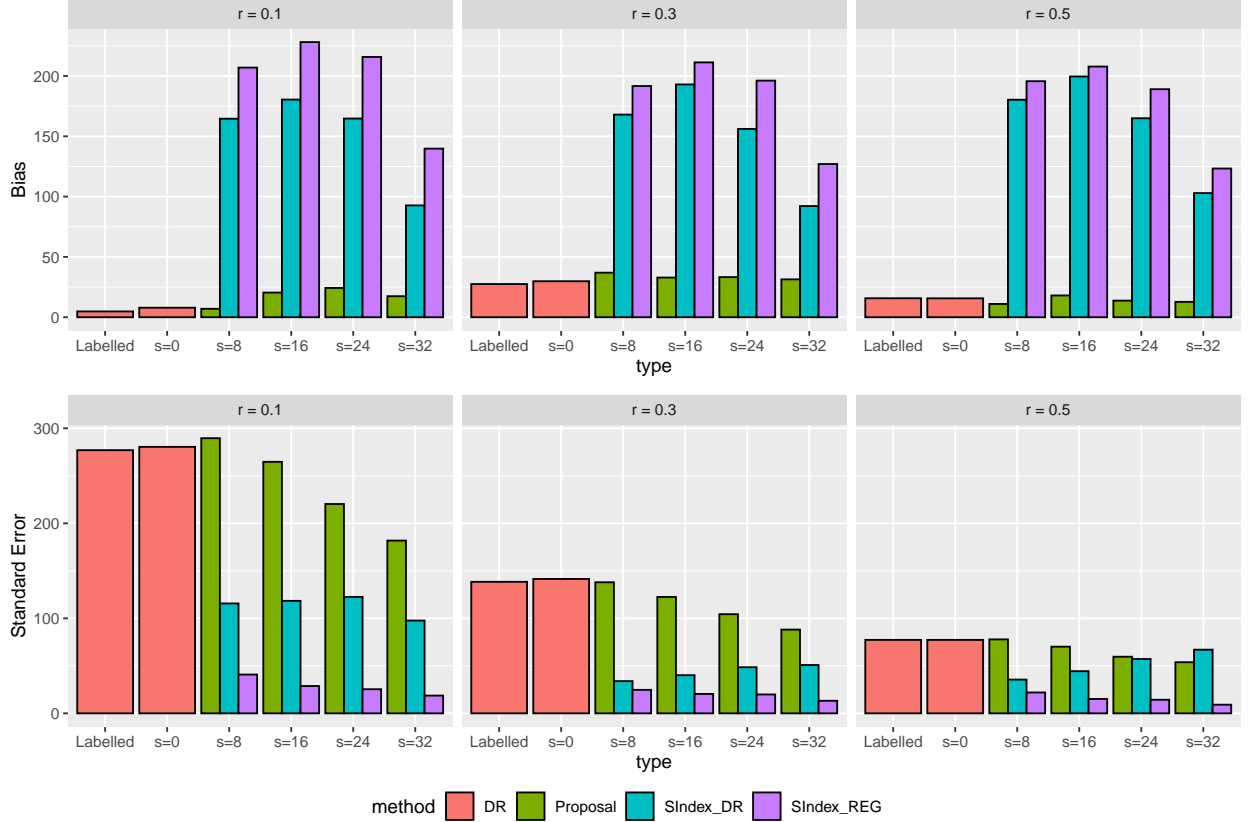


Figure 1: Bias and standard error of different estimators over 120 repetitions of experiments based on Riverside data. All nuisances are estimated by random forests.

36th quarter after the treatment assignment, and surrogates are quarterly earnings up to s quarters after the treatment, where $s \in \{8, 16, 24, 32\}$. We also consider additional covariates including age, gender, education, and ethnicity. The surrogates and covariates are observed on both labelled and unlabelled data, but the primary outcome is only observed on the labelled data.

We apply five types of estimators to estimate the average treatment effect in the primary outcome: our proposed estimator in Definition 2 (denoted as “Proposal”), the surrogate index estimator based on regression imputation proposed in Athey et al. [2019] (denoted as “SIndex_REG”), the semiparametrically efficient surrogate index estimator proposed in Chen and Ritzwoller [2023] (denoted as “SIndex_DR”), the doubly robust estimator that uses both datasets but ignores the surrogates, corresponding to the influence function ψ_I in Theorem 2.2 (denoted as “DR” with type $s = 0$), and the doubly robust estimator that only uses the labelled dataset (denoted as “DR” with type “Labelled”). We estimate the nuisance functions in these estimators by fitting random forests, gradient boosting, and LASSO respectively, all cross-fitted with $K = 5$ folds. The SIndex_DR estimator is implemented by the longterm R package developed by Chen and Ritzwoller [2023], where all hyperparameters in nuisance estimation are automatically tuned by cross-validation. All other estimators (including our proposal) are implemented using R packages ranger (for fitting random forests), gbm (for fitting gradient boosting), and glmnet (for fitting LASSO). The hyperparameters in random forests and boosting are set as default values without any tuning, and those in LASSO are tuned by cross-validation. Note that in our data generating process, both the treatment assignments and the primary outcome missingness are completely at random, so we directly use sample

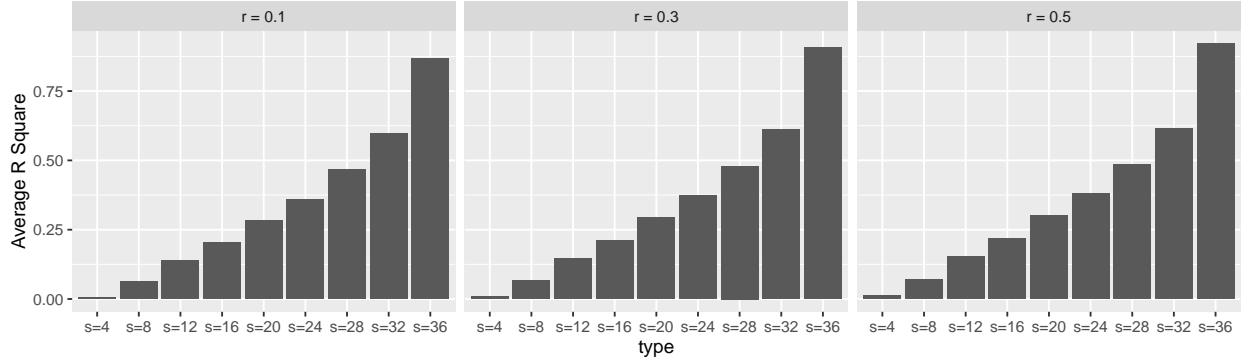


Figure 2: Cross-validated R squares of random forest regressions with surrogates relative to baseline random forest regressions with only covariates, both restricted to the treated units. The R squares are averaged over 120 repetitions of the experiments. Results for the control units are very similar and thus omitted.

frequencies as estimates for the corresponding propensity nuisances. These propensity score estimates are trivially consistent. In this section, we focus on estimation results with random forest nuisance estimators. Additional results for other nuisance estimators are provided in the appendix.

The upper row in Figure 1 shows the bias of different treatment effect estimators with nuisances estimated by random forests, over 120 repetitions of the experiments on the Riverside data. We observe that the surrogate index estimators always have high bias. This bias is not primarily caused by nuisance estimation, since according to the theory in Chen and Ritzwoller [2023], the efficient surrogate index estimator (SIndex_DR) should be robust to the nuisance estimation bias given that the propensities are well estimated (its bias is indeed lower than the bias of SIndex_Reg). Instead, the high bias may be plausibly attributed to the violation of the statistical surrogacy condition assumed for the surrogate index methods. As the number of surrogates grows, the violation of the statistical surrogacy condition is alleviated, so the bias of surrogate index estimators drops, but it still remains very high, posing serious challenges for statistical inference. In contrast, our proposed estimator has very low bias across all settings.

The lower row in Figure 1 shows the standard errors of different estimators. We note that the standard errors of our proposed estimator decrease with the number of surrogates. This is because with more surrogates we can better predict the primary outcome, as we validate in Figure 2. Moreover, the amount of standard error reduction due to introducing surrogates is overall higher when the missingness of the primary outcome is more severe (smaller r). These empirical observations support our qualitative conclusions from the efficiency analysis in Corollary 2.1: the efficiency gains from leveraging surrogates improve for more predictive surrogates and more missing primary outcome. Interestingly, the standard errors of surrogate index estimators may not decrease with the number of surrogates.

In Appendix G, we provide additional results for other types of nuisance estimators (Gradient Boosting and LASSO) and results for Los Angeles data and San Diego data. These additional results show similar patterns of bias and standard error.

5.2 Simulation Experiments

In this part, we simulate the very-large-unlabeled-data setting described in Section 4. Specifically, we generate samples of total size $N = \{2000, 4000, 8000, 16000, 32000, 64000\}$, and randomly draw a

vanishing proportion $\pi_N = N^{-1/4}$ of them as the labeled data ($R = 1$) while viewing the remaining $1 - \pi_N$ of them as the unlabeled data ($R = 0$).

We simulate covariates $X \in \mathbb{R}^6$ for the labeled and unlabeled subsamples according to two different multivariate normal distributions:

$$X \mid R = 1 \sim \mathcal{N}(\mu_1, \sigma_1^2 I_{6 \times 6}), \quad X \mid R = 0 \sim \mathcal{N}(\mu_2, \sigma_2^2 I_{6 \times 6}),$$

where $\mu_1 = (1, 1, 1, 1, 1, 1)^\top$, $\mu_2 = (1/2, 1/2, 1/2, 3/2, 3/2, 3/2)^\top$, $\sigma_1^2 = 1$, $\sigma_2^2 = 1/2$ and $I_{6 \times 6}$ is a 6×6 identity matrix. The treatment variable is sampled according to a logistic regression model: given $X = x$, the probability of $T = 1$ is given by $1/(1 + \exp(\sum_{j=1}^6 \eta_j x_j))$, where $(\eta_1, \dots, \eta_6) = (1, -1/2, -1/2, -1/2, -1/2, 1)$. We also simulate potential surrogate outcomes $S(0) \in \mathbb{R}^5, S(1) \in \mathbb{R}^5$ from two different normal distributions: for $j = 1, \dots, 5$ and $t \in \{0, 1\}$, $S_j(t)$'s are independently drawn from the distribution $\mathcal{N}((-1)^{t+1}, 1)$. Furthermore, we simulate the potential target outcome $Y(1) \in \mathbb{R}, Y(0) \in \mathbb{R}$ as follows:

$$Y(t) = (-1)^{t+1} + \frac{(-1)^t \sum_{j=1}^5 S_j(t)}{5} + \sum_{j=1}^6 \alpha_j X_j^2 + \sum_{j=1}^6 \beta_j X_j + \varepsilon, \quad \varepsilon \sim \mathcal{N}(0, 1),$$

where $(\alpha_1, \alpha_2, \alpha_3, \alpha_4, \alpha_5, \alpha_6) = (1, 0, 1, 0, 1, 0)$ and $(\beta_1, \beta_2, \beta_3, \beta_4, \beta_5, \beta_6) = (0, 1, 0, 1, 0, 1)$.

We observe (X, R, T) and $S = S(T)$ on both the labeled and unlabeled data, while observing $Y = Y(T)$ only on the labeled data. It is easy to verify that this simulation corresponds to a missing-at-random setting where the missing indicator R is dependent with the covariates X , but conditionally independent with all other variables given X . The density ratio λ_0^* is a second order polynomial function of X , and the induced labeling propensity score r_N^* satisfies the offset logistic regression model in Section 4.3.

We carry out 5-fold cross-fitting estimation of the nuisance functions with two different types of models: parametric models (parametric) and gradient boosting (GB). For parametric models, we use second order polynomial regressions to estimate $\tilde{\mu}^*, \mu^*$, use linear logistic regression to estimate e_N^* , and use offset logistic regressions with second order polynomials to estimate r_N^*, λ_0^* . These parametric models are all correctly specified⁶. For gradient boosting, we apply the `gbm` package in R to fit gradient boosted trees with 1000 trees and learning rate 0.05 to estimate $\tilde{\mu}^*, \mu^*, e_N^*$, and use the same specification with a logit link and the offset in Eq. (23) to estimate r_N^*, λ_0^* . The offset term can be easily incorporated, since the `gbm` function in R can also take an `offset` term with coefficient 1. To estimate the long-term average treatment effect, we apply the estimator $\hat{\delta}$ in Definition 2 with these parametric and GB nuisance estimates, which is equivalent to the estimator $\hat{\delta}^{\text{rev}}$ in Definition 3 according to our discussion at the end of Section 4.3. For reference, we also calculate the values of $\hat{\delta}$ with the true values of all nuisances and refer to this as ‘‘oracle’’.

We first demonstrate that the offset logistic regression and its gradient boosting extension can indeed effectively estimate the labeling propensity score and the density ratio, when the relative proportion π_N of the labeled data vanishes but its absolute size grows. In Figure 3, we show the five-fold cross-validation errors of the offset logistic regression and offset gradient boosting over 1000 replications of experiments. The error in estimating the labeling propensity score r_N^* is measured by $\|r_N^*/\hat{r} - 1\|$ and the error in estimating the density ratio λ_0^* is measured by $\|\log \hat{\lambda} - \log \lambda_0^*\|$. We observe that both errors decrease as the sample size N grows. The offset logistic regression model is a correctly specified parametric model and consistently achieves lower estimation errors,

⁶We also tried misspecified linear models without the squared terms of X . We found them perform much worse than the methods shown in this section due to model misspecification, so we omitted them for brevity.

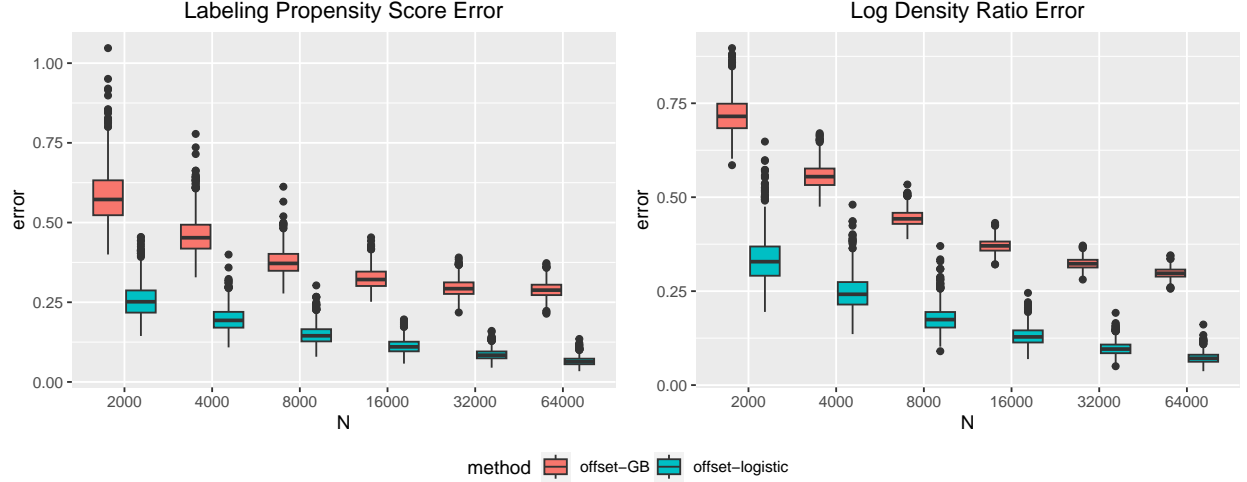


Figure 3: Cross-validation errors in estimating the labeling propensity score r_N^* and the logarithm of the density ratio λ_0^* when the sample size N grows and the proportion of labeled data is $\pi_N = N^{-1/4}$. The errors are based on 1000 replications of the experiments.

which agrees with the theory in Zhang et al. [2021]. The offset gradient boosting, as a flexible nonparametric model, does not use the knowledge of the true functional form of nuisances. Its estimation errors are higher but still properly decrease with N .

Table 2 summarizes the results of ATE estimator $\hat{\delta}$ in Definition 2 from 1000 replications of the experiments, where the plug-in nuisance values are either the truth (oracle) or estimates given by parametric models (Parametric) and gradient boosting (GB). We observe that the biases of all estimators are very small, while the ATE estimators using estimated nuisance values have higher standard deviations than that using the true nuisance values. This means that nuisance estimation may result in higher variance in finite-sample ATE estimation. However, the difference drops with the sample size N , verifying that the impact of nuisance estimation is asymptotically negligible. We also estimate the standard errors of the ATE estimators based on the efficient influence function in Eq. (19) and the cross-fitted nuisance estimates, and construct the corresponding 95% confidence intervals. Table 2 reports the average length and the coverage frequency of the confidence intervals. We observe that all coverage is close to the nominal level, showing that the efficient influence function in Eq. (19) well characterizes the asymptotic behavior of the ATE estimator.

In Appendix G, we further show results for $\pi_N = N^{-1/3}$ and $\pi_N = 2.5N^{-1/2}$ respectively. The proportions of labeled data vanish at faster rates in these two settings⁷, resulting in smaller labeled data. As a result, the performance of all methods somewhat degrade. However, the qualitative conclusions remain the same.

6 Conclusion

We study the estimation of average treatment effect with only a limited number of primary outcome observations but abundant observations of surrogates. Particularly, we avoid stringent surrogacy conditions that are prone to violation in practice and only assume standard causal inference and missing data assumptions.

⁷The scaling factor 2.5 in $\pi_N = 2.5N^{-1/2}$ is set merely to ensure the existence of at least 100 labeled data points to fit gradient boosting.

Measure	Nuisance Est.	N					
		2000	4000	8000	16000	32000	64000
Bias	Oracle	0.0037	0.0041	0.0048	0.0014	0.0012	0.0048
	Parametric	0.0028	0.0042	0.0035	0.0004	0.0013	0.0047
	GB	0.0067	0.0258	0.0001	0.0032	0.0009	0.0008
Standard Deviation	Oracle	0.2821	0.2283	0.1809	0.1429	0.1096	0.0900
	Parametric	0.3275	0.2507	0.1891	0.1467	0.1105	0.0908
	GB	0.5635	0.3669	0.2377	0.1695	0.1210	0.0937
CI Length	Oracle	1.0776	0.8842	0.6933	0.5516	0.4345	0.3395
	Parametric	1.2303	0.9554	0.7208	0.5644	0.4396	0.3423
	GB	2.0629	1.3704	0.9017	0.6435	0.4660	0.3459
CI Coverage	Oracle	0.959	0.959	0.957	0.948	0.963	0.940
	Parametric	0.943	0.945	0.950	0.944	0.963	0.940
	GB	0.943	0.946	0.945	0.942	0.953	0.942

Table 2: Results of ATE estimation with true nuisance values (oracle) or nuisances estimated by parametric models (Parametric) and gradient boosting (GB).

We investigated the role of surrogates by comparing the efficiency lower bounds of ATE with and without presence of surrogates, and also bounds in some intermediary cases. We find that efficiency gains from optimally leveraging surrogates crucially depend on how well surrogates can predict the primary outcome and also the fraction of missing outcome data. These results provide valuable insights on when leveraging surrogates can be beneficial. We also show that the efficiency results are valid in two regimes: when the size of surrogate observations is comparable to the size of primary-outcome observations (i.e., $N_u \asymp N_l$), and when the former is much larger than the other (i.e., $N_u \gg N_l$). The second regime violates the overlap condition commonly assumed in the literature and was thus understudied in the past, even though it is highly relevant in modern data collection. Our analysis shows that the second regime can be viewed as a limiting case of the first regime, which reveals the intimate connection between these two regimes.

Moreover, we propose ATE estimators that can employ any flexible machine learning method for nuisance parameter estimation. We provide strong statistical guarantee for the proposed estimators by showing that they are robust to nuisance estimation bias, and they asymptotically achieve the semiparametric efficiency lower bounds under high-level rate conditions for the machine learning nuisance estimators. We further develop consistent estimators for the efficiency lower bounds and construct asymptotically valid confidence intervals for ATE. In summary, our methods provide a principled approach to optimally leverage surrogate observations when only a limited number of primary-outcome observations are available and without using strong surrogacy assumptions.

Acknowledgments

The authors thank the Associate Editor and three anonymous reviewers for their insights and suggestions, which have led to significant improvement of this paper.

Conflict of interest: We have no conflict of interest to disclose.

Funding

Nathan Kallus acknowledges that this material is based upon work supported by the National Science Foundation under Grant No. 1846210. Xiaojie Mao is supported in part by National Natural Science Foundation of China (grant numbers 72201150, 72322001, and 72293561) and National Key R&D Program of China (grant number 2022ZD0116700).

Data availability

The California GAIN dataset analyzed in Section 5.1 contains sensitive individual data and cannot be shared publicly. It may be shared upon request. The data analyzed in Section 5.2 are simulated according to the processes described in that section. The code script used to generate the simulated data is available at https://github.com/CausalML/Efficient_estimation_surrogate.

References

- Susan Athey, Raj Chetty, Guido W Imbens, and Hyunseung Kang. The surrogate index: Combining short-term proxies to estimate long-term treatment effects more rapidly and precisely. Working Paper 26463, National Bureau of Economic Research, November 2019. URL <http://www.nber.org/papers/w26463>.
- Susan Athey, Raj Chetty, and Guido Imbens. Combining experimental and observational data to estimate treatment effects on long term outcomes, 2020.
- David Azriel, Lawrence D Brown, Michael Sklar, Richard Berk, Andreas Buja, and Linda Zhao. Semi-supervised linear regression. *arXiv preprint arXiv:1612.02391*, 2016.
- Peter J Bickel, Chris AJ Klaassen, Peter J Bickel, Ya’acov Ritov, J Klaassen, Jon A Wellner, and YA’Acov Ritov. *Efficient and adaptive estimation for semiparametric models*, volume 4. Johns Hopkins University Press Baltimore, 1993.
- Leo Breiman. Random forests. *Machine learning*, 45(1):5–32, 2001.
- Raymond J Carroll and Matt P Wand. Semiparametric estimation in logistic measurement error models. *Journal of the Royal Statistical Society: Series B (Methodological)*, 53(3):573–585, 1991.
- Abhishek Chakraborty, Tianxi Cai, et al. Efficient and adaptive linear regression in semi-supervised settings. *The Annals of Statistics*, 46(4):1541–1572, 2018.
- Abhishek Chakraborty, Guorong Dai, and Raymond J Carroll. Semi-supervised quantile estimation: Robust and efficient inference in high dimensional settings. *arXiv preprint arXiv:2201.10208*, 2022a.
- Abhishek Chakraborty, Guorong Dai, and Eric Tchetgen Tchetgen. A general framework for treatment effect estimation in semi-supervised and high dimensional settings. *arXiv preprint arXiv:2201.00468*, 2022b.
- Hua Chen, Zhi Geng, and Jinzhu Jia. Criteria for surrogate end points. *Journal of the Royal Statistical Society: Series B (Statistical Methodology)*, 69(5):919–932, 2007.

- Jiafeng Chen and David M. Ritzwoller. Semiparametric estimation of long-term treatment effects. *Journal of Econometrics*, 237(2, Part A):105545, 2023. ISSN 0304-4076. doi: <https://doi.org/10.1016/j.jeconom.2023.105545>. URL <https://www.sciencedirect.com/science/article/pii/S0304407623002610>.
- Jinbo Chen and Norman E Breslow. Semiparametric efficient estimation for the auxiliary outcome problem with the conditional mean model. *Canadian Journal of Statistics*, 32(4):359–372, 2004.
- Song Xi Chen, Denis H Y Leung, and Jing Qin. Information recovery in a study with surrogate endpoints. *Journal of the American Statistical Association*, 98(464):1052–1062, 2003.
- Song Xi Chen, Denis HY Leung, and Jing Qin. Improving semiparametric estimation by using surrogate data. *Journal of the Royal Statistical Society: Series B (Statistical Methodology)*, 70(4):803–823, 2008a.
- Tianqi Chen and Carlos Guestrin. Xgboost: A scalable tree boosting system. In *Proceedings of the 22nd acm sigkdd international conference on knowledge discovery and data mining*, pages 785–794, 2016.
- Xiaohong Chen. Large sample sieve estimation of semi-nonparametric models. *Handbook of econometrics*, 6:5549–5632, 2007.
- Xiaohong Chen, Han Hong, and Elie Tamer. Measurement error models with auxiliary data. *The Review of Economic Studies*, 72(2):343–366, 2005.
- Xiaohong Chen, Han Hong, Alessandro Tarozi, et al. Semiparametric efficiency in gmm models with auxiliary data. *The Annals of Statistics*, 36(2):808–843, 2008b.
- Yi-Hau Chen and Hung Chen. A unified approach to regression analysis under double-sampling designs. *Journal of the Royal Statistical Society: Series B (Statistical Methodology)*, 62(3):449–460, 2000.
- David Cheng, Ashwin N Ananthakrishnan, and Tianxi Cai. Robust and efficient semi-supervised estimation of average treatment effects with application to electronic health records data. *Biometrics*, 77(2):413–423, 2021.
- Victor Chernozhukov, Denis Chetverikov, Mert Demirer, Esther Duflo, Christian Hansen, Whitney Newey, and James Robins. Double/debiased machine learning for treatment and structural parameters, 2018.
- William G Cochran. *Sampling techniques*. John Wiley & Sons, 2007.
- Debra S Echt, Philip R Liebson, L Brent Mitchell, Robert W Peters, Dulce Obias-Manno, Allan H Barker, Daniel Arensberg, Andrea Baker, Lawrence Friedman, H Leon Greene, et al. Mortality and morbidity in patients receiving encainide, flecainide, or placebo: the cardiac arrhythmia suppression trial. *New England journal of medicine*, 324(12):781–788, 1991.
- Felix Elwert and Christopher Winship. Endogenous selection bias: The problem of conditioning on a collider variable. *Annual review of sociology*, 40:31–53, 2014.
- B Engel and P Walstra. Increasing precision or reducing expense in regression experiments by using information from a concomitant variable. *Biometrics*, pages 13–20, 1991.

- FDA. Accelerated approval program. 2016. URL <https://www.fda.gov/drugs/information-healthcare-professionals-drugs/accelerated-approval-program>.
- Thomas R Fleming and David L DeMets. Surrogate end points in clinical trials: are we being misled? *Annals of internal medicine*, 125(7):605–613, 1996.
- Thomas R Fleming, Ross L Prentice, Margaret S Pepe, and David Glidden. Surrogate and auxiliary endpoints in clinical trials, with potential applications in cancer and aids research. *Statistics in medicine*, 13(9):955–968, 1994.
- Constantine E Frangakis and Donald B Rubin. Principal stratification in causal inference. *Biometrics*, 58(1):21–29, 2002.
- Laurence S Freedman, Barry I Graubard, and Arthur Schatzkin. Statistical validation of intermediate endpoints for chronic diseases. *Statistics in medicine*, 11(2):167–178, 1992.
- Jerome H Friedman. Greedy function approximation: a gradient boosting machine. *Annals of statistics*, pages 1189–1232, 2001.
- Debashis Ghosh. Semiparametric inference for surrogate endpoints with bivariate censored data. *Biometrics*, 64(1):149–156, 2008.
- Ian Goodfellow, Yoshua Bengio, and Aaron Courville. *Deep learning*. MIT press, 2016.
- Jinyong Hahn. On the role of the propensity score in efficient semiparametric estimation of average treatment effects. *Econometrica*, pages 315–331, 1998.
- V Joseph Hotz, Guido W Imbens, and Jacob A Klerman. Evaluating the differential effects of alternative welfare-to-work training components: A reanalysis of the california gain program. *Journal of Labor Economics*, 24(3):521–566, 2006.
- Jue Hou, Zijian Guo, and Tianxi Cai. Surrogate assisted semi-supervised inference for high dimensional risk prediction. *arXiv preprint arXiv:2105.01264*, 2021.
- Kosuke Imai, Luke Keele, Dustin Tingley, and Teppei Yamamoto. Unpacking the black box of causality: Learning about causal mechanisms from experimental and observational studies. *American Political Science Review*, 105(4):765–789, 2011.
- Guido Imbens, Nathan Kallus, Xiaojie Mao, and Yuhao Wang. Long-term causal inference under persistent confounding via data combination. *arXiv preprint arXiv:2202.07234*, 2022.
- Guido W Imbens and Donald B Rubin. *Causal inference in statistics, social, and biomedical sciences*. Cambridge University Press, 2015.
- Joseph DY Kang, Joseph L Schafer, et al. Demystifying double robustness: A comparison of alternative strategies for estimating a population mean from incomplete data. *Statistical science*, 22(4):523–539, 2007.
- Steffen L Lauritzen, Odd O Aalen, Donald B Rubin, and Elja Arjas. Discussion on causality [with reply]. *Scandinavian Journal of Statistics*, 31(2):189–201, 2004.
- DY Lin, TR Fleming, and V De Gruttola. Estimating the proportion of treatment effect explained by a surrogate marker. *Statistics in medicine*, 16(13):1515–1527, 1997.

- Roderick JA Little and Donald B Rubin. *Statistical analysis with missing data*, volume 793. John Wiley & Sons, 2019.
- NCATS. About the national center for advancing translational sciences. 2019. URL <https://ncats.nih.gov/about>.
- Whitney K Newey and James R Robins. Cross-fitting and fast remainder rates for semiparametric estimation. *arXiv preprint arXiv:1801.09138*, 2018.
- Jersey Neyman. Sur les applications de la théorie des probabilités aux expériences agricoles: Essai des principes. *Roczniki Nauk Rolniczych*, 10:1–51, 1923.
- Layla Parast, Tianxi Cai, and Lu Tian. Evaluating surrogate marker information using censored data. *Statistics in medicine*, 36(11):1767–1782, 2017.
- Judea Pearl. *Causality*. Cambridge university press, 2009.
- Margaret Sullivan Pepe. Inference using surrogate outcome data and a validation sample. *Biometrika*, 79(2):355–365, 1992.
- Margaret Sullivan Pepe, Marie Reilly, and Thomas R Fleming. Auxiliary outcome data and the mean score method. *Journal of Statistical Planning and Inference*, 42(1-2):137–160, 1994.
- Wendy J Post, Ciska Buijs, Ronald P Stolck, Elisabeth GE de Vries, and Saskia Le Cessie. The analysis of longitudinal quality of life measures with informative drop-out: a pattern mixture approach. *Quality of Life Research*, 19(1):137–148, 2010.
- Ross L Prentice. Surrogate endpoints in clinical trials: definition and operational criteria. *Statistics in medicine*, 8(4):431–440, 1989.
- Brenda L Price, Peter B Gilbert, and Mark J van der Laan. Estimation of the optimal surrogate based on a randomized trial. *Biometrics*, 74(4):1271–1281, 2018.
- Marie Reilly and Margaret Sullivan Pepe. A mean score method for missing and auxiliary covariate data in regression models. *Biometrika*, 82(2):299–314, 1995.
- James M Robins and Andrea Rotnitzky. Semiparametric efficiency in multivariate regression models with missing data. *Journal of the American Statistical Association*, 90(429):122–129, 1995.
- James M Robins, Andrea Rotnitzky, and Lue Ping Zhao. Estimation of regression coefficients when some regressors are not always observed. *Journal of the American statistical Association*, 89(427):846–866, 1994.
- Donald B Rubin. Causal inference using potential outcomes: Design, modeling, decisions. *Journal of the American Statistical Association*, 100(469):322–331, 2005.
- Daniel O Scharfstein, Andrea Rotnitzky, and James M Robins. Adjusting for nonignorable drop-out using semiparametric nonresponse models. *Journal of the American Statistical Association*, 94(448):1096–1120, 1999.
- Alex J Smola and Bernhard Schölkopf. *Learning with kernels*, volume 4. Citeseer, 1998.
- Masashi Sugiyama and Motoaki Kawanabe. *Machine learning in non-stationary environments: Introduction to covariate shift adaptation*. MIT press, 2012.

- Masashi Sugiyama, Taiji Suzuki, and Takafumi Kanamori. *Density ratio estimation in machine learning*. Cambridge University Press, 2012.
- Anastasios Tsiatis. *Semiparametric theory and missing data*. Springer Science & Business Media, 2007.
- Mark J. van der Laan and James M. Robins. *Unified Approach for Causal Inference and Censored Data*, pages 311–370. Springer New York, New York, NY, 2003. ISBN 978-0-387-21700-0. doi: 10.1007/978-0-387-21700-0_6. URL https://doi.org/10.1007/978-0-387-21700-0_6.
- Aad W van der Vaart. *Asymptotic statistics*. Cambridge University Press, 1998.
- Tyler J VanderWeele. Surrogate measures and consistent surrogates. *Biometrics*, 69(3):561–565, 2013.
- Weiwei Wang, Daniel Scharfstein, Zhiqiang Tan, and Ellen J MacKenzie. Causal inference in outcome-dependent two-phase sampling designs. *Journal of the Royal Statistical Society: Series B (Statistical Methodology)*, 71(5):947–969, 2009.
- Xuan Wang, Layla Parast, Lu Tian, and Tianxi Cai. Model-free approach to quantifying the proportion of treatment effect explained by a surrogate marker. *Biometrika*, 107(1):107–122, 2020.
- Larry Wasserman. *All of statistics: a concise course in statistical inference*, volume 26. Springer, 2004.
- Menggang Yu and Bin Nan. A revisit of semiparametric regression models with missing data. *Statistica Sinica*, pages 1193–1212, 2006.
- Anru Zhang, Lawrence D Brown, T Tony Cai, et al. Semi-supervised inference: General theory and estimation of means. *The Annals of Statistics*, 47(5):2538–2566, 2019.
- Yuqian Zhang and Jelena Bradic. High-dimensional semi-supervised learning: in search for optimal inference of the mean. *arXiv preprint arXiv:1902.00772*, 2019.
- Yuqian Zhang, Abhishek Chakraborty, and Jelena Bradic. Double robust semi-supervised inference for the mean: Selection bias under mar labeling with decaying overlap. *arXiv preprint arXiv:2104.06667*, 2021.
- Wenjing Zheng and Mark J Laan. Cross-validated targeted minimum-loss-based estimation. In *Targeted Learning*, pages 459–474. Springer, 2011.

This appendix is organized as follows. In Appendix A, we review the statistical surrogacy criterion in Prentice [1989] and discuss its limitations. In Appendix B, we compare our paper with some existing literature in terms of the assumptions and estimation methods. Appendix C extends the efficiency comparisons in Section 2.2 by analyzing some additional missing data patterns. Appendix D provides some supplementary materials for Appendix D. In particular, it extends the efficiency comparisons in Theorem 2.2 to the $N_l \ll N_u$ regime. It also studies the ATE on the unlabelled population in this regime. Appendix E extends our theory to the average treatment effect on the treated parameter. All proofs are included in Appendix F. Finally, Appendix G presents some additional experimental results related to Sections 5.1 and 5.2.

A Statistical Surrogacy Condition

In this section, we review the definition of statistical surrogacy condition proposed by Prentice [1989]. Throughout this section, we implicitly condition on pre-treatment variables X in all distributional statements. For example, $Y \perp T \mid S$ stands for $Y \perp T \mid S, X$.

Prentice [1989] suggested a valid surrogate S satisfy that a test of the null of no effect of the treatment T on surrogate S should serve as a valid test of the null of no effect of treatment T on outcome Y . They formalized this by the following “statistical surrogate” condition.

Definition 4 (Statistical Surrogate). *S is said to be a surrogate for the effect of T on Y if (i) $Y \perp T \mid S$; (ii) S and Y are correlated.*

To justify this condition, Prentice [1989] considered a time-to-event primary outcome with surrogates sampled from a stochastic process. For simplicity, we now adapt their argument to a single-time measurement case. Note that under the statistical surrogacy condition, we can easily show that

$$F(y \mid t) = \int F(y \mid t, s) dF(s \mid t) = \int F(y \mid s) dF(s \mid t),$$

where $F(y \mid t)$, $F(y \mid t, s)$, $F(s \mid t)$ are conditional cumulative distribution functions for the corresponding random variables. This equation shows that under the statistical surrogacy condition, T is dependent with Y only if T is dependent with S . See also Freedman et al. [1992] for a similar argument for binary outcome. However, this type of argument is based purely on the statistical relationship rather causal relationship among the treatment, surrogate, and the primary outcome. Thus, the causal implication of this argument is not immediately straightforward.

In the language of causal diagram [Pearl, 2009], the statistical surrogacy condition is often characterized by Figure 4a [VanderWeele, 2013, Athey et al., 2019]. In this diagram, T has no direct effect on Y , and S has an effect on Y . As a result, T can have an effect on Y only if T has an effect on S . Also, no direct effect of T on Y implies that T is independent of Y given S , namely the condition (i) in the definition of statistical surrogate. However, this relationship may be invalidated by any unmeasured confounder between the surrogate and the primary outcome (i.e., the variable U in Figure 4b): since S is a collider on the causal path $T \rightarrow S \leftarrow U \rightarrow Y$, conditioning on S can induce spurious dependence between T and Y , even though there is no direct effect of T on Y [Elwert and Winship, 2014]. In other words, no direct effect of the treatment T on the primary outcome Y does not necessarily ensure conditional independence between the treatment T and primary outcome Y given surrogates S , if there exists any unmeasured confounder between surrogates S and the primary outcome Y .

The following proposition, adapted from Proposition 3 in Athey et al. [2019], reiterates the implication of Figure 4a in language of potential outcomes, and further elucidates the causal assumptions underlying the statistical surrogacy condition. We denote $Y(t, s)$ as the potential outcome

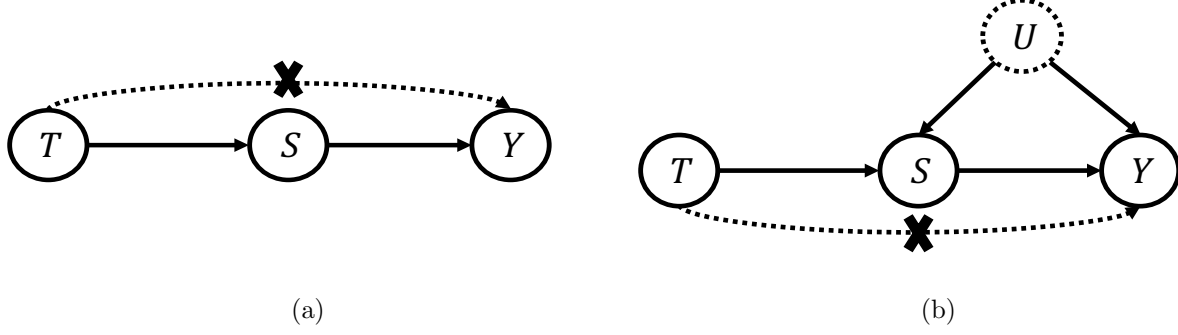


Figure 4: Causal diagrams illustrating the statistical surrogacy condition: (a) statistical surrogacy condition holds; (b) statistical surrogacy condition can be violated in presence of unmeasured confounder U .

that would have been realized if treatment T had been set to t , and surrogate outcomes S had been set to s .

Proposition A.1. *S satisfies condition (i) in Definition 4 if the following conditions hold:*

- (i) $Y(t, s) = Y(t', s)$ for any $t, t' \in \{0, 1\}$ and $s \in \mathcal{S}$;
- (ii) $T \perp (Y(0, s), Y(1, s))_{s \in \mathcal{S}}$;
- (iii) $S(t) \perp \{Y(t, s)\}_{s \in \mathcal{S}} \mid T = t$ for any $t \in \{0, 1\}$.

Proposition A.1 above shows that no direct effect of treatment on the primary outcome (condition (i)), and no unmeasured confounding either between treatment and the primary outcome (condition (ii)) or between surrogates and primary outcome (condition (iii)) together ensure statistical surrogacy condition. Conditions (ii)(iii) are also commonly assumed in mediation analysis that aims to decompose the total effect of treatment T into the direct effect not through post-treatment variable S and the effect mediated by S [e.g., Imai et al., 2011]. Here condition (ii) may be satisfied by design in randomized trials where the treatment assignment T is under perfect control. However, surrogates S and their relationship to the primary outcome are generally not manipulatable, so (i) and (iii) are often (if not always) violated even in perfect randomized trials.

The discussions above also reveal that it is perhaps misleading to follow the quite common practice of interpreting statistical surrogates as variables that block all causal pathways between the treatment and primary outcome (i.e., no-direct-effect assumption characterized by condition (i) in Proposition A.1). Actually, the no-direct-effect condition is neither sufficient nor necessary for the conditional independence between the treatment and the primary outcome given surrogates (i.e., condition (i) in Definition 4), since there may exist unmeasured confounders between the surrogates and the primary outcome (i.e., condition (iii) in Proposition A.1 is violated). For example, section 5.2 in Frangakis and Rubin [2002] provide counter-examples to show that statistical surrogates may not satisfy no-direct-effect condition and vice versa.

B Comparisons with Previous Literature

B.1 Comparison with Cheng et al. [2021]

Cheng et al. [2021] consider the same data configuration as our paper (Table 3a), but they assume that the primary outcome is missing completely at random.

X	T	S	Y	R	X	T	S	Y	R	X	T	S	Y	R	X	T	S	Y	R
✓	✓	✓	✓	1	✓	✓	?	✓	1	✓	?	✓	✓	1	✓	✓	✓	✓	1
⋮	⋮	⋮	⋮		⋮	⋮	⋮	⋮		⋮	⋮	⋮	⋮		⋮	⋮	⋮	⋮	
✓	✓	✓	✓		✓	✓	?	✓		✓	?	✓	✓		✓	✓	✓	✓	
✓	✓	✓	?	0	✓	✓	?	?	0	✓	✓	✓	?	0	✓	✓	✓	✓	0
⋮	⋮	⋮	⋮		⋮	⋮	⋮	⋮		⋮	⋮	⋮	⋮		⋮	⋮	⋮	⋮	
✓	✓	✓	?		✓	✓	?	?		✓	✓	✓	?		✓	✓	✓	✓	

(a) Our paper and Cheng et al. [2021]. (b) Zhang and Bradic [2019]. (c) The setting for estimation in Athey et al. [2019]. (d) The setting for the efficiency analysis in Athey et al. [2019].

Table 3: Illustrations for the observed data in our paper and Cheng et al. [2021], Zhang and Bradic [2019], Athey et al. [2019] respectively. Here “✓” stands for an observed value, and “?” stands for a missing value.

Recall that our estimator under MCAR setting reduces to

$$\begin{aligned} \hat{\delta}^{\text{rev}} = & \frac{1}{K} \sum_{k=1}^K \mathbb{E}_k \left\{ \frac{T}{\hat{e}_k(X)} (\hat{\mu}_k(1, X, S) - \hat{\mu}_k(1, X)) - \frac{1-T}{1-\hat{e}_k(X)} (\hat{\mu}_k(0, X, S) - \hat{\mu}_k(0, X)) \right. \\ & \left. + \hat{\mu}_k(1, X) - \hat{\mu}_k(0, X) + \frac{TR}{\hat{e}_k(X)\hat{\pi}_N} (Y - \hat{\mu}_k(1, X, S)) - \frac{(1-T)R}{(1-\hat{e}_k(X))\hat{\pi}_N} (Y - \hat{\mu}_k(0, X, S)) \right\}. \end{aligned} \quad (24)$$

This estimator and the estimator in Cheng et al. [2021] both asymptotically achieve the efficiency lower bound in Theorem 4.1 with $\lambda^*(X) = 1$. The estimator in Cheng et al. [2021] is valid only under MCAR setting, while our estimator can be straightforwardly extended to MAR setting, if augmented with a density ratio estimator (Definition 3). Moreover, the estimator in Cheng et al. [2021] imposes parametric assumptions on the nuisances and relies on computationally intensive resampling methods to construct confidence intervals. In contrast, our estimator can leverage the power of any flexible machine learning nuisance estimator under generic rate conditions, and its confidence interval can be easily constructed using a straightforward plug-in estimator for standard errors (Theorem 3.3). Furthermore, Cheng et al. [2021] focuses on the setting of $N_l \ll N_u$, while our analysis accommodates both $N_l \ll N_u$ and $N_l \asymp N_u$, and reveals the the whole spectrum of efficiency limits across two regimes.

B.2 Comparison with Zhang and Bradic [2019]

Zhang and Bradic [2019] focus on the efficiency improvement from unlabeled data, without studying possible efficiency gains from incorporating surrogates (Table 3b, or equivalently the setting I in Table 4a).

This setting can be viewed as a special case of our problem: we can view S as an empty set of random variables and thus $\tilde{\mu}^*(T, X, s) = \mu^*(T, X)$ for any $s \in \mathcal{S}$. Consequently, our estimator in Eq. (24) corresponding MCAR primary outcome reduces to the following form:

$$\frac{1}{N} \sum_{i=1}^N [\hat{\mu}_{k(i)}(1, X_i) - \hat{\mu}_{k(i)}(0, X_i)]$$

$$+ \frac{1}{N_l} \sum_{i \in \mathcal{I}_l} \left[\frac{T_i}{\hat{e}_{k(i)}(X_i)} (Y_i - \hat{\mu}_{k(i)}(1, X_i)) - \frac{1 - T_i}{(1 - \hat{e}_{k(i)}(X_i))} (Y_i - \hat{\mu}_{k(i)}(0, X_i)) \right], \quad (25)$$

where $k(i)$ is the fold that the i th observation belongs to. This estimator recovers the semi-supervised ATE estimator in Zhang and Bradic [2019].

B.3 Comparison with Athey et al. [2019]

In Athey et al. [2019], they assumed the statistical surrogacy condition that $Y \perp T \mid X, S, R = 1$, namely the observed primary outcome and the treatment on the labeled data are independent given the pre-treatment covariates and surrogates. This assumption is crucial for the identification of treatment effects in the setting considered by Athey et al. [2019]: the treatment and primary outcome are observed on separate datasets, but surrogates are always observed (Table 3c). Their setting is different and more challenging than our setting: in our setting the treatment is always observed (Table 3a), but in their setting the treatment is missing on the labelled data. Although the statistical surrogacy condition seems inevitable in their setting to fuse the two separate datasets without any complete observation, the causal assumptions underlying this statistical surrogacy condition may be too strong to hold in practice, as we discussed in Appendix A.

C Different Missingness Patterns

In Section 2.2, we consider four different settings with increasing amount of observed information (see Table 1). In particular, in setting I the surrogate variables are completely missing, in setting II the surrogate variables are observed if and only if the primary outcome is observed (i.e., the missingness patterns of the surrogate variables and the primary outcome are identical), in setting III the surrogate variables are fully observed. Here we further consider two additional settings with partially observed surrogate variables: one is when the surrogate variables are observed only for a part of units whose primary outcome is observed (which can be viewed as an intermediate setting between setting I and setting II, thus named as setting I-II), and the other is when the surrogate variables are observed for units whose primary outcome may not be observed (which can be viewed as an intermediate setting between setting II and setting III, thus named as setting II-III). These two additional settings are illustrated in Table 4(a) and Table 4(b) respectively, where we introduce the variable R_S to indicate the observation of the surrogate variables S . Obviously, we have $R = 1$ if $R_S = 1$ in setting I-II while $R_S = 1$ if $R = 1$ in setting II-III.

To enable the use of surrogate variables in these two settings, we need to additionally assume that R_S is also missing at random. Thus we further impose the following assumption in addition to Assumptions 2 and 4.

Assumption 8. *Suppose that $R_S \perp S(t) \mid X, T$ for any $t = 0, 1$.*

It is easy to verify that Assumption 8 implies $R_S \perp S \mid X, T$. Below, we derive the efficiency bound for setting I-II and setting II-III respectively.

Theorem C.1. *Under assumptions in Theorem 2.2 and Assumption 8, the semiparametric efficiency bounds for δ^* under the setting I-II and the setting II-III are $V_{I-II}^* = \mathbb{E} [\psi_{I-II}^2(W; \delta^*, \eta^*)]$ and $V_{II-III}^* = \mathbb{E} [\psi_{II-III}^2(W; \delta^*, \eta^*)]$ respectively, where*

$$\begin{aligned} \psi_{I-II}(W; \delta^*, \eta^*) &= \psi_I(W; \delta^*, \eta^*) = \psi_{II}(W; \delta^*, \eta^*) \\ &= \mu^*(1, X) - \mu^*(0, X) - \delta^* + \frac{TR}{e^*(X)r^*(1, X)}(Y - \mu^*(1, X)) - \frac{(1 - T)R}{(1 - e^*(X))r^*(0, X)}(Y - \mu^*(0, X)), \end{aligned}$$

X	T	S	R_S	Y	R
✓	✓	✓	1	✓	1
⋮	⋮	⋮	⋮	⋮	⋮
✓	✓	✓	1	✓	1
✓	✓	?	0	✓	1
⋮	⋮	⋮	⋮	⋮	⋮
✓	✓	?	0	✓	1
✓	✓	?	0	?	0
⋮	⋮	⋮	⋮	⋮	⋮
✓	✓	?	0	?	0
✓	✓	?	0	?	0
⋮	⋮	⋮	⋮	⋮	⋮
✓	✓	?	0	?	0

(a) Setting I-II

X	T	S	R_S	Y	R
✓	✓	✓	1	✓	1
⋮	⋮	⋮	⋮	⋮	⋮
✓	✓	✓	1	✓	1
✓	✓	✓	1	✓	1
⋮	⋮	⋮	⋮	⋮	⋮
✓	✓	✓	1	✓	1
✓	✓	✓	1	?	0
⋮	⋮	⋮	⋮	⋮	⋮
✓	✓	✓	1	?	0
✓	✓	?	0	?	0
⋮	⋮	⋮	⋮	⋮	⋮
✓	✓	?	0	?	0

(b) Setting II-III

Table 4: Illustrations for the observed data in two additional settings. Here “✓” stands for an observed value, and “?” stands for a missing value.

$$\begin{aligned}
\psi_{II-III}(W; \delta^*, \eta^*) &= \mu^*(1, X) - \mu^*(0, X) - \delta^* \\
&+ \frac{TR}{e^*(X)r^*(1, X)}(Y - \tilde{\mu}^*(1, X, S)) - \frac{(1-T)R}{(1-e^*(X))r^*(0, X)}(Y - \tilde{\mu}^*(0, X, S)) \\
&+ \frac{TR_S}{e^*(X)r_S^*(1, X)}(\tilde{\mu}^*(1, X, S) - \mu^*(1, X)) - \frac{(1-T)R_S}{(1-e^*(X))r_S^*(0, X)}(\tilde{\mu}^*(0, X, S) - \mu^*(0, X)),
\end{aligned}$$

where $\tilde{\mu}^*(t, x, S) = \mathbb{E}[Y \mid T = t, X = x, S = s, R = 1]$, $\mu^*(t, x) = \mathbb{E}[\tilde{\mu}^*(T, X, S) \mid T = t, X = x, R_S = 1]$, $r^*(t, x) = \mathbb{P}(R = 1 \mid T = t, X = x)$, and $r_S^*(t, x) = \mathbb{P}(R_S = 1 \mid T = t, X = x)$.

From the theorem above, we can observe that the efficiency bounds in the settings I, II and the setting I-II are all the identical. This further supports our conclusion in Section 2.2 that observing surrogate variables only when the primary outcome is already observed cannot improve any efficiency. Below, we further compare the efficiency bound in setting II-III with those in settings II and III respectively, in order to demonstrate the benefit of observing surrogate variables when the primary outcome is not observed.

Theorem C.2. *Under the assumptions in Theorem C.1, we have*

$$\begin{aligned}
V_{II}^* - V_{II-III}^* &= \mathbb{E} \left[\frac{r_S^*(1, X) - r^*(1, X)}{e^*(X)r^*(1, X)r_S^*(1, X)} \text{Var} [\tilde{\mu}^*(1, X, S(1)) \mid X] \right] \\
&+ \mathbb{E} \left[\frac{r_S^*(0, X) - r^*(0, X)}{(1-e^*(X))r^*(0, X)r_S^*(0, X)} \text{Var} [\tilde{\mu}^*(0, X, S(0)) \mid X] \right], \\
V_{II-III}^* - V_{III}^* &= \mathbb{E} \left[\frac{1 - r_S^*(1, X)}{e^*(X)r_S^*(1, X)} \text{Var} [\tilde{\mu}^*(1, X, S(1)) \mid X] \right] \\
&+ \mathbb{E} \left[\frac{1 - r_S^*(0, X)}{(1-e^*(X))r_S^*(0, X)} \text{Var} [\tilde{\mu}^*(0, X, S(0)) \mid X] \right].
\end{aligned}$$

Recall that compared to the setting II, the setting II-III has more surrogate observations. Theorem C.2 shows that the additional surrogate observations lead to larger efficiency gains when

the surrogates are more predictive of the primary outcome (i.e., higher $\text{Var} [\tilde{\mu}^*(1, X, S(1)) \mid X]$ and $\text{Var} [\tilde{\mu}^*(0, X, S(0)) \mid X]$) or when more surrogate observations are available (i.e., higher $r_S^*(1, X)$ and $r_S^*(0, X)$). Moreover, Theorem C.2 establishes the efficiency gap of the setting II-III relative to the setting III with fully observed surrogates. This efficiency gap is larger when the surrogates are more predictive of the primary outcome, or when surrogates are more missing (i.e., lower $r_S^*(1, X)$ and $r_S^*(0, X)$). Theorem C.2 together with Corollary 2.1 characterizes the efficiency gains from different size of surrogate observations.

D Supplements to Section 4

D.1 Regularity Assumption for Theorem 4.2

In this part, we give a supplementary assumption for Theorem 4.2.

Assumption 9. *There exist positive constants $q > 2$ and C such that for $t = 0, 1$,*

$$\begin{aligned} \{\mathbb{E} [|Y - \tilde{\mu}^*(T, X, S)|^q \mid R = 1]\}^{1/q} &\leq C, \quad \|\lambda^*\|_q \leq C, \\ \|\tilde{\mu}^*(t, X, S) - \mu^*(t, X)\|_q &\leq C, \quad \|\mu^*(t, X)\|_q \leq C. \end{aligned}$$

Moment conditions in Assumption 9 are mild, and they are mainly used in verifying the Lyapunov condition in Lindberg-Feller Central Limit Theorem in the proof of Theorem 4.2.

D.2 Efficiency Comparison

We now provide the efficiency lower bounds for other settings in Section 2 when $N_l \ll N_u$. Note that setting IV is the ideal setting with fully labeled data, so the regime of $N_l \ll N_u$ degenerates. Therefore, we only need to study setting I and setting II. The following theorem extends Theorem 2.2, which also assumes the additional Assumption 4 to ensure the identification of δ^* in settings I and II.

Theorem D.1. *Consider the following two settings:*

- I. *We only observe the labeled data, i.e., i.i.d. samples from the conditional distribution of (X, T, Y) given $R = 1$, and we know the unconditional distribution of (X, T) ;*
- II. *We only observe the labeled data, i.e., i.i.d. samples from the conditional distribution of (X, T, S, Y) given $R = 1$, and we know the unconditional distribution of (X, T) ;*

We further assume assumptions in Theorem 4.1 and Assumption 4. Then the efficiency lower bounds for two settings above are $\tilde{V}_j^ = \mathbb{E}[\tilde{\psi}_j^2(W; \delta^*, \tilde{\eta}^*) \mid R = 1]$ for $j = I, II$, where*

$$\tilde{\psi}_I(W; \delta^*, \tilde{\eta}^*) = \tilde{\psi}_{II}(W; \delta^*, \tilde{\eta}^*) = \frac{T\lambda^*(X, 1)}{e^*(X)}(Y - \mu^*(1, X)) - \frac{(1 - T)\lambda^*(X, 0)}{1 - e^*(X)}(Y - \mu^*(0, X)),$$

and $\lambda^(X, T) = f^*(X \mid T = t)/f^*(X \mid T = t, R = 1)$ is the density ratio function of the covariates X . Then the efficiency gains from surrogates are quantified by*

$$\begin{aligned} \tilde{V}_I^* - \tilde{V}^* &= \tilde{V}_{II}^* - \tilde{V}^* \\ &= \mathbb{E} \left[\frac{\lambda^{*2}(X, 1)}{e^*(X)} \frac{(\mathbb{P}(T = 1))^2}{(\mathbb{P}(T = 1 \mid R = 1))^2} \text{Var}\{\tilde{\mu}^*(1, X, S(1)) \mid X\} \right. \\ &\quad \left. + \frac{\lambda^{*2}(X, 0)}{1 - e^*(X)} \frac{(\mathbb{P}(T = 0))^2}{(\mathbb{P}(T = 0 \mid R = 1))^2} \text{Var}\{\tilde{\mu}^*(0, X, S(0)) \mid X\} \mid R = 1 \right]. \end{aligned}$$

Theorem D.1 shows that the efficiency gains from surrogates increase with the variations of the primary outcome explained by the surrogates beyond the pre-treatment covariates, i.e., $\text{Var}\{\tilde{\mu}^*(t, X, S(t)) \mid X\}$ for $t = 0, 1$. This means that surrogates that are more predictive of the primary outcome can result in larger efficiency improvement, which is in line with the findings in Corollary 2.1.

D.3 Average Treatment Effect on the Unlabelled Population

In Theorem 2.3, we derived the efficiency lower bound for the ATE on the unlabelled population δ_0^* under the overlap condition in Assumption 3. In this part, we extend the theory to the setting with very large unlabeled data (i.e., $N_l \ll N_u$).

The corollary below extends Theorem 4.1 to the parameter δ_0^* . This corollary shows that δ_0^* and δ^* share the same semiparametric efficiency lower bounds. Note that currently the unlabelled dataset dominates the combined dataset, so the average effects δ_0^* and δ^* on the unlabeled and combined population distributions become identical in the limit. It is thus not surprising that they have the same semiparametric efficiency lower bounds.

Corollary D.1. *Under the assumptions in Theorem 4.1, the semiparametric efficiency lower bound for the average treatment effect parameter on the unlabelled population δ_0^* with respect to a known unconditional distribution of (X, T, S) is identical to the efficiency bound \tilde{V}^* in Theorem 4.1.*

Furthermore, the corollary below extend the Proposition 4.1. It connects the efficiency bounds for δ_0^* when the size of unlabelled data is much larger than the size of the labelled data and when their sizes are comparable. The bound in the former setting again can be viewed as the limit of the bound in the latter setting.

Corollary D.2. *Let V_0^* and \tilde{V}^* be the semiparametric efficiency lower bounds given in Theorem 2.3 and Theorem 4.1 respectively. For any asymptotically efficient estimator $\hat{\delta}_0$ such that $\sqrt{N}(\hat{\delta}_0 - \delta_0^*) \xrightarrow{d} \mathcal{N}(0, V_0^*)$ as $N \rightarrow \infty$, we have $\sqrt{N_l}(\hat{\delta}_0 - \delta_0^*) \xrightarrow{d} \mathcal{N}(0, \mathbb{P}(R=1)V_0^*)$. Moreover,*

$$\begin{aligned} \mathbb{P}(R=1)V_0^* &= \tilde{V}^* + \frac{\mathbb{P}(R=1)}{\mathbb{P}(R=0)} \mathbb{E} \left[(\mu_0^*(1, X) - \mu_0^*(0, X) - \delta_0^*)^2 \mid R=0 \right] \\ &\quad + \frac{\mathbb{P}(R=1)}{\mathbb{P}(R=0)} \mathbb{E} \left[\frac{T - e^*(0, X)}{e^*(0, X)(1 - e^*(0, X))} (\tilde{\mu}^*(T, X, S) - \mu_0^*(T, X)) \mid R=0 \right]. \end{aligned}$$

E Average Treatment Effect on the Treated (ATT)

In the main text, we mainly focus on the average treatment effect over the whole population. In this part, we now consider the average treatment effect on the treated (ATT), namely, the average effect over the treated subpopulation:

$$\delta_{\text{ATT}}^* = \mathbb{E}[Y(1) - Y(0) \mid T = 1].$$

We can identify this parameter under Assumptions 1 to 3 like in Lemma 1.1.

Lemma E.1. *If Assumptions 1 to 3 hold, then*

$$\begin{aligned} \delta_{\text{ATT}}^* &= \mathbb{E}[\mathbb{E}[\mathbb{E}[Y \mid T=1, R=1, X, S] \mid X, T=1] \mid T=1] \\ &\quad - \mathbb{E}[\mathbb{E}[\mathbb{E}[Y \mid T=0, R=1, X, S] \mid X, T=0] \mid T=1]. \end{aligned} \tag{26}$$

We can further extend the efficiency result in Theorem 2.1 for ATE to ATT.

Theorem E.1. *Under the conditions in Theorem 2.1, the semiparametric efficiency lower bound for δ_{ATT}^* under model \mathcal{M} is $V_{\text{ATT}}^* = \mathbb{E}[\psi^2(W; \delta_{\text{ATT}}^*, \eta^*)]$ where*

$$\begin{aligned} \psi_{\text{ATT}}(W; \delta_{\text{ATT}}^*, \eta^*) &= \frac{T}{\mathbb{P}(T=1)} (\tilde{\mu}^*(1, X, S) - \mu^*(0, X) - \delta_{\text{ATT}}^*) + \frac{TR}{\mathbb{P}(T=1)r^*(1, X, S)} (Y - \tilde{\mu}^*(1, X, S)) \\ &\quad - \frac{e^*(X)}{\mathbb{P}(T=1)} \frac{(1-T)R}{(1-e^*(X))r^*(0, X, S)} (Y - \tilde{\mu}^*(0, X, S)) - \frac{e^*(X)}{\mathbb{P}(T=1)} \frac{1-T}{1-e^*(X)} (\tilde{\mu}^*(0, X, S) - \mu^*(0, X)). \end{aligned}$$

Moreover, we can also consider the four settings described in Section 2.2, and derive the corresponding efficient lower bounds.

Theorem E.2. *Under the conditions in Theorem 2.2, the efficiency lower bounds for δ_{ATT}^* in setting j is $V_{\text{ATT},j}^* = \mathbb{E}[\psi_j^2(W; \delta_{\text{ATT}}^*, \eta^*)]$ for $j = \text{I}, \dots, \text{IV}$, where*

$$\begin{aligned} \psi_{\text{ATT,I}}(W; \delta_{\text{ATT}}^*, \eta^*) &= \psi_{\text{ATT,II}}(W; \delta_{\text{ATT}}^*, \eta^*) = \frac{T}{\mathbb{P}(T=1)} (\mu^*(1, X) - \mu^*(0, X) - \delta_{\text{ATT}}^*) \\ &\quad + \frac{T}{\mathbb{P}(T=1)} \frac{R}{r^*(1, X)} (Y - \mu^*(1, X)) - \frac{e^*(X)}{\mathbb{P}(T=1)} \frac{(1-T)R}{(1-e^*(X))r^*(0, X)} (Y - \mu^*(0, X)), \\ \psi_{\text{ATT,III}}(W; \delta_{\text{ATT}}^*, \eta^*) &= \frac{T}{\mathbb{P}(T=1)} (\tilde{\mu}^*(1, X, S) - \mu^*(0, X) - \delta_{\text{ATT}}^*) + \frac{TR}{\mathbb{P}(T=1)r^*(1, X)} (Y - \tilde{\mu}^*(1, X, S)) \\ &\quad - \frac{e^*(X)}{\mathbb{P}(T=1)} \frac{(1-T)R}{(1-e^*(X))r^*(0, X)} (Y - \tilde{\mu}^*(0, X, S)) \\ &\quad - \frac{e^*(X)}{\mathbb{P}(T=1)} \frac{1-T}{1-e^*(X)} (\tilde{\mu}^*(0, X, S) - \mu^*(0, X)) \\ \psi_{\text{ATT,IV}}(W; \delta_{\text{ATT}}^*, \eta^*) &= \frac{T}{\mathbb{P}(T=1)} (Y - \mu^*(0, X) - \delta_{\text{ATT}}^*) - \frac{e^*(X)}{\mathbb{P}(T=1)} \frac{1-T}{(1-e^*(X))} (Y - \mu^*(0, X)). \end{aligned}$$

In the following corollary, we further compare the efficiency bounds of the four different settings. The results are analogous to those in Corollary 2.1, expect that they are now restricted to the treated subpopulation. This is not surprising because the target ATT parameter is restricted to the treated subpopulation.

Corollary E.1. *Under the conditions in Theorem 2.2,*

1. *The efficiency gain from observing the surrogates on all units is measured by*

$$\begin{aligned} V_{\text{ATT,I}}^* - V_{\text{ATT,III}}^* &= V_{\text{ATT,II}}^* - V_{\text{ATT,III}}^* \\ &= \frac{1}{\mathbb{P}(T=1)} \mathbb{E} \left[\frac{1-r^*(1, X)}{r^*(1, X)} \text{Var}[\tilde{\mu}^*(1, X, S(1)) \mid X] + \frac{e^*(X)(1-r^*(0, X))}{(1-e^*(X))r^*(0, X)} \text{Var}[\tilde{\mu}^*(0, X, S(0)) \mid X] \mid T=1 \right]. \end{aligned}$$

2. *The information loss due to not fully observing the primary outcome is measured by*

$$\begin{aligned} V_{\text{ATT,III}}^* - V_{\text{ATT,IV}}^* &= \frac{1}{\mathbb{P}(T=1)} \mathbb{E} \left[\frac{1-r^*(1, X)}{r^*(1, X)} \text{Var}[Y(1) \mid X, S(1)] + \frac{e^*(X)(1-r^*(0, X))}{(1-e^*(X))r^*(0, X)} \text{Var}[Y(0) \mid X, S(0)] \mid T=1 \right]. \end{aligned}$$

F Proofs

F.1 Supporting Lemmas

Lemma F.1. *Under Assumptions 1 and 2, we have*

$$\tilde{\mu}(t, X, S(t)) = \mathbb{E}[Y(t) \mid X, S(t)].$$

Proof. Under Assumptions 1 and 2, we have that for $t = 0, 1$,

$$\begin{aligned} \tilde{\mu}(t, x, s) &= \mathbb{E}[Y \mid T = t, X = x, S = s, R = 1] \\ &= \mathbb{E}[Y(t) \mid T = t, X = x, S(t) = s, R = 1] \\ &= \mathbb{E}[Y(t) \mid T = t, X = x, S(t) = s] && \text{(Assumption 2)} \\ &= \mathbb{E}[Y(t) \mid X = x, S(t) = s]. && \text{(Assumption 1)} \end{aligned}$$

It follows that $\tilde{\mu}(t, X, S(t)) = \mathbb{E}[Y(t) \mid X, S(t)]$. \square

Lemma F.2. *Under Assumptions 1 to 4, the following holds:*

$$\mathbb{E}[\tilde{\mu}^*(T, X, S) \mid T, X] = \mu^*(T, X).$$

Proof. Under Assumptions 1 and 2, we have that for $t = 0, 1$,

$$\begin{aligned} \mathbb{E}[\tilde{\mu}^*(T, X, S) \mid T = t, X] &= \mathbb{E}[\mathbb{E}[Y(t) \mid R = 1, T = t, X, S(t)] \mid T = t, X] \\ &= \mathbb{E}[\mathbb{E}[Y(t) \mid T = t, X, S(t)] \mid T = t, X] \\ &= \mathbb{E}[Y(t) \mid T = t, X]. \end{aligned}$$

Moreover, under Assumptions 2 and 4, we have $(Y(t), S(t)) \perp R \mid T, X$. This in turn implies $Y(t) \perp R \mid T, X$. It follows that

$$\mu^*(t, X) = \mathbb{E}[Y(t) \mid T = t, X, R = 1] = \mathbb{E}[Y(t) \mid T = t, X] = \mathbb{E}[\tilde{\mu}^*(T, X, S) \mid T = t, X].$$

\square

Lemma F.3. *If $\mathbb{P}(R = 1) = 0$, then $r^*(T, X, S) = \mathbb{P}(R = 1 \mid T, X, S) = 0$ almost surely.*

Proof. Obviously $\mathbb{E}[r^*(T, X, S)] = \mathbb{P}(R = 1) = 0$.

Denote $\mathcal{A} = \{\mathbb{P}(R = 1 \mid T, X, S) > 0\}$ and $\mathcal{A}_m = \{\mathbb{P}(R = 1 \mid T, X, S) \geq \frac{1}{m}\}$ for $m = 1, 2, \dots$. Obviously $\mathcal{A} = \cup_{m=1}^{\infty} \mathcal{A}_m$. By Chebyshev inequality,

$$0 \leq \mathbb{P}(\mathcal{A}_m) \leq m \mathbb{E}[r^*(T, X, S)] = 0.$$

This implies that $\mathbb{P}(\mathcal{A}_m) = 0$. By the countable subadditivity of probability measure, we thus have $\mathbb{P}(\mathcal{A}) \leq \sum_{m=1}^{\infty} \mathbb{P}(\mathcal{A}_m) = 0$. \square

Lemma F.4. *For $k = 1, \dots, K$, if $\|\hat{\mu}_k - \mu_0\|_2 = O_p(\rho_{N,\mu})$, $\|\hat{\tilde{\mu}}_k - \tilde{\mu}_0\|_2 = O_p(\rho_{N,\tilde{\mu}})$, and $\|\hat{r} - r_0\|^2 = O_p(\rho_{N,r})$, then for $t = 0, 1$,*

$$\begin{aligned} \|\hat{\mu}_k(t, X) - \mu_0(t, X)\|_2 &= O_p(\rho_{N,\mu}), \\ \|\hat{\tilde{\mu}}_k(t, X, S(t)) - \tilde{\mu}_0(t, X, S(t))\|_2 &= O_p(\rho_{N,\tilde{\mu}}), \|\hat{r}_k(t, X, S(t)) - r_0(t, X, S(t))\|_2 = O_p(\rho_{N,r}). \end{aligned}$$

If $\|\tilde{\mu}_0 - \tilde{\mu}^\|_2, \|\mu_0 - \mu^*\|_2$ are almost surely bounded, then $\|\tilde{\mu}_0(t, X, S(t)) - \tilde{\mu}^*(t, X, S(t))\|_2, \|\mu_0(t, X) - \mu^*(t, X)\|_2$ for $t = 0, 1$ are also almost surely bounded.*

Moreover, if $\|Y(0)\|_q \vee \|Y(1)\|_q \leq C$ for a constant $q > 2$, then $\|\mu^(t, X)\|_q \leq C, \|\tilde{\mu}^*(t, X, S)\|_q \leq C$ for $t = 0, 1$.*

Proof. We note that

$$\begin{aligned}
\|\hat{\mu}_k - \mu_0\|_2 &= \left\{ \mathbb{E}[\hat{\mu}_k(T, X) - \mu_0(T, X)]^2 \right\}^{1/2} \\
&= \left\{ \mathbb{E}[(\hat{\mu}_k(1, X) - \mu_0(1, X))^2 e^*(X) + (\hat{\mu}_k(0, X) - \mu_0(0, X))^2 (1 - e^*(X))] \right\}^{1/2} \\
&\geq (2\epsilon)^{1/2} [\|\hat{\mu}_k(1, X) - \mu_0(1, X)\|_2 \vee \|\hat{\mu}_k(0, X) - \mu_0(0, X)\|_2].
\end{aligned}$$

Thus $\|\hat{\mu}_k - \mu_0\|_2 = O_p(\rho_{N,\mu})$ implies $\|\hat{\mu}(t, X) - \mu_0(t, X)\|_2 = O_p(\rho_{N,\mu})$ for $t = 0, 1$. Similarly, we can prove that $\|\hat{\tilde{\mu}}(t, X, S(t)) - \tilde{\mu}_0(t, X, S(t))\|_2 = O_p(\rho_{N,\tilde{\mu}})$ given $\|\hat{\tilde{\mu}}_k - \tilde{\mu}_0\|_2 = O_p(\rho_{N,\tilde{\mu}})$, and $\|\tilde{\mu}_0(t, X, S(t)) - \tilde{\mu}^*(t, X, S(t))\|_2, \|\mu_0(t, X) - \mu^*(t, X)\|_2$ are almost surely bounded given that $\|\tilde{\mu}_0 - \tilde{\mu}^*\|_2, \|\mu_0 - \mu^*\|_2$ are almost surely bounded.

Moreover,

$$\begin{aligned}
\|\hat{r} - r_0\|_2^2 &= \mathbb{E} \left[(\hat{r}(T, X, S) - r(T, X, S))^2 \right] \\
&= \mathbb{E} \left[\mathbb{E}[\mathbb{E}[(\hat{r}(T, X, S) - r(T, X, S))^2 \mid X, T] \mid X] \right] \\
&= \mathbb{E} \left[e^*(X) \mathbb{E}[(\hat{r}(1, X, S(1)) - r(1, X, S(1)))^2 \mid X, T = 1] \right. \\
&\quad \left. + (1 - e^*(X)) \mathbb{E}[(\hat{r}(0, X, S(0)) - r(0, X, S(0)))^2 \mid X, T = 0] \right] \\
&= \mathbb{E} \left[e^*(X) (\hat{r}(1, X, S(1)) - r(1, X, S(1)))^2 + (1 - e^*(X)) (\hat{r}(0, X, S(0)) - r(0, X, S(0)))^2 \right] \\
&\geq 2\epsilon (\|\hat{r}(1, X, S(1)) - r_0(1, X, S(1))\|_2^2 \vee \|\hat{r}(0, X, S(0)) - r_0(0, X, S(0))\|_2^2)
\end{aligned}$$

Therefore, $\|\hat{r}(1, X, S(1)) - r_0(1, X, S(1))\|_2 = O_p(\rho_{N,r})$ and $\|\hat{r}(0, X, S(0)) - r_0(0, X, S(0))\|_2 = O_p(\rho_{N,r})$.

For the last statement, note that

$$\|\mu^*(1, X)\|_q = \mathbb{E}[\mathbb{E}^q[Y(1) \mid X]]^{1/q} \stackrel{\text{Jensen's inequality}}{\leq} \|Y(1)\|_q \leq C.$$

Similarly we can prove that $\|\mu^*(0, X)\|_q, \|\tilde{\mu}^*(0, X, S)\|_q \leq \|Y(0)\|_q$ and $\|\tilde{\mu}^*(1, X, S)\|_q \leq \|Y(1)\|_q$. Thus $\|\psi(W; \delta^*, \eta^*)\|_q = O(1)$. \square

F.2 Proofs for Section 1

Proof for Lemma 1.1. Note that we have

$$\begin{aligned}
\mathbb{E}[Y(t)] &= \mathbb{E} \left\{ \mathbb{E}[Y(t) \mid X] \right\} \\
&= \mathbb{E} \left\{ \mathbb{E}[\mathbb{E}(Y(t) \mid X, S(t)) \mid X] \right\} \\
&= \mathbb{E} \left\{ \mathbb{E}[\mathbb{E}(Y(t) \mid T = t, X, S(t)) \mid X] \right\} && \text{(Assumption 1)} \\
&= \mathbb{E} \left\{ \mathbb{E}[\mathbb{E}(Y(t) \mid T = t, X, S(t), R = 1) \mid X] \right\} && \text{(Assumption 2)}
\end{aligned}$$

$$= \mathbb{E} \left\{ \mathbb{E} \left[\mathbb{E}(Y(t) \mid T = t, X, S(t), R = 1) \mid X, T = t \right] \right\}. \quad (\text{Assumption 1})$$

It follows that

$$\begin{aligned} \mathbb{E}[Y(t)] &= \mathbb{E} \left\{ \mathbb{E} \left[\mathbb{E}(Y(t) \mid T = t, X, S(t), R = 1) \mid X, T = t \right] \right\} \\ &= \mathbb{E} \left\{ \mathbb{E} \left[\mathbb{E}(Y \mid T = t, X, S, R = 1) \mid X, T = t \right] \right\}. \end{aligned}$$

□

F.3 Proofs for Section 2

Proof for Lemma 2.1. The identification of ATE in setting III is already established in Lemma 1.1, so we focus on establishing identification in the other three settings.

Under Assumptions 1 to 4, we have that $(Y(t), S(t)) \perp (T, R) \mid X$. This in particular implies that $Y(t) \perp (T, R) \mid X$. Therefore, we have

$$\begin{aligned} \mathbb{E}[Y(t)] &= \mathbb{E}[\mathbb{E}(Y(t) \mid X)] \\ &= \mathbb{E}[\mathbb{E}(Y(t) \mid T = t, R = 1, X)] \\ &= \mathbb{E}[\mathbb{E}(Y \mid T = t, R = 1, X)]. \end{aligned} \quad (27)$$

The last display only depends on distributions of observed data in setting I, II, IV in Definition 1. This shows the identification of ATE in these three settings. □

Proof for Lemma 2.2. If Assumptions 2 and 4 hold, then we have $(Y(t), S(t)) \perp R \mid X, T$. Then Assumption 1 holds, i.e., $(Y(t), S(t)) \perp T \mid X$ if and only if $(Y(t), S(t)) \perp (T, R) \mid X$. According to Theorem 17.2 in Wasserman [2004], this is equivalent to $(Y(t), S(t)) \perp R \mid X, T$ and

$$(Y(t), S(t)) \perp T \mid X, R.$$

Therefore, under Assumptions 2 and 4, Assumption 1 holds if and only if $(Y(t), S(t)) \perp T \mid X, R$.

Moreover, when Assumption 4 holds, we have $S(t) \perp R \mid T = t, X$, which is equivalent to $S \perp R \mid T = t, X$. Thus we have $r^*(t, x, s) = \mathbb{P}(R = 1 \mid T = t, X, S) = \mathbb{P}(R = 1 \mid T = t, X)$. Plus,

$$\begin{aligned} \mu^*(t, x) &= \mathbb{E}[\tilde{\mu}^*(T, X, S) \mid T = t, X = x] \\ &= \mathbb{E}[\tilde{\mu}^*(t, X, S(t)) \mid T = t, X = x] \\ &= \mathbb{E}[\tilde{\mu}^*(t, X, S(t)) \mid T = t, X = x, R = 1] \\ &= \mathbb{E}[\tilde{\mu}^*(t, X, S) \mid T = t, X = x, R = 1] \\ &= \mathbb{E}[\mathbb{E}[Y \mid T = t, X, S, R = 1] \mid T = t, X = x, R = 1] = \mathbb{E}[Y \mid T = t, X, R = 1]. \end{aligned}$$

□

Proof for Theorem 2.1. Suppose that distribution of X , conditional distributin of $S \mid X, T$, and conditional distribution of $Y \mid R, S, T, X$ have true density functions $f_X^*, f_{S|X,T}^*, f_{Y|R,S,T,X}^*$ with respect to a certain dominating measure. We consider the following model:

$$\mathcal{M}_{np} = \left\{ f_{X,T,S,R,Y}(X, T, S, R, Y) = f_X(X) [e(X)^T (1 - e(X))^{1-T}] f_{S|X,T}(S \mid X, T) \right.$$

$\times [r(T, X, S)^R (1 - r(T, X, S))^{1-R}] f_{Y|R=1, S, T, X}^R(Y, S, T, X) :$
 $f_X, f_{S|X, T}, f_{Y|R=1, S, T, X}$ are arbitrary density functions of the distributions
indicated by their respective subscripts, and $e(X), r(T, X, S)$ are arbitrary
functions obeying $e(X) \in [\epsilon, 1 - \epsilon], r(T, X, S) \in [\epsilon, 1]$

The tangent space corresponding to this model is

$$\Lambda = \bar{\Lambda}_X \oplus \bar{\Lambda}_{T|X} \oplus \bar{\Lambda}_{S|T, X} \oplus \bar{\Lambda}_{R|S, T, X} \oplus \bar{\Lambda}_{Y|R, S, T, X},$$

where $\bar{\Lambda}_X, \bar{\Lambda}_{T|X}, \bar{\Lambda}_{S|T, X}, \bar{\Lambda}_{R|S, T, X}, \bar{\Lambda}_{Y|R, S, T, X}$ are mean square closures of the following sets respectively:

$$\begin{aligned}
\Lambda_X &= \{\text{SC}_X(X) \in L_2(X) : \mathbb{E}[\text{SC}_X(X)] = 0\}, \\
\Lambda_{T|X} &= \{\text{SC}_{T|X}(T, X) \in L_2(T, X) : \mathbb{E}[\text{SC}_{T|X}(T, X) | X] = 0\}, \\
\Lambda_{S|X, T} &= \{\text{SC}_{S|X, T}(S, X, T) \in L_2(S, X, T) : \mathbb{E}[\text{SC}_{S|X, T}(S, X, T) | X, T] = 0\}, \\
\Lambda_{R|S, X, T} &= \{\text{SC}_{R|S, X, T}(R, S, X, T) \in L_2(R, S, X, T) : \mathbb{E}[\text{SC}_{R|S, X, T}(R, S, X, T) | S, X, T] = 0\}, \\
\Lambda_{Y|R, S, X, T} &= \{R \times \text{SC}_{Y|R=1, S, X, T}(Y, R, S, X, T) \in L_2(Y, R, S, X, T) : \\
&\quad \mathbb{E}[\text{SC}_{Y|R=1, S, X, T}(Y, R, S, X, T) | R = 1, S, X, T] = 0\}.
\end{aligned}$$

We now derive the efficient influence function of $\xi_1^* = \mathbb{E}[Y(1)]$. The efficient influence function of $\xi_0^* = \mathbb{E}[Y(0)]$ is analogous so we omit the details for brevity.

According to Lemma 1.1,

$$\xi_1^* = \mathbb{E}[Y(1)] = \mathbb{E} \left[\mathbb{E}[\mathbb{E}[Y | R = 1, T = 1, X, S] | X, T = 1] \right].$$

Consider regular parametric submodels indexed by parameters γ , where $\gamma = 0$ corresponds to the underlying true data distribution. We use \mathbb{E}_γ to denote the expectation under the submodel distribution with parameter value γ . Then the corresponding target parameter is

$$\mathbb{E}_\gamma[Y(1)] = \mathbb{E}_\gamma \left[\mathbb{E}_\gamma[\mathbb{E}[Y | R = 1, T = 1, X, S] | X, T = 1] \right].$$

We also use $\text{SC}(Y, R, S, T, X)$ to denote the score function corresponding to the parametric submodel. According to the discussions above, we can write

$$\text{SC}(Y, R, S, T, X) = \text{SC}(X) + \text{SC}(T | X) + \text{SC}(S | T, X) + \text{SC}(R | S, T, X) + \text{SC}(Y | R, S, T, X),$$

where the components above satisfy the restrictions imposed in the sets $\Lambda_X, \Lambda_{T|X}, \Lambda_{S|T, X}, \Lambda_{R|S, T, X}, \Lambda_{Y|R, S, T, X}$ respectively.

We will next show that

$$\frac{\partial}{\partial \gamma} \mathbb{E}_\gamma[Y(1)]|_{\gamma=0} = \mathbb{E}[\psi_1(Y, R, S, T, X) \text{SC}(Y, R, S, T, X)], \quad (28)$$

where

$$\psi_1(Y, R, S, T, X) = \mu^*(1, X) - \xi_1^* + \frac{T}{e^*(X)}(\tilde{\mu}^*(1, X, S) - \mu^*(1, X))$$

$$+ \frac{TR}{e^*(X)r^*(1, X, S)}(Y - \tilde{\mu}^*(1, X, S)).$$

Note that

$$\begin{aligned} \frac{\partial \mathbb{E}_\gamma[Y(1)]}{\partial \gamma}|_{\gamma=0} &= \frac{\partial}{\partial \gamma} \mathbb{E}_\gamma[\mu^*(1, X)]|_{\gamma=0} + \mathbb{E} \left[\frac{\partial}{\partial \gamma} \mathbb{E}_\gamma[\tilde{\mu}^*(1, X, S) \mid X, T = 1]|_{\gamma=0} \right] \\ &+ \mathbb{E} \left[\mathbb{E} \left[\frac{\partial}{\partial \gamma} \mathbb{E}_\gamma[Y \mid T = 1, R = 1, X, S]|_{\gamma=0} \mid X, T = 1 \right] \right]. \end{aligned} \quad (29)$$

Now we deal with each term respectively.

First,

$$\begin{aligned} \frac{\partial}{\partial \gamma} \mathbb{E}_\gamma[\mu^*(1, X)]|_{\gamma=0} &= \mathbb{E}[\mu^*(1, X)SC(X)] = \mathbb{E}[(\mu^*(1, X) - \xi_1^*)SC(X)] \\ &= \mathbb{E}[(\mu^*(1, X) - \xi_1^*)SC(Y, R, S, T, X)]. \end{aligned}$$

Second,

$$\begin{aligned} \mathbb{E} \left[\frac{\partial}{\partial \gamma} \mathbb{E}_\gamma[\tilde{\mu}^*(1, X, S) \mid X, T = 1]|_{\gamma=0} \right] &= \mathbb{E}[\mathbb{E}[\tilde{\mu}^*(1, X, S)SC(S \mid X, T) \mid X, T = 1]] \\ &= \mathbb{E}[\mathbb{E}[(\tilde{\mu}^*(1, X, S) - \mu^*(1, X))SC(S \mid X, T) \mid X, T = 1]] \\ &= \mathbb{E}[\mathbb{E}[(\tilde{\mu}^*(1, X, S) - \mu^*(1, X))SC(Y, R, S, T, X) \mid X, T = 1]] \\ &= \mathbb{E} \left[\frac{T}{e^*(X)} (\tilde{\mu}^*(1, X, S) - \mu^*(1, X))SC(Y, R, S, T, X) \right]. \end{aligned}$$

Third,

$$\begin{aligned} &\mathbb{E} \left[\mathbb{E} \left[\frac{\partial}{\partial \gamma} \mathbb{E}_\gamma[Y \mid T = 1, R = 1, X, S]|_{\gamma=0} \mid X, T = 1 \right] \right] \\ &= \mathbb{E} \left[\mathbb{E}[\mathbb{E}[Y \times SC(Y \mid R, S, T, X) \mid T = 1, R = 1, X, S]] \mid X, T = 1 \right] \\ &= \mathbb{E} \left[\mathbb{E}[\mathbb{E}[(Y - \tilde{\mu}^*(1, X, S)) \times SC(Y \mid R, S, T, X) \mid T = 1, R = 1, X, S] \mid X, T = 1] \right] \\ &= \mathbb{E} \left[\mathbb{E} \left[\frac{R}{r^*(1, X, S)} (Y - \tilde{\mu}^*(1, X, S)) \times SC(Y \mid R, S, T, X) \mid X, T = 1 \right] \right] \\ &= \mathbb{E} \left[\frac{TR}{e^*(X)r^*(1, X, S)} (Y - \tilde{\mu}^*(1, X, S)) \times SC(Y \mid R, S, T, X) \right] \\ &= \mathbb{E} \left[\frac{TR}{e^*(X)r^*(1, X, S)} (Y - \tilde{\mu}^*(1, X, S)) \times SC(Y, R, S, T, X) \right] \end{aligned}$$

Putting these three terms together, we obtain Equation (28).

Finally, we can show that $\psi_1(Y, R, S, T, X)$ belongs to the tangent space Λ . We can write

$$\begin{aligned} \psi_1(Y, R, S, T, X) &= \mu^*(1, X) - \xi_1^* \\ &+ \frac{T}{e^*(X)}(\tilde{\mu}^*(1, X, S) - \mu^*(1, X)) \\ &+ \frac{TR}{e^*(X)r^*(1, X, S)}(Y - \tilde{\mu}^*(1, X, S)). \end{aligned}$$

It is easy to show that the three terms in the right hand side above belong to $\bar{\Lambda}_X, \bar{\Lambda}_{S|T,X}, \bar{\Lambda}_{Y|R,S,T,X}$ respectively. Therefore, $\psi_1(Y, R, S, T, X)$ belongs to the tangent space Λ , and thus it is the efficient influence function for ξ_1^* . Moreover, this shows that $\psi_1(Y, R, S, T, X)$ is orthogonal to $\bar{\Lambda}_{T|X}$ and $\bar{\Lambda}_{R|S,T,X}$, so the efficiency bound is also invariant to any restriction on the conditional distributions of $T | X$ and $R | S, T, X$. In particular, the efficiency bound remains the same if the propensity score $e^*(X)$ and $r^*(T, X, S)$ are known.

Similarly, we can show that the efficient influence function for ξ_0^* is

$$\begin{aligned}\psi_0(Y, R, S, T, X) &= \mu^*(0, X) - \xi_0^* + \frac{1-T}{1-e^*(X)}(\tilde{\mu}^*(0, X, S) - \mu^*(0, X)) \\ &\quad + \frac{(1-T)R}{1-e^*(X)r^*(0, X, S)}(Y - \tilde{\mu}^*(0, X, S)).\end{aligned}$$

It follows that the efficient influence function for δ^* is $\psi = \psi_1 - \psi_0$, which proves the asserted conclusion in Theorem 2.1. \square

Corollary F.1. *Under Assumptions 1 to 4, the efficiency lower bound in Theorem 2.1 is*

$$\begin{aligned}V^* = \mathbb{E}[\psi^2(W; \delta^*, \eta^*)] &= \text{Var}\left\{\left(\frac{TR}{e^*(X)r^*(1, X, S)} - \frac{(1-T)R}{(1-e^*(X))r^*(0, X, S)}\right)Y\right\} \\ &\quad - \mathbb{E}\left\{\left(\sqrt{\frac{1-e^*(X)}{e^*(X)}}\mu^*(1, X) + \sqrt{\frac{e^*(X)}{1-e^*(X)}}\mu^*(0, X)\right)^2\right\} \\ &\quad - \mathbb{E}\left\{\frac{1}{e^*(X)}\frac{1-r^*(1, X, S(1))}{r^*(1, X, S(1))}\tilde{\mu}^{*2}(1, X, S(1))\right. \\ &\quad \left. + \frac{1}{1-e^*(X)}\frac{1-r^*(0, X, S(0))}{r^*(0, X, S(0))}\tilde{\mu}^{*2}(0, X, S(0))\right\}\end{aligned}$$

Proof. By straightforward algebra, we can show that

$$\begin{aligned}V^* &= \text{Var}[\psi(W; \xi_1^*, \eta^*)] \\ &= \text{Var}\left\{\left(\frac{TR}{e^*(X)r^*(1, X, S)} - \frac{(1-T)R}{(1-e^*(X))r^*(0, X, S)}\right)Y\right\} \\ &\quad + \underbrace{\text{Var}\{\mu^*(1, X) - \mu^*(0, X)\}}_{V_1} + \underbrace{\text{Var}\left\{\left(\frac{TR}{e^*(X)r^*(1, X, S)} - \frac{(1-T)R}{(1-e^*(X))r^*(0, X, S)}\right)\tilde{\mu}^*(T, X, S)\right\}}_{V_2} \\ &\quad + \underbrace{\text{Var}\left\{\left(\frac{T}{e^*(X)} - \frac{1-T}{1-e^*(X)}\right)\tilde{\mu}^*(T, X, S)\right\}}_{V_3} + \underbrace{\text{Var}\left\{\left(\frac{T}{e^*(X)} - \frac{1-T}{1-e^*(X)}\right)\mu^*(T, X)\right\}}_{V_4} \\ &\quad + 2 \underbrace{\text{Cov}\left(\mu^*(1, X) - \mu^*(0, X), \left(\frac{TR}{e^*(X)r^*(1, X, S)} - \frac{(1-T)R}{(1-e^*(X))r^*(0, X, S)}\right)(Y - \tilde{\mu}^*(T, X, S))\right)}_{V_5} \\ &\quad + 2 \underbrace{\text{Cov}\left(\mu^*(1, X) - \mu^*(0, X), \left(\frac{T}{e^*(X)} - \frac{1-T}{1-e^*(X)}\right)(\tilde{\mu}^*(T, X, S) - \mu^*(T, X))\right)}_{V_6}\end{aligned}$$

$$\begin{aligned}
& + 2 \underbrace{\text{Cov} \left\{ \left(\frac{T}{e^*(X)} - \frac{1-T}{1-e^*(X)} \right) (\tilde{\mu}^*(T, X, S) - \mu^*(T, X)), \right.} \\
& \quad \left. \left(\frac{TR}{e^*(X)r^*(1, X, S)} - \frac{(1-T)R}{(1-e^*(X))r^*(0, X, S)} \right) (Y - \tilde{\mu}^*(T, X, S)) \right\}}_{V_7} \\
& - 2 \underbrace{\text{Cov} \left\{ \left(\frac{TR}{e^*(X)r^*(1, X, S)} - \frac{(1-T)R}{(1-e^*(X))r^*(0, X, S)} \right) Y, \right.} \\
& \quad \left. \left(\frac{TR}{e^*(X)r^*(1, X, S)} - \frac{(1-T)R}{(1-e^*(X))r^*(0, X, S)} \right) \tilde{\mu}^*(T, X, S) \right\}}_{V_8} \\
& - 2 \underbrace{\text{Cov} \left\{ \left(\frac{T}{e^*(X)} - \frac{1-T}{1-e^*(X)} \right) \tilde{\mu}^*(T, X, S), \left(\frac{T}{e^*(X)} - \frac{1-T}{1-e^*(X)} \right) \mu^*(T, X) \right\}}_{V_9}
\end{aligned}$$

Now we compute these terms one by one. For V_1 :

$$\begin{aligned}
\text{Var}\{\mu^*(1, X) - \mu^*(0, X)\} &= \mathbb{E}[(\mu^*(1, X) - \mu^*(0, X))^2] - \mathbb{E}^2[\mu^*(1, X) - \mu^*(0, X)] \\
&= \mathbb{E}[(\mu^*(1, X) - \mu^*(0, X))^2] - (\xi_1^* - \xi_0^*)^2
\end{aligned}$$

For $V_2 \sim V_4$:

$$\begin{aligned}
V_2 &= \text{Var} \left\{ \left(\frac{TR}{e^*(X)r^*(1, X, S)} - \frac{(1-T)R}{(1-e^*(X))r^*(0, X, S)} \right) \tilde{\mu}^*(T, X, S) \right\} \\
&= \text{Var} \left\{ \frac{TR}{e^*(X)r^*(1, X, S(1))} \tilde{\mu}^*(1, X, S(1)) \right\} + \text{Var} \left\{ \frac{(1-T)R}{(1-e^*(X))r^*(0, X, S(0))} \tilde{\mu}^*(0, X, S(0)) \right\} \\
&\quad - 2\text{Cov} \left(\frac{TR}{e^*(X)r^*(1, X, S(1))} \tilde{\mu}^*(1, X, S(1)), \frac{(1-T)R}{(1-e^*(X))r^*(0, X, S(0))} \tilde{\mu}^*(0, X, S(0)) \right) \\
&= \mathbb{E} \left\{ \frac{1}{e^*(X)r^*(1, X, S(1))} \tilde{\mu}^{*2}(1, X, S(1)) \right\} + \mathbb{E} \left\{ \frac{1}{(1-e^*(X))r^*(0, X, S(0))} \tilde{\mu}^{*2}(0, X, S(0)) \right\} \\
&\quad - (\xi_1^* - \xi_0^*)^2.
\end{aligned}$$

since

$$\begin{aligned}
\text{Var} \left\{ \frac{TR}{e^*(X)r^*(1, X, S(1))} \tilde{\mu}^*(1, X, S(1)) \right\} &= \mathbb{E} \left\{ \frac{\mathbb{E}[TR | X, S(1)]}{(e^*(X)r^*(1, X, S(1)))^2} \tilde{\mu}^{*2}(1, X, S(1)) \right\} \\
&\quad - \mathbb{E}^2 \left\{ \frac{\mathbb{E}[TR | X, S(1)]}{e^*(X)r^*(1, X, S(1))} \tilde{\mu}^*(1, X, S(1)) \right\} \\
&= \mathbb{E} \left\{ \frac{1}{e^*(X)r^*(1, X, S(1))} \tilde{\mu}^{*2}(1, X, S(1)) \right\} - \xi_1^{*2}, \\
\text{Var} \left\{ \frac{(1-T)R}{(1-e^*(X))r^*(0, X, S(0))} \tilde{\mu}^*(0, X, S(0)) \right\} &= \mathbb{E} \left\{ \frac{1}{(1-e^*(X))r^*(0, X, S(0))} \tilde{\mu}^{*2}(0, X, S(0)) \right\} - \xi_0^{*2},
\end{aligned}$$

and

$$\begin{aligned}
&\text{Cov} \left(\frac{TR}{e^*(X)r^*(1, X, S(1))} \tilde{\mu}^*(1, X, S(1)), \frac{(1-T)R}{(1-e^*(X))r^*(0, X, S(0))} \tilde{\mu}^*(0, X, S(0)) \right) \\
&= -\mathbb{E} \left[\frac{TR}{e^*(X)r^*(1, X, S(1))} \tilde{\mu}^*(1, X, S(1)) \right] \mathbb{E} \left[\frac{(1-T)R}{(1-e^*(X))r^*(0, X, S(0))} \tilde{\mu}^*(0, X, S(0)) \right] = -\xi_1^* \xi_0^*.
\end{aligned}$$

Similarly,

$$V_3 = \mathbb{E} \left\{ \frac{1}{e^*(X)} \tilde{\mu}^{*2}(1, X, S(1)) \right\} + \mathbb{E} \left\{ \frac{1}{1 - e^*(X)} \tilde{\mu}^{*2}(0, X, S(0)) \right\} - (\xi_1^* - \xi_0^*)^2$$

$$V_4 = \mathbb{E} \left\{ \frac{1}{e^*(X)} \tilde{\mu}^{*2}(1, X) \right\} + \mathbb{E} \left\{ \frac{1}{1 - e^*(X)} \tilde{\mu}^{*2}(0, X) \right\} - (\xi_1^* - \xi_0^*)^2.$$

For $V_5 \sim V_7$:

$$\begin{aligned} V_5 &= \text{Cov} \left(\mu^*(1, X) - \mu^*(0, X), \left(\frac{TR}{e^*(X)r^*(1, X, S)} - \frac{(1-T)R}{(1 - e^*(X))r^*(0, X, S)} \right) (Y - \tilde{\mu}^*(T, X, S)) \right) \\ &= \mathbb{E} \left\{ (\mu^*(1, X) - \mu^*(0, X)) \left(\frac{TR}{e^*(X)r^*(1, X, S)} - \frac{(1-T)R}{(1 - e^*(X))r^*(0, X, S)} \right) \right. \\ &\quad \times (\mathbb{E}[Y \mid R = 1, T, X, S] - \tilde{\mu}^*(T, X, S)) \left. \right\} \\ &\quad - \mathbb{E} \left\{ (\mu^*(1, X) - \mu^*(0, X)) \right\} \mathbb{E} \left\{ \left(\frac{TR}{e^*(X)r^*(1, X, S)} - \frac{(1-T)R}{(1 - e^*(X))r^*(0, X, S)} \right) \right. \\ &\quad \times (\mathbb{E}[Y \mid R = 1, T, X, S] - \tilde{\mu}^*(T, X, S)) \left. \right\} = 0, \end{aligned}$$

since $\mathbb{E}[Y \mid R = 1, T, X, S] = \tilde{\mu}^*(T, X, S)$. Similarly $V_7 = 0$. It is analogous to prove that $V_6 = 0$ by noting that $\mathbb{E}[\tilde{\mu}^*(T, X, S) \mid X, T] = \mu^*(T, X)$ according to Lemma F.2.

For V_8 and V_9 :

$$\begin{aligned} V_8 &= \mathbb{E} \left\{ \left(\frac{TR}{e^*(X)r^*(1, X, S)} - \frac{(1-T)R}{(1 - e^*(X))r^*(0, X, S)} \right)^2 Y \tilde{\mu}^*(T, X, S) \right\} \\ &\quad - \mathbb{E} \left\{ \left(\frac{TR}{e^*(X)r^*(1, X, S)} - \frac{(1-T)R}{(1 - e^*(X))r^*(0, X, S)} \right) \tilde{\mu}^*(T, X, S) \right\} \\ &\quad \times \mathbb{E} \left\{ \left(\frac{TR}{e^*(X)r^*(1, X, S)} - \frac{(1-T)R}{(1 - e^*(X))r^*(0, X, S)} \right) Y \right\} \\ &= \mathbb{E} \left\{ \left(\frac{TR}{e^*(X)r^*(1, X, S)} - \frac{(1-T)R}{(1 - e^*(X))r^*(0, X, S)} \right)^2 \tilde{\mu}^{*2}(T, X, S) \right\} \\ &\quad - \mathbb{E}^2 \left\{ \left(\frac{TR}{e^*(X)r^*(1, X, S)} - \frac{(1-T)R}{(1 - e^*(X))r^*(0, X, S)} \right) \tilde{\mu}^*(T, X, S) \right\} \\ &= \text{Var} \left\{ \left(\frac{TR}{e^*(X)r^*(1, X, S)} - \frac{(1-T)R}{(1 - e^*(X))r^*(0, X, S)} \right) \tilde{\mu}^*(T, X, S) \right\} = V_2, \end{aligned}$$

where the second equality holds because $\mathbb{E}[Y \mid R, T, X, S] = \tilde{\mu}^*(T, X, S)$. Analogously, we can prove that $V_9 = V_4$ by again noting that $\mathbb{E}[\tilde{\mu}^*(T, X, S) \mid X, T] = \mu^*(T, X)$ according to Lemma F.2.

Therefore,

$$\begin{aligned} V^* &= \text{Var} \left\{ \left(\frac{TR}{e^*(X)r^*(1, X, S)} - \frac{(1-T)R}{(1 - e^*(X))r^*(0, X, S)} \right) Y \right\} + V_1 + V_3 - V_2 - V_4 \\ &= \text{Var} \left\{ \left(\frac{TR}{e^*(X)r^*(1, X, S)} - \frac{(1-T)R}{(1 - e^*(X))r^*(0, X, S)} \right) Y \right\} \\ &\quad - \mathbb{E} \left\{ \left(\sqrt{\frac{1 - e^*(X)}{e^*(X)}} \mu^*(1, X) + \sqrt{\frac{e^*(X)}{1 - e^*(X)}} \mu^*(0, X) \right)^2 \right\} \end{aligned}$$

$$- \mathbb{E} \left\{ \frac{1}{e^*(X)} \frac{1 - r^*(1, X, S(1))}{r^*(1, X, S(1))} \tilde{\mu}^{*2}(1, X, S(1)) + \frac{1}{1 - e^*(X)} \frac{1 - r^*(0, X, S(0))}{r^*(0, X, S(0))} \tilde{\mu}^{*2}(0, X, S(0)) \right\},$$

since

$$\begin{aligned} V_1 - V_4 &= -\mathbb{E} \left\{ \frac{1 - e^*(X)}{e^*(X)} \tilde{\mu}^{*2}(1, X) + \frac{e^*(X)}{1 - e^*(X)} \tilde{\mu}^{*2}(0, X) + 2\tilde{\mu}^*(1, X)\tilde{\mu}^*(0, X) \right\} \\ &= -\mathbb{E} \left\{ \left(\sqrt{\frac{1 - e^*(X)}{e^*(X)}} \mu^*(1, X) + \sqrt{\frac{e^*(X)}{1 - e^*(X)}} \mu^*(0, X) \right)^2 \right\}, \end{aligned}$$

and

$$V_3 - V_2 = -\mathbb{E} \left\{ \frac{1}{e^*(X)} \frac{1 - r^*(1, X, S(1))}{r^*(1, X, S(1))} \tilde{\mu}^{*2}(1, X, S(1)) + \frac{1}{1 - e^*(X)} \frac{1 - r^*(0, X, S(0))}{r^*(0, X, S(0))} \tilde{\mu}^{*2}(0, X, S(0)) \right\}.$$

□

Proof for Theorem 2.2. We derive the efficient influence functions and efficiency bounds for different settings respectively. In all parts, we focus on efficient influence function for ξ_1^* . The efficient influence function for ξ_0^* and δ^* can be derived analogously.

Efficient influence function in setting I. Consider the following model:

$$\begin{aligned} \mathcal{M}_{np,I} &= \left\{ f_{X,T,R,Y}(X, T, R, Y) = f_X(X) [e(X)^T (1 - e(X))^{1-T}] [r(T, X)^R (1 - r(T, X))^{1-R}] \right. \\ &\quad \times f_{Y|R=1,T,X}^R(Y, R, T, X) : \\ &\quad f_X \text{ and } f_{Y|R=1,T,X} \text{ are arbitrary density functions,} \\ &\quad \left. \text{and } e(X), r(T, X) \text{ are arbitrary functions obeying } e(X) \in [\epsilon, 1 - \epsilon], r(T, X) \in [\epsilon, 1] \right\}. \end{aligned}$$

The corresponding tangent space is $\Lambda_I = \bar{\Lambda}_X \oplus \bar{\Lambda}_{T|X} \oplus \bar{\Lambda}_{R|T,X} \oplus \bar{\Lambda}_{Y|R,T,X}$, where $\bar{\Lambda}_X$ and $\bar{\Lambda}_{T|X}$ are given in the proof of Theorem 2.1 and $\bar{\Lambda}_{R|T,X}$, $\bar{\Lambda}_{Y|R,T,X}$ are mean square closures of the following sets:

$$\begin{aligned} \Lambda_{R|X,T} &= \{ \text{SC}_{R|X,T}(R, X, T) \in L_2(R, X, T) : \mathbb{E}[\text{SC}_{R|X,T}(R, X, T) | X, T] = 0 \}, \\ \Lambda_{Y|R,X,T} &= \{ R \times \text{SC}_{Y|R=1,X,T}(Y, R, X, T) \in L_2(Y, R, X, T) : \\ &\quad \mathbb{E}[\text{SC}_{Y|R=1,X,T}(Y, R, X, T) | R = 1, X, T] = 0 \}. \end{aligned}$$

We again derive the influence function of $\xi_1^* = \mathbb{E}[Y(1)]$, which can be written as $\xi_1^* = \mathbb{E}[\mathbb{E}[Y | X, T = 1, R = 1]]$ according to Lemma 2.1. Consider regular parametric submodels indexed by γ with score function

$$\text{SC}(Y, R, T, X) = \text{SC}(X) + \text{SC}(T | X) + \text{SC}(R | T, X) + \text{SC}(Y | R, T, X),$$

where the components above satisfy the restrictions imposed in the sets $\Lambda_X, \Lambda_{T|X}, \Lambda_{R|T,X}, \Lambda_{Y|R,T,X}$ respectively. The corresponding target parameter is

$$\mathbb{E}_\gamma[Y(1)] = \mathbb{E}_\gamma[\mathbb{E}_\gamma[Y | X, T = 1, R = 1]].$$

Then

$$\frac{\partial}{\partial \gamma} \mathbb{E}_\gamma [Y(1)]|_{\gamma=0} = \frac{\partial}{\partial \gamma} \mathbb{E}_\gamma [\mathbb{E}[Y | X, T=1, R=1]]|_{\gamma=0} + \mathbb{E} \left[\frac{\partial}{\partial \gamma} \mathbb{E}_\gamma [Y | X, T=1, R=1]|_{\gamma=0} \right].$$

We have

$$\frac{\partial}{\partial \gamma} \mathbb{E}_\gamma [\mathbb{E}[Y | X, T=1, R=1]]|_{\gamma=0} = \mathbb{E} [\mu^*(1, X) \text{SC}(X)] = \mathbb{E} [(\mu^*(1, X) - \xi_1^*) \text{SC}(Y, R, T, X)]$$

and

$$\begin{aligned} \mathbb{E} \left[\frac{\partial}{\partial \gamma} \mathbb{E}_\gamma [Y | X, T=1, R=1]|_{\gamma=0} \right] &= \mathbb{E} [\mathbb{E}[Y \times \text{SC}(Y | X, T, R) | X, T=1, R=1]] \\ &= \mathbb{E} \left[\frac{TR}{e^*(X)r^*(1, X)} (Y - \mu^*(1, X)) \text{SC}(Y, X, T, R) \right]. \end{aligned}$$

It follows that

$$\frac{\partial}{\partial \gamma} \mathbb{E}_\gamma [Y(1)]|_{\gamma=0} = \mathbb{E} [\psi_{I,1}(Y, X, T, R) \text{SC}(Y, X, T, R)],$$

where

$$\psi_{I,1}(Y, X, T, R) = \frac{TR}{e^*(X)r^*(1, X)} (Y - \mu^*(1, X)) + \mu^*(1, X) - \xi_1^*.$$

Finally, we can show that $\psi_{I,1}(Y, R, T, X)$ belongs to the tangent space Λ_I . We can write

$$\begin{aligned} \psi_{I,1}(Y, R, T, X) &= \mu^*(1, X) - \xi_1^* \\ &\quad + \frac{TR}{e^*(X)r^*(1, X)} (Y - \mu^*(1, X)). \end{aligned}$$

It is easy to verify that the terms on the right hand side of the equation above belong to $\bar{\Lambda}_X, \bar{\Lambda}_{Y|R,T,X}$ respectively. Thus $\psi_{I,1}(Y, R, T, X)$ belongs to the tangent space Λ_I . This shows that $\psi_{I,1}$ is the efficient influence function of ξ_1^* . Similarly, we can derive the efficient influence function $\psi_{I,0}$ for ξ_0^* as follows:

$$\psi_{I,0}(Y, R, T, X) = \frac{(1-T)R}{e^*(X)r^*(0, X)} (Y - \mu^*(0, X)) + \mu^*(0, X) - \xi_0^*.$$

It follows that $\psi_{I,1} - \psi_{I,0}$ is the efficient influence function for δ^* . Moreover, from the analysis above, we can see that the efficient influence function is orthogonal to $\bar{\Lambda}_{T|X}$ and $\bar{\Lambda}_{R|T,X}$, so the corresponding efficiency bound is invariant to any restriction on $\bar{\Lambda}_{T|X}$ or $\bar{\Lambda}_{R|T,X}$. In particular, the corresponding efficiency bound is invariant to the knowledge of e^*, r^* .

Efficient influence function in setting II. Now we consider the model

$$\begin{aligned} \mathcal{M}_{np,II} = \left\{ f_{X,T,R,Y,S}(X, T, R, Y, S) &= f_X(X) [e(X)^T (1 - e(X))^{1-T}] [r(T, X)^R (1 - r(T, X))^{1-R}] : \right. \\ &\quad \times f_{Y|R=1,T,X}^R(Y, R, T, X) f_{S|R=1,T,X,Y}^R(S, R, T, X, Y), \\ &\quad \left. f_X, f_{Y|R=1,T,X}, f_{S|R=1,T,X,Y} \text{ are arbitrary density functions,} \right\} \end{aligned}$$

and $e(X), r(T, X)$ are arbitrary functions obeying $e(X) \in [\epsilon, 1 - \epsilon], r(T, X) \in [\epsilon, 1]$ }.

The corresponding tangent space is $\Lambda_{II} = \bar{\Lambda}_X \oplus \bar{\Lambda}_{T|X} \oplus \bar{\Lambda}_{R|T,X} \oplus \bar{\Lambda}_{Y|R,T,X} \oplus \bar{\Lambda}_{S|Y,R,T,X}$, where $\bar{\Lambda}_X$ and $\bar{\Lambda}_{T|X}$ are given in the proof of Theorem 2.1 and $\bar{\Lambda}_{R|T,X}, \bar{\Lambda}_{Y|R,T,X}, \bar{\Lambda}_{S|Y,R,T,X}$ are mean square closures of the following sets:

$$\begin{aligned}\Lambda_{R|X,T} &= \{SC_{R|X,T}(R, X, T) \in L_2(R, X, T) : \mathbb{E}[SC_{R|X,T}(R, X, T) | X, T] = 0\}, \\ \Lambda_{Y|R,X,T} &= \{R \times SC_{Y|R=1,X,T}(Y, R, X, T) \in L_2(Y, R, X, T) : \\ &\quad \mathbb{E}[SC_{Y|R=1,X,T}(Y, R, X, T) | R = 1, X, T] = 0\} \\ \Lambda_{S|Y,R,X,T} &= \{R \times SC_{S|Y,R=1,X,T}(S, Y, R, X, T) \in L_2(S, Y, R, X, T) : \\ &\quad \mathbb{E}[SC_{S|Y,R=1,X,T}(S, Y, R, X, T) | Y, R = 1, X, T] = 0\}.\end{aligned}$$

Consider regular parametric submodels indexed by γ with score function

$$SC(S, Y, R, T, X) = SC(X) + SC(T | X) + SC(R | T, X) + SC(Y | R, T, X) + SC(S | Y, R, T, X),$$

where the components above satisfy the restrictions imposed in the sets $\Lambda_X, \Lambda_{T|X}, \Lambda_{R|T,X}, \Lambda_{Y|R,T,X}, \Lambda_{S|Y,R,T,X}$ respectively. The corresponding target parameter is

$$\mathbb{E}_\gamma[Y(1)] = \mathbb{E}_\gamma[\mathbb{E}_\gamma[Y | X, T = 1, R = 1]].$$

The analyses for setting I already shows that

$$\frac{\partial}{\partial \gamma} \mathbb{E}_\gamma[Y(1)]|_{\gamma=0} = \mathbb{E}[\psi_{I,1}(Y, X, T, R)SC(Y, X, T, R)],$$

It follows that

$$\frac{\partial}{\partial \gamma} \mathbb{E}_\gamma[Y(1)]|_{\gamma=0} = \mathbb{E}[\psi_{I,1}(Y, X, T, R)SC(S, Y, R, T, X)],$$

since

$$\mathbb{E}[\psi_{I,1}(Y, X, T, R)SC(S | Y, R, T, X)] = \mathbb{E}[\psi_{I,1}(Y, X, T, R)\mathbb{E}[SC(S | Y, R, T, X) | Y, R, T, X]] = 0.$$

This means that $\psi_{I,1}$ is also an influence function for ξ_1^* under the model $\mathcal{M}_{np,II}$.

Moreover, we showed that $\psi_{I,1} \in \Lambda_I$. Since $\Lambda_I \subset \Lambda_{II}$, we also have $\psi_{I,1} \in \Lambda_{II}$. It follows that $\psi_{I,1}$ is also the efficient influence function for ξ_1^* under the model $\mathcal{M}_{np,II}$. Similarly, we can validate that $\psi_{I,1} - \psi_{I,0}$ is the efficient influence function of δ^* under the model $\mathcal{M}_{np,II}$. From the analysis for setting I, we can also see that the efficient influence function is orthogonal to $\bar{\Lambda}_{T|X}$ and $\bar{\Lambda}_{R|T,X}$, so the corresponding efficiency bound is invariant to the knowledge of e^*, r^* as well.

Efficient influence function in setting III. Under the additional Assumption 4, we have $R \perp S | T, X$, thus the tangent space under Assumptions 1 to 4 now becomes

$$\Lambda_{III} = \bar{\Lambda}_X \oplus \bar{\Lambda}_{T|X} \oplus \bar{\Lambda}_{S|T,X} \oplus \bar{\Lambda}_{R|T,X} \oplus \bar{\Lambda}_{Y|R,S,T,X},$$

where $\bar{\Lambda}_X, \bar{\Lambda}_{T|X}, \bar{\Lambda}_{S|T,X}, \bar{\Lambda}_{Y|R,S,T,X}$ are given in the proof for Theorem 2.1, and $\bar{\Lambda}_{R|T,X}$ is the mean-square closure of the set

$$\Lambda_{R|X,T} = \{SC_{R|X,T}(R, X, T) \in L_2(R, X, T) : \mathbb{E}[SC_{R|X,T}(R, X, T) | X, T] = 0\}.$$

The function ψ in Equation (11) is again an influence function in setting III with the additional Assumption 4. Moreover, it is easy to show that

$$\begin{aligned} \mu^*(1, X) - \mu^*(0, X) - \delta^* &\in \bar{\Lambda}_X \oplus \bar{\Lambda}_{T|X} \\ \frac{T}{e^*(X)}(\tilde{\mu}^*(1, X, S) - \mu^*(1, X)) - \frac{1-T}{1-e^*(X)}(\tilde{\mu}^*(0, X, S) - \mu^*(0, X)) &\in \bar{\Lambda}_{S|T, X} \\ \frac{TR}{e^*(X)r^*(1, X, S)}(Y - \tilde{\mu}^*(1, X, S)) - \frac{(1-T)R}{(1-e^*(X))r^*(0, X, S)}(Y - \tilde{\mu}^*(0, X, S)) &\in \bar{\Lambda}_{Y|R, S, T, X}. \end{aligned}$$

It follows that $\psi \in \Lambda_{III}$. Thus ψ is again the efficient influence function. From the analysis in the proof for Theorem 2.1, we also know that the corresponding efficiency bound is invariant to the knowledge of e^*, r^* .

Efficient influence function in setting IV. The efficient influence function and its invariance to the knowledge of e^* in setting IV directly follows from Hahn [1998] so we omit the details. Moreover, in this setting the r^* is always known to be equal to 1. \square

Corollary F.2. *Under Assumptions 1 to 4, the efficiency lower bounds for setting I-IV in Definition 1 are given as follows:*

$$\begin{aligned} V_I^* &= V_{II}^* = \text{Var} \left\{ \left(\frac{TR}{e^*(X)r^*(1, X)} - \frac{(1-T)R}{(1-e^*(X))r^*(0, X)} \right) Y \right\} \\ &\quad - \mathbb{E} \left\{ \frac{\mathbb{P}(R=0 | X)}{e^*(X)r^*(1, X)} \mu^{*2}(1, X) + \frac{\mathbb{P}(R=0 | X)}{e^*(X)r^*(0, X)} \mu^{*2}(0, X) \right\} \\ &\quad - \mathbb{E} \left\{ \left(\sqrt{\frac{1-e^*(X)}{e^*(X)} \frac{r^*(0, X)}{r^*(1, X)}} \mu^*(1, X) + \sqrt{\frac{e^*(X)}{1-e^*(X)} \frac{r^*(1, X)}{r^*(0, X)}} \mu^*(0, X) \right)^2 \right\} \\ V_{III}^* &= \text{Var} \left\{ \left(\frac{TR}{e^*(X)r^*(1, X)} - \frac{(1-T)R}{(1-e^*(X))r^*(0, X)} \right) Y \right\} \\ &\quad - \mathbb{E} \left\{ \left(\sqrt{\frac{1-e^*(X)}{e^*(X)}} \mu^*(1, X) + \sqrt{\frac{e^*(X)}{1-e^*(X)}} \mu^*(0, X) \right)^2 \right\} \\ &\quad - \mathbb{E} \left\{ \frac{1}{e^*(X)} \frac{1-r^*(1, X)}{r^*(1, X)} \tilde{\mu}^{*2}(1, X, S(1)) + \frac{1}{1-e^*(X)} \frac{1-r^*(0, X)}{r^*(0, X)} \tilde{\mu}^{*2}(0, X, S(0)) \right\} \\ V_{IV}^* &= \text{Var} \left\{ \left(\frac{T}{e^*(X)} - \frac{1-T}{1-e^*(X)} \right) Y \right\} - \mathbb{E} \left\{ \left(\sqrt{\frac{1-e^*(X)}{e^*(X)}} \mu^*(1, X) + \sqrt{\frac{e^*(X)}{1-e^*(X)}} \mu^*(0, X) \right)^2 \right\}. \end{aligned}$$

Proof. **Efficiency bound in setting I.** The semiparametric efficiency bound is given by $\text{Var}\{\psi_I(W; \delta^*, \eta^*)\}$:

$$\begin{aligned} V_I^* &= \text{Var}\{\psi_I(W; \delta^*, \eta^*)\} \\ &= \text{Var} \left\{ \left(\frac{TR}{e^*(X)r^*(1, X)} - \frac{(1-T)R}{(1-e^*(X))r^*(0, X)} \right) Y \right\} + \underbrace{\text{Var}\{\mu^*(1, X) - \mu^*(0, X)\}}_{V_{10}} \\ &\quad + \underbrace{\text{Var} \left\{ \left(\frac{TR}{e^*(X)r^*(1, X)} - \frac{(1-T)R}{(1-e^*(X))r^*(0, X)} \right) \mu^*(T, X) \right\}}_{V_{11}} \end{aligned}$$

$$\begin{aligned}
& -2 \underbrace{\text{Cov} \left\{ \left(\frac{TR}{e^*(X)r^*(1,X)} - \frac{(1-T)R}{(1-e^*(X))r^*(0,X)} \right) Y, \right.}_{V_{12}} \\
& \quad \left. \left(\frac{TR}{e^*(X)r^*(1,X)} - \frac{(1-T)R}{(1-e^*(X))r^*(0,X)} \right) \mu^*(T, X) \right\}} \\
& -2 \underbrace{\text{Cov} \left\{ \mu^*(1, X) - \mu^*(0, X), \left(\frac{TR}{e^*(X)r^*(1, X)} - \frac{(1-T)R}{(1-e^*(X))r^*(0, X)} \right) \mu^*(T, X) \right\}}_{V_{13}} \\
& +2 \underbrace{\text{Cov} \left\{ \mu^*(1, X) - \mu^*(0, X), \left(\frac{TR}{e^*(X)r^*(1, X)} - \frac{(1-T)R}{(1-e^*(X))r^*(0, X)} \right) Y \right\}}_{V_{14}}
\end{aligned}$$

Similarly to Step IV in the proof of Corollary F.1, we can show that

$$\begin{aligned}
V_{10} &= \mathbb{E} [\mu^*(1, X) - \mu^*(0, X)]^2 - (\xi_1^* - \xi_0^*)^2 \\
V_{11} &= V_{12} = \mathbb{E} \left\{ \frac{\mu^{*2}(1, X)}{e^*(X)r^*(1, X)} + \frac{\mu^{*2}(0, X)}{e^*(X)r^*(0, X)} \right\} - (\xi_1^* - \xi_0^*)^2 \\
V_{13} &= V_{14}.
\end{aligned}$$

Therefore,

$$\begin{aligned}
V_I^* &= \text{Var}\{\psi_I(W; \delta^*, \eta^*)\} = \text{Var} \left\{ \left(\frac{TR}{e^*(X)r^*(1, X)} - \frac{(1-T)R}{(1-e^*(X))r^*(0, X)} \right) Y \right\} + V_{10} - V_{11} \\
&= \text{Var} \left\{ \left(\frac{TR}{e^*(X)r^*(1, X)} - \frac{(1-T)R}{(1-e^*(X))r^*(0, X)} \right) Y \right\} \\
&\quad - \mathbb{E} \left\{ \left(\sqrt{\frac{1-e^*(X)}{e^*(X)}} \frac{r^*(0, X)}{r^*(1, X)} \mu^*(1, X) + \sqrt{\frac{e^*(X)}{1-e^*(X)}} \frac{r^*(1, X)}{r^*(0, X)} \mu^*(0, X) \right)^2 \right\} \\
&\quad - \mathbb{E} \left\{ \frac{\mathbb{P}(R=0 | X)}{e^*(X)r^*(1, X)} \mu^{*2}(1, X) + \frac{\mathbb{P}(R=0 | X)}{e^*(X)r^*(0, X)} \mu^{*2}(0, X) \right\}.
\end{aligned}$$

The second equality above holds because

$$\begin{aligned}
V_{10} - V_{11} &= \mathbb{E} [\mu^*(1, X) - \mu^*(0, X)]^2 - \mathbb{E} \left\{ \frac{\mu^{*2}(1, X)}{e^*(X)r^*(1, X)} + \frac{\mu^{*2}(0, X)}{e^*(X)r^*(0, X)} \right\} \\
&= -\mathbb{E} \left\{ \frac{1 - \mathbb{P}(T=1, R=1 | X)}{\mathbb{P}(T=1, R=1 | X)} \mu^{*2}(1, X) + \frac{1 - \mathbb{P}(T=0, R=1 | X)}{\mathbb{P}(T=0, R=1 | X)} \mu^{*2}(0, X) \right\} \\
&\quad - 2\mathbb{E} \{ \mu^*(1, X) \mu^*(0, X) \} \\
&= -\mathbb{E} \left\{ \frac{\mathbb{P}(R=1 | X) - \mathbb{P}(T=1, R=1 | X)}{\mathbb{P}(T=1, R=1 | X)} \mu^{*2}(1, X) \right. \\
&\quad \left. + \frac{\mathbb{P}(R=1 | X) - \mathbb{P}(T=0, R=1 | X)}{\mathbb{P}(T=0, R=1 | X)} \mu^{*2}(0, X) \right\} \\
&\quad - \mathbb{E} \left\{ \frac{\mathbb{P}(R=0 | X)}{\mathbb{P}(T=1, R=1 | X)} \mu^{*2}(1, X) + \frac{\mathbb{P}(R=0 | X)}{\mathbb{P}(T=0, R=1 | X)} \mu^{*2}(0, X) \right\} - 2\mathbb{E} \{ \mu^*(1, X) \mu^*(0, X) \} \\
&= -\mathbb{E} \left\{ \frac{(1-e^*(X))r^*(0, X)}{e^*(X)r^*(1, X)} \mu^{*2}(1, X) + \frac{e^*(X)r^*(1, X)}{(1-e^*(X))r^*(0, X)} \mu^{*2}(0, X) \right\} - 2\mathbb{E} \{ \mu^*(1, X) \mu^*(0, X) \}
\end{aligned}$$

$$\begin{aligned}
& - \mathbb{E} \left\{ \frac{\mathbb{P}(R=0 | X)}{e^*(X)r^*(1, X)} \mu^{*2}(1, X) + \frac{\mathbb{P}(R=0 | X)}{(1-e^*(X))r^*(0, X)} \mu^{*2}(0, X) \right\} \\
& = - \mathbb{E} \left\{ \left(\sqrt{\frac{1-e^*(X)}{e^*(X)}} \frac{r^*(0, X)}{r^*(1, X)} \mu^*(1, X) + \sqrt{\frac{e^*(X)}{1-e^*(X)}} \frac{r^*(1, X)}{r^*(0, X)} \mu^*(0, X) \right)^2 \right\} \\
& - \mathbb{E} \left\{ \frac{\mathbb{P}(R=0 | X)}{e^*(X)r^*(1, X)} \mu^{*2}(1, X) + \frac{\mathbb{P}(R=0 | X)}{e^*(X)r^*(0, X)} \mu^{*2}(0, X) \right\}.
\end{aligned}$$

Efficiency lower bound in setting II. From the proof of Theorem 2.2, we know that $V_2^* = V_1^*$.

Efficiency lower bound in setting III. The conclusion follows directly from Corollary F.1 by noting that $r^*(t, X, S) = r^*(t, X)$.

Efficiency lower bound in setting IV. The efficiency lower bound is given by $\mathbb{E}\{\psi_{IV}^2(W; \delta^*, \eta^*)\}$:

$$\begin{aligned}
V_{IV}^* &= \mathbb{E}\{\psi_{IV}^2(W; \delta^*, \eta^*)\} \\
&= \text{Var} \left\{ \left(\frac{T}{e^*(X)} - \frac{1-T}{1-e^*(X)} \right) Y \right\} + \text{Var} \{ \mu^*(1, X) - \mu^*(0, X) \} \\
&+ \text{Var} \left\{ \left(\frac{T}{e^*(X)} - \frac{1-T}{1-e^*(X)} \right) \mu^*(T, X) \right\} \\
&+ 2\text{Cov} \left\{ \left(\frac{T}{e^*(X)} - \frac{1-T}{1-e^*(X)} \right) Y, \mu^*(1, X) - \mu^*(0, X) \right\} \\
&- 2\text{Cov} \left\{ \left(\frac{T}{e^*(X)} - \frac{1-T}{1-e^*(X)} \right) \mu^*(T, X), \mu^*(1, X) - \mu^*(0, X) \right\} \\
&- 2\text{Cov} \left\{ \left(\frac{T}{e^*(X)} - \frac{1-T}{1-e^*(X)} \right) Y, \left(\frac{T}{e^*(X)} - \frac{1-T}{1-e^*(X)} \right) \mu^*(T, X) \right\}.
\end{aligned}$$

Analogously to step IV in the proof of Corollary F.1, we can show that

$$\begin{aligned}
& \text{Var} \left\{ \left(\frac{T}{e^*(X)} - \frac{1-T}{1-e^*(X)} \right) \mu^*(T, X) \right\} \\
&= \text{Cov} \left\{ \left(\frac{T}{e^*(X)} - \frac{1-T}{1-e^*(X)} \right) Y, \left(\frac{T}{e^*(X)} - \frac{1-T}{1-e^*(X)} \right) \mu^*(T, X) \right\} \\
&= \mathbb{E} \left\{ \frac{1}{e^*(X)} \mu^{*2}(1, X) + \frac{1}{1-e^*(X)} \mu^{*2}(0, X) \right\} - (\lambda_1^* - \lambda_0^*)^2 \\
& \text{Cov} \left\{ \left(\frac{T}{e^*(X)} - \frac{1-T}{1-e^*(X)} \right) Y, \mu^*(1, X) - \mu^*(0, X) \right\} \\
&= \text{Cov} \left\{ \left(\frac{T}{e^*(X)} - \frac{1-T}{1-e^*(X)} \right) \mu^*(T, X), \mu^*(1, X) - \mu^*(0, X) \right\}.
\end{aligned}$$

Thus

$$\begin{aligned}
& \text{Var}\{\psi_{IV}(W; \delta^*, \eta^*)\} \\
&= \text{Var} \left\{ \left(\frac{T}{e^*(X)} - \frac{1-T}{1-e^*(X)} \right) Y \right\} - \mathbb{E} \left\{ \frac{1}{e^*(X)} \mu^{*2}(1, X) + \frac{1}{1-e^*(X)} \mu^{*2}(0, X) \right\} \\
&+ \mathbb{E} [\mu^*(1, X) - \mu^*(0, X)]^2 \\
&= \text{Var} \left\{ \left(\frac{T}{e^*(X)} - \frac{1-T}{1-e^*(X)} \right) Y \right\} - \mathbb{E} \left\{ \left(\sqrt{\frac{1-e^*(X)}{e^*(X)}} \mu^*(1, X) + \sqrt{\frac{e^*(X)}{1-e^*(X)}} \mu^*(0, X) \right)^2 \right\}.
\end{aligned}$$

□

Proof for Corollary 2.1. According to Corollary F.2 and Corollary F.1, we can verify that

$$\begin{aligned}
& V_I^* - V_{III}^* = V_{II}^* - V_{III}^* \\
&= \mathbb{E} \left\{ \left(\sqrt{\frac{1 - e^*(X)}{e^*(X)}} \mu^*(1, X) + \sqrt{\frac{e^*(X)}{1 - e^*(X)}} \mu^*(0, X) \right)^2 \right\} \\
&- \mathbb{E} \left\{ \frac{\mathbb{P}(R = 0 | X)}{e^*(X)r^*(1, X)} \mu^{*2}(1, X) + \frac{\mathbb{P}(R = 0 | X)}{e^*(X)r^*(0, X)} \mu^{*2}(0, X) \right\} \\
&- \mathbb{E} \left\{ \left(\sqrt{\frac{1 - e^*(X)}{e^*(X)}} \frac{r^*(0, X)}{r^*(1, X)} \mu^*(1, X) + \sqrt{\frac{e^*(X)}{1 - e^*(X)}} \frac{r^*(1, X)}{r^*(0, X)} \mu^*(0, X) \right)^2 \right\} \\
&+ \mathbb{E} \left\{ \frac{1}{e^*(X)} \frac{1 - r^*(1, X)}{r^*(1, X)} \tilde{\mu}^{*2}(1, X, S(1)) + \frac{1}{1 - e^*(X)} \frac{1 - r^*(0, X)}{r^*(0, X)} \tilde{\mu}^{*2}(0, X, S(0)) \right\} \\
&= \mathbb{E} \left\{ \frac{1 - e^*(X)}{e^*(X)} \mu^{*2}(1, X) + \frac{e^*(X)}{1 - e^*(X)} \mu^{*2}(0, X) \right\} + 2\mathbb{E} \{ \mu^*(1, X) \mu^*(0, X) \} \\
&- \mathbb{E} \left\{ \frac{1 - \mathbb{P}(T = 1, R = 1 | X)}{\mathbb{P}(T = 1, R = 1 | X)} \mu^{*2}(1, X) + \frac{1 - \mathbb{P}(T = 0, R = 1 | X)}{\mathbb{P}(T = 0, R = 1 | X)} \mu^{*2}(0, X) \right\} \\
&- 2\mathbb{E} \{ \mu^*(1, X) \mu^*(0, X) \} \\
&+ \mathbb{E} \left\{ \frac{1}{e^*(X)} \frac{1 - r^*(1, X)}{r^*(1, X)} \tilde{\mu}^{*2}(1, X, S(1)) + \frac{1}{1 - e^*(X)} \frac{1 - r^*(0, X)}{r^*(0, X)} \tilde{\mu}^{*2}(0, X, S(0)) \right\} \\
&= \mathbb{E} \left\{ \frac{1 - e^*(X)}{e^*(X)} \mu^{*2}(1, X) + \frac{e^*(X)}{1 - e^*(X)} \mu^{*2}(0, X) \right\} \\
&- \mathbb{E} \left\{ \frac{1 - e^*(X)r^*(1, X)}{e^*(X)r^*(1, X)} \mu^{*2}(1, X) + \frac{1 - (1 - e^*(X))r^*(0, X)}{(1 - e^*(X))r^*(0, X)} \mu^{*2}(0, X) \right\} \\
&+ \mathbb{E} \left\{ \frac{1}{e^*(X)} \frac{1 - r^*(1, X)}{r^*(1, X)} \tilde{\mu}^{*2}(1, X, S(1)) + \frac{1}{1 - e^*(X)} \frac{1 - r^*(0, X)}{r^*(0, X)} \tilde{\mu}^{*2}(0, X, S(0)) \right\} \\
&= \mathbb{E} \left\{ \frac{1}{e^*(X)} \frac{1 - r^*(1, X)}{r^*(1, X)} (\tilde{\mu}^{*2}(1, X, S(1)) - \mu^{*2}(1, X)) \right. \\
&\quad \left. + \frac{1}{1 - e^*(X)} \frac{1 - r^*(0, X)}{r^*(0, X)} (\tilde{\mu}^{*2}(0, X, S(0)) - \mu^{*2}(0, X)) \right\}
\end{aligned}$$

Then the conclusion in statement 1 follows from the fact that $\mu^*(t, x) = \mathbb{E}[Y | T = t, X = x, R = 1] = \mathbb{E}[\tilde{\mu}^*(t, X, S(t)) | X = x]$ under Assumption 4 according to Lemma 2.2. Moreover, according to Lemma F.1, Assumptions 1 and 2 imply that $\tilde{\mu}^*(t, X, S(t)) = \mathbb{E}[Y(t) | X, S(t)]$, so we have $\text{Var}[\tilde{\mu}^*(t, X, S(t)) | X] = \text{Var}[\mathbb{E}[Y(t) | X, S(t)] | X]$ for $t = 0, 1$.

Furthermore,

$$\begin{aligned}
& V_{III}^* - V_{IV}^* \\
&= \text{Var} \left\{ \left(\frac{TR}{e^*(X)r^*(1, X)} - \frac{(1 - T)R}{(1 - e^*(X))r^*(0, X)} \right) Y \right\} - \text{Var} \left\{ \left(\frac{T}{e^*(X)} - \frac{(1 - T)}{(1 - e^*(X))} \right) Y \right\} \\
&- \mathbb{E} \left\{ \frac{1}{e^*(X)} \frac{1 - r^*(1, X)}{r^*(1, X)} \tilde{\mu}^{*2}(1, X, S(1)) + \frac{1}{1 - e^*(X)} \frac{1 - r^*(0, X)}{r^*(0, X)} \tilde{\mu}^{*2}(0, X, S(0)) \right\} \\
&= \mathbb{E} \left\{ \frac{1}{e^*(X)r^*(1, X)} Y^2(1) + \frac{1}{e^*(X)r^*(0, X)} Y^2(0) \right\} - (\xi_1^* - \xi_0^*)^2 - \mathbb{E} \left\{ \frac{1}{e^*(X)} Y^2(1) + \frac{1}{e^*(X)} Y^2(0) \right\} \\
&\quad + (\xi_1^* - \xi_0^*)^2
\end{aligned}$$

$$\begin{aligned}
& - \mathbb{E} \left\{ \frac{1}{e^*(X)} \frac{1 - r^*(1, X)}{r^*(1, X)} \tilde{\mu}^{*2}(1, X, S(1)) + \frac{1}{1 - e^*(X)} \frac{1 - r^*(0, X)}{r^*(0, X)} \tilde{\mu}^{*2}(0, X, S(0)) \right\} \\
& = \mathbb{E} \left\{ \frac{1}{e^*(X)} \frac{1 - r^*(1, X)}{r^*(1, X)} (Y^2(1) - \tilde{\mu}^{*2}(1, X, S(1))) + \frac{1}{1 - e^*(X)} \frac{1 - r^*(0, X)}{r^*(0, X)} (Y^2(0) - \tilde{\mu}^{*2}(0, X, S(0))) \right\}.
\end{aligned}$$

This obviously implies the conclusion in statement 2. \square

Proof for Theorem 2.3. Note that

$$\begin{aligned}
& \mathbb{E} [\mathbb{E} [\mathbb{E} [Y \mid S, X, T = t, R = 1] \mid X, T = t, R = 0] \mid R = 0] \\
& = \mathbb{E} [\mathbb{E} [\mathbb{E} [Y(t) \mid S(t), X, T = t, R = 1] \mid X, T = t, R = 0] \mid R = 0] \\
& = \mathbb{E} [\mathbb{E} [\mathbb{E} [Y(t) \mid S(t), X, T = t, R = 0] \mid X, T = t, R = 0] \mid R = 0] \quad (\text{Assumption 2}) \\
& = \mathbb{E} [\mathbb{E} [\mathbb{E} [Y(t) \mid S(t), X, R = 0] \mid X, R = 0] \mid R = 0] \quad ((Y(t), S(t)) \perp T \mid X, R = 0) \\
& = \mathbb{E} [Y(t) \mid R = 0].
\end{aligned}$$

This proves the identification of δ_0^* .

Now we derive the efficiency bound for $\mathbb{E}[Y(1) \mid R = 0]$, based on the \mathcal{M}_{np} model and the corresponding parametric submodels in the proof for Theorem 2.1. Consider the target parameter under parametric submodels indexed by parameters γ . Then

$$\begin{aligned}
& \frac{\partial}{\partial \gamma} \mathbb{E}_\gamma [Y(1) \mid R = 0]_{\gamma=0} \\
& = \frac{\partial}{\partial \gamma} \mathbb{E}_\gamma [\mathbb{E}_\gamma [\mathbb{E}_\gamma [Y \mid S, X, T = 1, R = 1] \mid X, T = 1, R = 0] \mid R = 0]_{\gamma=0} \\
& = \frac{\partial}{\partial \gamma} \mathbb{E}_\gamma [\mu_0^*(1, X) \mid R = 0]_{\gamma=0} + \frac{\partial}{\partial \gamma} \mathbb{E} [\mathbb{E}_\gamma [\tilde{\mu}^*(1, X, S) \mid X, T = 1, R = 0] \mid R = 0]_{\gamma=0} \\
& + \frac{\partial}{\partial \gamma} \mathbb{E} [\mathbb{E} [\mathbb{E}_\gamma [Y \mid S, X, T = 1, R = 1] \mid X, T = 1, R = 0] \mid R = 0]_{\gamma=0}.
\end{aligned}$$

Again, we deal with each term respectively.

First of all,

$$\frac{\partial}{\partial \gamma} \mathbb{E}_\gamma [\mu_0^*(1, X) \mid R = 0]_{\gamma=0} = \mathbb{E} \left[\frac{1 - R}{\mathbb{P}(R = 0)} (\mu_0^*(1, X) - \mathbb{E}[Y(1) \mid R = 0]) \text{SC}(Y, R, S, T, X) \right].$$

Secondly,

$$\begin{aligned}
& \frac{\partial}{\partial \gamma} \mathbb{E} [\mathbb{E}_\gamma [\tilde{\mu}^*(1, X, S) \mid X, T = 1, R = 0] \mid R = 0]_{\gamma=0} \\
& = \mathbb{E} [\mathbb{E} [\tilde{\mu}^*(1, X, S) \text{SC}(S \mid X, T, R) \mid X, T = 1, R = 0] \mid R = 0] \\
& = \mathbb{E} [\mathbb{E} [(\tilde{\mu}^*(1, X, S) - \mu^*(1, X)) \text{SC}(S \mid X, T, R) \mid X, T = 1, R = 0] \mid R = 0] \\
& = \mathbb{E} [\mathbb{E} [(\tilde{\mu}^*(1, X, S) - \mu^*(1, X)) \text{SC}(Y, S, X, T, R) \mid X, T = 1, R = 0] \mid R = 0] \\
& = \mathbb{E} \left[\frac{T(1 - R)}{\mathbb{P}(T = 1 \mid R = 0, X) \mathbb{P}(R = 0)} (\tilde{\mu}^*(1, X, S) - \mu_0^*(1, X)) \text{SC}(Y, S, X, T, R) \right].
\end{aligned}$$

Thirdly,

$$\frac{\partial}{\partial \gamma} \mathbb{E} [\mathbb{E} [\mathbb{E}_\gamma [Y \mid S, X, T = 1, R = 1] \mid X, T = 1, R = 0] \mid R = 0]_{\gamma=0}$$

$$\begin{aligned}
&= \mathbb{E} [\mathbb{E} [\mathbb{E} [Y \times \text{SC}(Y \mid S, X, T, R) \mid S, X, T = 1, R = 1] \mid X, T = 1, R = 0] \mid R = 0] \\
&= \mathbb{E} [\mathbb{E} [\mathbb{E} [(Y - \tilde{\mu}^*(1, X, S)) \times \text{SC}(Y \mid S, X, T, R) \mid S, X, T = 1, R = 1] \mid X, T = 1, R = 0] \mid R = 0] \\
&= \mathbb{E} [\mathbb{E} [\mathbb{E} [(Y - \tilde{\mu}^*(1, X, S)) \times \text{SC}(Y, S, X, T, R) \mid S, X, T = 1, R = 1] \mid X, T = 1, R = 0] \mid R = 0] \\
&= \mathbb{E} \left[\mathbb{E} \left[\frac{R}{\mathbb{P}(R = 1 \mid S, X, T = 1)} \frac{\mathbb{P}(R = 0 \mid S, X, T = 1)}{\mathbb{P}(R = 0 \mid X, T = 1)} (Y - \tilde{\mu}^*(1, X, S)) \right. \right. \\
&\quad \left. \left. \times \text{SC}(Y, S, X, T, R) \mid X, T = 1 \right] \mid R = 0 \right] \\
&= \mathbb{E} \left[\frac{R}{\mathbb{P}(R = 1 \mid S, X, T = 1)} \frac{\mathbb{P}(R = 0 \mid S, X, T = 1)}{\mathbb{P}(R = 0 \mid X, T = 1)} \frac{T}{\mathbb{P}(T = 1 \mid X)} \frac{\mathbb{P}(R = 0 \mid X)}{\mathbb{P}(R = 0)} \right. \\
&\quad \left. \times (Y - \tilde{\mu}^*(1, X, S)) \text{SC}(Y, S, X, T, R) \right] \\
&= \mathbb{E} \left[\frac{R}{\mathbb{P}(R = 1 \mid S, X, T = 1)} \frac{T}{\mathbb{P}(T = 1 \mid R = 0, X)} \frac{\mathbb{P}(R = 0 \mid S, X, T = 1)}{\mathbb{P}(R = 0)} (Y - \tilde{\mu}^*(1, X, S)) \text{SC}(Y, S, X, T, R) \right].
\end{aligned}$$

Putting the three equations above together, we have

$$\frac{\partial}{\partial \gamma} \mathbb{E}_\gamma [Y(1) \mid R = 0] |_{\gamma=0} = \mathbb{E} [\tilde{\psi}_1(W) \text{SC}(Y, S, X, T, R)],$$

where

$$\begin{aligned}
\tilde{\psi}_1(W) &= \frac{1 - R}{\mathbb{P}(R = 0)} (\mu_0^*(1, X) - \mathbb{E}[Y(1) \mid R = 0]) + \frac{T(1 - R)}{\mathbb{P}(R = 0) \mathbb{P}(T = 1 \mid R = 0, X)} (\tilde{\mu}^*(1, X, S) - \mu_0^*(1, X)) \\
&\quad + \frac{TR}{\mathbb{P}(R = 0) \mathbb{P}(T = 1 \mid R = 0, X)} \frac{\mathbb{P}(R = 0 \mid S, X, T)}{\mathbb{P}(R = 1 \mid S, X, T)} (Y - \tilde{\mu}^*(1, X, S)).
\end{aligned}$$

We can also use the decomposition in the proof for Theorem 2.1 to show that $\tilde{\psi}_1$ belongs to the tangent space, so it is also the efficient influence function for $\mathbb{E}[Y(1) \mid R = 0]$. We can similarly derive the efficient influence function for $\mathbb{E}[Y(0) \mid R = 0]$. The final efficient influence function for δ_0^* is

$$\begin{aligned}
&\frac{1 - R}{\mathbb{P}(R = 0)} (\mu_0^*(1, X) - \mu_0^*(0, X) - \delta_0^*) \\
&+ \frac{1 - R}{\mathbb{P}(R = 0)} \left\{ \frac{T}{\mathbb{P}(T = 1 \mid R = 0, X)} (\tilde{\mu}^*(1, X, S) - \mu_0^*(1, X)) \right. \\
&\quad \left. - \frac{1 - T}{1 - \mathbb{P}(T = 1 \mid R = 0, X)} (\tilde{\mu}^*(0, X, S) - \mu_0^*(0, X)) \right\} \\
&+ \frac{R}{\mathbb{P}(R = 0)} \frac{\mathbb{P}(R = 0 \mid S, X, T)}{\mathbb{P}(R = 1 \mid S, X, T)} \times \\
&\quad \left\{ \frac{T}{\mathbb{P}(T = 1 \mid R = 0, X)} (Y - \tilde{\mu}^*(1, X, S)) - \frac{1 - T}{1 - \mathbb{P}(T = 1 \mid R = 0, X)} (Y - \tilde{\mu}^*(0, X, S)) \right\}
\end{aligned}$$

□

Proof for Proposition 2.1. We note that

$$\begin{aligned}
&\mathbb{E} [\mathbb{E} [\mathbb{E} [Y(t) \mid S, X, T = t, R = 1] \mid X, T = t, R = 0] \mid R = 0] \\
&= \mathbb{E} [\mathbb{E} [\mathbb{E} [Y(t) \mid S(t), X, T = t, R = 1] \mid X, T = t, R = 0] \mid R = 0] \\
&= \mathbb{E} [\mathbb{E} [\mathbb{E} [Y(t) \mid S(t), X, R = 1] \mid X, R = 0] \mid R = 0]
\end{aligned}$$

$$\begin{aligned}
&= \mathbb{E} [\mathbb{E} [\mathbb{E} [Y(t) \mid S(t), X, R = 0] \mid X, R = 0] \mid R = 0] \\
&= \mathbb{E} [Y(t) \mid R = 0].
\end{aligned}$$

Here the second equality follows from the assumptions $Y(t) \perp T \mid X, S(t), R = 1$, $S(t) \perp T \mid X, R = 0$ and the third equality follows from the assumption $Y(t) \perp R \mid X, S(t)$. This shows that the identification formula in Theorem 2.3 is still valid.

Moreover, the asserted assumptions (all in terms of counterfactuals) impose no additional restrictions on the distributions of the observed variables, so we can still consider the model class \mathcal{M}_{np} and its associated tangent space as we do in the proof of Theorem 2.3. Because both the tangent space and the identification formula do not change, the efficiency bounds do not change either. \square

F.4 Proofs for Section 3

Proof for Lemma 3.1. Let

$$\begin{aligned}
\psi_1(W; \xi_1, \eta) &= \mu(1, X) - \xi_1 + \frac{T}{e(X)} (\mu(1, X, S) - \mu(1, X)) + \frac{TR}{e(X)r(1, X, S)} (Y - \tilde{\mu}(1, X, S)), \\
\psi_0(W; \xi_0, \eta) &= \mu(0, X) - \xi_0 + \frac{1-T}{1-e(X)} (\tilde{\mu}(0, X, S) - \mu(0, X)) + \frac{(1-T)R}{(1-e(X))r(0, X, S)} (Y - \tilde{\mu}(0, X, S)).
\end{aligned}$$

Then $\psi(W; \delta, \eta) = \psi_1(W; \xi_1, \eta) - \psi_0(W; \xi_0, \eta)$ for any $\delta = \xi_1 + \xi_0$.

By straightforward algebra, we can show that

$$\begin{aligned}
\mathbb{E} [\psi_1(W; \xi_1, \eta_0) - \psi_1(W; \xi_1, \eta^*)] &= \mathbb{E} \left[\left(1 - \frac{T}{e^*(X)} \right) (\mu^*(1, X) - \mu_0(1, X)) \right] \\
&\quad + \mathbb{E} \left[\frac{T}{e^*(X)} \left(1 - \frac{R}{r^*(1, X, S)} \right) (\tilde{\mu}_0(1, X, S) - \tilde{\mu}^*(1, X, S)) \right] \\
&\quad + \mathbb{E} \left[\left(\frac{T}{e_0(X)} - \frac{T}{e^*(X)} \right) (\mu^*(1, X) - \mu_0(1, X)) \right] \\
&\quad + \mathbb{E} \left[\frac{T}{e_0(X)} \left(1 - \frac{R}{r_0(1, X, S)} \right) (\tilde{\mu}_0(1, X, S) - \tilde{\mu}^*(1, X, S)) \right] \\
&\quad + \mathbb{E} \left[\frac{R}{r_0(1, X, S)} \left(\frac{T}{e_0(X)} - \frac{T}{e^*(X)} \right) (\tilde{\mu}_0(1, X, S) - \tilde{\mu}^*(1, X, S)) \right].
\end{aligned}$$

Here the first two terms on the right hand side are equal to 0 because $\mathbb{E}[T \mid X] = e^*(X)$ and $\mathbb{E}[R \mid T = 1, X, S] = r^*(1, X, S)$. Moreover,

$$\mathbb{E} \left[\left(\frac{T}{e_0(X)} - \frac{T}{e^*(X)} \right) (\mu^*(1, X) - \mu_0(1, X)) \right] = \mathbb{E} \left[\frac{e^*(X) - e_0(X)}{e_0(X)} (\mu^*(1, X) - \mu_0(1, X)) \right],$$

and

$$\begin{aligned}
\mathbb{E} \left[\frac{T}{e_0(X)} \left(1 - \frac{R}{r_0(1, X, S)} \right) (\tilde{\mu}_0(1, X, S) - \tilde{\mu}^*(1, X, S)) \right] &= \mathbb{E} \left[\frac{e^*(X) (r_0(1, X, S) - r^*(1, X, S))}{e_0(X) r_0(1, X, S)} \right. \\
&\quad \left. \times (\tilde{\mu}_0(1, X, S) - \tilde{\mu}^*(1, X, S)) \right],
\end{aligned}$$

and

$$\mathbb{E} \left[\frac{R}{r_0(1, X, S)} \left(\frac{T}{e_0(X)} - \frac{T}{e^*(X)} \right) (\tilde{\mu}_0(1, X, S) - \tilde{\mu}^*(1, X, S)) \right]$$

$$= \mathbb{E} \left[\frac{r^*(1, X, S)}{r_0(1, X, S)} \frac{e^*(X) - e_0(X)}{e_0(X)} (\tilde{\mu}_0(1, X, S) - \tilde{\mu}^*(1, X, S)) \right].$$

Similarly, we can derive $\mathbb{E} [\psi_0(W; \xi_1, \eta_0) - \psi_0(W; \xi_1, \eta^*)]$ and obtain

$$\begin{aligned} |\mathbb{E} [\psi(W; \delta, \eta_0) - \psi(W; \delta, \eta^*)]| &\lesssim \|e^* - e_0\|_2 (\|\mu^*(1, X) - \mu_0(1, X)\|_2 + \|\mu^*(0, X) - \mu_0(0, X)\|_2) \\ &\quad + \|e^* - e_0\|_2 (\|\tilde{\mu}^*(1, X, S) - \tilde{\mu}_0(1, X, S)\|_2 + \|\tilde{\mu}^*(0, X, S) - \tilde{\mu}_0(0, X, S)\|_2) \\ &\quad + \|r_0(1, X, S) - r^*(1, X, S)\|_2 \|\tilde{\mu}_0(1, X, S) - \tilde{\mu}^*(1, X, S)\|_2 \\ &\quad + \|r_0(0, X, S) - r^*(0, X, S)\|_2 \|\tilde{\mu}_0(0, X, S) - \tilde{\mu}^*(0, X, S)\|_2. \end{aligned}$$

By following the proof of Lemma F.4, we have

$$\begin{aligned} \max \{ \|\tilde{\mu}_0(0, X, S) - \tilde{\mu}^*(0, X, S)\|_2, \|\tilde{\mu}_0(1, X, S) - \tilde{\mu}^*(1, X, S)\|_2 \} &\lesssim \|\tilde{\mu}_0(T, X, S) - \tilde{\mu}^*(T, X, S)\|_2, \\ \max \{ \|r_0(0, X, S) - r^*(0, X, S)\|_2, \|r_0(1, X, S) - r^*(1, X, S)\|_2 \} &\lesssim \|r_0(T, X, S) - r^*(T, X, S)\|_2. \end{aligned}$$

Therefore,

$$|\mathbb{E} [\psi(W; \delta, \eta_0) - \psi(W; \delta, \eta^*)]| \lesssim \|e_0 - e^*\|_2 \|\mu_0 - \mu^*\|_2 + \|e_0 - e^*\|_2 \|\tilde{\mu}_0 - \tilde{\mu}^*\|_2 + \|r_0 - r^*\|_2 \|\tilde{\mu}_0 - \tilde{\mu}^*\|_2.$$

□

Proof for Theorem 3.1. With slight abuse of notation, we define the following function for $\eta = (e, r, \mu, \tilde{\mu})$:

$$\begin{aligned} \psi(W; \eta) &= \mu(1, X) - \mu(0, X) \\ &\quad + \frac{TR}{e(X)r(1, X, S)} (Y - \tilde{\mu}(1, X, S)) - \frac{(1-T)R}{(1-e(X))r(0, X, S)} (Y - \tilde{\mu}(0, X, S)) \\ &\quad + \frac{T}{e(X)} (\tilde{\mu}(1, X, S) - \mu(1, X)) - \frac{1-T}{1-e(X)} (\tilde{\mu}(0, X, S) - \mu(0, X)). \end{aligned}$$

Then our estimator is

$$\hat{\delta} = \frac{1}{K} \sum_{k=1}^K \hat{\mathbb{E}}_k [\psi(W; \hat{\eta}_k)].$$

We can decompose the estimation error of $\hat{\delta}$ as follows

$$\begin{aligned} \hat{\delta} - \delta^* &= \frac{1}{K} \sum_{k=1}^K \underbrace{\left[\left(\hat{\mathbb{E}}_k [\psi(W; \hat{\eta}_k)] - \mathbb{E} [\psi(W; \hat{\eta}_k) \mid \hat{\eta}_k] \right) - \left(\hat{\mathbb{E}}_k [\psi(W; \eta_0)] - \mathbb{E} [\psi(W; \eta_0)] \right) \right]}_{\mathcal{R}_{1,k}} \\ &\quad + \frac{1}{K} \sum_{k=1}^K \underbrace{\left[\mathbb{E} [\psi(W; \hat{\eta}_k) \mid \hat{\eta}_k] - \mathbb{E} [\psi(W; \eta_0)] \right]}_{\mathcal{R}_{2,k}} + \underbrace{\frac{1}{N} \sum_{i=1}^N [\psi(W_i; \eta_0) - \delta^*]}_{\mathcal{R}_3}, \end{aligned}$$

where η_0 is the limit of $\hat{\eta}_k$ for $k = 1, \dots, K$ as $N \rightarrow \infty$.

Here we can easily show that as $N \rightarrow \infty$, $\|\hat{\eta}_k - \eta_0\| \rightarrow 0$, we have

$$\text{Var}(\mathcal{R}_{1,k} \mid \hat{\eta}_k) = o_p(1/N) \rightarrow 0.$$

Moreover, we have $\mathcal{R}_{2,k} \rightarrow 0$ because $\|\hat{\eta}_k - \eta_0\| \rightarrow 0$. Finally, by law of large number, we have

$$|\mathcal{R}_3| \rightarrow |\mathbb{E}[\psi(W_i; \eta_0) - \delta^*]| = |\mathbb{E}[\psi(W_i; \eta_0) - \psi(W_i; \eta^*)]|.$$

According to Lemma 3.1, the last display is equal to 0 as long as

$$(\tilde{\mu}_0 - \tilde{\mu}^*)(r_0 - r^*) = 0, \quad (\mu_0 - \mu^*)(e_0 - e^*) = 0, \quad (\tilde{\mu}_0 - \tilde{\mu}^*)(e_0 - e^*) = 0.$$

Therefore, $\hat{\delta} \rightarrow \delta^*$ as $N \rightarrow \infty$ as long as $(\tilde{\mu}_0 - \tilde{\mu}^*)(r_0 - r^*) = 0$, $(\mu_0 - \mu^*)(e_0 - e^*) = 0$ and $(\tilde{\mu}_0 - \tilde{\mu}^*)(e_0 - e^*) = 0$. \square

Proof for Theorem 3.2. We start with the error decomposition in the proof for Theorem 3.1 with $\eta_0 = \eta^*$. As we mentioned there,

$$\text{Var}(\mathcal{R}_{1,k} \mid \hat{\eta}_k) = o_p(1/N).$$

So by Chebyshev's inequality, we have $|\mathcal{R}_{1,k}| = o_p(N^{-1/2})$.

Moreover, by Lemma 3.1, we have

$$\begin{aligned} |\mathcal{R}_{2,k}| &\lesssim \|\hat{e}_k - e^*\|_2 \|\hat{\mu}_k - \mu^*\|_2 + \|\hat{e}_k - e^*\|_2 \|\hat{\tilde{\mu}}_k - \tilde{\mu}^*\|_2 + \|\hat{r}_k - r^*\|_2 \|\hat{\tilde{\mu}}_k - \tilde{\mu}^*\|_2 \\ &\leq \sqrt{2}\epsilon^{-3/2} + \epsilon^{-3} = O_p(\rho_{N,e}\rho_{N,\mu} + \rho_{N,e}\rho_{N,\tilde{\mu}} + \rho_{N,r}\rho_{N,\tilde{\mu}}). \end{aligned}$$

So under the conditions that $\rho_{N,r}\rho_{N,\tilde{\mu}} = o(N^{-1/2})$, $\rho_{N,e}\rho_{N,\tilde{\mu}} = o(N^{-1/2})$, $\rho_{N,e}\rho_{N,\mu} = o(N^{-1/2})$, we have $|\mathcal{R}_{2,k}| = o_p(N^{-1/2})$.

Therefore,

$$\sqrt{N}(\hat{\delta} - \delta^*) = \frac{1}{\sqrt{N}} \sum_{i=1}^n [\psi(W_i; \eta^*) - \delta^*] + o_p(1).$$

Then the asserted conclusion follows from central limit theorem. \square

Proof for Theorem 3.3. Note that

$$|\hat{V} - V^*| = |\hat{V} - \mathbb{E}[\psi^2(W; \delta^*, \eta^*)]| = \frac{1}{K} \sum_{k=1}^K |\hat{\mathbb{E}}_k[\psi^2(W; \hat{\delta}, \hat{\eta}_k)] - \mathbb{E}[\psi^2(W; \delta^*, \eta^*)]|,$$

We only need to prove that $|\hat{\mathbb{E}}_k[\psi^2(W; \hat{\delta}, \hat{\eta}_k)] - \mathbb{E}[\psi^2(W; \delta^*, \eta^*)]| = o_p(1)$. Consider the following decomposition:

$$\begin{aligned} |\hat{\mathbb{E}}_k[\psi^2(W; \hat{\delta}, \hat{\eta}_k)] - \mathbb{E}[\psi^2(W; \delta^*, \eta^*)]| &\leq |\hat{\mathbb{E}}_k[\psi^2(W; \hat{\delta}, \hat{\eta}_k)] - \hat{\mathbb{E}}_k[\psi^2(W; \delta^*, \eta^*)]| \\ &\quad + |\hat{\mathbb{E}}_k[\psi^2(W; \delta^*, \eta^*)] - \mathbb{E}[\psi^2(W; \delta^*, \eta^*)]| \\ &= \mathcal{R}_4 + \mathcal{R}_5. \end{aligned}$$

Thus we only need to prove that both \mathcal{R}_4 and \mathcal{R}_5 are $o_p(1)$.

Bounding \mathcal{R}_5 . According to Lemma F.4,

$$\begin{aligned} \|\psi(W; \delta^*, \eta^*)\|_q &\leq \frac{1}{\epsilon^2}(\|Y(1)\|_q + \|Y(0)\|_q) + \frac{1+\epsilon}{\epsilon^2}(\|\tilde{\mu}^*(1, X, S(1))\|_q + \|\tilde{\mu}^*(0, X, S(0))\|_q) \\ &\quad + \frac{1+\epsilon}{\epsilon}(\|\mu^*(1, X)\|_q + \|\mu^*(0, X)\|_q) \leq \left[\frac{2}{\epsilon^2} + \frac{2(1+\epsilon)}{\epsilon^2} + \frac{2(1+\epsilon)}{\epsilon} \right] C. \end{aligned}$$

If q in Assumption 6 satisfies that $q \geq 4$, then

$$\mathbb{E}[\mathcal{R}_5^2] = \frac{1}{n} \text{Var}\{\psi^2(W; \delta^*, \eta^*)\} \leq \frac{1}{n} \text{Var}\{\psi^4(W; \delta^*, \eta^*)\}.$$

By Markov inequality, $\mathcal{R}_5 = O_p(N^{-1/2})$.

If $2 < q < 4$, then we apply the von Bahr-Esseen inequality with $p = q/2 \in (1, 2)$:

$$\mathbb{E}[\mathcal{R}_5^{q/2}] \leq 2n^{-q/2+1} \mathbb{E}[\psi^q(W; \delta^*, \eta^*)] = 2n^{-q/2+1} \|\psi(W; \delta^*, \eta^*)\|_q^q.$$

Thus $\mathbb{E}[\mathcal{R}_5^{q/2}] = O(2N^{-q/2+1})$, which implies that $\mathcal{R}_5 = O_p(N^{-1+2/q})$ according to Markov inequality.

Therefore

$$\mathcal{R}_5 = O_p(N^{-(1-2/q) \vee 1/2}) = o_p(1).$$

Bounding \mathcal{R}_4 . Simple algebra shows that for any $a, \delta a$,

$$(a + \delta a)^2 - a^2 = \delta a(2a + \delta a).$$

Now take $a + \delta a = \psi(W; \hat{\delta}, \hat{\eta}_k)$ and $a = \psi(W; \delta^*, \eta^*)$, then

$$\begin{aligned} &|\hat{\mathbb{E}}_k[\psi^2(W; \hat{\delta}, \hat{\eta}_k)] - \hat{\mathbb{E}}_k[\psi^2(W; \delta^*, \eta^*)]| \\ &= \left| \hat{\mathbb{E}}_k \left(\psi(W; \hat{\delta}, \hat{\eta}_k) - \psi(W; \delta^*, \eta^*) \right) \left(2\psi(W; \delta^*, \eta^*) + \psi(W; \hat{\delta}, \hat{\eta}_k) - \psi(W; \delta^*, \eta^*) \right) \right| \\ &\leq \left(\hat{\mathbb{E}}_k [\psi(W; \hat{\delta}, \hat{\eta}_k) - \psi(W; \delta^*, \eta^*)]^2 \right)^{1/2} \left(\hat{\mathbb{E}}_k [2\psi(W; \delta^*, \eta^*) + \psi(W; \hat{\delta}, \hat{\eta}_k) - \psi(W; \delta^*, \eta^*)]^2 \right)^{1/2} \\ &\leq \mathcal{R}_6^{1/2} \times (\mathcal{R}_6^{1/2} + 2(\hat{\mathbb{E}}_k[\psi^2(W; \delta^*, \eta^*)])^{1/2}). \end{aligned}$$

where $\mathcal{R}_6 = \hat{\mathbb{E}}_k [\psi(W; \hat{\delta}, \hat{\eta}_k) - \psi(W; \delta^*, \eta^*)]^2$.

Since $\mathbb{E}[\psi^2(W; \delta^*, \eta^*)] = O(1)$, Markov inequality implies that $\hat{\mathbb{E}}_k[\psi^2(W; \delta^*, \eta^*)] = O_p(1)$.

Moreover,

$$\mathcal{R}_6 \leq 2\hat{\mathbb{E}}_k(\hat{\delta} - \delta^*)^2 + 2\hat{\mathbb{E}}_k[\psi(W; \delta^*, \hat{\eta}_k) - \psi(W; \delta^*, \eta^*)]^2.$$

Since $\hat{\delta} - \delta^* = o_p(1)$ according to Theorem 3.1, thus we only need to prove $\hat{\mathbb{E}}_k[\psi(W; \delta^*, \hat{\eta}_k) - \psi(W; \delta^*, \eta^*)]^2 = o_p(1)$ as well. We can further decompose this term:

$$\begin{aligned} \hat{\mathbb{E}}_k[\psi(W; \delta^*, \hat{\eta}_k) - \psi(W; \delta^*, \eta^*)]^2 &\leq \left| \hat{\mathbb{E}}_k \left[(\psi(W; \delta^*, \hat{\eta}_k) - \psi(W; \delta^*, \eta^*))^2 \right] \right. \\ &\quad \left. - \mathbb{E} \left[(\psi(W; \delta^*, \hat{\eta}_k) - \psi(W; \delta^*, \eta^*))^2 \mid \hat{\eta}_k \right] \right| \\ &\quad + \mathbb{E} \left[(\psi(W; \delta^*, \hat{\eta}_k) - \psi(W; \delta^*, \eta^*))^2 \mid \hat{\eta}_k \right]. \end{aligned}$$

Note that

$$\mathbb{E} \left[\hat{\mathbb{E}}_k \left[(\psi(W; \delta^*, \hat{\eta}_k) - \psi(W; \delta^*, \eta^*))^2 \right] - \mathbb{E} \left[(\psi(W; \delta^*, \hat{\eta}_k) - \psi(W; \delta^*, \eta^*))^2 \mid \hat{\eta}_k \right] \mid \hat{\eta}_k \right] = 0,$$

so by Markov inequality, we have

$$\left| \hat{\mathbb{E}}_k \left[(\psi(W; \delta^*, \hat{\eta}_k) - \psi(W; \delta^*, \eta^*))^2 \right] - \mathbb{E} \left[(\psi(W; \delta^*, \hat{\eta}_k) - \psi(W; \delta^*, \eta^*))^2 \mid \hat{\eta}_k \right] \right| = o_p(1).$$

Moreover, it is easy to verify that $\mathbb{E} \left[(\psi(W; \delta^*, \hat{\eta}_k) - \psi(W; \delta^*, \eta^*))^2 \mid \hat{\eta}_k \right] = o_p(1)$ as $\|\hat{\eta}_k - \eta^*\| = o_p(1)$.

Putting all above together, we have

$$|\mathcal{R}_4| = o_p(1).$$

Conclusion. Therefore, $\hat{V} = V^* + o_p(1)$, and by Slutsky's theorem,

$$\frac{\sqrt{N}(\hat{\delta} - \delta^*)}{\sqrt{\hat{V}}} \xrightarrow{d} \mathcal{N}(0, 1),$$

so that $\mathbb{P}(\delta^* \in \text{CI}) \rightarrow 1 - \alpha$. □

F.5 Proofs for Section 4

Proof for Theorem 4.1. Since we only consider labeled data drawn from the conditional distribution of (X, T, S, Y) given $R = 1$, we consider the following model for the distribution of the observed data

$$\begin{aligned} \tilde{\mathcal{M}}_{np} = \left\{ f_{X,T,S,Y|R=1}(X, T, S, Y \mid R = 1) = f_{X|R=1}(X \mid R = 1) [e(1, X)^T (1 - e(1, X))^{1-T}] \right. \\ f_{S|X,T,R=1}(S \mid X, T, R = 1) f_{Y|S,T,X,R=1}(Y \mid S, T, X, R = 1) : \forall e(1, X) \in [\epsilon, 1 - \epsilon], \\ \left. f_{X|R=1}, f_{S|T,X,R=1} \text{ and } f_{Y|S,T,X,R=1} \text{ are arbitrary density functions} \right\}. \end{aligned}$$

The corresponding tangent space is

$$\tilde{\Lambda}_{np} = \{ \text{SC}(Y, X, T, S) \in \mathcal{L}_2(Y, X, T, S) : \mathbb{E}[\text{SC}(Y, X, T, S) \mid R = 1] = 0 \}.$$

When Assumptions 1 and 2 hold and $\mathbb{P}(T = 1 \mid R = 1, X, S) \in (0, 1)$ almost surely, we can easily verify that the conclusion of Lemma 1.1 is still valid. In particular, we have

$$\xi_1^* = \mathbb{E}[Y(1)] = \mathbb{E}[\mathbb{E}[\mathbb{E}[Y \mid T = 1, R = 1, X, S] \mid X, T = 1]].$$

Since $f_X^*, f_{S|X,T}^*$ are assumed to be known, when we analyze the path-differentiability of ξ^* under parametric submodels for $\tilde{\mathcal{M}}_{np}$, we can fix these two distributions and only vary the distribution of $Y \mid T = 1, R = 1, X, S$. In the following part, we suppress the subscripts in the density functions f^* , and the meaning of the density functions should be self-evident from the arguments. We have

$$\frac{\partial}{\partial \gamma} \mathbb{E}_\gamma[Y(1)]|_{\gamma=\gamma^*}$$

$$\begin{aligned}
&= \int f^*(x) f^*(s | X = x, T = 1) \frac{\partial}{\partial \gamma} \mathbb{E}_\gamma[Y | X = x, S = s, T = 1, R = 1] |_{\gamma=0} dx ds \\
&= \int f^*(x) f^*(s | X = x, T = 1) \mathbb{E}[Y \times \text{SC}(Y | X, S, T, R = 1) | X = x, S = s, T = 1, R = 1] dx ds \\
&= \int f^*(x) \mathbb{E} \left[\frac{f^*(S | X, T = 1)}{f^*(S | X, T = 1, R = 1)} (Y - \tilde{\mu}^*(T, X, S)) \times \text{SC}(Y | X, S, T, R = 1) | X = x, T = 1, R = 1 \right] dx \\
&= \int f^*(x) \mathbb{E} \left[\frac{T}{e^*(1, X)} \frac{f^*(S | X, T = 1)}{f^*(S | X, T = 1, R = 1)} (Y - \tilde{\mu}^*(T, X, S)) \times \text{SC}(Y | X, S, T, R = 1) | X = x, R = 1 \right] dx \\
&= \mathbb{E} \left[\frac{T}{e^*(1, X)} \frac{f^*(S | X, T = 1)}{f^*(S | X, T = 1, R = 1)} \frac{f^*(X)}{f^*(X | R = 1)} (Y - \tilde{\mu}^*(1, X, S)) \times \text{SC}(Y | X, S, T, R = 1) | R = 1 \right] \\
&= \mathbb{E} \left[\frac{T}{e^*(1, X)} \frac{f^*(S | X, T = 1)}{f^*(S | X, T = 1, R = 1)} \frac{f^*(X)}{f^*(X | R = 1)} (Y - \tilde{\mu}^*(1, X, S)) \times \text{SC}(Y, X, S, T | R = 1) | R = 1 \right].
\end{aligned}$$

In the equation above, we use $e^*(1, X)$ to denote $\mathbb{P}(T = 1 | R = 1, X)$.

By repeatedly applying Bayes' rule, we can show that

$$\begin{aligned}
&\frac{T}{e^*(1, X)} \frac{f^*(S | X, T = 1)}{f^*(S | X, T = 1, R = 1)} \frac{f^*(X)}{f^*(X | R = 1)} \\
&= \frac{T}{e^*(X)} \frac{\mathbb{P}(T = 1)}{\mathbb{P}(T = 1 | R = 1)} \frac{f^*(S, X | T = 1)}{f^*(S, X | T = 1, R = 1)}
\end{aligned}$$

This means that the following is an influence function for ξ_1^* :

$$\frac{T}{e^*(X)} \frac{\mathbb{P}(T = 0)}{\mathbb{P}(T = 0 | R = 1)} \frac{f^*(S, X | T = 1)}{f^*(S, X | T = 1, R = 1)} (Y - \tilde{\mu}^*(1, X, S)).$$

Similarly, we can show that an influence function for ξ_0^* is given by

$$\frac{1 - T}{1 - e^*(X)} \frac{\mathbb{P}(R = 1)}{\mathbb{P}(R = 1 | T = 0)} \frac{f^*(S, X | T = 0)}{f^*(S, X | T = 0, R = 1)} (Y - \tilde{\mu}^*(0, X, S)).$$

These together mean that Equation (19) gives an influence function for the average treatment effect $\mathbb{E}[Y(1) - Y(0)]$. Obviously this influence function belongs to the tangent space $\tilde{\Lambda}_{np}$, so it is also the efficient influence function for the average treatment effect. \square

Proposition F.1. *If Assumption 3 holds, then $\mathbb{P}(T = 1 | R = 1, X, S) \in (\epsilon^2, \frac{1-\epsilon}{\epsilon})$.*

Proof for Proposition F.1. By Bayes' rule,

$$\mathbb{P}(T = 1 | R = 1, X, S) = \frac{\mathbb{P}(R = 1 | T = 1, X, S) \mathbb{P}(T = 1 | X, S)}{\mathbb{P}(R = 1 | X, S)} \in \left(\epsilon^2, \frac{1-\epsilon}{\epsilon} \right).$$

\square

Proof for Proposition 4.1. We only need to prove that $\tilde{V}^* = \mathbb{E}[\tilde{\psi}^2(W; \delta^*, \tilde{\eta}^*) | R = 1]$ is equal to the following quantity:

$$\begin{aligned}
&\mathbb{P}(R = 1) \mathbb{E} \left[\left(\frac{TR}{e^*(X) r^*(1, X, S)} (Y - \tilde{\mu}^*(1, X, S)) - \frac{(1-T)R}{(1-e^*(X)) r^*(0, X, S)} (Y - \tilde{\mu}^*(0, X, S)) \right)^2 \right] \\
&= \mathbb{E} \left[\frac{T^2 \mathbb{P}^2(R = 1)}{e^{*2}(X) r^{*2}(1, X, S)} (Y - \tilde{\mu}^*(1, X, S))^2 + \frac{(1-T)^2 \mathbb{P}^2(R = 1)}{(1-e^*(X))^2 r^{*2}(0, X, S)} (Y - \tilde{\mu}^*(0, X, S))^2 | R = 1 \right]
\end{aligned}$$

According to the Bayes' rule,

$$\frac{\mathbb{P}(R=1)}{r^*(t, X, S)} = \frac{f^*(S, X | T=t)}{f^*(S, X | T=t, R=1)} \frac{\mathbb{P}(T=t)}{\mathbb{P}(T=t | R=1)} = \lambda^*(S, X, t) \frac{\mathbb{P}(T=t)}{\mathbb{P}(T=t | R=1)}.$$

Thus

$$\begin{aligned} & \mathbb{E} \left[\frac{T^2 \mathbb{P}^2(R=1)}{e^{*2}(X) r^{*2}(1, X, S)} (Y - \tilde{\mu}^*(1, X, S))^2 + \frac{(1-T)^2 \mathbb{P}^2(R=1)}{(1-e^*(X))^2 r^{*2}(1, X, S)} (Y - \tilde{\mu}^*(0, X, S))^2 | R=1 \right] \\ &= \mathbb{E} \left[\frac{T^2 \lambda^{*2}(S, X, T) \mathbb{P}^2(T=1)}{e^{*2}(X) \mathbb{P}^2(T=1 | R=1)} (Y - \tilde{\mu}^*(1, X, S))^2 + \frac{(1-T)^2 \lambda^{*2}(S, X, T) \mathbb{P}^2(T=0)}{(1-e^*(X))^2 \mathbb{P}^2(T=0 | R=1)} (Y - \tilde{\mu}^*(0, X, S))^2 | R=1 \right] \\ &= \mathbb{E}[\tilde{\psi}^2(W; \delta^*, \tilde{\eta}^*) | R=1] = \tilde{V}^*. \end{aligned}$$

□

Proof for Theorem 4.2. We use $\mathbb{E}^{(N)}$ and $\text{Var}^{(N)}$ to denote the expectation and variance operators with respect to the $\mathbb{P}^{(N)}$ distribution described in Section 4.2. We only need to prove the following:

$$\sqrt{\bar{N}_l}(\hat{\delta} - \delta^*) \xrightarrow{d} \mathcal{N}(0, \tilde{V}^*), \quad \sqrt{\bar{N}_l}(\hat{\delta}^{\text{rev}} - \delta^*) \xrightarrow{d} \mathcal{N}(0, \tilde{V}^*).$$

Then the asserted conclusions follow from Slutsky's theorem and that $N_l/\bar{N}_l = (N_l/N)/\pi_N = o_p(1)$.

Proving the first statement regarding $\hat{\delta}$. We can directly use the error decomposition in the proof for Theorem 3.1 with η_0 there being replaced by $\eta_N^* = (e_N^*, r_N^*, \mu^*, \tilde{\mu}^*)$. We can show that given $\|\hat{\mu}_k - \mu^*\| = o_p(1)$, $\|\hat{\mu}_k - \tilde{\mu}^*\| = o_p(1)$, $\|\hat{e}_k - e_N^*\| = o_p(1)$, and $\|r_N^*/\hat{r}_k - 1\| = o_p(1)$, the stochastic equicontinuity term $\mathcal{R}_{1,k}$ satisfies that

$$\begin{aligned} & \text{Var}^{(N)}(\mathcal{R}_{1,k} | \hat{\eta}_k) \\ &= o_p(N^{-1}) + \frac{1}{N} \mathbb{E}^{(N)} \left[\left(\frac{TR}{\hat{e}_k \hat{r}_k} - \frac{TR}{e_N^* r_N^*} \right)^2 (Y - \hat{\mu}_k)^2 | \hat{e}_k, \hat{r}_k, \hat{\mu}_k \right] + \frac{1}{N} \mathbb{E}^{(N)} \left[\frac{TR}{e_N^{*2} r_N^{*2}} (\tilde{\mu}^* - \hat{\mu}_k)^2 | \hat{\mu}_k \right] \\ &+ \frac{1}{N} \mathbb{E}^{(N)} \left[\left(\frac{(1-T)R}{(1-\hat{e}_k) \hat{r}_k} - \frac{(1-T)R}{(1-e_N^*) r_N^*} \right)^2 (Y - \hat{\mu}_k)^2 | \hat{e}_k, \hat{r}_k, \hat{\mu}_k \right] + \frac{1}{N} \mathbb{E}^{(N)} \left[\frac{(1-T)R}{(1-e_N^*)^2 r_N^{*2}} (\tilde{\mu}^* - \hat{\mu}_k)^2 | \hat{\mu}_k \right]. \end{aligned}$$

Note that

$$\begin{aligned} & \frac{1}{N} \mathbb{E}^{(N)} \left[\left(\frac{TR}{\hat{e}_k \hat{r}_k} - \frac{TR}{e_N^* r_N^*} \right)^2 (Y - \hat{\mu}_k)^2 | \hat{e}_k, \hat{r}_k, \hat{\mu}_k \right] \\ & \lesssim \frac{1}{N} \mathbb{E}^{(N)} \left[\frac{(e_N^* r_N^* / \hat{e}_k \hat{r}_k - 1)^2}{e_N^* r_N^*} | \hat{e}_k, \hat{r}_k \right] \\ & \lesssim \frac{1}{N} \mathbb{E}^{(N)} \left[\frac{e_N^{*2} / \hat{e}_k^2 (r_N^* / \hat{r}_k - 1)^2}{e_N^* r_N^*} + \frac{(\hat{e}_k - e_N^*)^2}{\hat{e}_k^2 e_N^* r_N^*} | \hat{e}_k, \hat{r}_k \right] \\ & \lesssim \frac{1}{\pi_N N} (\|r_N^* / \hat{r}_k - 1\|^2 + \|\hat{e}_k - e_N^*\|^2) = o_p((N\pi_N)^{-1}) = o_p(\bar{N}_l^{-1}), \end{aligned}$$

and

$$\frac{1}{N} \mathbb{E}^{(N)} \left[\frac{TR}{e_N^{*2} r_N^{*2}} (\tilde{\mu}^* - \hat{\mu}_k)^2 | \hat{\mu}_k \right] \lesssim \frac{1}{N} \mathbb{E}^{(N)} \left[\frac{(\tilde{\mu}^* - \hat{\mu}_k)^2}{e_N^* r_N^*} | \hat{\mu}_k \right]$$

$$\lesssim \frac{1}{\pi_N N} \|\hat{\mu}_k - \tilde{\mu}^*\| = o_p((N\pi_N)^{-1}) = o_p(\bar{N}_l^{-1}).$$

Similarly, we can show that other terms in the decomposition of $\text{Var}^{(N)}(\mathcal{R}_{1,k} \mid \hat{\eta}_k)$ are also $o_p(\bar{N}_l^{-1})$. Therefore, $\text{Var}^{(N)}(\mathcal{R}_{1,k} \mid \hat{\eta}_k) = o_p(\bar{N}_l^{-1})$. By Chebyshev inequality, we have $|\mathcal{R}_{1,k}| = o_p(\bar{N}_l^{-1/2})$.

Moreover, we can follow the proof of Lemma 3.1 to show that

$$\begin{aligned} |\mathcal{R}_{2,k}| &\leq \left| \mathbb{E}^{(N)} \left[\left(\frac{T}{\hat{e}_k(X)} - \frac{T}{e_N^*(X)} \right) (\mu^*(1, X) - \hat{\mu}_k(1, X)) \mid \hat{\mu}_k, \hat{e}_k \right] \right| \\ &\quad + \left| \mathbb{E}^{(N)} \left[\frac{T}{\hat{e}_k(X)} \left(1 - \frac{R}{\hat{r}_k(1, X, S)} \right) (\hat{\mu}_k(1, X, S) - \tilde{\mu}^*(1, X, S)) \mid \hat{e}_k, \hat{\mu}_k \right] \right| \\ &\quad + \left| \mathbb{E}^{(N)} \left[\left(\frac{1-T}{1-\hat{e}_k(X)} - \frac{1-T}{1-e_N^*(X)} \right) (\mu^*(0, X) - \hat{\mu}_k(0, X)) \mid \hat{\mu}_k, \hat{e}_k \right] \right| \\ &\quad + \left| \mathbb{E}^{(N)} \left[\frac{1-T}{1-\hat{e}_k(X)} \left(1 - \frac{R}{\hat{r}_k(0, X, S)} \right) (\hat{\mu}_k(0, X, S) - \tilde{\mu}^*(0, X, S)) \mid \hat{e}_k, \hat{\mu}_k \right] \right| \\ &\quad + \left| \mathbb{E}^{(N)} \left[\frac{r_N^*(1, X, S)}{\hat{r}_k(1, X, S)} \left(\frac{T}{\hat{e}_k(X)} - \frac{T}{e_N^*(X)} \right) (\hat{\mu}_k(1, X, S) - \tilde{\mu}^*(1, X, S)) \mid \hat{e}_k, \hat{\mu}_k \right] \right| \\ &\quad + \left| \mathbb{E}^{(N)} \left[\frac{r_N^*(0, X, S)}{\hat{r}_k(0, X, S)} \left(\frac{1-T}{1-\hat{e}_k(X)} - \frac{1-T}{1-e_N^*(X)} \right) (\hat{\mu}_k(0, X, S) - \tilde{\mu}^*(0, X, S)) \mid \hat{e}_k, \hat{\mu}_k \right] \right| \\ &\lesssim \|\hat{e}_k - e_N^*\| \|\hat{\mu}_k - \tilde{\mu}\| + \|\hat{e}_k - e_N^*\| \|\hat{\mu}_k - \tilde{\mu}^*\| + \left\| \frac{r_N^*}{\hat{r}_k} - 1 \right\| \|\hat{\mu}_k - \mu^*\| \\ &= O_p(\rho_{N,e\rho_{\bar{N}_l,\mu}} + \rho_{N,e\rho_{\bar{N}_l,\tilde{\mu}}} + \rho_{\bar{N}_l,r\rho_{\bar{N}_l,\tilde{\mu}}}) = o_p(\bar{N}_l^{-1/2}). \end{aligned}$$

Given that $|\mathcal{R}_{1,k}| = o_p(\bar{N}_l^{-1/2})$ and $|\mathcal{R}_{2,k}| = o_p(\bar{N}_l^{-1/2})$ for $k = 1, \dots, K$, we have

$$\sqrt{\bar{N}_l} (\hat{\delta} - \delta^*) = \sum_{i=1}^N Z_{i,N} + o_p(1),$$

where

$$\begin{aligned} Z_{i,N} &= \frac{\sqrt{\pi_N}}{\sqrt{N}} \left\{ \mu^*(1, X_i) - \mu^*(0, X_i) - \delta^* \right. \\ &\quad + \frac{T_i}{e_N^*(X_i)} (\tilde{\mu}^*(1, X_i, S_i) - \mu^*(1, X_i)) - \frac{1-T_i}{1-e_N^*(X_i)} (\tilde{\mu}^*(0, X_i, S_i) - \mu^*(0, X_i)) \\ &\quad \left. + \frac{T_i R_i}{e_N^*(X_i) r_N^*(1, X_i, S_i)} (Y_i - \tilde{\mu}^*(1, X_i, S_i)) - \frac{(1-T_i) R_i}{(1-e_N^*(X_i)) r_N^*(0, X_i, S_i)} (Y_i - \tilde{\mu}^*(0, X_i, S_i)) \right\}. \end{aligned}$$

Let $S_N = \sum_{i=1}^N Z_{i,N}$. We can easily verify that $\mathbb{E}^{(N)}[S_N] = \sum_{i=1}^N \mathbb{E}^{(N)}[Z_{i,N}] = 0$, and

$$\begin{aligned} \text{Var}^{(N)}(S_N) &= \pi_N \mathbb{E}^{(N)} \left[(\mu^*(1, X_i) - \mu^*(0, X_i) - \delta^*)^2 \right] \\ &\quad + \pi_N \mathbb{E}^{(N)} \left[\left(\frac{T_i}{e_N^*(X_i)} (\tilde{\mu}^*(1, X_i, S_i) - \mu^*(1, X_i)) - \frac{1-T_i}{1-e_N^*(X_i)} (\tilde{\mu}^*(0, X_i, S_i) - \mu^*(0, X_i)) \right)^2 \right] \\ &\quad + \pi_N \mathbb{E}^{(N)} \left[\left(\frac{T_i R_i}{e_N^*(X_i) r_N^*(1, X_i, S_i)} (Y_i - \tilde{\mu}^*(1, X_i, S_i)) \right. \right. \\ &\quad \left. \left. - \frac{(1-T_i) R_i}{(1-e_N^*(X_i)) r_N^*(0, X_i, S_i)} (Y_i - \tilde{\mu}^*(0, X_i, S_i)) \right)^2 \right] \end{aligned}$$

$$\rightarrow 0 + 0 + \tilde{V}^*.$$

To prove the asymptotic normality, we will use the Lindberg-Feller Central Limit Theorem. To this end, we now verify the Lyapunov condition. Note that for any $q > 2$, the above already shows that $\left(\text{Var}^{(N)}(S_N)\right)^q = O(1)$. Then we only need to verify that

$$\mathbb{E}^{(N)} \left[\sum_{i=1}^N |Z_{i,N}|^q \right] = N \mathbb{E}^{(N)} [|Z_{i,N}|^q] = N \|Z_{i,N}\|_q^q \rightarrow 0.$$

We note that

$$\begin{aligned} N \|Z_{i,N}\|_q^q &\leq \left[\frac{\pi_N^{1/2}}{N^{1/2-1/q}} \|\mu^*(1, X_i) - \mu^*(0, X_i) - \delta^*\|_q \right. \\ &\quad + \frac{\pi_N^{1/2}}{N^{1/2-1/q}} \left\| \frac{T_i}{e_N^*(X_i)} (\tilde{\mu}^*(1, X_i, S_i) - \mu^*(1, X_i)) - \frac{1 - T_i}{1 - e_N^*(X_i)} (\tilde{\mu}^*(0, X_i, S_i) - \mu^*(0, X_i)) \right\|_q \\ &\quad \left. + \frac{\pi_N^{1/2}}{N^{1/2-1/q}} \left\| \frac{T_i R_i}{e_N^*(X_i) r_N^*(1, X_i, S_i)} (Y_i - \tilde{\mu}^*(1, X_i, S_i)) - \frac{(1 - T_i) R_i}{(1 - e_N^*(X_i)) r_N^*(0, X_i, S_i)} (Y_i - \tilde{\mu}^*(0, X_i, S_i)) \right\|_q \right]^q. \end{aligned}$$

Under the regularity conditions in Appendix D Assumption 9, we have

$$\begin{aligned} \frac{\pi_N^{1/2}}{N^{1/2-1/q}} \|\mu^*(1, X_i) - \mu^*(0, X_i) - \delta^*\|_q &= O \left(\frac{\pi_N^{1/2}}{N^{1/2-1/q}} \right) \rightarrow 0, \\ \frac{\pi_N^{1/2}}{N^{1/2-1/q}} \left\| \frac{T_i}{e_N^*(X_i)} (\tilde{\mu}^*(1, X_i, S_i) - \mu^*(1, X_i)) - \frac{1 - T_i}{1 - e_N^*(X_i)} (\tilde{\mu}^*(0, X_i, S_i) - \mu^*(0, X_i)) \right\|_q &= O \left(\frac{\pi_N^{1/2}}{N^{1/2-1/q}} \right) \rightarrow 0. \end{aligned}$$

Moreover, according to the relationship between π_N and r_N^* , we have

$$\begin{aligned} &\frac{\pi_N^{1/2}}{N^{1/2-1/q}} \left\| \frac{T_i R_i}{e_N^*(X_i) r_N^*(1, X_i, S_i)} (Y_i - \tilde{\mu}^*(1, X_i, S_i)) - \frac{(1 - T_i) R_i}{(1 - e_N^*(X_i)) r_N^*(0, X_i, S_i)} (Y_i - \tilde{\mu}^*(0, X_i, S_i)) \right\|_q \\ &= \frac{\pi_N^{1/2}}{N^{1/2-1/q}} \left\| \frac{R_i}{\pi_N} \frac{T_i \lambda^*(S_i, X_i, T_i) \mathbb{P}(T_i = 1)}{e_N^*(X_i) \mathbb{P}(T_i = 1 | R_i = 1)} (Y_i - \tilde{\mu}^*(1, X_i, S_i)) \right. \\ &\quad \left. - \frac{R_i}{\pi_N} \frac{(1 - T_i) \lambda^*(S_i, X_i, T_i) \mathbb{P}(T_i = 0)}{(1 - e_N^*(X_i)) \mathbb{P}(T_i = 0 | R_i = 1)} (Y_i - \tilde{\mu}^*(0, X_i, S_i)) \right\|_q \\ &= O \left(\frac{1}{(N \pi_N)^{1/2-1/q}} \right) \rightarrow 0. \end{aligned}$$

This means that the Lyapunov condition holds. Then by the Lindberg-Feller Central Limit Theorem,

$$\frac{\sqrt{N_l} (\hat{\delta} - \delta^*)}{\sqrt{\text{Var}^{(N)}(S_N)}} \xrightarrow{d} \mathcal{N}(0, 1).$$

Since $\text{Var}^{(N)}(S_N) \rightarrow \tilde{V}^*$, we further have

$$\sqrt{N_l} (\hat{\delta} - \delta^*) \xrightarrow{d} \mathcal{N}(0, \tilde{V}^*).$$

Proving the second statement regarding $\hat{\delta}^{\text{rev}}$. For any $\eta = (e, \lambda, \mu, \tilde{\mu})$ and π, ν_1, ν_2 , we define

$$\begin{aligned}\tilde{\psi}'(W; \pi, \nu_1, \nu_0, \eta) &= \frac{T}{e(X)} (\tilde{\mu}(1, X, S) - \mu(1, X)) - \frac{1-T}{1-e(X)} (\tilde{\mu}(0, X, S) - \mu(0, X)) + \mu(1, X) - \mu(0, X) \\ &\quad + \frac{R\lambda(S, X, T)}{\pi} \frac{T\nu_1}{e(X)} (Y - \tilde{\mu}(1, X, S)) - \frac{R\lambda(S, X, T)}{\pi} \frac{(1-T)\nu_0}{1-e(X)} (Y - \tilde{\mu}(1, X, S)).\end{aligned}$$

Then

$$\hat{\delta}^{\text{rev}} = \frac{1}{K} \sum_{k=1}^K \hat{\mathbb{E}}_k \left[\tilde{\psi}'(W; \hat{\pi}_N, \hat{\nu}_1, \hat{\nu}_0, \hat{\eta}_k) \right].$$

We can further decompose the estimation error of $\hat{\delta}^{\text{rev}}$ as follows:

$$\hat{\delta}^{\text{rev}} - \delta^* = \frac{1}{K} \sum_{k=1}^K \tilde{\mathcal{R}}_{1,k} + \tilde{\mathcal{R}}_{2,k} + \tilde{\mathcal{R}}_{3,k},$$

where

$$\begin{aligned}\tilde{\mathcal{R}}_{1,k} &= \left(\hat{\mathbb{E}}_k \left[\tilde{\psi}'(W; \hat{\pi}_N, \hat{\nu}_1, \hat{\nu}_0, \hat{\eta}_k) \right] - \mathbb{E} \left[\tilde{\psi}'(W; \hat{\pi}_N, \hat{\nu}_1, \hat{\nu}_0, \hat{\eta}_k) \mid \hat{\eta}_k \right] \right) \\ &\quad - \left(\hat{\mathbb{E}}_k \left[\tilde{\psi}'(W; \pi_N, \nu_1^*, \nu_0^*, \tilde{\eta}_N^*) \right] - \mathbb{E} \left[\tilde{\psi}'(W; \pi_N, \nu_1^*, \nu_0^*, \tilde{\eta}_N^*) \right] \right), \\ \tilde{\mathcal{R}}_{2,k} &= \mathbb{E} \left[\tilde{\psi}'(W; \hat{\pi}_N, \hat{\nu}_1, \hat{\nu}_0, \hat{\eta}_k) \mid \hat{\eta}_k \right] - \mathbb{E} \left[\tilde{\psi}'(W; \pi_N, \nu_1^*, \nu_0^*, \tilde{\eta}_N^*) \right], \\ \tilde{\mathcal{R}}_{3,k} &= \hat{\mathbb{E}}_k \left[\tilde{\psi}'(W; \pi_N, \nu_1^*, \nu_0^*, \tilde{\eta}_N^*) \right] - \delta^*,\end{aligned}$$

and $\tilde{\eta}_N^* = (e^*, \lambda_N^*, \mu^*, \tilde{\mu}^*)$.

Here $\tilde{\mathcal{R}}_{1,k}$ is again a stochastic equicontinuity term. It is again $o_p(\bar{N}_l^{-1/2})$ because of sample splitting and $|\hat{\pi}_N/\pi_N - 1| = o_p(1)$, $|\hat{\nu}_1 - \nu_1^*| = o_p(1)$, $|\hat{\nu}_0 - \nu_0^*| = o_p(1)$, and all nuisance estimators in $\hat{\eta}_k$ are consistent.

Moreover, we can easily verify that

$$\begin{aligned}\left| \tilde{\mathcal{R}}_{2,k} \right| &\lesssim \|\hat{e}_k - e_N^*\| \|\hat{\mu}_k - \mu^*\| + \left(\|\hat{\lambda}_k - \lambda_N^*\| + \|\hat{e}_k - e_N^*\| + |\hat{\nu}_1 - \nu_1^*| + |\hat{\nu}_0 - \nu_0^*| + \left| \frac{\pi_N}{\hat{\pi}_N} - 1 \right| \right) \|\hat{\mu}_k - \tilde{\mu}^*\| \\ &= o_p(\bar{N}_l^{-1/2}).\end{aligned}$$

Therefore,

$$\sqrt{\bar{N}_l} (\hat{\delta}^{\text{rev}} - \delta^*) = \sqrt{\bar{N}_l} \left(\hat{\mathbb{E}}_k \left[\tilde{\psi}'(W; \pi_N, \nu_1^*, \nu_0^*, \tilde{\eta}_N^*) \right] - \delta^* \right) + o_p(1).$$

Finally, we can similarly apply the Lindberg-Feller Central Limit Theorem to show that

$$\sqrt{\bar{N}_l} \left(\hat{\mathbb{E}}_k \left[\tilde{\psi}'(W; \pi_N, \nu_1^*, \nu_0^*, \tilde{\eta}_N^*) \right] - \delta^* \right) \xrightarrow{d} \mathcal{N}(0, \tilde{V}^*).$$

□

F.6 Proofs for Appendix A

Proof for Proposition A.1. In order to prove that $T \perp Y \mid X, S$, we need to verify that for any $x \in \mathcal{X}$, $s \in \mathcal{S}$, and $y \in \mathcal{Y}$,

$$\mathbb{P}(Y \leq y \mid T = 1, X = x, S = s) = \mathbb{P}(Y \leq y \mid T = 0, X = x, S = s),$$

or equivalently,

$$\mathbb{P}(Y(1, s) \leq y \mid T = 1, X = x, S(1) = s) = \mathbb{P}(Y(0, s) \leq y \mid T = 0, X = x, S(0) = s). \quad (30)$$

We note that condition (iii) in Proposition A.1 implies that

$$\begin{aligned} \mathbb{P}(Y(0, s) \leq y \mid T = 0, X = x, S(0) = s) &= \mathbb{P}(Y(0, s) \leq y \mid T = 0, X = x), \\ \mathbb{P}(Y(1, s) \leq y \mid T = 1, X = x, S(1) = s) &= \mathbb{P}(Y(1, s) \leq y \mid T = 1, X = x). \end{aligned}$$

Then the condition (i) in Proposition A.1 implies that

$$\mathbb{P}(Y(0, s) \leq y \mid T = 0, X = x) = \mathbb{P}(Y(1, s) \leq y \mid T = 0, X = x).$$

Moreover, the condition (ii) in Proposition A.1 implies that

$$\mathbb{P}(Y(1, s) \leq y \mid T = 0, X = x) = \mathbb{P}(Y(1, s) \leq y \mid T = 1, X = x).$$

These equations together ensure Eq. (30). \square

F.7 Proofs for Appendix C

Proof for Theorem C.1. First, we consider the following model:

$$\begin{aligned} \mathcal{M}_{np, I-II} = & \left\{ f_{X,T,R,Y,S,R_S}(X, T, R, Y, S, R_S) = f_X(X) [e(X)^T (1 - e(X))^{1-T}] [r(T, X)^R (1 - r(T, X))^{1-R}] \right. \\ & \times f_{Y|R=1,T,X}^R(Y, R, T, X) \times [r_S(T, X, R, Y)^{R_S} (1 - r_S(T, X, R, Y))^{1-R_S}] f_{S|R_S=1,T,X,Y}^{R_S}(S, R_S, T, X, Y) : \\ & f_X, f_{Y|R=1,T,X}, f_{S|R_S=1,T,X,Y} \text{ are arbitrary density functions, and } e(X), r(T, X), r_S(T, X) \\ & \left. \text{are arbitrary functions obeying } e(X) \in [\epsilon, 1 - \epsilon], r(T, X) \in [\epsilon, 1], r_S(T, X) \in [\epsilon, 1] \right\}. \end{aligned}$$

The tangent space of this model is equal to

$$\Lambda_{I-II} = \Lambda_I + \oplus \bar{\Lambda}(R_S \mid X, T, R, Y) + \oplus \bar{\Lambda}(S \mid R_S, X, T, R, Y),$$

where Λ_I is the tangent space for the model $\mathcal{M}_{np, I}$ in the proof for Theorem 2.2, and $\bar{\Lambda}_{R_S|X,T,R,Y}$ and $\bar{\Lambda}_{S|R_S,X,T,R,Y}$ are mean square closures of the following sets:

$$\begin{aligned} \Lambda_{R_S|X,T,R,Y} &= \{ \text{SC}_{R_S|X,T,R,Y}(R_S, X, T, R, Y) \in L_2(X, T, R, Y) : \\ & \quad \mathbb{E} [\text{SC}_{R_S|X,T,R,Y}(R_S, X, T, R, Y) \mid X, T, R, Y] = 0 \}, \\ \Lambda_{S|R_S,Y,R,X,T} &= \{ R_S \times \text{SC}_{S|R_S=1,Y,R,X,T}(S, Y, R, X, T) \in L_2(S, Y, R, X, T) : \\ & \quad \mathbb{E} [\text{SC}_{S|R_S=1,Y,R,X,T}(S, Y, R, X, T) \mid R_S = 1, Y, R, X, T] = 0 \}. \end{aligned}$$

Then we can easily show that the efficient influence function of δ^* corresponding to this tangent space is identical to the efficient influence function of δ^* corresponding to the tangent space Λ_i , by

following the proof for Theorem 2.2. Indeed, we first note that the efficient influence function $\psi_{I,1}$ of $\mathbb{E}[Y(1)]$ is based on path differentiability analysis of the following identification formula under parametric submodels:

$$\mathbb{E}[Y(1)] = \mathbb{E}[\mathbb{E}[Y \mid X, T = 1, R = 1]].$$

This identification formula is also valid under the setting I-II and we already know that

$$\frac{\partial}{\partial \gamma} \mathbb{E}_\gamma[Y(1)]|_{\gamma=0} = \mathbb{E}[\psi_{I,1}(Y, X, T, R) \text{SC}(Y, X, T, R)],$$

for $\text{SC}(Y, X, T, R) \in \Lambda_I$. Moreover, we can easily verify that for any $\text{SC}(S, R_S \mid Y, X, T, R) \in \Lambda_{R_S \mid X, T, R, Y} \oplus \Lambda_{S \mid R_S, Y, R, X, T}$, we have $\mathbb{E}[\text{SC}(S, R_S, Y, X, T, R) \mid Y, X, T, R = 0]$. This further implies that

$$\frac{\partial}{\partial \gamma} \mathbb{E}_\gamma[Y(1)]|_{\gamma=0} = \mathbb{E}[\psi_{I,1}(Y, X, T, R) (\text{SC}(Y, X, T, R) + \text{SC}(S, R_S \mid Y, X, T, R))].$$

Thus $\psi_{I,1}$ is also an influence function of $\mathbb{E}[Y(1)]$ under model $\mathcal{M}_{np, I-II}$. Moreover, we have $\psi_{I,1} \in \Lambda_I \subseteq \Lambda_{I-II}$, so $\psi_{I,1}$ is also the efficient influence function of $\mathbb{E}[Y(1)]$ under model $\mathcal{M}_{np, I-II}$. Similarly, we can prove that the efficient influence function of δ^* under the model $\mathcal{M}_{np, I-II}$ is also the efficient influence function ψ_I under the model $\mathcal{M}_{np, I}$. This gives our desired conclusion.

Next, we note that under the asserted assumptions, we have $R \perp S \mid T, X, R_S$, and $R_S \perp Y \mid T, X, R, S$. We consider the following model:

$$\begin{aligned} \mathcal{M}_{np, II-III} = & \left\{ f_{X, T, S, R, Y}(X, T, S, R, Y) = f_X(X) [e(X)^T (1 - e(X))^{1-T}] [r_S(X, T)^{R_S} (1 - r_S(X, T))^{1-R_S}] \right. \\ & f_{S \mid X, T, R_S=1}^{R_S}(S, X, T) [r(X, T, R_S)^R (1 - r(X, T, R_S))^{1-R}] f_{Y \mid S, X, T, R=1}^R(Y, S, X, T) : \\ & f_X, f_{S \mid X, T, R_S=1}, f_{Y \mid S, X, T, R=1} \text{ are arbitrary density functions of the distributions} \\ & \text{indicated by their respective subscripts, and } e(X), r_S(X, T), r(X, T) \text{ are arbitrary} \\ & \left. \text{functions obeying } e(X) \in [\epsilon, 1 - \epsilon], r_S(X, T), r(X, T, R_S) \in [\epsilon, 1] \right\}. \end{aligned}$$

The corresponding tangent space is given by

$$\Lambda_{II-III} = \bar{\Lambda}_X \oplus \bar{\Lambda}_{T \mid X} \oplus \bar{\Lambda}_{R_S \mid X, T} \oplus \bar{\Lambda}_{S \mid R_S, X, T} \oplus \bar{\Lambda}_{R \mid X, T, R_S} \oplus \bar{\Lambda}_{Y \mid S, X, T, R},$$

where $\bar{\Lambda}_X, \bar{\Lambda}_{T \mid X}, \bar{\Lambda}_{R \mid X, T}$ are given in the proof for Theorem 2.2, and $\bar{\Lambda}_{R_S \mid X, T}, \bar{\Lambda}_{S \mid R_S, X, T}$ and $\bar{\Lambda}_{Y \mid S, X, T, R}$ are the mean-square closures of the following sets:

$$\begin{aligned} \Lambda_{R_S \mid X, T} &= \{\text{SC}_{R_S \mid X, T}(R_S, X, T) \in L_2(R_S, X, T) : \mathbb{E}[\text{SC}_{R_S \mid X, T}(R_S, X, T) \mid X, T] = 0\} \\ \Lambda_{S \mid R_S, X, T} &= \{R_S \times \text{SC}_{S \mid R_S=1, X, T}(S, X, T) \in L_2(S, R_S, X, T) : \mathbb{E}[\text{SC}_{S \mid R_S=1, X, T}(S, X, T) \mid R_S = 1, X, T] = 0\} \\ \Lambda_{R \mid X, T, R_S} &= \{\text{SC}_{R \mid X, T, R_S}(R, X, T, R_S) \in L_2(R, X, T, R) : \mathbb{E}[\text{SC}_{R \mid X, T, R_S}(R, X, T, R_S) \mid X, T, R_S] = 0\} \\ \Lambda_{Y \mid S, X, T, R} &= \{R \times \text{SC}_{Y \mid S, X, T, R=1}(Y, S, X, T) \in L_2(Y, S, X, T, R) : \\ & \quad \mathbb{E}[\text{SC}_{Y \mid S, X, T, R=1}(Y, S, X, T) \mid S, X, T, R = 1] = 0\}. \end{aligned}$$

Again, we focus on the counterfactual mean $\xi_1^* = \mathbb{E}[Y(1)]$. We note that under the asserted assumptions, we have

$$\mathbb{E}[\mathbb{E}[Y \mid X, T = 1, S, R = 1] \mid R_S = 1, X, T = 1]$$

$$\begin{aligned}
&= \mathbb{E} [\mathbb{E} [\mathbb{E} [Y(1) \mid X, T = 1, S(1), R = 1] \mid R_S = 1, X, T = 1]] \\
&= \mathbb{E} [\mathbb{E} [\mathbb{E} [Y(1) \mid X, T = 1, S(1)] \mid X, T = 1]] \\
&= \mathbb{E} [\mathbb{E} [\mathbb{E} [Y(1) \mid X, S(1)] \mid X]] \\
&= \mathbb{E} [Y(1)],
\end{aligned}$$

where the second equality holds because $R \perp (Y(t), S(t)) \mid X, T$ according to Assumptions 2 and 4 and $R_S \perp S(t) \mid X, T$ according to Assumption 8 and the third equality holds because $T \perp (Y(1), S(1)) \mid X$. Then, to derive an influence function of $\mathbb{E} [Y(1)]$, we need consider the following path-differentiability analysis under a regular parametric submodel indexed by a parameter γ :

$$\begin{aligned}
&\frac{\partial}{\partial \gamma} \mathbb{E}_\gamma [\mathbb{E}_\gamma [\mathbb{E}_\gamma [Y \mid X, T = 1, S, R = 1] \mid R_S = 1, X, T = 1]]|_{\gamma=0} \\
&= \frac{\partial}{\partial \gamma} \mathbb{E}_\gamma [\mathbb{E} [\mathbb{E} [Y \mid X, T = 1, S, R = 1] \mid R_S = 1, X, T = 1]]|_{\gamma=0} \\
&+ \frac{\partial}{\partial \gamma} \mathbb{E} [\mathbb{E}_\gamma [\mathbb{E} [Y \mid X, T = 1, S, R = 1] \mid R_S = 1, X, T = 1]]|_{\gamma=0} \\
&+ \frac{\partial}{\partial \gamma} \mathbb{E} [\mathbb{E} [\mathbb{E}_\gamma [Y \mid X, T = 1, S, R = 1] \mid R_S = 1, X, T = 1]]|_{\gamma=0}.
\end{aligned}$$

We can evaluate each of the derivatives respectively. We have

$$\frac{\partial}{\partial \gamma} \mathbb{E}_\gamma [\mathbb{E} [\mathbb{E} [Y \mid X, T = 1, S, R = 1] \mid R_S = 1, X, T = 1]]|_{\gamma=0} = \mathbb{E} [(\mu^*(1, X) - \xi_1^*) \text{SC}(X, T, R_S, R, S, Y)],$$

and

$$\begin{aligned}
&\frac{\partial}{\partial \gamma} \mathbb{E} [\mathbb{E}_\gamma [\mathbb{E} [Y \mid X, T = 1, S, R = 1] \mid R_S = 1, X, T = 1]]|_{\gamma=0} \\
&= \mathbb{E} [\mathbb{E} [\tilde{\mu}^*(1, X, S) \text{SC}(S \mid R_S, X, T) \mid R_S = 1, X, T = 1]] \\
&= \mathbb{E} [\mathbb{E} [(\tilde{\mu}^*(1, X, S) - \mu^*(1, X)) \text{SC}(S \mid R_S, X, T) \mid R_S = 1, X, T = 1]] \\
&= \mathbb{E} \left[\mathbb{E} \left[\frac{TR_S}{e^*(X)r_S^*(1, X)} (\tilde{\mu}^*(1, X, S) - \mu^*(1, X)) \text{SC}(X, T, R_S, S) \mid X \right] \right] \\
&= \mathbb{E} \left[\frac{TR_S}{e^*(X)r_S^*(1, X)} (\tilde{\mu}^*(1, X, S) - \mu^*(1, X)) \text{SC}((X, T, R_S, S, R, Y)) \right],
\end{aligned}$$

and

$$\begin{aligned}
&\frac{\partial}{\partial \gamma} \mathbb{E} [\mathbb{E} [\mathbb{E}_\gamma [Y \mid X, T = 1, S, R = 1] \mid R_S = 1, X, T = 1]]|_{\gamma=0} \\
&= \mathbb{E} [\mathbb{E} [\mathbb{E} [(Y - \tilde{\mu}^*(T, X, S)) \text{SC}(Y \mid X, T, S, R) \mid X, T = 1, S, R = 1] \mid R_S = 1, X, T = 1]] \\
&= \mathbb{E} \left[\mathbb{E} \left[\mathbb{E} \left[\frac{R}{r^*(T, X)} (Y - \tilde{\mu}^*(T, X, S)) \text{SC}(Y \mid X, T, S, R) \mid X, T = 1, S \right] \mid R_S = 1, X, T = 1 \right] \right] \\
&= \mathbb{E} \left[\mathbb{E} \left[\mathbb{E} \left[\frac{R}{r^*(T, X)} (Y - \tilde{\mu}^*(T, X, S)) \text{SC}(Y \mid X, T, S, R) \mid X, T = 1, S \right] \mid X, T = 1 \right] \right] \\
&= \mathbb{E} \left[\mathbb{E} \left[\frac{R}{r^*(T, X)} (Y - \tilde{\mu}^*(T, X, S)) \text{SC}(Y \mid X, T, S, R) \mid X, T = 1 \right] \right] \\
&= \mathbb{E} \left[\frac{RT}{r^*(T, X)e^*(X)} (Y - \tilde{\mu}^*(T, X, S)) \text{SC}(X, T, S, R_S, R, Y) \right],
\end{aligned}$$

where the second equality holds because $R \perp S \mid X, T$ following Assumptions 2 and 4, the third equality holds because $R_S \perp S \mid X, T$ following Assumption 8.

Thus we have that the following function $\psi_{1,II-III}$ is an influence function of ξ_1^* :

$$\begin{aligned}\psi_{1,II-III}(X, T, R, R_S, S, Y) &= \mu^*(1, X) - \xi_1^* + \frac{TR_S}{e^*(X)r_S^*(1, X)}(\tilde{\mu}^*(1, X, S) - \mu^*(1, X)) \\ &\quad + \frac{TR}{e^*(X)r^*(T, X)}(Y - \tilde{\mu}^*(T, X, S)).\end{aligned}$$

It is easy to verify that

$$\begin{aligned}\mu^*(1, X) - \xi_1^* &\in \Lambda_X, \\ \frac{TR_S}{e^*(X)r_S^*(1, X)}(\tilde{\mu}^*(1, X, S) - \mu^*(1, X)) &\in \Lambda_{S|R_S, X, T}, \\ \frac{TR}{e^*(X)r^*(T, X)}(Y - \tilde{\mu}^*(T, X, S)) &\in \Lambda_{Y|S, X, T, R}.\end{aligned}$$

This means that $\psi_{1,II-III}(X, T, R, R_S, S, Y) \in \Lambda_{II-III}$, so it is the efficient influence function. We can similarly derive the efficient influence function of $\xi_0^* = \mathbb{E}[Y(0)]$ and verify that the efficient influence function of δ^* is given by ψ_{II-III} states in this theorem. \square

Proof for Theorem C.2. We first derive $V_{II}^ - V_{II-III}^*$.* We can decompose ψ_{II-III} into six different terms:

$$\psi_{II-III}(W; \delta^*, \eta^*) = \Psi_1 + \Psi_2 + \Psi_3 - (\Psi_4 + \Psi_5 + \Psi_6),$$

where

$$\begin{aligned}\Psi_1 &= \mu^*(1, X) - \xi_1^*, \Psi_2 = \frac{TR}{e^*(X)r^*(1, X)}(Y - \tilde{\mu}^*(1, X, S)), \Psi_3 = \frac{TR_S}{e^*(X)r_S^*(1, X)}(\tilde{\mu}^*(1, X, S) - \mu^*(1, X)) \\ \Psi_4 &= \mu^*(0, X) - \xi_0^*, \Psi_5 = \frac{(1-T)R}{(1-e^*(X))r^*(0, X)}(Y - \tilde{\mu}^*(0, X, S)), \\ \Psi_6 &= \frac{(1-T)R_S}{(1-e^*(X))r_S^*(0, X)}(\tilde{\mu}^*(0, X, S) - \mu^*(0, X)).\end{aligned}$$

Then

$$\mathbb{E}[\psi_{II-III}^2(W; \delta^*, \eta^*)] = \text{Var}(\psi_{II-III}(W; \delta^*, \eta^*)) = \sum_{i=1}^6 \text{Var}(\Psi_i) + \sum_{i \neq j} \text{Cov}(\Psi_i, \Psi_j).$$

It is easy to verify that $\text{Cov}(\Psi_i, \Psi_j) = 0$ for all i, j except $i = 1, j = 4$. So we have

$$V_{II-III}^* = \mathbb{E}[\psi_{II-III}^2(W; \delta^*, \eta^*)] = \text{Var}(\Psi_1 - \Psi_4) + \text{Var}(\Psi_2) + \text{Var}(\Psi_3) + \text{Var}(\Psi_5) + \text{Var}(\Psi_6).$$

Similarly, we have that

$$V_{II}^* = \text{Var}(\Psi_1 - \Psi_4) + \text{Var}\left(\frac{TR}{e^*(X)r^*(1, X)}(Y - \mu^*(1, X))\right) + \text{Var}\left(\frac{(1-T)R}{(1-e^*(X))r^*(0, X)}(Y - \mu^*(0, X))\right).$$

We note that

$$\frac{TR}{e^*(X)r^*(1, X)}(Y - \mu^*(1, X)) = \Psi_2 + \Psi_3 + \left(\frac{R}{r^*(1, X)} - \frac{R_S}{r_S^*(1, X)}\right) \frac{T}{e^*(X)}(\tilde{\mu}^*(1, X, S) - \mu^*(1, X)).$$

Moreover, we can easily verify that

$$\text{Cov}(\Psi_2, \Psi_3) = \text{Cov} \left(\Psi_2, \left(\frac{R}{r^*(1, X)} - \frac{R_S}{r_S^*(1, X)} \right) \frac{T}{e^*(X)} (\tilde{\mu}^*(1, X, S) - \mu^*(1, X)) \right) = 0$$

It follows that

$$\begin{aligned} & \text{Var} \left(\frac{TR}{e^*(X)r^*(1, X)} (Y - \mu^*(1, X)) \right) \\ &= \text{Var}(\Psi_2) + \text{Var}(\Psi_3) + 2 \text{Cov} \left(\Psi_3, \left(\frac{R}{r^*(1, X)} - \frac{R_S}{r_S^*(1, X)} \right) \frac{T}{e^*(X)} (\tilde{\mu}^*(1, X, S) - \mu^*(1, X)) \right) \\ &+ \mathbb{E} \left[\left(\frac{R}{r^*(1, X)} - \frac{R_S}{r_S^*(1, X)} \right)^2 \frac{T}{(e^*(X))^2} (\tilde{\mu}^*(1, X, S) - \mu^*(1, X))^2 \right] \\ &= \text{Var}(\Psi_2) + \text{Var}(\Psi_3) + \mathbb{E} \left[\frac{T}{(e^*(X))^2} \left(\frac{R}{r^*(1, X)} - \frac{R_S}{r_S^*(1, X)} \right) (\tilde{\mu}^*(1, X, S) - \mu^*(1, X))^2 \right] \\ &= \text{Var}(\Psi_2) + \text{Var}(\Psi_3) + \mathbb{E} \left[\frac{r_S^*(1, X) - r^*(1, X)}{e^*(X)r^*(1, X)r_S^*(1, X)} (\tilde{\mu}^*(1, X, S) - \mu^*(1, X))^2 \right] \end{aligned}$$

Similarly, we have

$$\begin{aligned} & \text{Var} \left(\frac{(1-T)R}{(1-e^*(X))r^*(0, X)} (Y - \mu^*(0, X)) \right) \\ &= \text{Var}(\Psi_5) + \text{Var}(\Psi_6) + \mathbb{E} \left[\frac{1-T}{(1-e^*(X))^2} \left(\frac{R}{r^*(0, X)} - \frac{R_S}{r_S^*(0, X)} \right) (\tilde{\mu}^*(0, X, S) - \mu^*(0, X))^2 \right] \\ &= \text{Var}(\Psi_5) + \text{Var}(\Psi_6) + \mathbb{E} \left[\frac{r_S^*(0, X) - r^*(0, X)}{(1-e^*(X))r^*(0, X)r_S^*(0, X)} (\tilde{\mu}^*(0, X, S) - \mu^*(0, X))^2 \right]. \end{aligned}$$

Therefore, we have

$$\begin{aligned} & V_{II}^* - V_{II-III}^* \\ &= \mathbb{E} \left[\frac{r_S^*(1, X) - r^*(1, X)}{e^*(X)r^*(1, X)r_S^*(1, X)} \text{Var} [\tilde{\mu}^*(1, X, S(1)) \mid X] + \frac{r_S^*(0, X) - r^*(0, X)}{(1-e^*(X))r^*(0, X)r_S^*(0, X)} \text{Var} [\tilde{\mu}^*(0, X, S(0)) \mid X] \right]. \end{aligned}$$

Now we derive $V_{II-III}^* - V_{III}^*$. We can similarly show that

$$\begin{aligned} V_{III}^* &= \text{Var}(\Psi_1 - \Psi_4) + \text{Var}(\Psi_2) + \text{Var}(\Psi_5) \\ &+ \text{Var} \left(\Psi_3 + \frac{T}{e^*(X)} \left(1 - \frac{R_S}{r_S^*(1, X)} \right) (\tilde{\mu}^*(1, X, S) - \mu^*(1, X)) \right) \\ &+ \text{Var} \left(\Psi_6 + \frac{1-T}{1-e^*(X)} \left(1 - \frac{R_S}{r_S^*(0, X)} \right) (\tilde{\mu}^*(0, X, S) - \mu^*(0, X)) \right). \end{aligned}$$

Note that

$$\begin{aligned} & \text{Var} \left(\Psi_3 + \frac{T}{e^*(X)} \left(1 - \frac{R_S}{r_S^*(1, X)} \right) (\tilde{\mu}^*(1, X, S) - \mu^*(1, X)) \right) \\ &= \text{Var}(\Psi_3) + \mathbb{E} \left[\frac{T}{(e^*(X))^2} \left(1 - \frac{R_S}{(r_S^*(1, X))^2} \right) (\tilde{\mu}^*(1, X, S) - \mu^*(1, X))^2 \right] \\ &= \text{Var}(\Psi_3) - \mathbb{E} \left[\frac{1 - r_S^*(1, X)}{e^*(X)r_S^*(1, X)} \text{Var} [\tilde{\mu}^*(1, X, S(1)) \mid X] \right], \end{aligned}$$

and similarly,

$$\begin{aligned} & \text{Var} \left(\Psi_6 + \frac{1-T}{1-e^*(X)} \left(1 - \frac{R_S}{r_S^*(0, X)} \right) (\tilde{\mu}^*(0, X, S) - \mu^*(0, X)) \right) \\ &= \text{Var}(\Psi_6) - \mathbb{E} \left[\frac{1-r_S^*(0, X)}{(1-e^*(X))r_S^*(0, X)} \text{Var}[\tilde{\mu}^*(0, X, S(0)) \mid X] \right]. \end{aligned}$$

Therefore,

$$\begin{aligned} V_{II-III}^* - V_{III}^* &= \mathbb{E} \left[\frac{1-r_S^*(1, X)}{e^*(X)r_S^*(1, X)} \text{Var}[\tilde{\mu}^*(1, X, S(1)) \mid X] \right] \\ &\quad + \mathbb{E} \left[\frac{1-r_S^*(0, X)}{(1-e^*(X))r_S^*(0, X)} \text{Var}[\tilde{\mu}^*(0, X, S(0)) \mid X] \right]. \end{aligned}$$

□

F.8 Proofs for Appendix D

Proof for Theorem D.1. By following the proof of Theorem 2.2, we can show that the efficient influence functions for settings I and II are identical. We thus only need to consider setting I. Specifically, consider the following model:

$$\begin{aligned} \tilde{\mathcal{M}}_{np,I} = \left\{ f_{X,T,Y|R=1}(X, T, Y \mid R=1) &= f_{X|R=1}(X \mid R=1) [e(1, X)^T (1 - e(1, X))^{1-T}] \right. \\ &f_{Y|T,X,R=1}(Y \mid T, X, R=1) : \forall e(1, X) \in [\epsilon, 1 - \epsilon], \\ &\left. f_{X|R=1} \text{ and } f_{Y|S,T,X,R=1} \text{ are arbitrary density functions} \right\}. \end{aligned}$$

The corresponding tangent space is

$$\tilde{\Lambda}_{np,I} = \{ \text{SC}(Y, X, T) \in \mathcal{L}_2(Y, X, T) : \mathbb{E}[\text{SC}(Y, X, T) \mid R=1] = 0 \}.$$

Note that under assumptions in Theorem D.1,

$$\begin{aligned} \xi_1^* &= \mathbb{E}[Y(1)] = \mathbb{E}[\mathbb{E}[Y(1) \mid X]] = \mathbb{E}[\mathbb{E}[Y \mid X, T=1, R=1]] \\ &= \iint y f_X^*(x) f_{Y|X,T=1,R=1}(y \mid x, T=1, R=1) dx dy, \end{aligned}$$

where the unconditional density function $f_X^*(x)$ is known.

Again we consider parametric submodels indexed by γ in path-differentiability analysis for ξ_1^* . In the following analysis, we suppress the subscripts in the density functions to ease the notations.

$$\begin{aligned} & \frac{\partial}{\partial \gamma} \mathbb{E}_\gamma[Y(1)]|_{\gamma=\gamma^*} \\ &= \int f^*(x) \frac{\partial}{\partial \gamma} \mathbb{E}_\gamma[Y \mid X=x, T=1, R=1]|_{\gamma=0} dx ds \\ &= \int f^*(x) \mathbb{E}[Y \times \text{SC}(Y \mid X, T) \mid X=x, T=1, R=1] dx \\ &= \int f^*(x) \mathbb{E} \left[\frac{T}{e^*(1, X)} (Y - \mu^*(T, X)) \text{SC}(Y \mid X, T) \mid X=x, R=1 \right] dx \end{aligned}$$

$$\begin{aligned}
&= \mathbb{E} \left[\frac{f^*(X)}{f^*(X | R=1)} \frac{T}{e^*(1, X)} (Y - \mu^*(T, X)) \text{SC}(Y | X, T) | R=1 \right] \\
&= \mathbb{E} \left[\frac{f^*(X)}{f^*(X | R=1)} \frac{T}{e^*(1, X)} (Y - \mu^*(T, X)) \text{SC}(Y, X, T) | R=1 \right].
\end{aligned}$$

Moreover, we can apply Bayes' rule to show that

$$\frac{f^*(X)}{f^*(X | R=1)} \frac{T}{e^*(1, X)} = \frac{T\lambda^*(X, 1)}{e^*(1, X)} \frac{\mathbb{P}(T=1)}{\mathbb{P}(T=1 | R=1)}.$$

This means that $\frac{T\lambda^*(X, 1)}{e^*(1, X)} \frac{\mathbb{P}(T=1)}{\mathbb{P}(T=1 | R=1)} (Y - \mu^*(T, X))$ is an influence function for ξ_1^* . It is easy to verify that this influence function belongs to the tangent space, so it is also the efficient influence function for ξ_1^* . Similarly, we can show that the efficient influence function for ξ_0^* is $\frac{(1-T)\lambda^*(X, 0)}{1-e^*(1, X)} \frac{\mathbb{P}(T=0)}{\mathbb{P}(T=0 | R=1)} (Y - \mu^*(T, X))$. This establishes the efficient influence function in Theorem D.1:

$$\tilde{\psi}_I(W; \delta^*, \tilde{\eta}^*) = \tilde{\psi}_{II}(W; \delta^*, \tilde{\eta}^*) = \frac{T\lambda^*(X, 1)}{e^*(X)} (Y - \mu^*(1, X)) - \frac{(1-T)\lambda^*(X, 0)}{1-e^*(X)} (Y - \mu^*(0, X)).$$

Moreover, under the additional Assumption 4, we can easily show that $\lambda^*(S, X, t) = \lambda^*(X, t)$, so the efficient influence function $\tilde{\psi}(W; \delta^*; \tilde{\eta}^*)$ in Theorem 4.1 reduces to

$$\begin{aligned}
\tilde{\psi}(W; \delta^*; \tilde{\eta}^*) &= \frac{T\lambda^*(X, 1)}{e^*(1, X)} \frac{\mathbb{P}(T=1)}{\mathbb{P}(T=1 | R=1)} (Y - \tilde{\mu}^*(T, X, S)) \\
&\quad - \frac{(1-T)\lambda^*(X, 0)}{e^*(1, X)} \frac{\mathbb{P}(T=0)}{\mathbb{P}(T=0 | R=1)} (Y - \tilde{\mu}^*(T, X, S)).
\end{aligned}$$

We note that

$$\tilde{\psi}_I(W; \delta^*, \tilde{\eta}^*) = \tilde{\psi}_{II}(W; \delta^*, \tilde{\eta}^*) = \tilde{\psi}(W; \delta^*; \tilde{\eta}^*) + \omega(W; \delta^*, \tilde{\eta}^*),$$

where

$$\begin{aligned}
\omega(W; \delta^*, \tilde{\eta}^*) &= \frac{T\lambda^*(X, 1)}{e^*(1, X)} \frac{\mathbb{P}(T=1)}{\mathbb{P}(T=1 | R=1)} (\tilde{\mu}^*(T, X, S) - \mu^*(T, X)) \\
&\quad - \frac{(1-T)\lambda^*(X, 0)}{e^*(1, X)} \frac{\mathbb{P}(T=0)}{\mathbb{P}(T=0 | R=1)} (\tilde{\mu}^*(T, X, S) - \mu^*(T, X)).
\end{aligned}$$

It is easy to verify that $\omega(W; \delta^*, \tilde{\eta}^*)$ is uncorrelated with $\tilde{\psi}(W; \delta^*; \tilde{\eta}^*)$ given $R=1$. Therefore,

$$\begin{aligned}
\tilde{V}_I^* - \tilde{V}^* &= \tilde{V}_I^* - \tilde{V}^* = \mathbb{E} [\omega^2(W; \delta^*, \tilde{\eta}^*) | R=1] \\
&= \mathbb{E} \left[\frac{\lambda^{*2}(X, 1)}{e^*(X)} \frac{(\mathbb{P}(T=1))^2}{(\mathbb{P}(T=1 | R=1))^2} \text{Var}\{\tilde{\mu}^*(1, X, S(1)) | X\} \right. \\
&\quad \left. + \frac{\lambda^{*2}(X, 0)}{1-e^*(X)} \frac{(\mathbb{P}(T=0))^2}{(\mathbb{P}(T=0 | R=1))^2} \text{Var}\{\tilde{\mu}^*(0, X, S(0)) | X\} | R=1 \right].
\end{aligned}$$

□

Proof for Corollary D.1. The proof is identical to the proof for Theorem 4.1, noting that the distribution of (X, T, S) on the unlabelled population $R=0$ is identical to its distribution on the combined population. □

Proof for Corollary D.2. Again, we only need to prove that $\tilde{V}^* = \mathbb{E}[\tilde{\psi}^2(W; \delta^*, \tilde{\eta}^*) \mid R = 1]$ for $\tilde{\psi}$ in Equation (19) is equal to the following quantity:

$$\begin{aligned} & \mathbb{P}(R = 1) \mathbb{E} \left[\left(\frac{R}{\mathbb{P}(R = 0)} \frac{\mathbb{P}(R = 0 \mid S, X, T)}{\mathbb{P}(R = 1 \mid S, X, T)} \frac{T - e^*(0, X)}{e^*(0, X)(1 - e^*(0, X))} (Y - \tilde{\mu}^*(T, X, S)) \right)^2 \right] \\ &= \mathbb{E} \left[\frac{T^2 \mathbb{P}^2(R = 1)}{e^{*2}(0, X) r^*(1, X, S)} (Y - \tilde{\mu}^*(1, X, S))^2 + \frac{(1 - T)^2 \mathbb{P}^2(R = 1)}{e^{*2}(0, X) r^*(0, X, S)} (Y - \tilde{\mu}^*(0, X, S))^2 \mid R = 1 \right] \end{aligned}$$

We can again apply Bayes' rule to $\mathbb{P}(R = 1)/r^*(t, X, S)$, and show that the quantity above is equal to

$$\begin{aligned} & \mathbb{E} \left[\frac{T^2 \lambda^{*2}(S, X, T) \mathbb{P}^2(T = 1)}{e^{*2}(0, X) \mathbb{P}^2(T = 1 \mid R = 1)} (Y - \tilde{\mu}^*(1, X, S))^2 \right. \\ & \quad \left. + \frac{(1 - T)^2 \lambda^{*2}(S, X, T) \mathbb{P}^2(T = 0)}{(1 - e^*(0, X))^2 \mathbb{P}^2(T = 0 \mid R = 1)} (Y - \tilde{\mu}^*(0, X, S))^2 \mid R = 1 \right]. \end{aligned}$$

In the limit we have $e^*(0, X) = \mathbb{P}(T = 1 \mid R = 0, X) = \mathbb{P}(T = 1 \mid X) = e^*(X)$. So this is identical to $\tilde{V}^* = \mathbb{E}[\tilde{\psi}^2(W; \delta^*, \tilde{\eta}^*) \mid R = 1]$. \square

F.9 Proofs for Appendix E

Proof for Lemma E.1. We note that

$$\begin{aligned} \mathbb{E} [\mathbb{E} [Y \mid T = 1, R = 1, X, S] \mid T = 1] &= \mathbb{E} [\mathbb{E} [Y(1) \mid T = 1, X, S(1)] \mid T = 1] \\ &= \mathbb{E} [Y(1) \mid T = 1]. \end{aligned}$$

Moreover,

$$\begin{aligned} \mathbb{E} [\mathbb{E} [Y \mid T = 0, R = 1, X, S] \mid X, T = 0] &= \mathbb{E} [\mathbb{E} [Y(0) \mid T = 0, R = 1, X, S(0)] \mid X, T = 0] \\ &= \mathbb{E} [\mathbb{E} [Y(0) \mid T = 0, X, S(0)] \mid X, T = 0] \\ &= \mathbb{E} [\mathbb{E} [Y(0) \mid T = 0, X, S(0)] \mid X, T = 1] \\ &= \mathbb{E} [\mathbb{E} [Y(0) \mid T = 1, X, S(0)] \mid X, T = 1] \\ &= \mathbb{E} [Y(0) \mid X, T = 1]. \end{aligned}$$

Thus

$$\mathbb{E} [\mathbb{E} [\mathbb{E} [Y \mid T = 0, R = 1, X, S] \mid X, T = 0] \mid T = 1] = \mathbb{E} [Y(0) \mid T = 1].$$

The equations above imply the conclusion in Equation (26). \square

Proof for Theorem E.1. Again, we consider parametric submodels indexed by parameters γ as in the proof for Theorem 2.1.

We first note that

$$\begin{aligned} \frac{\partial}{\partial \gamma} \mathbb{E}_\gamma [\mathbb{E}_\gamma [Y \mid T = 1, R = 1, X, S] \mid T = 1] \big|_{\gamma=0} &= \frac{\partial}{\partial \gamma} \mathbb{E}_\gamma [\mathbb{E} [Y \mid T = 1, R = 1, X, S] \mid T = 1] \big|_{\gamma=0} \\ &\quad + \frac{\partial}{\partial \gamma} \mathbb{E} [\mathbb{E}_\gamma [Y \mid T = 1, R = 1, X, S] \mid T = 1] \big|_{\gamma=0}. \end{aligned}$$

Here

$$\begin{aligned}
& \frac{\partial}{\partial \gamma} \mathbb{E}_\gamma [\mathbb{E}[Y \mid T = 1, R = 1, X, S] \mid T = 1] |_{\gamma=0} \\
&= \mathbb{E} [(\tilde{\mu}^*(1, X, S) - \mathbb{E}[\tilde{\mu}^*(1, X, S) \mid T = 1]) \times \text{SC}(T, S, X) \mid T = 1] \\
&= \mathbb{E} \left[\frac{T}{\mathbb{P}(T = 1)} (\tilde{\mu}^*(1, X, S) - \mathbb{E}[\tilde{\mu}^*(1, X, S) \mid T = 1]) \times \text{SC}(Y, R, T, S, X) \right]
\end{aligned}$$

and

$$\begin{aligned}
& \frac{\partial}{\partial \gamma} \mathbb{E} [\mathbb{E}_\gamma [Y \mid T = 1, R = 1, X, S] \mid T = 1] |_{\gamma=0} \\
&= \mathbb{E} [\mathbb{E} [Y \times \text{SC}(Y \mid T, R, S, X) \mid T = 1, R = 1, X, S] \mid T = 1] \\
&= \mathbb{E} [\mathbb{E} [(Y - \tilde{\mu}^*(1, X, S)) \times \text{SC}(Y \mid T, R, S, X) \mid T = 1, R = 1, X, S] \mid T = 1] \\
&= \mathbb{E} \left[\mathbb{E} \left[\frac{R}{r^*(1, X, S)} (Y - \tilde{\mu}^*(1, X, S)) \times \text{SC}(Y, T, R, S, X) \mid T = 1, X, S \right] \mid T = 1 \right] \\
&= \mathbb{E} \left[\frac{R}{r^*(1, X, S)} (Y - \tilde{\mu}^*(1, X, S)) \times \text{SC}(Y, T, R, S, X) \mid T = 1 \right] \\
&= \mathbb{E} \left[\frac{TR}{\mathbb{P}(T = 1) r^*(1, X, S)} (Y - \tilde{\mu}^*(1, X, S)) \times \text{SC}(Y, T, R, S, X) \right].
\end{aligned}$$

This means that the part of the influence function corresponding to $\mathbb{E}[Y \mid T = 1]$ is

$$\frac{T}{\mathbb{P}(T = 1)} \left\{ (\tilde{\mu}^*(1, X, S) - \mathbb{E}[\tilde{\mu}^*(1, X, S) \mid T = 1]) + \frac{R}{r^*(1, X, S)} (Y - \tilde{\mu}^*(1, X, S)) \right\}.$$

Now we further derive

$$\begin{aligned}
& \frac{\partial}{\partial \gamma} \mathbb{E}_\gamma [\mathbb{E}_\gamma [\mathbb{E}_\gamma [Y \mid T = 0, R = 1, X, S] \mid X, T = 0] \mid T = 1] \\
&= \frac{\partial}{\partial \gamma} \mathbb{E}_\gamma [\mu^*(0, X) \mid T = 1] |_{\gamma=0} + \mathbb{E} \left[\frac{\partial}{\partial \gamma} \mathbb{E}_\gamma [\tilde{\mu}^*(0, X, S) \mid X, T = 0] |_{\gamma=0} \mid T = 1 \right] \\
&+ \mathbb{E} \left[\mathbb{E} \left[\frac{\partial}{\partial \gamma} \mathbb{E}_\gamma [Y \mid T = 0, R = 1, X, S] |_{\gamma=0} \mid X, T = 0 \right] \mid T = 1 \right].
\end{aligned}$$

First,

$$\frac{\partial}{\partial \gamma} \mathbb{E}_\gamma [\mu^*(0, X) \mid T = 1] |_{\gamma=0} = \mathbb{E} \left[\frac{T}{\mathbb{P}(T = 1)} (\mu^*(0, X) - \mathbb{E}[\mu^*(0, X) \mid T = 1]) \times \text{SC}(Y, R, S, T, X) \right].$$

Second,

$$\begin{aligned}
& \mathbb{E} \left[\frac{\partial}{\partial \gamma} \mathbb{E}_\gamma [\tilde{\mu}^*(0, X, S) \mid X, T = 0] |_{\gamma=0} \mid T = 1 \right] \\
&= \mathbb{E} \left[\mathbb{E} [\tilde{\mu}^*(0, X, S) \times \text{SC}(S \mid X, T) \mid X, T = 0] \mid T = 1 \right] \\
&= \mathbb{E} \left[\mathbb{E} [(\tilde{\mu}^*(0, X, S) - \mu^*(0, X)) \times \text{SC}(S \mid X, T) \mid X, T = 0] \mid T = 1 \right] \\
&= \mathbb{E} \left[\frac{e^*(X)}{\mathbb{P}(T = 1)} \frac{1 - T}{1 - e^*(X)} (\tilde{\mu}^*(0, X, S) - \mu^*(0, X)) \times \text{SC}(Y, R, S, T, X) \right].
\end{aligned}$$

Third,

$$\begin{aligned}
& \mathbb{E} \left[\mathbb{E} \left[\frac{\partial}{\partial \gamma} \mathbb{E}_\gamma[Y \mid T = 0, R = 1, X, S] \Big|_{\gamma=0} \mid X, T = 0 \right] \mid T = 1 \right] \\
&= \mathbb{E} \left[\mathbb{E} \left[\mathbb{E}[(Y - \tilde{\mu}^*(0, X, S)) \times \text{SC}(Y \mid R, S, T, X) \mid T = 0, R = 1, X, S] \mid X, T = 0 \right] \mid T = 1 \right] \\
&= \mathbb{E} \left[\mathbb{E} \left[\frac{R}{r^*(0, X, S)} (Y - \tilde{\mu}^*(0, X, S)) \times \text{SC}(Y, R, S, T, X) \mid T = 0, X, S \right] \mid X, T = 0 \right] \mid T = 1 \\
&= \mathbb{E} \left[\mathbb{E} \left[\frac{R}{r^*(0, X, S)} (Y - \tilde{\mu}^*(0, X, S)) \times \text{SC}(Y, R, S, T, X) \mid X, T = 0 \right] \mid T = 1 \right] \\
&= \mathbb{E} \left[\frac{e^*(X)}{\mathbb{P}(T = 1)} \frac{1 - T}{1 - e^*(X)} \frac{R}{r^*(0, X, S)} (Y - \tilde{\mu}^*(0, X, S)) \times \text{SC}(Y, R, S, T, X) \right].
\end{aligned}$$

Combining the equations above, we have that

$$\begin{aligned}
& \frac{\partial}{\partial \gamma} \mathbb{E}_\gamma[Y \mid T = 1] \Big|_{\gamma=0} - \mathbb{E} \left[\mathbb{E} \left[\frac{\partial}{\partial \gamma} \mathbb{E}_\gamma[Y \mid T = 0, R = 1, X, S] \Big|_{\gamma=0} \mid X, T = 0 \right] \mid T = 1 \right] \\
&= \mathbb{E} [\psi_{\text{ATT}}(W; \delta_{\text{ATT}}^*, \eta^*) \times \text{SC}(Y, R, S, T, X)].
\end{aligned}$$

Moreover,

$$\begin{aligned}
\psi_{\text{ATT}}(W; \delta_{\text{ATT}}^*, \eta^*) &= \frac{e^*(X)}{\mathbb{P}(T = 1)} (\mu^*(1, X) - \mu^*(0, X) - \delta_{\text{ATT}}^*) \\
&+ \frac{T - e^*(X)}{\mathbb{P}(T = 1)} (\mu^*(1, X) - \mu^*(0, X) - \delta_{\text{ATT}}^*) \\
&+ \frac{T}{\mathbb{P}(T = 1)} (\tilde{\mu}^*(1, X, S) - \mu^*(1, X)) \\
&- \frac{e^*(X)}{\mathbb{P}(T = 1)} \frac{1 - T}{1 - e^*(X)} (\tilde{\mu}^*(0, X, S) - \mu^*(0, X)) \\
&+ \frac{TR}{\mathbb{P}(T = 1) r^*(1, X, S)} (Y - \tilde{\mu}^*(1, X, S)) \\
&- \frac{e^*(X)}{\mathbb{P}(T = 1)} \frac{(1 - T)R}{(1 - e^*(X))r^*(0, X, S)} (Y - \tilde{\mu}^*(0, X, S)).
\end{aligned}$$

It is easy to show that the six terms in the right hand side above belong to Λ_X , $\Lambda_{T|X}$, $\Lambda_{S|T,X}$, $\Lambda_{Y|R,T,S,X}$ and $\Lambda_{Y|R,T,S,X}$ in the proof for Theorem 2.1, respectively. Therefore, $\psi_{\text{ATT}}(W; \delta_{\text{ATT}}^*, \eta^*)$ belongs to the tangent space and is therefore the efficient influence function. From this analysis, we can also see that $\psi_{\text{ATT}}(W; \delta_{\text{ATT}}^*, \eta^*)$ is orthogonal to $\Lambda_{R|S,T,X}$, so the efficiency bound is invariant to any restriction on the conditional distribution of $R \mid S, T, X$. \square

Proof for Theorem E.2. In setting I,

$$\delta_{\text{ATT}}^* = \mathbb{E} [\mathbb{E}[Y \mid T = 1, R = 1, X] \mid T = 1] - \mathbb{E} [\mathbb{E}[Y \mid X, T = 0, R = 1] \mid T = 1]$$

By standard path differentiability analyses, we can easily show that

$$\begin{aligned}
& \frac{\partial}{\partial \gamma} \mathbb{E}_\gamma [\mathbb{E}_\gamma[Y \mid T = 1, R = 1, X] \mid T = 1] \Big|_{\gamma=0} \\
&= \mathbb{E} \left[\left(\frac{T}{\mathbb{P}(T = 1)} (\mu^*(1, X) - \mathbb{E}[\mu^*(1, X) \mid T = 1]) + \frac{T}{\mathbb{P}(T = 1)} \frac{R}{r^*(1, X)} (Y - \mu^*(1, X)) \right) \times \text{SC}(Y, R, T, X) \right]
\end{aligned}$$

Similarly, we have

$$\begin{aligned} & \frac{\partial}{\partial \gamma} \mathbb{E}_\gamma [\mathbb{E}_\gamma [Y \mid T = 0, R = 1, X] \mid T = 1] |_{\gamma=0} \\ = & \mathbb{E} \left[\left(\frac{T}{\mathbb{P}(T=1)} (\mu^*(0, X) - \mathbb{E}[\mu^*(0, X) \mid T = 1]) + \frac{e^*(X)}{\mathbb{P}(T=1)} \frac{1-T}{1-e^*(X)} \frac{R}{r^*(0, X)} (Y - \mu^*(0, X)) \right) \right. \\ & \left. \times \text{SC}(Y, R, T, X) \right] \end{aligned}$$

These give the form of the efficient influence function $\psi_{\text{ATT},\text{I}}$ for setting I. According to the proof for Theorem 2.2, the efficient influence function $\psi_{\text{ATT},\text{II}}$ in setting II is identical to $\psi_{\text{ATT},\text{I}}$.

According to the proof for Theorem E.1, the efficient influence function in Theorem E.1 is invariant to restrictions on the conditional distribution of $R \mid S, T, X$ so the additional Assumption 4 does not change the efficient influence function in setting III, the setting also considered in Theorem E.1. Thus the efficient influence function in setting III follows from the efficient influence function in Theorem E.1 with the additional fact that $r^*(0, X, S) = r^*(0, X)$ under Assumption 4.

The efficient influence function in setting IV follows from Hahn [1998]. \square

Proof for Corollary E.1. Note that

$$\psi_{\text{ATT},\text{I}}(W; \delta_{\text{ATT}}^*, \eta^*) = \psi_{\text{ATT},\text{II}}(W; \delta_{\text{ATT}}^*, \eta^*) = \psi_{\text{ATT},\text{III}}(W; \delta_{\text{ATT}}^*, \eta^*) + \omega_{\text{ATT},\text{I-III}}(W; \delta_{\text{ATT}}^*, \eta^*),$$

where

$$\begin{aligned} \omega_{\text{ATT},\text{I-III}}(W; \delta_{\text{ATT}}^*, \eta^*) = & \frac{T}{\mathbb{P}(T=1)} \left(\frac{R}{r^*(1, X)} - 1 \right) (\tilde{\mu}^*(1, X, S) - \mu^*(1, X)) \\ & + \frac{e^*(X)}{\mathbb{P}(T=1)} \frac{1-T}{1-e^*(X)} \left(1 - \frac{R}{r^*(0, X)} \right) (\tilde{\mu}^*(0, X, S) - \mu^*(0, X)). \end{aligned}$$

We can easily show that $\omega_{\text{ATT},\text{I-III}}(W; \delta_{\text{ATT}}^*, \eta^*)$ and $\psi_{\text{ATT},\text{III}}(W; \delta_{\text{ATT}}^*, \eta^*)$ are uncorrelated based on the facts that $\mathbb{E}[\omega_{\text{ATT},\text{I-III}}(W; \delta_{\text{ATT}}^*, \eta^*) \mid T, X, S] = 0$ and that

$$\mathbb{E} \left[\frac{TR}{\mathbb{P}(T=1) r^*(1, X)} (Y - \tilde{\mu}^*(1, X, S)) - \frac{e^*(X)}{\mathbb{P}(T=1)} \frac{(1-T)R}{(1-e^*(X)) r^*(0, X)} (Y - \tilde{\mu}^*(0, X, S)) \mid R, T, X, S \right] = 0.$$

It then follows that

$$\begin{aligned} V_{\text{ATT},\text{I}}^* - V_{\text{ATT},\text{III}}^* = V_{\text{ATT},\text{II}}^* - V_{\text{ATT},\text{III}}^* = & \mathbb{E} [\omega_{\text{ATT},\text{I-III}}^2(W; \delta_{\text{ATT}}^*, \eta^*)] \\ = & \mathbb{E} \left[\frac{1-r^*(1, X)}{\mathbb{P}(T=1) r^*(1, X)} \text{Var}[\tilde{\mu}^*(1, X, S(1)) \mid X] + \frac{e^*(X)(1-r^*(0, X))}{\mathbb{P}(T=1) (1-e^*(X)) r^*(0, X)} \text{Var}[\tilde{\mu}^*(0, X, S(0)) \mid X] \mid T = 1 \right]. \end{aligned}$$

Moreover,

$$\psi_{\text{ATT},\text{III}}(W; \delta_{\text{ATT}}^*, \eta^*) = \psi_{\text{ATT},\text{IV}}(W; \delta_{\text{ATT}}^*, \eta^*) + \omega_{\text{ATT},\text{III-IV}}(W; \delta_{\text{ATT}}^*, \eta^*),$$

where

$$\omega_{\text{ATT},\text{III-IV}}(W; \delta_{\text{ATT}}^*, \eta^*) = \frac{T}{\mathbb{P}(T=1)} \left(\frac{R}{r^*(1, X)} - 1 \right) (Y - \tilde{\mu}^*(1, X, S))$$

$$-\frac{e^*(X)}{\mathbb{P}(T=1)} \left(\frac{R}{r^*(0, X)} - 1 \right) (Y - \tilde{\mu}^*(0, X, S))$$

Therefore, we hve

$$V_{\text{ATT,III}}^* - V_{\text{ATT,IV}}^* = \mathbb{E} [\omega_{\text{ATT,III-IV}}^2(W; \delta_{\text{ATT}}^*, \eta^*)] + 2 \text{Cov} (\psi_{\text{ATT,IV}}(W; \delta_{\text{ATT}}^*, \eta^*), \omega_{\text{ATT,III-IV}}(W; \delta_{\text{ATT}}^*, \eta^*)).$$

We can easily show that

$$\begin{aligned} \mathbb{E} [\omega_{\text{ATT,III-IV}}^2(W; \delta_{\text{ATT}}^*, \eta^*)] &= \mathbb{E} \left[\frac{T}{(\mathbb{P}(T=1))^2} \left(\frac{R}{r^*(1, X)} - 1 \right)^2 (Y - \tilde{\mu}^*(1, X, S))^2 \right] \\ &\quad + \mathbb{E} \left[\frac{(e^*(X))^2}{(\mathbb{P}(T=1))^2} \frac{1-T}{(1-e^*(X))^2} \left(\frac{R}{r^*(0, X)} - 1 \right)^2 (Y - \tilde{\mu}^*(0, X, S))^2 \right], \end{aligned}$$

and meanwhile

$$\begin{aligned} &2 \text{Cov} (\psi_{\text{ATT,IV}}(W; \delta_{\text{ATT}}^*, \eta^*), \omega_{\text{ATT,III-IV}}(W; \delta_{\text{ATT}}^*, \eta^*)) \\ &= 2 \mathbb{E} \left[\frac{T}{(\mathbb{P}(T=1))^2} \left(\frac{R}{r^*(1, X)} - 1 \right) (Y - \tilde{\mu}^*(1, X, S))^2 \right] \\ &\quad + 2 \mathbb{E} \left[\frac{(e^*(X))^2}{(\mathbb{P}(T=1))^2} \frac{1-T}{(1-e^*(X))^2} \left(\frac{R}{r^*(0, X)} - 1 \right) (Y - \tilde{\mu}^*(0, X, S))^2 \right]. \end{aligned}$$

We can combine them and get

$$\begin{aligned} V_{\text{ATT,III}}^* - V_{\text{ATT,IV}}^* &= \mathbb{E} \left[\frac{T}{(\mathbb{P}(T=1))^2} \left(\frac{R}{(r^*(1, X))^2} - 1 \right) (Y - \tilde{\mu}^*(1, X, S))^2 \right] \\ &\quad + \mathbb{E} \left[\frac{(e^*(X))^2}{(\mathbb{P}(T=1))^2} \frac{1-T}{(1-e^*(X))^2} \left(\frac{R}{(r^*(0, X))^2} - 1 \right) (Y - \tilde{\mu}^*(0, X, S))^2 \right] \\ &= \frac{1}{\mathbb{P}(T=1)} \mathbb{E} \left[\frac{1-r^*(1, X)}{r^*(1, X)} \text{Var}[Y(1) \mid X, S(1)] + \frac{e^*(X)(1-r^*(0, X))}{(1-e^*(X))r^*(0, X)} \text{Var}[Y(0) \mid X, S(0)] \mid T=1 \right]. \end{aligned}$$

□

G Additional Numerical Results

In this section we provide additional results for the experiment in Section 5.

G.1 Real Data Experiment

In Section 5.1 Fig. 1 we presented the results for Riverside county with nuisances estimated by random forests. Here, in Fig. 5 we present the results for Riverside county with other nuisance estimators: gradient boosting in Fig. 5a and lasso in Fig. 5b. We also present results for Los Angeles county in Figs. 6a, 7a and 8a and for Los Angeles county in Figs. 6b, 7b and 8b. For both counties, Fig. 6 presents the results with nuisances fitted using random forests, Fig. 7a with gradient boosting, and Fig. 8a with lasso.

Measure	Nuisance Est.	N					
		2000	4000	8000	16000	32000	64000
Bias	Oracle	0.0028	0.0123	0.0035	0.0069	0.0134	0.0025
	Parametric	0.0237	0.0198	0.0081	0.0078	0.0143	0.0033
	GB	0.0335	0.0166	0.0195	0.0113	0.0203	0.0020
Standard Deviation	Oracle	0.4148	0.3427	0.2672	0.2250	0.1825	0.1442
	Parametric	0.5603	0.3937	0.2940	0.2395	0.1892	0.1480
	GB	1.0269	0.6488	0.4201	0.2946	0.2127	0.1618
CI Length	Oracle	1.5272	1.2711	1.0349	0.8465	0.6834	0.5540
	Parametric	1.9737	1.4517	1.1290	0.8891	0.7044	0.5636
	GB	3.5349	2.3158	1.5425	1.0932	0.7828	0.5964
CI Coverage	Oracle	0.967	0.953	0.962	0.949	0.946	0.940
	Parametric	0.933	0.941	0.956	0.936	0.943	0.933
	GB	0.930	0.936	0.946	0.943	0.933	0.934

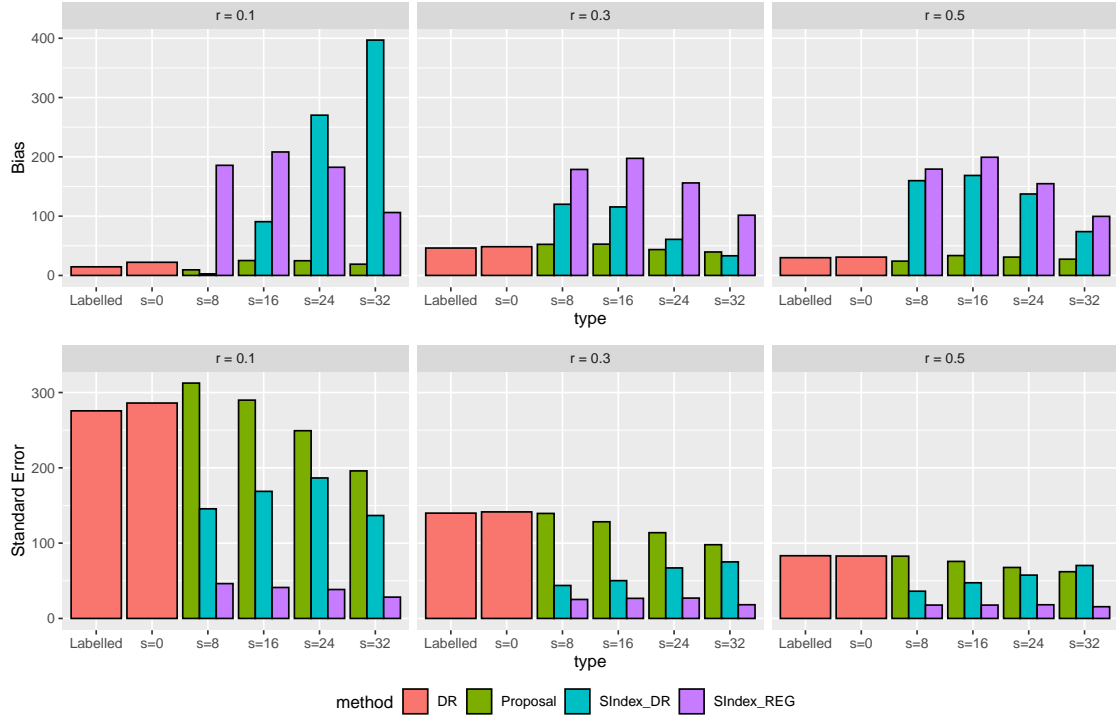
Table 5: Results of ATE estimation with true nuisance values (oracle) or nuisances estimated by parametric models (Parametric) and gradient boosting (GB) when $\pi_N = N^{-1/3}$.

G.2 Simulation Experiment

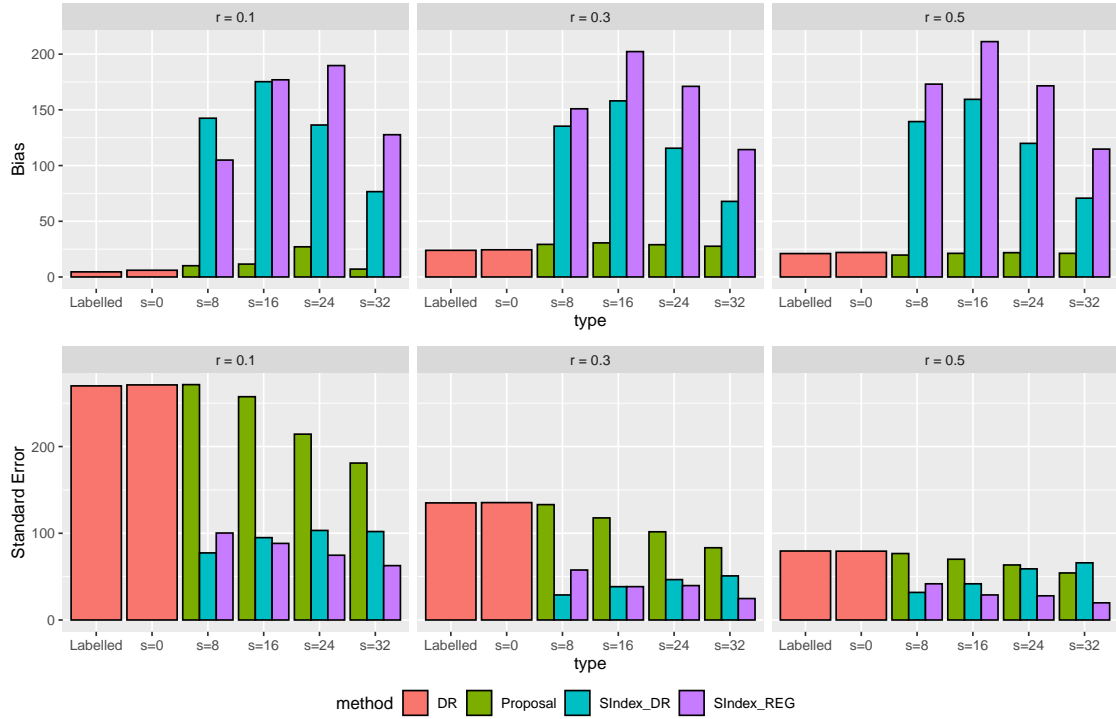
In Section 5.2 Table 2, we show the results of ATE estimation using the estimator $\hat{\delta}$ in Definition 2 when the proportion of labeled data is $\pi_N = N^{-1/4}$. Here, in Table 5 and Table 6, we also show the estimation results for $\pi_N = N^{-1/3}$ and $\pi_N = 2.5N^{-1/2}$ respectively. These two settings correspond to smaller labeled data, so all methods tend to have worse performance (higher standard deviation, wider confidence intervals and lower confidence interval coverage). But the qualitative conclusions in these two setting remain the same as those in Section 5.2.

Measure	Nuisance Est.	N					
		2000	4000	8000	16000	32000	64000
Bias	Oracle	0.0203	0.0146	0.0095	0.0048	0.0052	0.0099
	Parametric	0.0027	0.0185	0.0091	0.0082	0.0077	0.0108
	GB	0.0142	0.0120	0.0258	0.0098	0.0066	0.0041
Standard Deviation	Oracle	0.4814	0.4097	0.3617	0.3080	0.2696	0.2246
	Parametric	0.7673	0.5487	0.4310	0.3412	0.2895	0.2401
	GB	1.4401	1.0128	0.6461	0.5079	0.3825	0.2822
CI Length	Oracle	1.7612	1.5553	1.3684	1.1615	1.0141	0.8705
	Parametric	2.5709	1.9734	1.6019	1.2799	1.0802	0.9072
	GB	4.7977	3.3593	2.4116	1.7775	1.3491	1.0334
CI Coverage	Oracle	0.965	0.961	0.967	0.950	0.943	0.959
	Parametric	0.916	0.939	0.936	0.946	0.940	0.939
	GB	0.922	0.931	0.941	0.947	0.935	0.931

Table 6: Results of ATE estimation with true nuisance values (oracle) or nuisances estimated by parametric models (Parametric) and gradient boosting (GB) when $\pi_N = 2.5N^{-1/2}$.

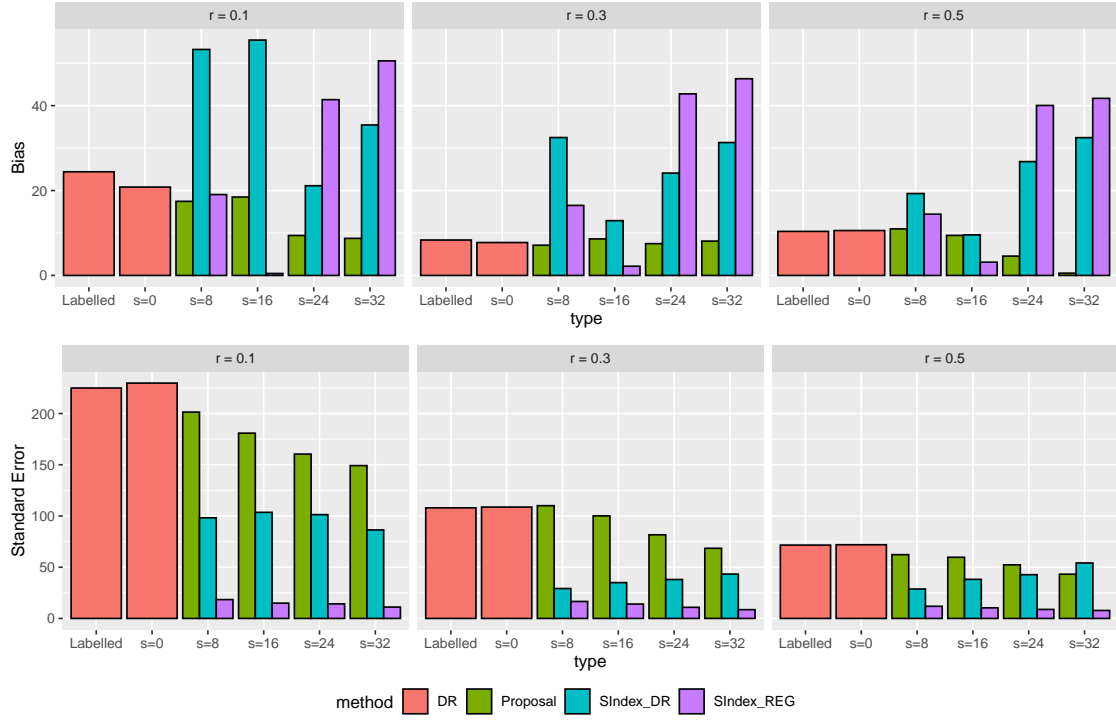


(a) Gradient boosting nuisance estimation

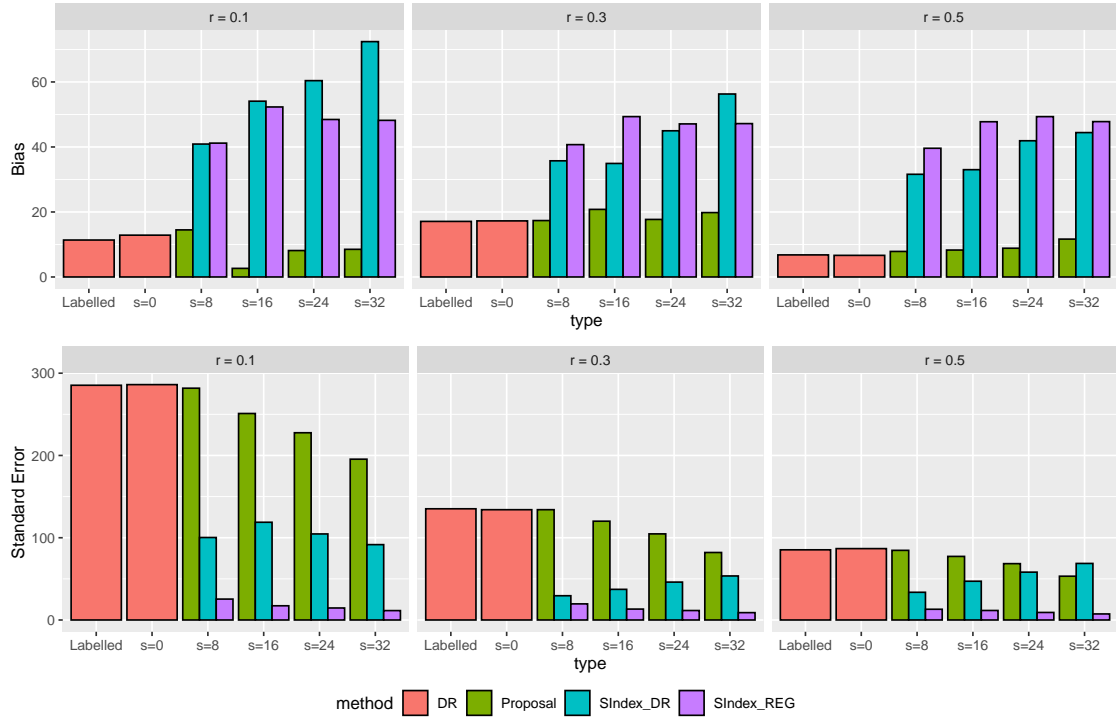


(b) LASSO nuisance estimation

Figure 5: Bias and standard error of different estimators over 120 repetitions of experiments based on Riverside data.

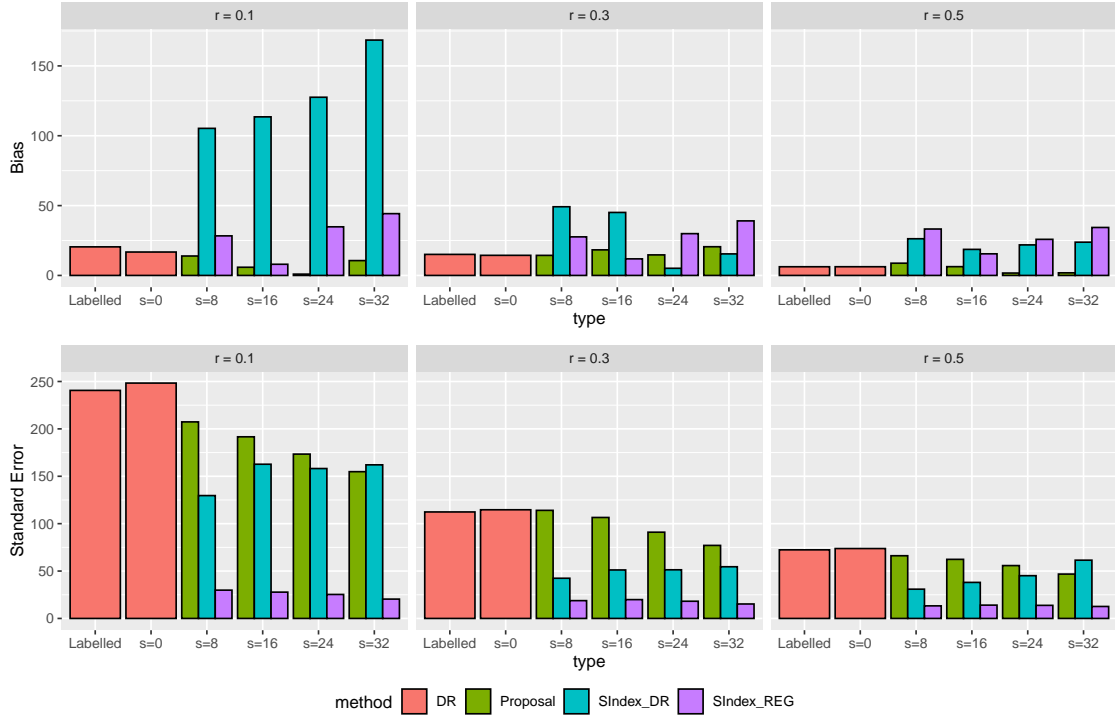


(a) Los Angeles data.

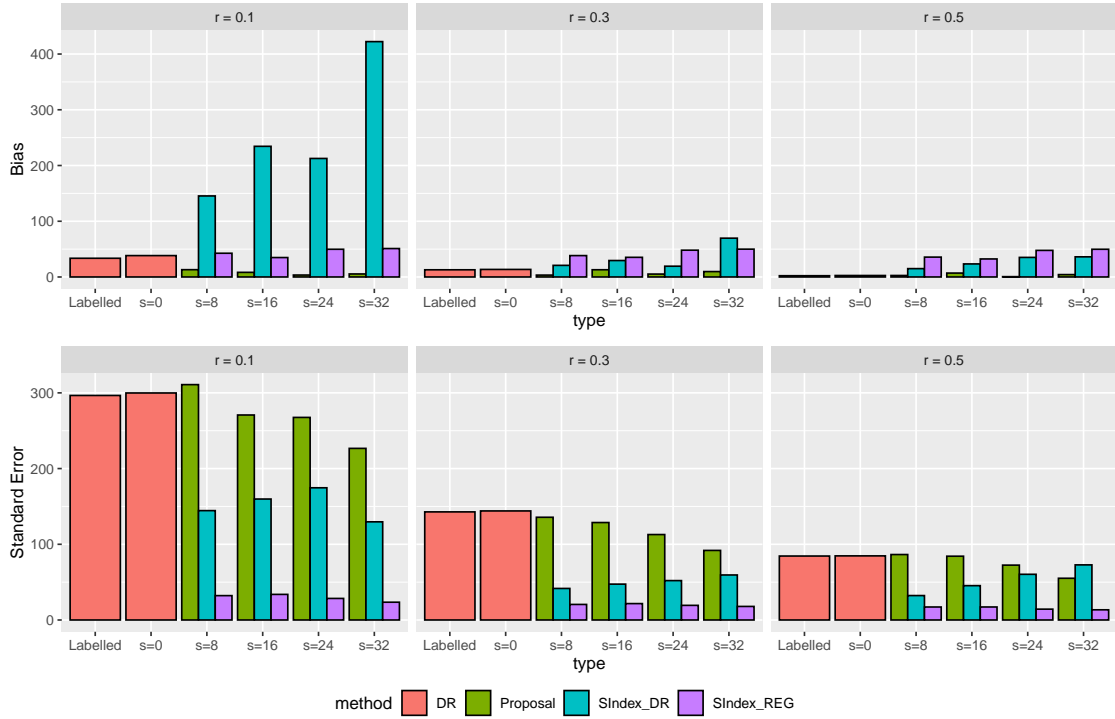


(b) San Diego data.

Figure 6: Bias and standard error of different estimators over 120 repetitions of experiments based on Los Angeles data and San Diego data respectively. Nuisances are estimated by random forests.

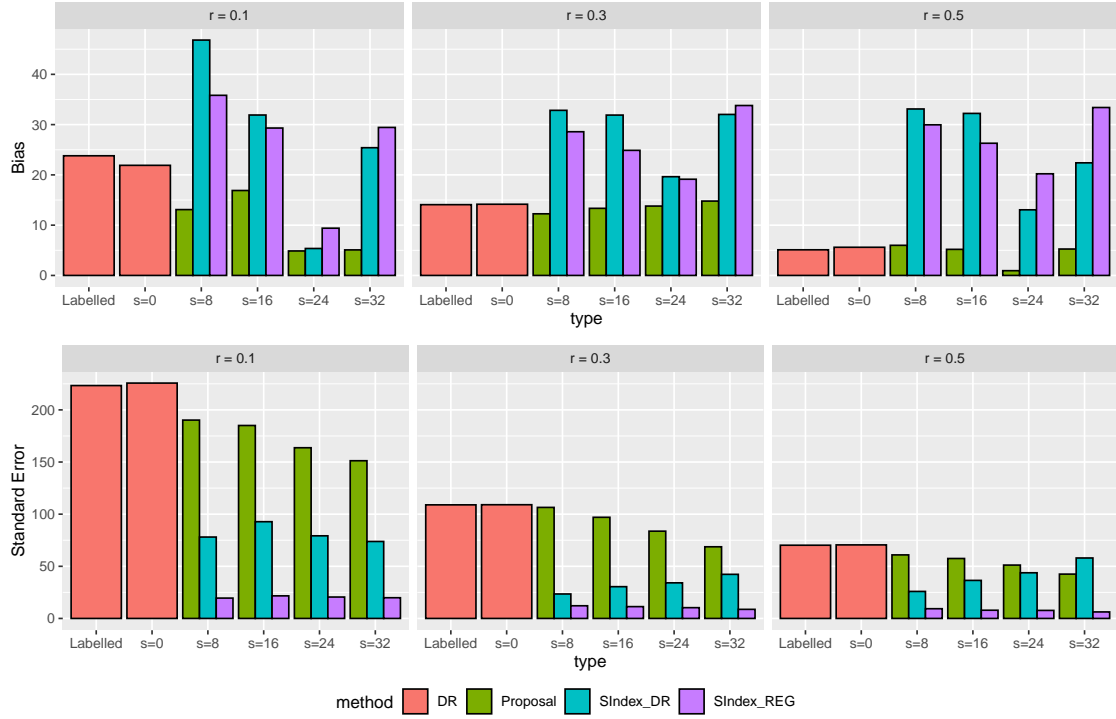


(a) Los Angeles data.

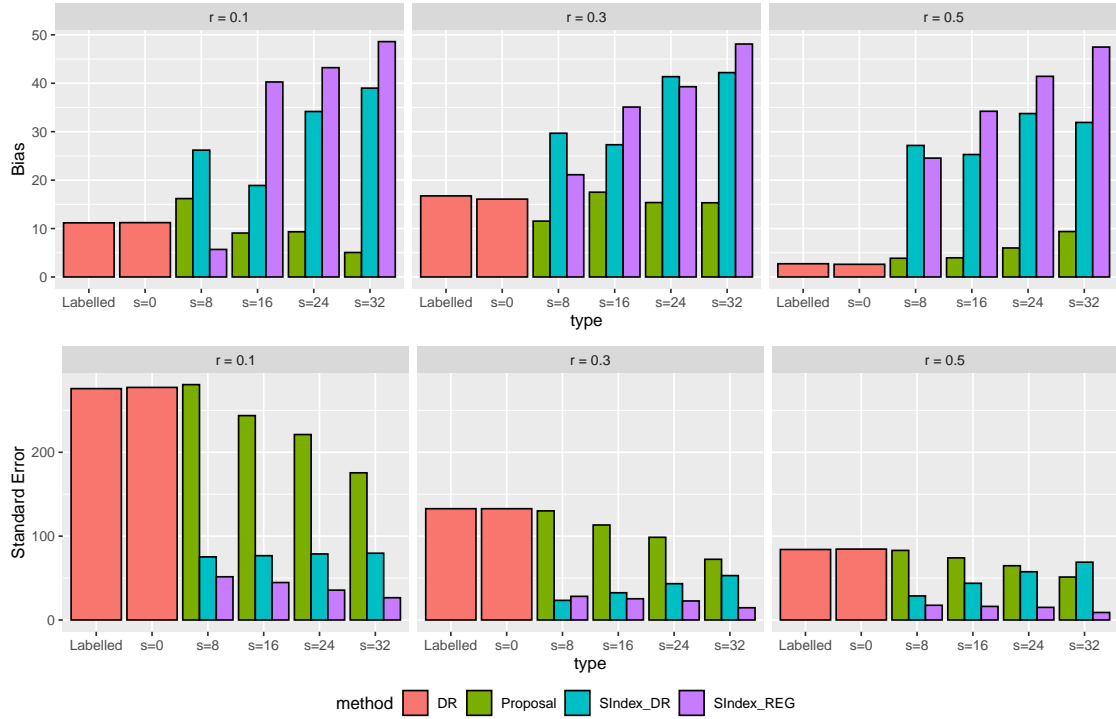


(b) San Diego data.

Figure 7: Bias and standard error of different estimators over 120 repetitions of experiments based on Los Angeles data and San Diego data respectively. Nuisances are estimated by gradient boosting.



(a) Los Angeles data.



(b) San Diego data.

Figure 8: Bias and standard error of different estimators over 120 repetitions of experiments based on Los Angeles data and San Diego data respectively. Nuisances are estimated by LASSO.