

Model-Predictive Control for Discrete-Time Queueing Networks with Varying Topology

Richard Schoeffauer¹ and Gerhard Wunder²

Abstract—In this paper, we equip the conventional discrete-time queueing network with a Markovian input process, that, in addition to the usual short-term stochastics, governs the mid- to long-term behavior of the links between the network nodes. This is reminiscent of so-called *Jump-Markov systems* in control theory and allows the network topology to change over time. We argue that the common back-pressure control policy is inadequate to control such network dynamics and propose a novel control policy inspired by the paradigms of *model-predictive control*. Specifically, by defining a suitable but arbitrary prediction horizon, our policy takes into account the future network states and possible control actions. This stands in clear contrast to most other policies which are myopic, i.e. only consider the next state. We show numerically that such an approach can significantly improve the control performance and introduce several variants, thereby trading off performance versus computational complexity. In addition, we prove so-called *throughput optimality* of our policy which guarantees stability for all network flows that can be maintained by the network. Interestingly, in contrast to general stability proofs in model-predictive control, our proof does not require the assumption of a terminal set (i.e. for the prediction horizon to be large enough). Finally, we provide several illustrating examples, one of which being a network of synchronized queues. This one in particular constitutes an interesting system class, in which our policy exerts superiority over general back-pressure policies, that even lose their throughput optimality in those networks.

Index Terms—Predictive Network Control, Model Predictive Control, Jump-Markov Systems, Throughput Optimality

I. INTRODUCTION AND RELATED RESEARCH

Discrete-time queueing networks are used to model a variety of scenarios, ranging from traffic control over parallel computing to wireless communication. They are closely related to the canonical control system

$$x_{t+1} = Ax_t + B_tv_t + D_tw_t \quad (1)$$

with some significant differences: i) The controls v_t are binary in nature and linearly constrained by $Cv_t \leq c$, e.g. due to the interference properties of wireless channels. ii) The state lives on the discrete set $x_t \in \mathbb{N}^n$ where it exhibits no inertia ($A = I$). iii) And crucially, the matrices B_t and D_t behave stochastically, implying that the effect of a control decision is not certain. Together with the class of back-pressure control policies, those systems form a well investigated subclass of control problems.

The prototype back-pressure policy, that we will call the max-weight policy (MW), was first introduced in [1], where the authors also proved its much praised property of being

throughput optimal. This means, that MW can manage any load of traffic, provided this load can somehow be supported by the network topology. Over time, many variations of MW were developed, e.g. to allow for a generalized control objective [2] [3], or to increase its performance in special cases like networks with input-queued switches or time-varying channels [4] [5]. Specific shortcomings of MW, like e.g. high end-to-end delay, were investigated in [6] [7] [8] and later partially remedied by [5] [8] [9] [10], using e.g. shortest path algorithms to reduce delay especially in low traffic scenarios.

In this paper, we propose a novel control policy that is predictive in nature and that we will call predictive network control (PNC). It can be regarded as a generalization of MW, since it contains MW as a special case. But while MW and all its derivations are *myopic*, i.e. only aim to improve the system state for the *immediate* next time slot, PNC aims to improve the system state for *multiple* time slots up until a prediction horizon. This leads to the calculation of an entire optimal *trajectory* of control vectors. However, instead of applying the entire trajectory for the next few time slots, only the first control vector is applied to the system and the process repeats in the consecutive time slot. This allows the controller to react to any unforeseen changes in the control system [11].

Such a control scheme is called model-predictive control (MPC), and therefore PNC is a realization of MPC, tailored specifically towards queueing networks. MPC itself is a well established branch of control theory and can cope very easily with hard constraints and non-linearities, making it particularly suited for our control problem. However, its advantages are paid for by high requirements on computational resources. So far, there has only been one attempt to bring MPC to queueing networks: In [12] the authors focus on a special case of the standard model, in which only the arrivals to the system are of stochastic nature. The investigation is limited to numerical simulations, which show better system performance (smoother time behavior) for a designed MPC controller compared to simple feedback control laws. Since our queueing network will include a much higher degree of stochastics, we will not follow up on their work.

Because a queueing network misses any inertia ($A = I$), a predictive control scheme can only tap into its full potential, if the stochastics for B_t (or D_t) are complex enough. E.g. if both matrices behave according to white-noise, prediction over more than the next time slot yields close to no improvement over myopic strategies. Hence, the benefit of a predictive control scheme usually increases with complexity of the system model. Therefore, we let B_t (the matrix which is responsible for the topology and the quality of the links between the nodes

¹ richard.schoeffauer@fu-berlin.de, ² gerhard.wunder@fu-berlin.de

Both authors are members of the Heisenberg Communication and Information Theory Group at Freie Universitt Berlin

of the network) be governed by a discrete-time Markov chain (DTMC) and a Bernoulli trial. This gives the opportunity to model long-term and short-term effects, respectively. Take e.g. wireless relay networks with user mobility: here, short-term interference leading to packet loss can be modeled by the Bernoulli trial, while long-term change in channel quality due to the mobility can be expressed by the DTMC [13].

Control systems, in which the model parameters change according to a DTMC are called Jump-Markov systems (JMS). (Since simple feedback controllers cannot detect this change, JMS are usually controlled with MPC controllers). There exist several control approaches towards JMS, covering cases with linear [14] [15] [16] and even nonlinear system dynamics [17] [18], where the referenced works mainly differ in the choice of considered constraints. However, all these works deal with conventional control systems, where the controller usually tries to follow a reference trajectory and noise (w_t) represents a stochastic disturbance with zero first moment. In contrast, from the perspective of queueing networks, the noise term represents the arrival of packets/customers whose first moment is strictly positive, and the controller tries to maintain finite queues for any given arrival (hence, there is no need for a reference trajectory). For that reason, prior work on JMS is only partially applicable to our systems. To the best of our knowledge, we are the first to consider both JMS and MPC in the context of discrete-time queueing networks.

Our **contribution** is three-folded: i) We develop a JMS-adapted discrete-time queueing network and introduce a family of predictive control policies, based on the paradigms of MPC. ii) We proof throughput optimality (the equivalent of stability) for the most simple of our predictive control policies, thereby implying the same for the rest. And iii) we show the benefit of these policies over the conventional back-pressure control (MW), using numerical simulation. In particular, our policies seem to maintain their throughput optimality in networks with synchronized queues, making them unique.

II. SYSTEM MODEL & PREREQUISITES

A. System Model

We begin by stating the constituting equation for our system model and clarify its components afterwards. Similar to the conventional control system, a discrete-time queueing network can be expressed by its one-step evolution and associated constraints

$$q_{t+1} = q_t + RM_t v_t + a_t \quad (2)$$

subject to

$$\left(\begin{array}{c} C v_t \leq c \\ -R^- v_t \leq q_t \end{array} \right) \text{ and } \left(\begin{array}{c} M_t \sim \mathcal{B}(W^{s_t}) \\ W^{s_t} \in \{W^1, \dots, W^{n_s}\} \\ (s_t) \sim \text{DTMC}(\{1, \dots, n_s\}, P, s_0) \end{array} \right)$$

The *queue vector* $q_t = (q_t^1 \dots q_t^{n_q})^\top \in \mathcal{Q} = \mathbb{N}^{n_q}$ represents the system- (or queue-) state, where q_t^i counts the number of packets, waiting in queue $i = 1, \dots, n_q$ in time slot t . Each queue itself is a node of the network.

In any time slot, packets can be transmitted from one queue to another if there exists a directed link between the two and

the link is activated. There are n_v links, each of which can be represented by a vector $r^j \in \{-1, 0, +1\}^{n_q}$ ($j = 1, \dots, n_v$), that, by superpositioning with q_t , transfers a packet from one queue ($\{-1\}$) to another ($\{+1\}$). All links are collected as columns in the routing matrix $R \in \{-1, 0, +1\}^{n_q \times n_v}$ which therefore holds the topology.

[Remark: In *conventional* networks, a link has exactly *one* $\{-1\}$ entry (origin) and *at most one* $\{+1\}$ entry (destination). This implicit constraint is a prerequisite for all back-pressure policies to develop their throughput optimality. Though we will also use this constraint throughout the paper, our novel control policies seem to maintain their throughput optimality even when it is violated (see section V-B), allowing us to control networks with synchronized queues.]

The controller may activate a link in a given time slot via the binary control vector $v_t \in \{0, 1\}^{n_v}$. If we could activate all links simultaneously ($v_t = \mathbf{1}_{n_v}$), the control problem would become trivial. However, we are usually constrained in the activation (e.g. due to interference properties) by the *constituency constraint* $C v_t \leq c$. The dimensions of C and c are case dependent, their entries are from the set \mathbb{N} . Furthermore, a packet can only be scheduled for transmission, if it is present at the corresponding queue, hence a packet may only traverse a single link per time slot. We will refer to this as the *positiveness constraint*, which is readily implemented by considering the maximum one-step efflux of the system, which is $R^- v_t$, where R^- is equal to R without its positive entries. Naturally, the maximum efflux cannot drain more packets than are actually present: $q_t + R^- v_t \geq 0$. Note that this also guarantees that $q_t \in \mathbb{N}^{n_q}$.

For clarification, we refer to Fig. 1. Here, we stated topology and constituency matrices and derived the corresponding constraints. Given only C and c , both components of v_t could be active simultaneously. However, if q^2 is empty ($q^2 = 0$), it is not possible to activate the second link r^2 .

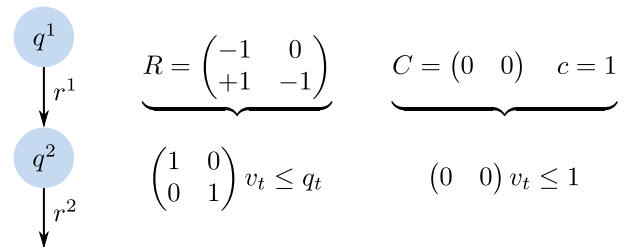


Fig. 1: Minimal Example of a Queueing Network

Still, even an activated link r^j might fail in its transmission, leaving source and destination queue unchanged. This is modeled by a stochastic variable $m_t^j \in \{0, 1\}$ which is Bernoulli distributed (coin-flip) with probability $\bar{m}_t^j \in [0, 1]$. I.e. $m_t^j \sim \mathcal{B}(\bar{m}_t^j)$. For a succinct notation, we collect all those quantities in the diagonal matrices $M_t = \text{diag}_{j=1, \dots, n_v} \{m_t^j\}$ and $\bar{M}_t = \text{diag}_{j=1, \dots, n_v} \{\bar{m}_t^j\}$ respectively such that $M_t \sim \mathcal{B}(\bar{M}_t)$ and of course $\mathbb{E}[M_t] = \bar{M}_t$.

The Bernoulli trials on \bar{M}_t are intended to model short-term stochasticity. For long-term stochasticity, we let \bar{M}_t be picked from a predetermined set $\mathcal{W} = \{W^1, W^2, \dots\}$ of weight matrices W^i according to a DTMC (s_t) . If $\mathcal{S} = \{1, \dots, n_s\}$ is

the index set of \mathcal{W} , we have $(s_t) \sim \text{DTMC}(\mathcal{S}, P, s_0)$ where P and s_0 are transition matrix and initial state, respectively. The entire selection process can therefore be expressed as $\bar{M}_t = W^{s_t}$. If σ_t describes a distribution for the DTMC, we have $\lim_{t \rightarrow \infty} \sigma_t = \pi$, which we assume to be the only stable distribution, with π^s being the average probability of $s_t = s$.

The task for a controller is to steer the packets through the network to their destination nodes. Once reached, the packets leave the system, which can be modeled via links r^j without the $\{+1\}$ entry. At the same time, new packets are created directly at the queues through an *arrival vector* $a_t \in \mathbb{N}^{n_q}$ of possibly stochastic nature. We call $\bar{a} = \mathbb{E}[a_t]$ the *arrival rate* and make the usual assumption, that there is an upper bound, such that always $a_t \leq \hat{a}$.

Finally, we remark that if different packets are destined for different final destination nodes, they are of different *class* (or belong to a different *flow*). Each class has to have its separate network of queues in order for the packets to be distinguishable. Thus, for each class a new copy of the system would have to be employed. While many authors model this by adding an additional dimension (the dimension of all classes) to all quantities, we will just assume, that the so far described system model already consists of those copies, stacked in a suitable way, thereby avoiding the introduction of another dimension to the system model.

B. Control Policies and Throughput Optimality

We already defined $q_t \in \mathcal{Q}$ and $s_t \in \mathcal{S}$. Note that (s_t) is a DTMC and q_{t-1} is not needed for a prediction of future states once q_t is known. If we further assume the arrival vector to be independent of past realizations, there is no reason for a controller to use any but the last known realizations of q_t and s_t for its decision making. If we also define the set of all control vectors by

$$\mathcal{V} = \{ v \in \{0, 1\}^{n_v} \mid Cv \leq c \} \quad (3)$$

then we can express a control policy ϕ as a mapping from the set of relevant, observed quantities onto the set of control vectors: $\phi : \mathcal{Q} \times \mathcal{S} \rightarrow \mathcal{V}$. In some cases, however, it makes sense to incorporate a stochastic process into the policy itself, in order to circumvent the discreteness of \mathcal{V} . This way, given a fixed pair of observations (q', s') , we can not only access a fixed $v' = \phi(q', s') \in \mathcal{V}$, but on average *any* predetermined element $\sum_{v \in \mathcal{V}} \lambda^v v$ of the convex hull $\text{conv}(\mathcal{V})$. Hence we define a **control policy** as

$$\phi : \mathcal{Q} \times \mathcal{S} \times \Omega \rightarrow \mathcal{V} \quad (4)$$

where Ω is the sample space of the underlying stochastic process. (Remember that a control policy is only valid, if it complies with $R^-\phi(q_t, s_t, \omega_t) \leq q_t$.)

We say that a control policy ϕ **stabilizes** a system for a given arrival rate \bar{a} if it can compensate the arrival rate on average:

$$\begin{aligned} 0 &= \lim_{\tau \rightarrow \infty} \frac{1}{\tau} \sum_{t=1}^{\tau} \left(a_t + R M_t \phi(q_t, s_t, \omega_t) \right) \\ &= \bar{a} + \sum_{s \in \mathcal{S}} \pi^s R W^s \phi(q_t, s, \omega_t) \end{aligned} \quad (5)$$

Comparing with the system equation (2), this implies that the average queue state remains bounded.

Finally, a control policy ϕ is throughput optimal, if it stabilizes a given system for any arrival rate \bar{a} for which at least one other (possibly unknown) policy stabilizes the system. This can readily be expressed by noting that a policy $v_t = \phi(s_t, \omega_t)$ can on average, for every state of \mathcal{S} separately, excess any predetermined element in the interior of the convex hull $\text{conv}(\mathcal{V})$. Note that this excludes the boundary of $\text{conv}(\mathcal{V})$, because due to the positiveness constraints, no policy can guarantee to never be forced to be idle (meaning $v_t = 0$). Naturally, there are no other options for the average control vector than those in $\text{conv}(\mathcal{V})$. Thus, ϕ is **throughput optimal**, if it stabilizes the system for all \bar{a} with

$$\bar{a} + \sum_{s \in \mathcal{S}} \pi^s R W^s \sum_{v \in \mathcal{V}} \lambda^{s,v} v = -\varepsilon \mathbf{1}_{n_q} \quad \begin{matrix} \lambda^{s,v} \geq 0 \\ \sum_v \lambda^{s,v} \leq 1 \end{matrix} \quad (6)$$

where $\varepsilon > 0$ is used to exclude the boundary of $\text{conv}(\mathcal{V})$.

III. PREDICTIVE NETWORK CONTROL (PNC)

Inspired by the common MPC paradigms, our novel control policy, PNC, works in 3 steps: i) An entire trajectory of optimal control decisions from t up until $t+H-1$ is calculated as the result of a minimization of an objective function J . Here, J is a function of the next H future system states, which we can only *predict*. H is called the prediction horizon. ii) Only the first (i.e. the immediate) control decision in this trajectory is actually applied to the system. iii) The process repeats (discarding the rest of the just calculated trajectory). W.l.o.g., for the rest of the paper, we assume the current time slot to be $t = 0$.

The most often encountered objective is the sum of squares, which in our case translates to

$$J(q_0, s_0) = \mathbb{E} \left[\sum_{t=1}^H q_t^T q_t \mid q_0, s_0 \right] \quad (7)$$

Using this definition, minimizing J means minimizing the amount of packets in the network, which can only be done by delivering the packets to their destinations. Over the system evolution (2), J will be influenced by the choice of control vectors via

$$\mathbb{E}[q_T \mid q_0, \sigma_0] = q_0 + \sum_{t=0}^{T-1} \sum_{s \in \mathcal{S}} \left(\sigma_0 P^{(t)} \right)^s R W^s v_t + T \bar{a} \quad (8)$$

where σ_0 is the distribution corresponding to the initial state s_0 and $\left(\sigma_0 P^{(t)} \right)^s$ stands for the s -th entry of the predicted distribution in time slot t .

Note, that the prediction can be implemented in three different ways, varying in precision and required effort:

i) The first one is the *true prediction*, which assigns a control vector to *every* time slot (up until H) and *every* possible set of realizations of the quantities in the system evolution. Since the ensemble of these realizations in time slot t forms q_{t+1} and s_{t+1} , this would mean making v_t a function of q_t and s_t for the remainder of the prediction. The number of control vectors, required for such a prediction amounts to $H \cdot n_s \cdot k_q$, where k_q

is the number of all possible queue states, that can be realized in a single time slot (likely to depend itself on prior queue state, realization of arrival and Bernoulli trial). This obviously requires the maximum amount of computational resources but allows us to truly find the optimal control trajectory that minimizes J .

ii) In contrast, a *relaxed prediction* uses only a minimum of control vectors. I.e. in every time slot, a single control vector is chosen and thus v_t is only a function of t for the remainder of the prediction. (Using even less control vectors would not constitute a meaningful prediction for our purposes.) This amounts to only H control vectors being required for the prediction, speeding up the calculation of an optimal control trajectory to minimize J considerably. However, said trajectory might be sub-optimal compared to the true prediction from before and as a consequence the control performance might be worse.

iii) Finally, a mixture of both cases could be implemented, finding a balance between computational complexity and control performance. E.g. one could consider every future DTMC state s_t (up until s_H) leading to $H \cdot n_s$ control vectors that have to be determined in order to minimize J .

We will define our policy via case ii), i.e. the relaxed prediction and explain the reasoning for this in the end of the section. For what follows, we substitute the control vector v_t with u_t to emphasize, that this is not the actual control of the queueing network but rather the one used for the prediction. Hence, u_t is a quantity that is used internally to define the PNC policy according to

$$\mathbb{E}[q_T | q_0, \sigma_0] = q_0 + \sum_{t=0}^{T-1} \sum_{s \in \mathcal{S}} \left(\sigma_0 P^{(t)} \right)^s RW^s u_t + T\bar{a} \quad (9)$$

If we define the trajectory

$$\tilde{u}_0^{H-1} = \begin{pmatrix} u_0 \\ \vdots \\ u_{H-1} \end{pmatrix} \quad (10)$$

and substitute it together with (9) into (7), the objective can be rewritten as

$$J(q_0, s_0) = J_1(q_0) + J_2(q_0, s_0) \tilde{u}_0^{H-1} + \left(\tilde{u}_0^{H-1} \right)^\top J_3(s_0) \tilde{u}_0^{H-1}$$

As can be seen, $J_1(q_0)$ will not be influenced by the minimization over \tilde{u}_0^{H-1} , and $J_3(s_0)$ will stay bounded, since it is not dependent on q_0 . Therefore, for large enough q_0 , the linear term $J_2(q_0, s_0) \tilde{u}_0^{H-1}$ will always dominate the minimization over \tilde{u}_0^{H-1} , making it prudent to define our actual objective only over this linear term. This simplifies the minimization from a quadratic to a linear one. (Note that a similar step is also taken in the definition of the MW policy.) Expanding the remaining constraints from the original system in a straight forward way, we end up with the following definition of the

PNC policy:

$$\begin{aligned} \phi^{\text{PNC}}(q_0, s_0) &= \text{first arg min}_{\tilde{u}_0^{H-1}} J_2(q_0, s_0) \tilde{u}_0^{H-1} \\ \text{subject to} \quad &\tilde{C} \tilde{u}_0^{H-1} \leq \tilde{c} \\ &\tilde{A} \tilde{u}_0^{H-1} \leq \tilde{b}(q_0) \\ &\tilde{u}_0^{H-1} \in \{0, 1\}^{Hn_v} \end{aligned} \quad (11)$$

where $\text{first arg min}()$ expresses that only the first argument of the trajectory is used as output. An overview of the utilized quantities can be found in Table I.

Choosing $H = 1$, we end up with the common MW policy, which is not surprising, since its definition also involves a quadratic objective. And indeed, PNC would merely be the extension of MW over multiple time slots, if the PNC controller would follow a once calculated optimal trajectory to its end (i.e. for H time slots). However, PNC recalculates this trajectory each time slot, thereby discarding its entire tail. This results in a much improved behavior of PNC (see section V-B) but also makes it impossible to infer any properties from MW to PNC. For more comparisons between the two policies, we refer to [19] and [20].

We continue with the main theorem of this paper, which states throughput optimality of the PNC policy. Note that this automatically implies throughput optimality for every other MPC controller, that uses a more precise prediction (under the same constraints and objective function).

Theorem 1. *The PNC policy (11) is throughput optimal for the system (2).*

IV. PROOF OF THEOREM 1

We will now prove, that ϕ^{PNC} is throughput optimal. And in contrast to the usual stability-related proofs employed for MPC controllers, we will not rely on a terminal set.

A. Preliminaries

It will often become necessary to upper and lower-bound certain expressions. We will use $K_i \in \mathbb{R}_+$, $i \in \mathbb{N}$ to denote those bounds or variables, whose values are of no further interest and are obvious to calculate. Crucially, any K_i will be independent of the initial system state q_0 !

We will use gothic letters to express realizations of random variables, such that e.g. \mathfrak{s}_t is a realization of s_t , hence $\mathfrak{s}_t \in \mathcal{S}$. And because the corresponding set of realizations will always be very clear from the context, we will use the succinct notation $\sum_{\mathfrak{s}_t}$ instead of $\sum_{s_t \in \mathcal{S}}$ for the sum of all realizations (as is needed for e.g. expressing the expectation).

Given a trajectory \tilde{x} of control vectors of certain length, we use $\tilde{x} \in \mathcal{P}(q_0)$, to express that \tilde{x} abides to the positiveness constraints $\tilde{A}\tilde{x} \leq \tilde{b}(q_0)$, where \tilde{A} and $\tilde{b}(q_0)$ are defined as in (15), expect for a possibly different value of H (depending on the length of \tilde{x}). Analogue, $\tilde{x} \in \mathcal{C}$ will express, that \tilde{x} abides to the constituency constraints as in (14).

Finally, we make the definitions $\Delta_0^T := q_T - q_0$. Keep in mind, that analogue to q_t being a function of all prior

TABLE I: Extended Formulas for the Optimization Problem

<p>Expected value of weight matrix W^{s_t}</p> $\bar{W}_t(s_0) = \mathbb{E}[W^{s_t} s_0]$ $= (\sigma_0 P^{(t)} \otimes I_{n_s}) \begin{pmatrix} W^1 \\ W^2 \\ \vdots \\ W^{n_s} \end{pmatrix}^\top \quad (12)$	<p>Linear objective J_2</p> $J_2 = 2q_0^\top R \begin{pmatrix} H\bar{W}_0(s_0) \\ (H-1)\bar{W}_1(s_0) \\ \vdots \\ \bar{W}_{H-1}(s_0) \end{pmatrix}^\top + \bar{a}^\top R \begin{pmatrix} (H+1)(H-0)\bar{W}_0(s_0) \\ (H+2)(H-1)\bar{W}_1(s_0) \\ \vdots \\ 2H\bar{W}_{H-1}(s_0) \end{pmatrix}^\top \quad (13)$
<p>Constituency constraints</p> $\underbrace{\begin{pmatrix} I_H \otimes C \end{pmatrix}}_{\tilde{C}} \tilde{u}_0^{H-1} \leq \underbrace{\mathbf{1}_H \otimes c}_{\tilde{c}} \quad (14)$	<p>Positiveness constraints</p> $\underbrace{\begin{pmatrix} R^- & & & \\ R & R^- & & \\ \vdots & & \ddots & \\ R & \dots & R & R^- \end{pmatrix}}_{\tilde{A}} \tilde{u}_0^{H-1} \leq \underbrace{\begin{pmatrix} q_0 \\ q_0 + \bar{a} \\ \vdots \\ q_0 + (H-1)\bar{a} \end{pmatrix}}_{\tilde{b}(q_0)} \quad (15)$

stochastics and controls, Δ_0^T is of course a function of all stochastics and controls in the time slot $0, \dots, T-1$. With the definition $\|q_t\| := q_t^\top q_t$ (which is not meant to be a norm) this gives raise to

$$\|q_T\| = \|\Delta_0^T\| + \|q_0\| + 2q_0^\top \Delta_0^T \quad (16)$$

Note, that this decomposition corresponds to the one for the objective function J and we can now restate the objective of the PNC policy, J_2 , as

$$J_2(q_0, s_0) = \mathbb{E} \left[\sum_{t=1}^H 2q_0^\top \Delta_0^t \middle| q_0, s_0 \right] \quad (17)$$

With this notation we formulate the next lemmas, needed for the proof.

Lemma 2. *The difference Δ_0^T between two queue states is bounded (element-wise) by*

$$-Tn_v \mathbf{1}_{n_q} \leq \Delta_0^T \leq Tn_v \mathbf{1}_{n_q} + T\hat{a} \quad (18)$$

leading to

$$\|q_0\| + 2q_0^\top \Delta_0^T \leq \|q_T\| \leq \|q_0\| + 2q_0^\top \Delta_0^T + K_1 \quad (19)$$

Proof. Between time slots 0 and T we have at best a constant efflux of n_v or at worst a constant influx of $n_v + \hat{a}$ packets per queue per time slot (since there are at most n_v links to fill or drain any given queue). \square

Lemma 3. *The difference between the minimization that originates from the definition of the PNC policy (using the*

formulation from (17)), and the same minimization but without considering any positiveness constraints can be bounded by

$$\begin{aligned} & \min_{\tilde{u}_0^{H-1} \in \mathcal{C} \cap \mathcal{P}(q_0)} \mathbb{E} \left[\sum_{t=1}^H 2q_0^\top \Delta_0^t \middle| q_0, s_0 \right] \\ & - \min_{\tilde{u}_0^H \in \mathcal{C}} \mathbb{E} \left[\sum_{t=1}^H 2q_0^\top \Delta_0^t \middle| q_0, s_0 \right] \\ & \leq (Hn_v^2 - n_v) (H+1) = K_2 \end{aligned} \quad (20)$$

Proof. Clearly, the maximum deficit, that Δ_0^t can generate is (element-wise) less than $tn_v \mathbf{1}_{n_q}$ (all links drain a queue over t steps). For a single queue, the *most* efflux in H time slots is Hn_v packets. Hence, if $q_0 \geq Hn_v \mathbf{1}_{n_q}$, a control trajectory *cannot* violate the positiveness. Conversely, if a link cannot be activated due to the positiveness constraints, at least one entry of q_0 must be smaller than Hn_v .

Due to the linearity, the largest difference in the minimizations will be found, if $q_0 = (Hn_v - 1) \mathbf{1}_{n_q}$ (possibly denying any activation for the minimization with the positiveness constraints). This, together with the initial bound on Δ_0^t leads directly to

$$\sum_{t=1}^H 2(Hn_v - 1) \mathbf{1}_{n_q}^\top tn_v \mathbf{1}_{n_q} = (Hn_v^2 - n_v) (H+1) \quad (21)$$

which is an upper bound for the difference in question. \square

Finally, the following theorem will allow us to express our definition of stability by the means of a Ljapunov function.

Lemma 4. *A policy ϕ stabilizes the system (2) under a certain arrival rate \bar{a} , if we can find a function $f : \mathcal{Q} \times \mathcal{S} \rightarrow \mathbb{R}_+$ with the property*

$$\mathbb{E}[f(q_1, s_1) - f(q_0, s_0) | q_0] \leq K_4 - K_5 \mathbf{1}_{n_q}^\top q_0 \quad (22)$$

Proof. Without further ado, we take expectations and sum (22) over multiple time slots to obtain the following sequence of arguments

$$\begin{aligned}
\mathbb{E}[f(q_T, s_T)] - \mathbb{E}[f(q_0, s_0)] &\leq TK_4 - K_5 \sum_{t=0}^{T-1} \mathbb{E}[\mathbf{1}_{n_q}^T q_t] \\
\Rightarrow -\mathbb{E}[f(q_0, s_0)] &\leq TK_4 - K_5 \sum_{t=0}^{T-1} \mathbb{E}[\mathbf{1}_{n_q}^T q_t] \\
\Rightarrow \frac{1}{T} \sum_{t=0}^{T-1} \mathbb{E}[\mathbf{1}_{n_q}^T q_t] &\leq \frac{K_4}{K_5} + \frac{\mathbb{E}[f(q_0)]}{TK_5} \\
\Rightarrow \lim_{T \rightarrow \infty} \frac{1}{T} \sum_{t=0}^{T-1} \mathbb{E}[q_t] &\leq \frac{K_4}{K_5} \mathbf{1}_{n_q}
\end{aligned} \tag{23}$$

Since $\mathbb{E}[q_t] \geq \mathbf{0}$ always, and the difference between consecutive states is bounded, all elements of the sequence $(\mathbb{E}[q_t])$ must be bounded. From there, the stability condition (5) follows immediately. (Note that $\mathbb{E}[\cdot]$ is the expectation of the stochastic in the system model and not over time.) \square

B. Main Proof

We now start with the main part of the proof. We will define a Ljapunov function $f(q_t, s_t)$ and show that if the system is governed by the PNC policy, f fulfills Lemma 4 for any possibly stabilizable arrival rate (see (6)).

For a PNC policy with horizon $H + 1$, we employ the following Ljapunov function:

$$f(q_0, s_0) = \min_{\tilde{z}_0^{H-1} \in \mathcal{C}_z} \mathbb{E} \left[\sum_{t=1}^H \|q_t\| \mid q_0, s_0 \right] \tag{24}$$

A few remarks are in order: i) The minimization in f mimics the PNC policy, but is in fact independent of it. ii) The horizon of the minimization of f is chosen to be one step smaller than that of the PNC policy. iii) The control vectors are now denoted by z instead of v or u , because they run independent of the actual control v_t or the predicted control inside the PNC controller u_t . Crucially, the control trajectory \tilde{z}_0^{H-1} is state sensitive regarding the DTMC (s_t) of the weight matrices and is *not* constraint by the positiveness constraints \mathcal{P} . I.e.

$$\mathbb{E}[q_T \mid q_0, s_0] = q_0 + \sum_{t=0}^{T-1} \sum_{s \in \mathcal{S}} \left(\sigma_0 P^{(t)} \right)^s RW^s z_t(s) + T\bar{a} \tag{25}$$

This last point is important: the minimization of the actual PNC policy (with horizon $H + 1$) uses the control trajectory \tilde{u}_0^H , which assigns to each time slot of the prediction a *single* control vector $u_t \in \mathcal{V}$. In contrast and per definition, the minimization in the Ljapunov function f uses the control trajectory \tilde{z}_0^{H-1} , which assigns to each time slot *and* each possible realization of s_t a control vector $z_t(s_t) \in \mathcal{V}$. For succinct notation we define $z_t^s := z_t(s_t = s)$. The trajectory

of the control vectors z_t^s is defined by first stacking over all realization of (s_t) and then over all time slots:

$$\tilde{z}_0^H = \begin{pmatrix} z_0' \\ z_1' \\ \vdots \\ z_H' \end{pmatrix}, \quad \text{with} \quad z_t' = \begin{pmatrix} z_t^1 \\ z_t^2 \\ \vdots \\ z_t^{n_s} \end{pmatrix} \tag{26}$$

The constraint $\tilde{z}_0^{H-1} \in \mathcal{C}_z$ in the definition of f expresses, that each single control vector z_t^s is constraint by the constituency in the usual way ($Cz_t^s \leq c$), and therefore \mathcal{C}_z is a straight forward expansion of \mathcal{C} .

We can now start expressing the first term of (22) (for now conditioning on s_0 as well) as

$$\mathbb{E}[f(q_1, s_1) \mid q_0, s_0] = \mathbb{E} \left[\min_{\tilde{z}_1^H \in \mathcal{C}} \mathbb{E} \left[\sum_{t=2}^{H+1} \|q_t\| \mid q_1, s_1 \right] \mid q_0, s_0 \right] \tag{27}$$

Note that this term is shifted in time. The control v_0 , that leads from q_0 to q_1 is exactly the control, that is defined by the control policy $v_0 = \phi^{\text{PNC}}$ and that actually affects the network. In contrast, the dummy controls \tilde{z}_1^H are part of the function f , do not affect the actual network and therefore are independent of the chosen policy.

Using (16) the inner term of (27) can become

$$\begin{aligned}
\sum_{t=2}^{H+1} \|q_t\| &= \sum_{t=2}^{H+1} \left(\|q_0\| + \|\Delta_0^t\| + 2q_0^T \Delta_0^t \right) \\
&\leq H \|q_0\| + K_6 + \sum_{t=2}^{H+1} \left(2q_0^T \Delta_0^t \right)
\end{aligned}$$

The individual sums of Δ_0^t can be bounded according to (18) by some constant K_6 which is unaffected by the minimization or the expectation from (27). The same holds for $\|q_0\|$ if we notice, that conditioning on q_1 is the same as conditioning on q_0 and Δ_0^1 , since $q_1 = q_0 + \Delta_0^1$. Hence, both terms can be pulled to the left-hand-side of (27), as seen in the first two lines of (28). In what follows, we will step by step dissolve the outer expectation and expand the sum, which is possible, since the minimization is linear in \tilde{z}_1^H and the constraints act on each control vector separately:

$$\begin{aligned}
&\mathbb{E}[f(q_1, s_1) \mid q_0, s_0] - H \|q_0\| - K_6 \\
&\leq \mathbb{E} \left[\min_{\tilde{z}_1^H \in \mathcal{C}_z} \mathbb{E} \left[\sum_{t=2}^{H+1} 2q_0^T \Delta_1^t \mid q_1, s_1 \right] \mid q_0, s_0 \right] \\
&= \mathbb{E} \left[\min_{\tilde{z}_1^H \in \mathcal{C}_z} \mathbb{E} \left[\sum_{t=2}^{H+1} 2q_0^T \Delta_1^t \mid q_0, \Delta_0^1, s_1 \right] \mid q_0, s_0 \right] \\
&= \sum_{q_0, s_1} \min_{\tilde{z}_1^H \in \mathcal{C}_z} \mathbb{E} \left[\sum_{t=2}^{H+1} 2q_0^T \Delta_1^t \mid q_0, s_1 \right] \mathbb{P}[q_0, s_1 \mid q_0, s_0] \\
&= \sum_{q_0, s_1} \min_{\tilde{z}_1^H \in \mathcal{C}_z} \mathbb{E} \left[\sum_{t=1}^H \sum_{\tau=t}^H 2q_0^T (RM_t z_t^{s_t} + a_t) \mid q_0, s_1 \right] \\
&\quad \cdot \mathbb{P}[q_0 \mid q_0] \mathbb{P}[s_1 \mid s_0]
\end{aligned} \tag{28}$$

$$\begin{aligned}
&= \sum_{\mathbf{s}_1} \min_{\tilde{z}_1^H \in \mathcal{C}_z} \mathbb{E} \left[\sum_{t=1}^H \sum_{\tau=t}^H 2q_0^\top (RM_t z_t^{s_t} + a_t) \middle| q_0, \mathbf{s}_1 \right] \\
&\quad \cdot \mathbb{P}[\mathbf{s}_1 | s_0] \\
&= \sum_{\mathbf{s}_1} \min_{\tilde{z}_1^H \in \mathcal{C}_z} \sum_{t=1}^H \sum_{\tau=t}^H \sum_{\mathbf{s}_t} 2q_0^\top (RW^{s_t} z_t^{s_t} + a_t) \mathbb{P}[\mathbf{s}_t | \mathbf{s}_1] \\
&\quad \cdot \mathbb{P}[\mathbf{s}_1 | s_0] \\
&= \min_{\tilde{z}_1^H \in \mathcal{C}_z} \sum_{\mathbf{s}_1} \sum_{t=1}^H \sum_{\tau=t}^H \sum_{\mathbf{s}_t} 2q_0^\top (RW^{s_t} z_t^{s_t} + a_t) \mathbb{P}[\mathbf{s}_t | \mathbf{s}_1] \\
&\quad \cdot \mathbb{P}[\mathbf{s}_1 | s_0] \\
&= \min_{\tilde{z}_1^H \in \mathcal{C}_z} \sum_{t=1}^H \sum_{\tau=t}^H \sum_{\mathbf{s}_t} 2q_0^\top (RW^{s_t} z_t^{s_t} + a_t) \mathbb{P}[\mathbf{s}_t | s_0] \\
&= \min_{\tilde{z}_1^H \in \mathcal{C}_z} \mathbb{E} \left[\sum_{t=1}^H \sum_{\tau=t}^H 2q_0^\top (RM_t z_t^{s_t} + a_t) \middle| q_0, s_0 \right] \\
&= \min_{\tilde{z}_1^H \in \mathcal{C}_z} \mathbb{E} \left[\sum_{t=2}^{H+1} 2q_0^\top \Delta_1^t \middle| q_0, s_0 \right] \\
&= \min_{\tilde{z}_1^H \in \mathcal{C}_z} \mathbb{E} \left[\sum_{t=1}^{H+1} 2q_0^\top \Delta_0^t - 2q_0^\top \Delta_0^1 \middle| q_0, s_0 \right] \\
&\leq \min_{\tilde{z}_1^H \in \mathcal{C}_z} \mathbb{E} \left[\sum_{t=1}^{H+1} 2q_0^\top \Delta_0^t \middle| q_0, s_0 \right] - \min_{\tilde{z}_0^0 \in \mathcal{C}_z} \mathbb{E} \left[2q_0^\top \Delta_0^1 \middle| q_0, s_0 \right] \quad (29)
\end{aligned}$$

Though Δ_0^1 is steered by v_0 (the actual control of the system), every policy has to abide to the constituency, which allows for the last term to be formulated over $\tilde{z}_0^0 \Leftrightarrow z_0^{s_0}$. Still, the first term of (29) depends on v_0 through Δ_0^t so that we can rewrite it as

$$\begin{aligned}
&\min_{\tilde{z}_1^H \in \mathcal{C}_z} \mathbb{E} \left[\sum_{t=1}^{H+1} 2q_0^\top \Delta_0^t \middle| q_0, s_0 \right] = \frac{(H+1)(H+2)}{2} \bar{a} \\
&+ \min_{\tilde{z}_1^H \in \mathcal{C}_z} 2q_0^\top R \left[\sum_0^H W^{s_0} v_0 + \sum_{t=1}^H \sum_{\tau=t}^H \sum_{\mathbf{s}_t} W^{s_t} z_t^{s_t} \mathbb{P}[\mathbf{s}_t | s_0] \right] \quad (30)
\end{aligned}$$

To interface the PNC policy (11), we need to incorporate the positiveness constraints. To that end, we introduce a transformation in variables, centered around the idea, that each set $\{z_t^1, \dots, z_t^{n_s}\}$ can be expressed by a common part μ_t , and n_s differences δ_t^i :

$$\begin{aligned}
&z_t^i = \mu_t + \delta_t^i \in \mathcal{C}_z \\
&\text{for } t = 1, \dots, H \quad \text{and} \quad i = 1, \dots, n_s \quad (31) \\
&\text{with } \mu_t, \delta_t^i \in \{0, 1\}^{n_v} \quad \text{and} \quad C\mu_t \leq c
\end{aligned}$$

We define a suitable stacking of these new variables in such a way that $\tilde{z}_1^H = \tilde{\mu}_1^H + \tilde{\delta}_1^H$ and write $\tilde{\delta}_1^H \in \mathcal{C}_z \setminus \tilde{\mu}_1^H$, to express that $\tilde{\delta}_1^H$ has to abide to usual constituency, if $\tilde{\mu}_1^H$ has already been chosen (i.e. for each δ_t^i separately it must hold that $C\delta_t^i \leq c - C\mu_t$).

Next, we substitute these variables into the last term of (30).

$$\min_{\tilde{z}_1^H \in \mathcal{C}_z} 2q_0^\top R \left[\sum_0^H W^{s_0} v_0 + \sum_{t=1}^H \sum_{\tau=t}^H \sum_{\mathbf{s}_t} W^{s_t} z_t^{s_t} \mathbb{P}[\mathbf{s}_t | s_0] \right]$$

$$\begin{aligned}
&= \min_{\tilde{\mu}_1^H + \tilde{\delta}_1^H \in \mathcal{C}_z} 2q_0^\top R \left[\sum_0^H W^{s_0} v_0 \right. \\
&\quad \left. + \sum_{t=1}^H \sum_{\tau=t}^H \sum_{\mathbf{s}_t} W^{s_t} (\mu_t + \delta_t^{s_t}) \mathbb{P}[\mathbf{s}_t | s_0] \right] \\
&= \min_{\tilde{\delta}_1^H \in \mathcal{C}_z \setminus \tilde{\mu}_1^H} \min_{\tilde{\mu}_1^H \in \mathcal{C}} 2q_0^\top R \left[\sum_0^H W^{s_0} v_0 \right. \\
&\quad \left. + \sum_{t=1}^H \sum_{\tau=t}^H \left(\sum_{\mathbf{s}_t} W^{s_t} \mathbb{P}[\mathbf{s}_t | s_0] \right) \mu_t \right. \\
&\quad \left. + \sum_{t=1}^H \sum_{\tau=t}^H \sum_{\mathbf{s}_t} W^{s_t} \delta_t^{s_t} \mathbb{P}[\mathbf{s}_t | s_0] \right] \\
&= \min_{\tilde{\delta}_1^H \in \mathcal{C}_z \setminus \tilde{\mu}_1^H} \min_{\tilde{\mu}_1^H \in \mathcal{C}} 2q_0^\top R \left[\sum_0^H W^{s_0} v_0 \right. \\
&\quad \left. + \sum_{t=1}^H \sum_{\tau=t}^H \bar{W}_t(s_0) \mu_t \right. \\
&\quad \left. + \sum_{t=1}^H \sum_{\tau=t}^H \sum_{\mathbf{s}_t} W^{s_t} \delta_t^{s_t} \mathbb{P}[\mathbf{s}_t | s_0] \right] \\
&\leq \min_{\tilde{\delta}_1^H \in \mathcal{C}_z \setminus \tilde{\mu}_1^H} \min_{(\mathbf{o}_{n_v}^\top, (\tilde{\mu}_1^H)^\top)^\top \in \mathcal{C} \cap \mathcal{P}(q_0)} 2q_0^\top R \left[\cdot \right] \\
&\stackrel{\text{PNC}}{=} \min_{\tilde{\delta}_1^H \in \mathcal{C}_z \setminus \tilde{\mu}_1^H} \min_{(v_0^\top, (\tilde{\mu}_1^H)^\top)^\top \in \mathcal{C} \cap \mathcal{P}(q_0)} 2q_0^\top R \left[\cdot \right] \\
&\stackrel{\text{Lemma 3}}{\leq} K_7 + \min_{\tilde{\delta}_1^H \in \mathcal{C}_z \setminus \tilde{\mu}_1^H} \min_{(v_0^\top, (\tilde{\mu}_1^H)^\top)^\top \in \mathcal{C}} 2q_0^\top R \left[\cdot \right] \\
&\leq K_7 + \min_{\tilde{\delta}_1^H \in \mathcal{C}_z \setminus \tilde{\mu}_1^H} \min_{v_0 \in \mathcal{C}} \min_{\tilde{\mu}_1^H \in \mathcal{C}} 2q_0^\top R \left[\cdot \right] \\
&= K_7 + \min_{\tilde{z}_1^H \in \mathcal{C}_z} \min_{v_0 \in \mathcal{C}} 2q_0^\top R \left[\sum_0^H W^{s_0} v_0 \right. \\
&\quad \left. + \sum_{t=1}^H \sum_{\tau=t}^H \sum_{\mathbf{s}_t} W^{s_t} z_t^{s_t} \mathbb{P}[\mathbf{s}_t | s_0] \right] \\
&= K_7 + \min_{\tilde{z}_0^H \in \mathcal{C}_z} 2q_0^\top R \sum_{t=0}^H \sum_{\tau=t}^H \sum_{\mathbf{s}_t} W^{s_t} z_t^{s_t} \mathbb{P}[\mathbf{s}_t | s_0] \\
&= K_7 + \min_{\tilde{z}_0^H \in \mathcal{C}_z} \mathbb{E} \left[\sum_{t=1}^{H+1} 2q_0^\top R \Delta_0^t \middle| q_0, s_0 \right] \quad (32)
\end{aligned}$$

Note that we used the fact that μ_t , once separated from the δ_t^i in a suitable manner, can be identified with the dummy control u_t from the definition of the PNC policy (7). Hence, the equality marked with the PNC label *only* holds under the PNC policy, since it chooses v_0 in such a way that the entire first term is minimized over the trajectory \tilde{z}_0^H instead of only \tilde{z}_1^H .

If we now combine the results of (28), (30) and (32) we get

$$\begin{aligned}
&\mathbb{E}[f(q_1, s_1) | q_0, s_0] - H \|q_0\| - K_8 \quad (33) \\
&\leq \min_{\tilde{z}_0^H \in \mathcal{C}_z} \mathbb{E} \left[\sum_{t=1}^{H+1} 2q_0^\top \Delta_0^t \middle| q_0, s_0 \right] - \min_{\tilde{z}_0^0 \in \mathcal{C}_z} \mathbb{E} \left[2q_0^\top \Delta_0^1 \middle| q_0, s_0 \right]
\end{aligned}$$

which completes the derivation for the first term of (22).

In a similar but much easier fashion, the second term of (22) can be reshaped into

$$\begin{aligned} & \mathbb{E}[f(q_0, s_0) | q_0, s_0] - H \|q_0\| \\ & \geq \min_{\tilde{z}_0^{H-1} \in \mathcal{C}_z} \mathbb{E} \left[\sum_{t=1}^H 2q_0^\top \Delta_0^t \middle| q_0, s_0 \right] \end{aligned} \quad (34)$$

Combining (33) and (34) results in

$$\begin{aligned} & \mathbb{E}[f(q_1, s_1) - f(q_0, s_0) | q_0, s_0] \\ & \leq K_8 + \min_{\tilde{z}_1^H \in \mathcal{C}_z} \mathbb{E} \left[2q_0^\top \Delta_1^{H+1} \middle| q_0, s_0 \right] \end{aligned}$$

To alleviate the outer conditioning on s_0 we take the expectation $\mathbb{E}[\cdot | q_0]$ on both sides, conditioned only on q_0 , and swap minimization and expectation operator:

$$\begin{aligned} & \mathbb{E}[f(q_1, s_1) - f(q_0, s_0) | q_0] \\ & \leq K_9 + \mathbb{E} \left[\min_{\tilde{z}_1^H \in \mathcal{C}_z} \mathbb{E} \left[2q_0^\top \Delta_1^{H+1} \middle| q_0, s_0 \right] \middle| q_0 \right] \\ & \leq K_9 + \min_{\tilde{z}_1^H \in \mathcal{C}_z} \mathbb{E} \left[2q_0^\top \Delta_1^{H+1} \middle| q_0 \right] \end{aligned}$$

Finally, recall that for throughput optimality, this expression has to be negative for each \bar{a} that can be expressed via (6). Substituting this we obtain

$$\begin{aligned} & \mathbb{E}[f(q_1, s_1) - f(q_0, s_0) | q_0] \\ & \leq K_9 + \min_{\tilde{z}_1^H \in \mathcal{C}_z} 2q_0^\top \left(\sum_{t=1}^H \sum_s \pi^s R W^s z_t^s + H \bar{a} \right) \\ & \leq K_9 + \min_{z' \in \mathcal{C}_z} 2H q_0^\top \left(\sum_s \pi^s R W^s z^s \right. \\ & \quad \left. - \varepsilon \mathbf{1}_{n_q} - \sum_s \pi^s R W^s \sum_{v \in \mathcal{V}} \lambda^{s,v} v \right) \end{aligned}$$

Because the minimization is linear, the optimum is found on the boundary and thus the first term in the bracket (which is subject to minimization) will at least cancel out the last term, leaving us with

$$\begin{aligned} \mathbb{E}[f(q_1, s_1) - f(q_0, s_0) | q_0] & \leq K_9 - 2H \varepsilon q_0^\top \mathbf{1}_{n_q} \\ & \leq K_9 - K_{10} \mathbf{1}_{n_q}^\top q_0 \end{aligned}$$

which fulfills lemma 4 and therefore proves throughput optimality of our PNC policy. \square

V. EXEMPLARY APPLICATIONS OF PNC

A. Dynamic Topology

We employ a scenario as depicted in Fig. 2, where a mobile user equipment (UE) crosses multiple sectors, each one designated to a specific access point (AP). In each sector, the UE can only communicate with the corresponding AP. The APs are connected to a global network from which they receive packets that they are supposed to transmit to the UE. The derived queueing network is shown in Fig. 3.

We use a most simplified model to yield easily interpretable results: First, the DTMC is deterministic which allows us to fix the time behavior of the transmission success probabilities \bar{m}_t^j of the links. Second, we model this deterministic time behavior as binary sequences which are depicted in Fig. 4. This corresponds to the case, in which the UE travels with constant velocity along a known path and the sectors do not overlap. The UE remains in each sector for exactly 3 time slots, where it experiences perfect channel quality (guaranteed transmission success). Further we assume that a single packet is created every second time slot at q^1 , which represents the entire arrival to the system.

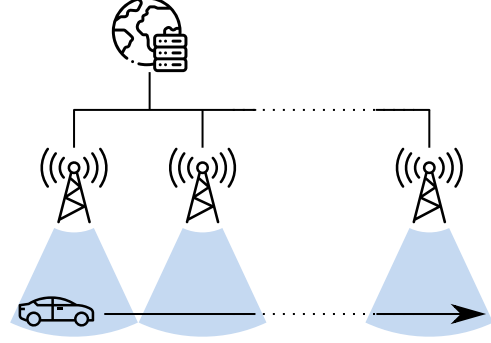


Fig. 2: Extension 1 - Scenario

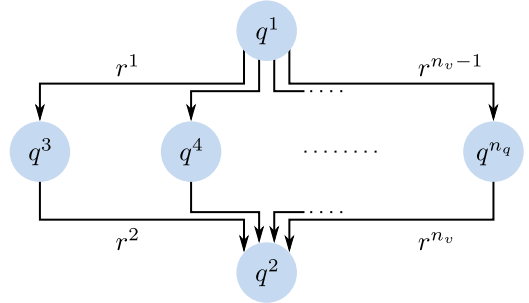


Fig. 3: Example 1 - Queueing Network

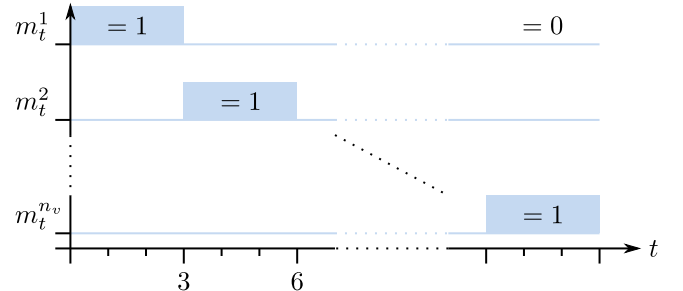


Fig. 4: Example 1 - Link Probabilities

The simulation results in Fig. 5 depict the accumulated amount of packets send (blue) and received by the UE (green and red). For visualization purposes, we averaged the resulting step functions, so that they are presented as lines. It can be observed that only around 33% of the packets reach the UE for the conventional back pressure policy, MW, (red). (Note that

MW can be expressed as a special case of the PNC policy, in which the horizon is $H = 1$.) The other 66% remain at already past base stations. This high packet loss is due to MW requiring time to establish its throughput optimality. Indirectly, MW functions by using misplaced packets as an indicator for later control decisions. The presented example, however, is based on a transient event where this indicator function of misplaced packets is only of limited use.

As can be seen, using the novel PNC with horizon $H = 2$, (the lowest green line) already nearly doubles the amount of packets that arrive at the UE to 60%. For $H = 5$ we reach 80%, a significant performance boost.

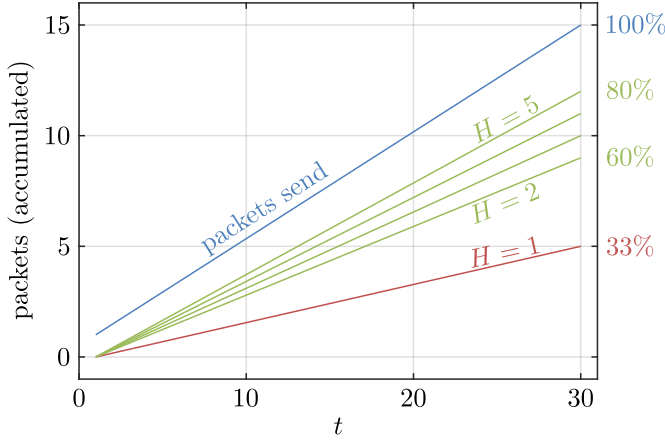


Fig. 5: Example 1 - Simulation with Multiple Policies

B. Networks with Synchronized Queues

The following application is motivated by fact, that though MW performs poorly in networks with dynamic topology, it is still able to achieve throughput optimality in the long run, if we assume MW to be sensitive to the current state of the DTMC. And it is only fair to make this assumption, since we assume the same for our PNC policy. Hence, throughput optimality seems to be shared by both policies, if we talk about conventional networks. However, in the next example, we forgo conventional networks and introduce *synchronized* queues. In networks with synchronized queues, only PNC seems to maintain its throughput optimality while MW fails, giving a strong incentive to employ the PNC policy.

Queues are *synchronized* (or *paired*), if they can only be served at the same time. This can be useful, if one wants to exploit constructive interference [21] or model parallel processing tasks in computing [22] and social matchmaking [23]. While synchronized queues have been studied on their own [24] [25] [26] [27], there has not been any research on how they behave in a network. Indeed, [19] presents a simple example, proving that MW loses its throughput optimality if the network contains only a single pair of synchronized queues. The reason for that can be found equation A.18 from the original proof in [1], which loses its generality. In layman's terms, the original proof is based on the fact, that the evolution of the queue vector constitutes a DTMC by itself. And for conventional networks, there exists a *finite* set of

states (of that DTMC) which can be shown to be recurrent. This makes the entire DTMC recurrent which corresponds to throughput optimality. However, introducing synchronized queues, the finite set grows to infinite size, invalidating this correspondence. This leads to the questions, in how far back-pressure policies are suited for such networks and if there exists another policy, which guarantees throughput optimality.

To illustrate that PNC might be that policy, we refer to the example, depicted in Fig. 6. Set-up and thereof derived queueing network are shown on the left and right side, respectively. The example consists of an access point (q_1) that can either transmit solitary (link r^1), or initiate synchronized transmission (link r^3) with a neighboring AP q_2 . The synchronized transmission uses constructive interference and thus achieves higher throughput. However, before synchronized transmission can be initiated, the data packets have to be shared (link r^2), i.e. copied from q_1 to q_2 .

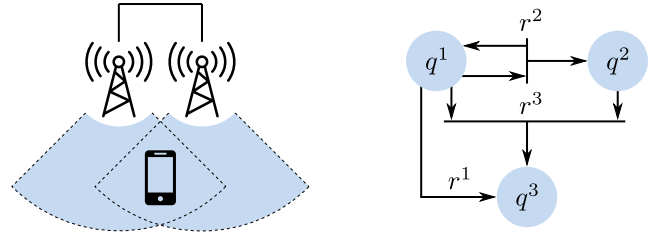


Fig. 6: Example 2 - Scenario and Queueing Network

For comprehensiveness, we use a constant success probability matrix \bar{M} , i.e. we do not make use of an DTMC to select different matrices from \mathcal{W} . The \bar{m}^j (which are the diagonal elements of \bar{M}) are chosen in such a way, that it is beneficial to copy (share) the data and then transmit together, instead of broadcasting the data directly. Specifically, we set $\bar{m}^1 = \frac{1}{4}$ and $\bar{m}^2 = \bar{m}^3 = 1$ and assume all links to be disjunct. Note, that we can neglect q^3 in all further discussions, since it only symbolizes the destination queue.

For this simple example, it is prudent to forgo working in terms of the *control vector* v_t and instead use the *control option* u_t , which we define to be $u_t = RMv_t$ (this u_t is not related to the one, that was used in the definition of the PNC policy). We have $u_t \in \mathcal{U}$, which can be derived from the system description without further ado to be

$$\mathcal{U} = \{u^0, u^1, u^2, u^3\} = \left\{ \begin{pmatrix} 0 \\ 0 \end{pmatrix}, \begin{pmatrix} -1 \\ 0 \end{pmatrix}, \begin{pmatrix} 0 \\ 4 \end{pmatrix}, \begin{pmatrix} -4 \\ -4 \end{pmatrix} \right\} \quad (35)$$

where we scaled all elements of \mathcal{U} with the factor 4 to simplify any calculations. We have u^1, u^2, u^3 represent single transmission, data sharing, and joint transmission, respectively and in each time slot, the controller may only choose one of these options to influence the expected queue state via $\mathbb{E}[q_{t+1} | q_t] = q_t + u_t + a_t$.

Regarding (6), it is now very easy to express the set of all arrival rates \bar{a} , for which there exists a policy that stabilizes the system. We call this set the maximum stability region \mathcal{A}

and have

$$\begin{aligned} \mathcal{A} &:= \left\{ \bar{a} : \bar{a} + \sum_{u \in \mathcal{U}} \lambda^u u = -\mathbf{1}\varepsilon, \quad \sum \lambda^u \leq 1, \quad \varepsilon > 0 \right\} \\ &= \left\{ \bar{a} : \bar{a} + \sum_{u \in \mathcal{U}} \lambda^u u = \mathbf{0}, \quad \sum \lambda^u < 1 \right\} \end{aligned} \quad (36)$$

Remember that throughput optimality is accomplished, if a policy can stabilize the system for all arrival rates in \mathcal{A} . A graphical representation of \mathcal{A} is given in green on the left side of Fig. 7.

Now, let us assume that there is no arrival at q^2 , i.e. $\bar{a}^2 = 0$. Using the control options u^2 and u^3 in alternating sequence (given that there are enough packets in q^1 to do so) would yield an efflux of 4 packets every 2 time slot, thus an efflux of 2 packets per time slot. The corresponding point is shown on the right side of Fig. 7. It is easy to check, that no other sequence of control options can match this efflux.

However, conventional back-pressure policies like MW are not able to access the control option u^2 , resulting in the loss of its throughput optimality in this example. The only arrival rates, that MW *can* stabilize are those in the red triangle on the right side of Fig. 7.

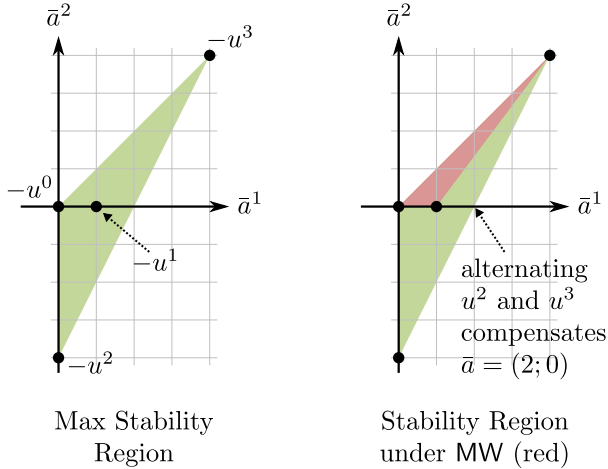


Fig. 7: Example 2 - Stability Regions

In contrast, PNC is able to select the missing control option u^2 and simulations suggest, that it stabilizes the example for any strictly positive arrival rate \bar{a} from \mathcal{A} . To substantiate this claim we refer to Fig. 9. Here, we simulated the queue state q^1 over time t for 3 different arrival rates \bar{a} under 3 different policies. The respective positions of those \bar{a} regarding \mathcal{A} are depicted in Fig. 8. As for the policies, we chose MW and PNC. Also, we added a third control policy, labeled fPNC for *fixed* PNC. This policy mimics the PNC policy, except that it uses the entire calculated control trajectory before repeating the optimization. In contrast, PNC repeats the optimization every time slot again.

As predicted, we have MW not stabilizing the blue and green arrival rates. Furthermore, it can be seen, that fPNC loses some stabilizing properties with increasing horizon as the green arrival rate cannot be stabilized with $H = 3$ (this is related to the horizon not being an even number). This proves,

that the MPC paradigm of repeating the optimization in every step (and thereby discarding the rest of the trajectory) is an essential part in the PNC policy.

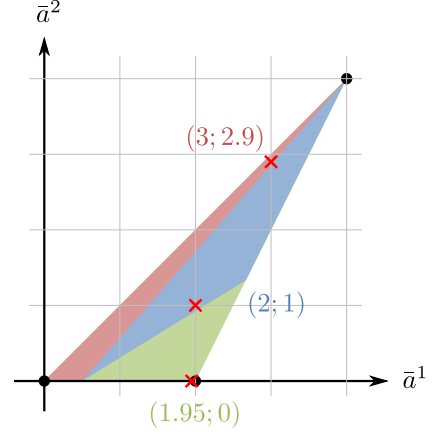


Fig. 8: Example 2 - Selected arrival rates for simulation; Corresponding stability regions: (red – MW), (red+blue – fPNC_{H=3}), (red+blue+green – PNC, fPNC_{H=2})

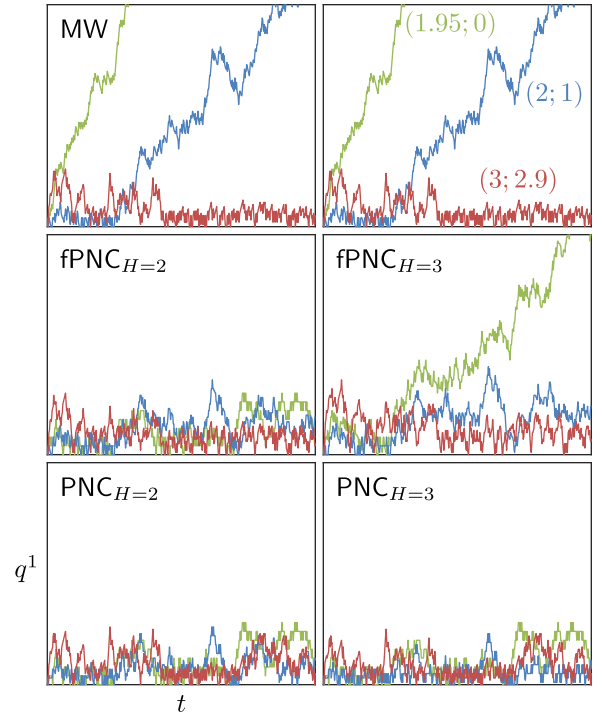


Fig. 9: Example 2 - Queue state (system state) q^1 as a function of time t for various (color-coded) arrival rates

VI. CONCLUSION

We successfully modify a discrete-time queueing network with a JMS, i.e. with an additional DTMC that changes network parameters (even topology) on a mid- to long-term time scale. We then introduce a novel family of predictive control policies, PNC, based on the paradigms of MPC, and devise a special implementation of the underlying prediction, that allows the policy to be executed in the fastest

way possible. The policy is especially well suited to control the mentioned systems and outperforms conventional control approaches as is illustrated in numerical simulations. In our main contribution, we prove throughput optimality of PNC. Looking ahead, we see an intriguing application in networks that consist of synchronized queues (e.g. found in parallel computing or manufacturing chains). Those networks still elude known control strategies but seem to be stabilizable under PNC policies with suitably chosen prediction horizon.

ACKNOWLEDGMENT

This work is part of and thereby funded by the DFG Priority Program 1914

REFERENCES

- [1] L. Tassiulas and A. Ephremides, "Stability Properties of Constrained Queueing Systems and Scheduling Policies for Maximum Throughput in Multihop Radio Networks," *IEEE Transactions on Automatic Control*, 1992.
- [2] S. Meyn, "Stability and Asymptotic Optimality of Generalized MaxWeight Policies," *SIAM Journal on Control and Optimization*, 2009.
- [3] M. Kasparick and G. Wunder, "Stable wireless network control under service constraints," *IEEE Transactions on Control of Network Systems*, 2018.
- [4] N. McKeown, A. Mekkittikul, V. Anantharam, and J. Walrand, "Achieving 100% Throughput in an Input-Queued Switch," *IEEE Transactions on Communications*, 1999.
- [5] M. J. Neely, E. Modiano, and C. E. Rohrs, "Dynamic power allocation and routing for time varying wireless networks," *IEEE Journal on Selected Areas in Communications*, 2005.
- [6] W. Khan, L. B. Le, and E. Modiano, "Autonomous routing algorithms for networks with wide-spread failures," in *MILCOM 2009 - 2009 IEEE Military Communications Conference*, 2009.
- [7] V. G. Subramanian and D. J. Leith, "Draining time based scheduling algorithm," in *Proceedings of the IEEE Conference on Decision and Control*, 2007.
- [8] L. Ying, S. Shakkottai, A. Reddy, and S. Liu, "On combining shortest-path and back-pressure routing over multihop wireless networks," *IEEE/ACM Transactions on Networking*, 2011.
- [9] P. K. Huang, X. Lin, and C. C. Wang, "A low-complexity congestion control and scheduling algorithm for multihop wireless networks with order-optimal per-flow delay," *IEEE/ACM Transactions on Networking*, 2013.
- [10] H. Xiong, R. Li, A. Eryilmaz, and E. Ekici, "Delay-aware cross-layer design for network utility maximization in multi-hop networks," *IEEE Journal on Selected Areas in Communications*, 2011.
- [11] D. Q. Mayne, J. B. Rawlings, C. V. Rao, P. O. M. Scokaert, C. National, and F. Telecom, "Constrained model predictive control : Stability and optimality," *AUTOMATICA*, 2000.
- [12] J. S. Van Leeuwen, E. Lefeber, Y. Nazarathy, and J. E. Rooda, "Model Predictive Control for the acquisition queue and related queueing networks," *5th International Conference on Queueing Theory and Network Applications, QTN 2010 - Proceedings*, 2010.
- [13] D. Guzman, R. Schoeffauer, and G. Wunder, "Predictive network control in multi-connectivity mobility for URLLC services," *IEEE International Workshop on Computer Aided Modeling and Design of Communication Links and Networks, CAMAD*, 2019.
- [14] B. G. Park and W. H. Kwon, "Robust one-step receding horizon control of discrete-time Markovian jump uncertain systems," *Automatica*, 2002.
- [15] S. Chitraganti, S. Aberkane, C. Aubrun, G. Valencia-palomo, and V. Dragan, "Systems & Control Letters On control of discrete-time state-dependent jump linear systems with probabilistic constraints : A receding horizon approach," *Systems & Control Letters*, 2014.
- [16] J. Tonne and O. Stursberg, "Constraint robust model predictive control for jump Markov linear systems with additive disturbances," *2016 European Control Conference, ECC 2016*, 2017.
- [17] Y. Liu, Y. Yin, F. Liu, and K. L. Teo, "Constrained MPC design of nonlinear Markov jump system with nonhomogeneous process," *Nonlinear Analysis: Hybrid Systems*, 2015.
- [18] J. Tonne and O. Stursberg, "Fast Robust Model Predictive Control for Nonlinear Jump Markov Systems," *IFAC-PapersOnLine*, 2017.
- [19] R. Schoeffauer and G. Wunder, "Predictive Network Control and Throughput Sub-Optimality of MaxWeight," *2018 European Conference on Networks and Communications (EuCNC)*, 2018.
- [20] R. Schoeffauer and G. Wunder, "A Linear Algorithm for Reliable Predictive Network Control," *2018 IEEE Globecom Workshops, GC Wkshps 2018 - Proceedings*, 2019.
- [21] S. Timotheou, G. Zheng, S. Member, C. Masouros, and S. Member, "Exploiting constructive interference for simultaneous wireless information and power transfer in multiuser downlink systems," *IEEE Journal on Selected Areas in Communications*, 2016.
- [22] E. Evdokimova, K. D. Turck, and D. Fiems, "Coupled queues with customer impatience," *Performance Evaluation*, 2018.
- [23] B. Büke and H. Chen, "Stabilizing policies for probabilistic matching systems," *Queueing Systems*, 2015.
- [24] J. . M. Harrison, "Assembly-like Queues," *Journal of Applied Probability*, 1973.
- [25] G. Fayolle and R. Iasnogorodski, "Two coupled processors: The reduction to a Riemann-Hilbert problem," *Zeitschrift für Wahrscheinlichkeitstheorie und Verwandte Gebiete*, 1979.
- [26] S. Borst, M. Jonckheere, and L. Leskelä, "Stability of parallel queueing systems with coupled service rates," *Discrete Event Dynamic Systems: Theory and Applications*, 2008.
- [27] E. De Cuyper, K. De Turck, and D. Fiems, "A Maclaurin-series expansion approach to multiple paired queues," *Operations Research Letters*, 2014.