

# Output-Lifted Learning Model Predictive Control for Flat Systems

Siddharth H. Nair, Ugo Rosolia, Francesco Borrelli

**Abstract**—We propose a Learning Model Predictive Control (LMPC) for difference flat systems performing iterative tasks. This article builds on previous work on LMPC and improves its computational tractability for the class of systems under consideration. We show how to construct a convex safe set in a lifted space of specific outputs called *flat outputs* and its associated convex value function approximation. The convex safe set and convex value function are updated using historical data and those are used to iteratively synthesize predictive control policies. We show that the proposed strategy guarantees recursive constraint satisfaction, asymptotic stability and non-decreasing closed-loop performance at each policy update. Finally, simulation results demonstrate the effectiveness of the proposed strategy on a piecewise affine (PWA) system, bilinear DC motor and kinematic unicycle.

## I. INTRODUCTION

Infinite-horizon optimal control has a long and celebrated history, with the cornerstones laid in the 1950s by Pontryagin [1] and Bellman [2]. The problem involves seeking a control signal that minimizes the cost incurred by a trajectory of a dynamical system over an infinite interval of time. While certain problem settings admit analytical solutions (like unconstrained LQR [3]), the optimal solutions for general nonlinear dynamical systems subject to constraints require the numerical solution of an infinite-dimensional optimization problem, which is intractable even in the discrete-time setting (where the solution is an infinite sequence of control inputs instead of a control input signal).

Model Predictive Control (MPC) [4], [5], [6] is an attractive methodology for tractable synthesis of feedback control of constrained nonlinear discrete-time systems. The control action at every instant requires the solution of a finite-horizon optimal control problem with a suitable constraint and cost on the terminal state of the system. These terminal components are designed so that the system trajectory on application of the control sequence obtained from the finite-horizon problem is feasible for the infinite-horizon problem and with finite cost. This is achieved by constraining the terminal state to lie in a control invariant set with an associated Control Lyapunov function (CLF) [5]. While computation of these sets with an accompanying CLF for nonlinear systems is challenging in general, offline methods for the same have been proposed in [7], [8].

For iterative tasks where the system starts from the same position for every iteration of the optimal control problem,

data from previous iterations may be used to update the MPC design using ideas from Iterative Learning Control (ILC) [9], [10], [11], [12]. In these strategies the goal of the controller is to track a given reference trajectory, and the tracking error from the previous execution is used to update the controller. For control problems where a reference trajectory may be hard to compute, the authors of [13] proposed a reference-free iterative policy synthesis strategy, called Learning Model Predictive Control (LMPC) which iteratively constructs a control invariant terminal set and an accompanying terminal cost function using historical data. These quantities are discrete, therefore the LMPC relies on the solution of a Mixed-Integer Nonlinear Program (MINLP) at each instant for guaranteed stability and constraint satisfaction. We build on [13] and propose a strategy to reduce the computational burden for a class of nonlinear systems by replacing these discrete sets and functions with convex ones while still maintaining safety and performance guarantees.

In this work, we present a LMPC framework for difference flat systems [14] performing a task iteratively. In a nutshell, difference flat systems are a class of nonlinear systems for which the state and input can be reconstructed using a sequence of specific outputs called *flat outputs*. It has been shown that the existence of a flat output is equivalent to the existence of a dynamic feedback linearizing input [15], [16], [17]. The contribution of the paper is twofold. First, we show how to construct convex terminal set and terminal cost for difference flat systems. The key observation we make is that with some mild assumptions, flat systems permit a convex synthesis of the terminal cost on the space of *sequences of flat outputs* which can be used in the MPC optimization problem. As opposed to the discrete formulation of the terminal set and cost in [13] thus requiring solutions to MINLPs, our formulation enables us to solve continuous Nonlinear Programs (NLPs). This can significantly decrease the computational overheads associated with computing the control action at each instant. Second, we show that the revised LMPC strategy in closed-loop ensures *i)* constraint satisfaction *ii)* convergence to equilibrium *iii)* non-decreasing closed-loop system performance across iterations.

The paper is organized as follows. We begin by formally describing the problem we want to solve in Section II along with required definitions. Section IV shows how to construct the terminal set and terminal cost in the flat output space and it introduces the control design. The closed-loop properties are analysed in Section V. Finally, Section VI presents numerical results that illustrate our proposed approach on three examples.

SHN, FB are with the Department of Mechanical Engineering, University of California Berkeley. Email IDs: {siddharth.nair, fborrelli}@berkeley.edu  
UR is with the Department of Mechanical and Civil Engineering, California Institute of Technology. Email ID: urosolia@caltech.edu

## II. PROBLEM FORMULATION

Consider a nonlinear discrete-time system given by the dynamics

$$x_{t+1} = f(x_t, u_t), \quad (1)$$

where  $x_t \in \mathbb{X} \subseteq \mathbb{R}^n$  and  $u_t \in \mathbb{U} \subseteq \mathbb{R}^m$  are the system state and input respectively at time  $t$ . Let  $x_F$  be an unforced equilibrium of (1),  $x_F = f(x_F, 0)$  with  $f(\cdot, 0)$  being continuous at  $x_F$ . In this work, we focus on the class of nonlinear systems called *flat* systems, defined below.

**Definition 1 (Difference Flatness [14], [16]):** Let  $y_t = h(x_t)$  with  $h : \mathbb{X} \rightarrow \mathbb{R}^m$  be the output of system (1). The system (1) is said to be *flat* with respect to  $h(\cdot)$  if  $\exists R \in \mathbb{N}$  and a function  $\mathcal{F} : \mathbb{R}^{m \times R+1} \rightarrow \mathbb{X} \times \mathbb{U}$ , such that any state/input pair  $(x_t, u_t)$  can be uniquely reconstructed from a sequence of outputs  $y_t, \dots, y_{t+R}$

$$(x_t, u_t) = \mathcal{F}([y_t, y_{t+1}, \dots, y_{t+R}]). \quad (2)$$

**Remark 1 ([18]):** For linear discrete-time systems, the above flatness property is equivalent to the system being controllable and strongly observable with flat output  $y_t = Cx_t$ .

**Remark 2:** The definition of difference flatness presented in [14] allows for  $h(\cdot)$  to depend on future inputs as well to accommodate systems with arbitrary relative degree and inherent delays. The approach proposed in this article can be extended to this case as well.

**Assumption 1:** The nonlinear discrete-time system (1) is flat.

Consider the following infinite-horizon constrained optimal control problem for system (1) with initial state  $x_0 = x_S$ ,

$$\begin{aligned} J_{0 \rightarrow \infty}(x_S) &= \min_{u_0, u_1, \dots} \sum_{k=0}^{\infty} c(x_k, u_k) \\ \text{s.t. } & x_{k+1} = f(x_k, u_k), \\ & x_k \in \mathcal{X}, u_k \in \mathcal{U}, \\ & x_0 = x_S, \\ & \forall k \geq 0. \end{aligned} \quad (3)$$

The state constraints  $\mathcal{X}$  and input constraints  $\mathcal{U}$  are described by convex sets, and  $c(\cdot, \cdot)$  is a continuous, convex and positive definite function that is 0 only at the equilibrium,  $c(x_F, 0) = 0$ . Observe that due to continuity and positive definiteness of stage cost  $c(\cdot)$ , a trajectory corresponding to the optimizer of (3) must necessarily have its state converge to  $x_F$ .

We aim to synthesize a state-feedback policy that approximates the solution to the infinite-horizon (and infinite-dimensional) problem (3) such that it captures its most desirable properties: (i) constraint satisfaction (feasibility) and (ii) asymptotic convergence (bounded cost). To tackle the infinite-dimensional nature of the problem, we use MPC which solves finite-horizon versions of (3) at each time step. To ensure that the MPC has the desired properties, we build on the Learning Model Predictive Control (LMPC) [13] framework which solves problem (3) iteratively using historical data. In the next section, we proceed to briefly describe these two techniques.

## III. PRELIMINARIES

### A. Model Predictive Control

Consider the following finite-horizon problem at each time  $t$  from state  $x_t$ .

$$\begin{aligned} J_{t \rightarrow t+N}(x_t) &= \min_{\mathbf{u}_t} Q(x_{N|t}) + \sum_{k=0}^{N-1} c(x_{k|t}, u_{k|t}) \\ \text{s.t. } & x_{k+1|t} = f(x_{k|t}, u_{k|t}), \\ & x_{k|t} \in \mathcal{X}, u_{k|t} \in \mathcal{U}, \\ & x_{N|t} \in \mathcal{X}_f, \\ & x_{0|t} = x_t \\ & \forall k \in \{0, \dots, N-1\} \end{aligned} \quad (4)$$

where  $\mathbf{u}_t = [u_{0|t}, \dots, u_{N-1|t}]$ , the initial condition  $x_0 = x_S$ ,  $\mathcal{X}_f \subseteq \mathcal{X}$  is a control invariant set [4] for the system (1) with associated Control Lyapunov Function (CLF) [5]  $Q(\cdot)$  for the equilibrium  $x_F$  chosen as the terminal cost function. If  $\mathbf{u}_t^* = [u_{0|t}^*, \dots, u_{N-1|t}^*]$  is the minimizer of (4), then the MPC controller is given by

$$u_t = \pi_{\text{MPC}}(x_t) = u_{0|t}^* \quad (5)$$

The control invariant set  $\mathcal{X}_f$  and the CLF  $Q(\cdot)$  are coupled with each other and are critical to ensuring that the MPC policy (5) in closed-loop yields a feasible and stabilizing solution to the infinite-horizon problem (3). Observe that if the optimal cost  $J_{t \rightarrow \infty}^*(x_t) = \sum_{k \geq t} c(x_k^*, u_k^*)$  was known  $\forall t \geq 0$ , setting  $Q(x_{N|t}) = J_{t+N \rightarrow \infty}^*(x_{N|t})$  solves (3) without requiring a terminal constraint  $\mathcal{X}_f$  in (4). The other extreme case is setting  $\mathcal{X}_f = \{x_F\}$  in (4) which would yield a stable and feasible solution without requiring a terminal cost  $Q(\cdot)$ . That being said, computing  $J_{t \rightarrow \infty}^*(\cdot)$  exactly is possible only in trivial cases and setting  $\mathcal{X}_f = \{x_F\}$  may lead to an infeasible optimization problem if  $x_F$  is not reachable from  $x_S$  in  $N$  steps. The goal is to design  $\mathcal{X}_f$  and  $Q(\cdot)$  so that (4) is feasible for all  $t \geq 0$  while capturing the convergence properties of the infinite-horizon optimal control problem.

### B. Learning Model Predictive Control

LMPC iteratively approximates the solution of (3) using the MPC problem (4). At iteration  $j$ , it uses historical data in the form of state-input trajectories from completed iterations  $i \in \{0, 1, \dots, j-1\}$  to construct the terminal set  $\mathcal{X}_f^j$  and terminal cost  $Q(\cdot)$ . Let  $x_t^j$ ,  $u_t^j$  and  $y_t^j$  be the state, input and output of the system respectively at time  $t$ , corresponding to the  $j$ th iteration. At iteration  $j$ , the terminal set  $\mathcal{X}_f^j$  and terminal cost  $Q^{j-1}(\cdot)$  are defined as follows:

$$\mathcal{X}_f^j = \mathcal{S}\mathcal{S}^{j-1} = \bigcup_{i=0}^{j-1} \bigcup_{t \geq 0} \{x_t^i\} \quad (6)$$

$$Q^{j-1}(x) = \begin{cases} \min_{(i,t) \in \mathcal{I}_{j-1}(x)} \sum_{k \geq t} c(x_k^i, u_k^i) & x \in \mathcal{S}\mathcal{S}^{j-1} \\ \infty & x \notin \mathcal{S}\mathcal{S}^{j-1} \end{cases} \quad (7)$$

where  $\mathcal{I}_{j-1}(x) = \{(i, t) | x = x_t^i \in \mathcal{S}\mathcal{S}^{j-1}\}$ . Simply stated, the terminal set is chosen as the collection of states from previous iterations (the safe set  $\mathcal{S}\mathcal{S}^{j-1}$ ) and the terminal cost ( $Q^{j-1}(\cdot)$ ) at these states is the cost of the trajectory obtained

starting from that state. The terminal set is discrete and the terminal cost function is only defined on these discrete states which makes (4) a mixed-integer nonlinear program (MINLP). The computational overhead for computing such MINLP solutions is prohibitive for online, repeated solutions of (4).

We would like to investigate whether the property of difference flatness in definition 1 helps alleviate the combinatorial nature of the optimization problem for more tractable synthesis of feedback control to solve problem (3).

#### IV. LMPC FOR DIFFERENCE FLAT SYSTEMS

In this section we present our LMPC design for difference flat systems. First, we highlight some technical assumptions that we impose on the class of difference flat systems considered. For these systems, we show how to use the stored flat outputs from previous iterations to construct a *convex* safe set in a lifted flat output space. The constructed set is shown to be control invariant in this lifted space and therefore it can be used to guarantee safety in a receding horizon scheme. Afterwards, we construct a *convex* terminal cost in the lifted flat output space and prove that it is a CLF on the constructed set. Finally, we combine these components and present our control design.

##### A. Class of Flat Systems Considered

We work with difference flat systems (Definition 1) that have flat outputs with properties described the following assumption.

*Assumption 2:* The flat output  $h(\cdot)$  and the flat map  $\mathcal{F}(\cdot)$  satisfy the following:

(A) The flat map (2) requires  $R$  and  $R + 1$  outputs for identifying the state and the input, respectively. More formally, we have that

$$x_t = \mathcal{F}_x([y_t, y_{t+1}, \dots, y_{t+R-1}]) \quad (8)$$

$$u_t = \mathcal{F}_u([y_t, y_{t+1}, \dots, y_{t+R}]) \quad (9)$$

(B) The flat map  $\mathcal{F} = (\mathcal{F}_x, \mathcal{F}_u) : \mathbb{R}^{m \times R+1} \rightarrow \mathbb{X} \times \mathbb{U}$  is continuous at  $\mathbf{y}_F = [y_F, \dots, y_F] \in \mathbb{R}^{m \times R+1}$ .

(C) Let  $\mathcal{F}^i : \mathbb{R}^{m \times R+1} \rightarrow \mathbb{R}$  be the  $i$ th component of the flat map  $\mathcal{F} : \mathbb{R}^{m \times R+1} \rightarrow \mathbb{X} \times \mathbb{U} \subset \mathbb{R}^{n+m}$  where  $i = 1, \dots, n + m$ . Then  $\forall i \in \{1, \dots, n + m\}$ , the maps  $\mathcal{F}^i$  are monotonic on any line restriction, i.e.,  $\mathcal{F}^i(t\mathbf{y}_1 + (1 - t)\mathbf{y}_2)$  is monotonic  $\forall \mathbf{y}_1, \mathbf{y}_2 \in \mathbb{R}^{m \times R+1}$ ,  $t \in [0, 1]$ .

The intuition for consideration of outputs in Assumptions 2(A) arises from observing the kinematics of simple mechanical systems, where the kinematics aren't affected explicitly by control. As pointed out in [19], flatness occurs more naturally in mechanical systems in their geometry. Assumption 2(B) is technical, and is required for showing that an optimizer of the infinite-horizon optimal control problem stabilizes the system to  $x_F$ . The following proposition clarifies the need of Assumption 2(C) for constraint satisfaction in the LMPC.

*Proposition 1:* Suppose that  $\mathcal{X} \subset \mathbb{R}^n$  and  $\mathcal{U} \subset \mathbb{R}^m$  are given by box constraints,  $\|D_x x - d_x\|_\infty \leq 1$  and  $\|D_u u - d_u\|_\infty \leq 1$  respectively for some real, constant diagonal

matrices  $D_x, D_u$  and vectors  $d_x, d_u$ . Let  $\{\mathbf{y}^1, \dots, \mathbf{y}^p\}$  be any set of flat output sequences such that  $\mathcal{F}(\mathbf{y}^j) \in \mathcal{X} \times \mathcal{U}$  for each  $j = 1, \dots, p$ . Then if assumption 2(C) holds, we have  $\mathcal{F}(\mathbf{y}) \in \mathcal{X} \times \mathcal{U}$  for any  $\mathbf{y} \in \text{conv}(\{\mathbf{y}^1, \dots, \mathbf{y}^p\})$ .

*Proof:* See Appendix, VIII-A. ■

Assumption 2(C) is equivalent to requiring that each  $\mathcal{F}^i(\cdot)$  is quasiconvex and quasiconcave, and there are sufficient conditions for characterising these functions [20]. In Sections VI-B and VI-C, we see that either may be relaxed depending on the domain of dynamics  $f(\cdot, \cdot)$  which could trivially lower or upper bound the state space or input space. In view of proposition 1, we make the following assumption.

*Assumption 3:* The state constraints  $\mathcal{X} \subset \mathbb{R}^n$  and input constraints  $\mathcal{U} \subset \mathbb{R}^m$  are box constraints,

$$\mathcal{X} = \{\|D_x x - d_x\|_\infty \leq 1\} \quad \mathcal{U} = \{\|D_u u - d_u\|_\infty \leq 1\}$$

for some real, constant diagonal matrices  $D_x, D_u$  and vectors  $d_x, d_u$ .

*Remark 3:* While the monotonicity property is prevalent in literature [21], [22], we impose a *less restrictive* condition by requiring  $\mathcal{F}(\cdot)$  to be monotone instead of  $f(\cdot)$ .

*Remark 4:* If the map  $\mathcal{F}(\cdot)$  is linear-fractional (projective)

$$\mathcal{F}(\mathbf{y}) = \frac{A\mathbf{y} + b}{c^\top \mathbf{y} + d}, \quad c^\top \mathbf{y} + d > 0,$$

then Assumption 3 can be relaxed to requiring  $\mathcal{X}$  and  $\mathcal{U}$  to be any convex set. This follows because linear-fractional functions preserve convexity of sets [20] by mapping the line between any two points in its domain space to a line between the images of the two points.

##### B. Convex Safe Set

At each iteration  $j$ , a sequence of  $R$  outputs is used to build the following matrix

$$\mathbf{y}_t^j = [y_t^j, \dots, y_{t+R-1}^j] \in \mathbb{R}^{m \times R} \quad (10)$$

Note that each  $\mathbf{y}_t^j$  uniquely identifies a state  $x_t^j$  via the map (8),  $\mathcal{F}_x(\mathbf{y}_t^j) = x_t^j$ . We define a successful iteration as one whose corresponding state trajectory converges to  $x_F$  while simultaneously meeting state constraints  $\mathcal{X}$  and input constraints  $\mathcal{U}$ . This implies that a successful iteration corresponds to a feasible trajectory of (3).

For iteration  $j$ , define the *Output Safe Set* as the set of  $\mathbf{y}_t^j$ s corresponding to trajectories from preceding successful iterations (denoted by  $\mathcal{I}_j \subseteq \{0, 1, \dots, j-1\}$ ), i.e.,

$$\mathcal{SS}_{\mathbf{y}}^{j-1} = \bigcup_{i \in \mathcal{I}_j} \bigcup_{k=0}^{\infty} \{\mathbf{y}_k^i\}. \quad (11)$$

Taking the convex hull of this set, we now define the *Convex Output Safe Set*

$$\mathcal{CS}_{\mathbf{y}}^{j-1} = \text{conv}(\mathcal{SS}_{\mathbf{y}}^{j-1}). \quad (12)$$

We now show that the Convex Safe Set  $\mathcal{CS}_{\mathbf{y}}^{j-1}$  is in fact, control invariant in the sense described in the following proposition and in Figure 1.

*Proposition 2:* Under Assumptions 2 and 3, the set  $\mathcal{CS}_{\mathbf{y}}^{j-1}$  defined in (12) is control invariant for the system dynamics

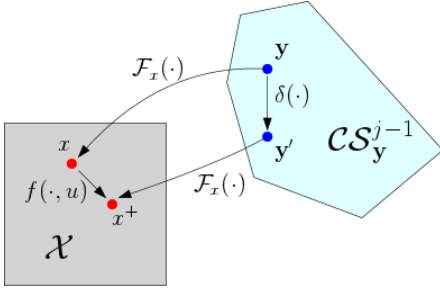


Fig. 1. Illustration of the claim in Proposition 2

(1) subject to state constraints  $\mathcal{X}$  and input constraints  $\mathcal{U}$  in the following sense:

$$\forall \mathbf{y} \in \mathcal{CS}_{\mathbf{y}}^{j-1}, \exists u \in \mathcal{U}, \exists \mathbf{y}' \in \mathcal{CS}_{\mathbf{y}}^{j-1} : \mathcal{F}_x(\mathbf{y}') = f(x, u) \in \mathcal{X} \quad (13)$$

where  $x = \mathcal{F}_x(\mathbf{y}) \in \mathcal{X}$ .

*Proof:* By definition of  $\mathcal{CS}_{\mathbf{y}}^{j-1}$  we have for  $\mathbf{y} \in \mathcal{CS}_{\mathbf{y}}^{j-1}$ ,

$$\mathbf{y} = \sum_{i \in \mathcal{I}_{j-1}} \sum_{t \geq 0} \lambda_t^i \mathbf{y}_t^i, \quad \mathbf{y}_t^i \in \mathcal{SS}_{\mathbf{y}}^{j-1} \subset \mathbb{R}^{m \times R} \quad (14)$$

$$\sum_{i \in \mathcal{I}_{j-1}} \sum_{k \geq 0} \lambda_k^i = 1, \quad \lambda_k^i \geq 0$$

By the definition of  $\mathcal{SS}_{\mathbf{y}}^{j-1}$ , each of the  $\mathbf{y}_t^i$ s in (14) corresponds to a feasible state, meaning  $\mathcal{F}_x(\mathbf{y}_t^i) \in \mathcal{X}$ . Invoking Proposition 1 then gives us,

$$\mathcal{F}_x(\mathbf{y}) = x \in \mathcal{X} \quad (15)$$

Again, the definition of  $\mathcal{SS}_{\mathbf{y}}^{j-1}$  entails  $\mathbf{y}_t^i \in \mathcal{SS}_{\mathbf{y}}^{j-1} \Rightarrow \mathbf{y}_{t+1}^i \in \mathcal{SS}_{\mathbf{y}}^{j-1}$ . We use the flat map to reconstruct the input applied in the  $i$ th iteration at time  $t$  as  $u_t^i = \mathcal{F}_u([y_t^i, y_{t+1}^i, \dots, y_{t+R}^i]) = \mathcal{F}_u([y_t^i, \mathbf{y}_{t+1}^i])$  and note that  $u_t^i \in \mathcal{U}$  for all  $i \in \mathcal{I}_{j-1}$  by the definition of the set  $\mathcal{SS}_{\mathbf{y}}^{j-1}$ . Consider the following control input

$$u = \mathcal{F}_u\left(\sum_{i \in \mathcal{I}_{j-1}} \sum_{t \geq 0} \lambda_t^i [y_t^i, \mathbf{y}_{t+1}^i]\right)$$

$$= \mathcal{F}_u\left(\left[\sum_{i \in \mathcal{I}_{j-1}} \sum_{t \geq 0} \lambda_t^i y_t^i, \sum_{i \in \mathcal{I}_{j-1}} \sum_{t \geq 0} \lambda_t^i \mathbf{y}_{t+1}^i\right]\right)$$

$$= \mathcal{F}_u([y, \mathbf{y}']) \quad (16)$$

where  $y = \sum_{i \in \mathcal{I}_{j-1}} \sum_{t \geq 0} \lambda_t^i y_t^i \in \mathbb{R}^m$  and  $\mathbf{y}' = \sum_{i \in \mathcal{I}_{j-1}} \sum_{t \geq 0} \lambda_t^i \mathbf{y}_{t+1}^i \in \mathbb{R}^{m \times R}$ . Invoking proposition 1 again proves  $u \in \mathcal{U}$ . Also see that

$$\mathbf{y}' = \sum_{i \in \mathcal{I}_{j-1}} \sum_{t \geq 0} \lambda_t^i \mathbf{y}_{t+1}^i \Rightarrow \mathbf{y}' \in \mathcal{CS}_{\mathbf{y}}^{j-1}. \quad (17)$$

Let  $u_2, \dots, u_{R-1} \in \mathbb{R}^m$  be the remaining inputs that generate  $[y, \mathbf{y}'] \in \mathbb{R}^{m \times R+1}$ , i.e.,

$$[y, \mathbf{y}'] = [h(x), h(f(x, u)), h(f^{(2)}(x, u, u_2)), \dots, h(f^{(R-1)}(x, u, \dots, u_{R-1}))] \in \mathbb{R}^{m \times R+1} \quad (18)$$

where  $f^{(k)}(x, u, \dots, u_k) = \underbrace{f(\dots(f(x, u), \dots, u_k))}_{k \text{ times}}$ . Using the map (8) to construct state, we can write

$$\mathcal{F}_x(\mathbf{y}') = \mathcal{F}_x([h(f(x, u)), h(f^{(2)}(x, u, u_2)), \dots, h(f^{(R-1)}(x, u, \dots, u_{R-1}))])$$

$$= f(x, u)$$

where the last equality is true because of the unique correspondence from  $[y_t, \dots, y_{t+R-1}] = [h(x_t), \dots, h(f^{(R-1)}(x_t, u_t, \dots, u_{t+R-1}))]$  to  $x_t$  (Definition 1). Finally, invoking proposition 1 using sequences  $\mathbf{y}_{t+1}^i, \forall i \in \mathcal{I}_{j-1}$  gives us

$$f(x, u) \in \mathcal{X}. \quad (19)$$

The result of proposition 2 is powerful; this allows us to consider the continuous set (12) instead of the discrete set (11) while still retaining the property of control invariance in the space of flat output sequences  $\mathbf{y}$  each corresponding to state-input pairs within constraints. We use this continuous set for our MPC problem in Section IV-D to get a NLP instead of a MINLP.

*Remark 5:* Since  $\mathcal{CS}_{\mathbf{y}}^{j-1}$  is not constructed on the state-space  $\mathbb{X}$  directly, it not control invariant in the usual sense [4]. But consider the forward-time shift operator  $\delta(\cdot, \cdot)$  which defines dynamics on  $\mathcal{CS}_{\mathbf{y}}^{j-1}$  as

$$\mathbf{y}_{t+1} = [y_{t+1}, y_{t+2}, \dots, y_{t+R}]$$

$$= \delta([y_t, y_{t+1}, \dots, y_{t+R-1}], y_{t+R})$$

$$= \delta(\mathbf{y}_t, y_{t+R}) \quad (20)$$

Notice from (17) in the proof of proposition 2 that the set  $\mathcal{CS}_{\mathbf{y}}^{j-1}$  is control invariant on the space of flat output sequences with respect to the dynamics (20),

$$\mathbf{y}_t \in \mathcal{CS}_{\mathbf{y}}^{j-1} \Rightarrow \delta(\mathbf{y}_t, y_{t+R}) = \mathbf{y}_{t+1} \in \mathcal{CS}_{\mathbf{y}}^{j-1}. \quad (21)$$

### C. Convex Terminal Cost

Now we proceed to construct a terminal cost function which approximates the optimal cost-to-go from a state using flat outputs from previous iterations. For some iteration  $i$  and some time  $t$ , we define the cost-to-go for points in  $\mathcal{SS}_{\mathbf{y}}^{j-1}$  as

$$C_t^i = \sum_{k \geq t} C(\mathbf{y}_k^i) \quad (22)$$

where the function  $C(\cdot)$  is convex, continuous and satisfies

$$C(\mathbf{y}_F) = 0, \quad C(\mathbf{y}) \succ 0 \quad \forall \mathbf{y} \in \mathbb{R}^{m \times R} \setminus \{\mathbf{y}_F\}. \quad (23)$$

Observe that since each  $\mathbf{y} \in \mathcal{SS}_{\mathbf{y}}^{j-1}$  corresponds to a unique  $x$  via (8),  $C(\cdot)$  is an implicit function of state. We address the case of input costs in Section V-D. For iteration  $j$ , we use (22) to construct the terminal cost on the convex safe set  $\mathcal{CS}_{\mathbf{y}}^{j-1}$  using Barycentric interpolation ([23], [24]) with tuples  $(\mathbf{y}_t^i, C_t^i), \forall \mathbf{y}_t^i \in \mathcal{SS}_{\mathbf{y}}^{j-1}$ .

$$Q^{j-1}(\mathbf{y}) = \min_{\substack{\lambda_k^i \in [0, 1] \\ \forall i \in \mathcal{I}_{j-1}}} \sum_{i \in \mathcal{I}_{j-1}} \sum_{k \geq 0} \lambda_k^i C_k^i$$

$$\text{s.t.} \quad \sum_{i \in \mathcal{I}_{j-1}} \sum_{k \geq 0} \lambda_k^i \mathbf{y}_k^i = \mathbf{y}, \quad (24)$$

$$\sum_{i \in \mathcal{I}_{j-1}} \sum_{k \geq 0} \lambda_k^i = 1$$

For any  $\mathbf{y} \notin \mathcal{CS}_{\mathbf{y}}^{j-1}$ , we set  $Q^{j-1}(\mathbf{y}) = +\infty$ . The following proposition identifies CLF-like characteristics of the function (24) on the set  $\mathcal{CS}_{\mathbf{y}}^{j-1}$  which we will use to show stability of the proposed controller in Section V.

*Proposition 3:* The cost function  $Q^{j-1}(\cdot)$  satisfies the following properties:

- 1)  $Q^{j-1}(\mathbf{y}_F) = 0$ ,  $Q^{j-1}(\mathbf{y}) \succ 0 \forall \mathbf{y} \in \mathcal{CS}_{\mathbf{y}}^{j-1} \setminus \{\mathbf{y}_F\}$  where  $\mathbf{y}_F = [y_F, \dots, y_F] \in \mathbb{R}^{m \times R}$
- 2)  $Q^{j-1}(\mathbf{y}_{t+1}) - Q^{j-1}(\mathbf{y}_t) \leq -C(\mathbf{y}_t)$ ,  $\forall \mathbf{y}_t \in \mathcal{CS}_{\mathbf{y}}^{j-1}$  where  $\mathbf{y}_{t+1} = \delta(\mathbf{y}_t, y_{t+R})$  as in (20).

*Proof:* 1) First note that  $\mathbf{y} \in \mathcal{CS}_{\mathbf{y}}^{j-1}$  implies that the optimization problem implicit in the definition of  $Q^{j-1}(\cdot)$  is feasible. Also see that since the feasible set is compact (closed subset of countable product of compact sets) and the objective is continuous (linear, in fact), a minimizer exists by Weierstrass' theorem for every  $\mathbf{y} \in \mathcal{CS}_{\mathbf{y}}^{j-1}$ . Thus for any  $\mathbf{y} \in \mathcal{CS}_{\mathbf{y}}^{j-1}$ , we can write  $Q^{j-1}(\mathbf{y}) = \sum_{i \in \mathcal{I}_{j-1}} \sum_{k \geq 0} \lambda_k^{*i} C_k^i$  where the  $\lambda_k^{*i}$ s satisfy the constraints in (24). The definition of cost-to-go  $C_k^i$  in (22) and positive definiteness of  $C(\cdot)$  imply that  $Q^{j-1}(\mathbf{y}) \succ 0 \forall \mathbf{y} \in \mathcal{CS}_{\mathbf{y}}^{j-1} \setminus \{\mathbf{y}_F\}$ . We finish the proof for the first part by observing that  $\mathbf{y}_F \in \mathcal{SS}_{\mathbf{y}}^{j-1} \subset \mathcal{CS}_{\mathbf{y}}^{j-1}$  by definition (11) and so  $Q^{j-1}(\mathbf{y}_F) = 0$ .

2) For any  $\mathbf{y}_t \in \mathcal{CS}_{\mathbf{y}}^{j-1}$ , let  $Q^{j-1}(\mathbf{y}_t) = \sum_{i \in \mathcal{I}_{j-1}} \sum_{k \geq 0} \lambda_k^{*i} C_k^i$  with  $\lambda_k^{*i}$  satisfying the constraints in (24). Observing the linearity of the forward-time shift operator  $\delta(\cdot, \cdot)$ , we have

$$\begin{aligned} \mathbf{y}_{t+1} &= \delta(\mathbf{y}_t, y_{t+R}) \\ &= \delta\left(\sum_{i \in \mathcal{I}_{j-1}} \sum_{k \geq 0} \lambda_k^{*i} \mathbf{y}_k^i, \sum_{i \in \mathcal{I}_{j-1}} \sum_{k \geq 0} \lambda_k^{*i} y_{k+R}^i\right) \\ &= \sum_{i \in \mathcal{I}_{j-1}} \sum_{k \geq 0} \lambda_k^{*i} \delta(\mathbf{y}_k^i, y_{k+R}^i) \\ &= \sum_{i \in \mathcal{I}_{j-1}} \sum_{k \geq 0} \lambda_k^{*i} \mathbf{y}_{k+1}^i. \end{aligned}$$

Thus the same  $\lambda_k^{*i}$ s are also feasible for (24) at  $\mathbf{y}_{t+1}$  and we have

$$\begin{aligned} Q^{j-1}(\mathbf{y}_{t+1}) - Q^{j-1}(\mathbf{y}_t) &\leq \sum_{i \in \mathcal{I}_{j-1}} \sum_{k \geq 0} \lambda_k^{*i} (C_{k+1}^i - C_k^i) \\ &= \sum_{i \in \mathcal{I}_{j-1}} \sum_{k \geq 0} \lambda_k^{*i} (-C(\mathbf{y}_k^i)) \\ &\leq -C\left(\sum_{i \in \mathcal{I}_{j-1}} \sum_{k \geq 0} \lambda_k^{*i} \mathbf{y}_k^i\right) \\ &= -C(\mathbf{y}_t) \end{aligned}$$

The second to last inequality comes from the convexity of  $C(\cdot)$ . This completes the proof of the second part of the proposition. ■

The above proposition shows that  $Q^{j-1}(\cdot)$  is in fact a CLF for the dynamics  $\mathbf{y}_{t+1} = \delta(\mathbf{y}_t, y_{t+R})$  with input  $y_{t+R}$  on the convex output safe set  $\mathcal{CS}_{\mathbf{y}}^{j-1}$ . This is a critical property that we will use for our convergence analysis in section V-B.

#### D. LMPC Feedback Policy

In this section, we show how to use constructions (12) and (24) to design our LMPC policy. Before doing so, as in [13]

we make the following assumption to initialise our recursive construction (7) of  $\mathcal{SS}_{\mathbf{y}}^{j-1}$ .

*Assumption 4:* We are provided with a flat output trajectory  $\{y_t^0\}_{t \geq 0}$  corresponding to a trajectory of system (1) that is feasible for (3) and converges to  $x_F$ .

Using Assumption 4, the Output Safe Set (11) is initialised for  $j = 1$  as  $\mathcal{SS}_{\mathbf{y}}^0 = \bigcup_{t=0}^{\infty} \{\mathbf{y}_t^0\}$  where  $\mathbf{y}_t^0 = [y_t^0, \dots, y_{t+R-1}^0]$ .

At iteration  $j \geq 1$ , we define the terminal cost on the space  $\mathcal{CS}_{\mathbf{y}}^{j-1}$  as  $Q^{j-1}(\cdot)$  and constrain the terminal state as  $x_{N|t} = \mathcal{F}_x(\mathbf{y})$  for  $\mathbf{y} \in \mathcal{CS}_{\mathbf{y}}^{j-1}$ . The stage cost is set as  $C(\cdot)$  which implicitly penalises only state. We address incorporating input costs in Section V-D. Like the forward-shift operator (20), we define the backward-time shift operator as

$$\begin{aligned} \mathbf{y}_t &= [y_t, \dots, y_{t+R-1}] \\ &= \delta^-( [y_{t+1}, y_{t+1}, \dots, y_{t+R}], y_t ) \\ &= \delta^-( \mathbf{y}_{t+1}, y_t ) \end{aligned} \quad (25)$$

Employing these definitions, the LMPC optimization problem is given by

$$\begin{aligned} J_{t \rightarrow t+N}^j(x_t^j) &= \min_{\mathbf{u}_t^j} Q^{j-1}(\mathbf{y}_{N|t}) + \sum_{k=0}^{N-1} C(\mathbf{y}_{k|t}) \\ \text{s.t. } & x_{k+1|t} = f(x_{k|t}, u_{k|t}), \\ & \mathbf{y}_{k|t} = \delta^-(\mathbf{y}_{k+1|t}, h(x_{k|t})) \\ & x_{k|t} \in \mathcal{X}, u_{k|t} \in \mathcal{U}, \\ & x_{N|t} = \mathcal{F}_x(\mathbf{y}_{N|t}), \mathbf{y}_{N|t} \in \mathcal{CS}_{\mathbf{y}}^{j-1}, \\ & x_{0|t} = x_t^j, \\ & \forall k \in \{0, \dots, N-1\} \end{aligned} \quad (26)$$

where the vector  $\mathbf{u}_t^j = [u_{0|t}, \dots, u_{N-1|t}]$  are the decision variables whose optimal solution defines the LMPC control as

$$\mathbf{u}_t^j = \pi_{LMPC}(x_t^j) = \mathbf{u}_0^*. \quad (27)$$

*Remark 6:* The system state at time  $t$ ,  $x_t^j = x_0$  is obtained as follows. Using the flat map (8) and observed outputs  $y_{t-R+1}, \dots, y_t$ , the state  $x_{t-R+1}$  is obtained. The applied inputs  $u_{t-R+1}, \dots, u_{t-1}$  are then used in (1) to get the current state  $x_t^j$ . The LMPC controller (27) is thus implicitly a function of flat output sequence,

$$\mathbf{u}_t^j = \pi_{LMPC}(x_t^j) = \tilde{\pi}_{LMPC}(\mathbf{y}_{t-R+1}^j)$$

#### V. PROPERTIES OF PROPOSED STRATEGY

##### A. Recursive Feasibility

The next theorem and proof establishes the recursive feasibility of optimization problem (26) for system (1) in closed-loop with the LMPC policy (27). We show this by leveraging the recursive definition of  $\mathcal{CS}_{\mathbf{y}}^{j-1}$  and the result of Proposition 2.

*Theorem 1:* Given Assumptions 2 and 4, the optimization problem (26) is recursively feasible for the system (1) in closed-loop with the policy (27) for all iterations  $j \geq 1$  and all time  $t \geq 0$  with  $x_0^j = x_S$ .

*Proof:* Since Assumption 4 holds and  $\mathcal{CS}_{\mathbf{y}}^{j-1} \subseteq \mathcal{CS}_{\mathbf{y}}^j$  by construction, we have a feasible solution to (26) with

Terminal Set and Terminal Cost chosen as (14) and (24) respectively at time  $t = 0$  for any iteration  $j \geq 1$  because the system is restarted at  $x_0^j = x_S$ .

Now for any iteration  $j$ , suppose that the problem (26) is feasible at time  $t$ . Let the state-input trajectory corresponding to the optimal solution be

$$\{(x_{0|t}^*, u_{0|t}^*), (x_{1|t}^*, u_{1|t}^*), \dots, x_{N|t}^*\} \quad (28)$$

with  $x_0^* = x_t^j$ . Applying the LMPC control (27)  $u_t^j = u_{0|t}^*$  to system (1) yields  $x_{t+1}^j = x_{1|t}^*$ . Since (28) is feasible for (26), we have

$$\mathbf{y}_{N|t}^* \in \mathcal{CS}_{\mathbf{y}}^{j-1}, \quad x_{N|t}^* = \mathcal{F}_x(\mathbf{y}_{N|t}^*).$$

From (15) of proposition 2, we have  $x_{N|t}^* \in \mathcal{X}$ . From (13), we have  $\mathcal{CS}_{\mathbf{y}}^{j-1} \ni \mathbf{y}' = \delta(\mathbf{y}_{N|t}^*, y')$  and  $\mathcal{U} \ni \tilde{u} = \mathcal{F}_u([y_{N|t}^*, \mathbf{y}'])$  such that  $\mathcal{F}_x(\mathbf{y}') = f(x_{N|t}^*, \tilde{u})$ . Finally from (19), we have  $f(x_{N|t}^*, \tilde{u}) = \tilde{x} \in \mathcal{X}$ . Now consider the following state-input trajectory

$$\{(x_{1|t}^*, u_{1|t}^*), \dots, (x_{N|t}^*, \tilde{u}), \tilde{x}\} \quad (29)$$

This is feasible for the LMPC problem (26) at time  $t + 1$ . Induction on time  $t$  thus proves the theorem.  $\blacksquare$

### B. Convergence

To establish convergence of the closed-loop trajectories of (1) to the equilibrium  $x_F$ , we first present a lemma that shows that if  $\lim_{t \rightarrow \infty} y_t = y_F$  then  $\lim_{t \rightarrow \infty} x_t = x_F$ . We use the result of this lemma to finally we show that  $\lim_{t \rightarrow \infty} x_t^j = x_F$  in the proof of Theorem 2.

*Lemma 1:* If the trajectory of flat outputs  $\{y_t\}_{t \geq 0}$  for system (1) converges to  $y_F$  then the state trajectory  $\{x_t\}_{t \geq 0}$  converges to  $x_F$ ,

$$\lim_{t \rightarrow \infty} y_t = y_F \Rightarrow \lim_{t \rightarrow \infty} x_t = x_F$$

*Proof:* We sketch the proof of the statement, which proceeds in two steps. First, one can show that

$$\lim_{t \rightarrow \infty} y_t = y_F \Rightarrow \lim_{t \rightarrow \infty} \mathbf{y}_t = [y_F, y_F, \dots, y_F] \in \mathbb{R}^{m \times R}$$

Then the following implication

$$\lim_{t \rightarrow \infty} \mathbf{y}_t = [y_F, y_F, \dots, y_F] \Rightarrow \lim_{t \rightarrow \infty} x_t = x_F \quad (30)$$

follows from continuity of the flat map at  $\mathbf{y} = [y_F, y_F, \dots, y_F]$  (Assumption 2(B)) and the fact that the image of the flat map (8) is unique (Definition 1).  $\blacksquare$

*Theorem 2:* For any iteration  $j \geq 1$ , the system trajectory of (1) in closed-loop with control (27) converges to unforced equilibrium  $x_F$ ,

$$\lim_{t \rightarrow \infty} x_t^j = x_F$$

with  $x_0^j = x_S$ .

*Proof:* At any iteration  $j \geq 1$ , the LMPC problem (26) is time-invariant. This in turn implies that system (1) in closed-loop with the LMPC control (27) is time-invariant and so we simply analyse the LMPC cost function  $J_{0 \rightarrow N}^j(\cdot)$  instead of  $J_{t \rightarrow t+N}^j(\cdot)$ . We adopt the same notation as the proof of theorem 1. Using the feasibility of (29) for the

LMPC problem at time  $t + 1$  and the fact that  $J_{0 \rightarrow N}^j(x_{t+1}^j)$  is the optimal cost of problem (26) at time  $t + 1$ , we get

$$\begin{aligned} J_{0 \rightarrow N}^j(x_{t+1}^j) &\leq Q^{j-1}(\mathbf{y}') + C(\mathbf{y}_{N|t}^*) + \sum_{k=1}^{N-1} C(\mathbf{y}_{k|t}^*) \\ &\leq Q^{j-1}(\mathbf{y}_{N|t}^*) + \sum_{k=1}^{N-1} C(\mathbf{y}_{k|t}^*) \\ &= J_{0 \rightarrow N}^j(x_t^j) - C(\mathbf{y}_t^j) \end{aligned} \quad (31)$$

Recursive feasibility and positive definiteness of  $C(\cdot)$  imply that the sequence  $\{J_{0 \rightarrow N}^j(x_t^j)\}_{t \geq 0}$  is non-increasing. Moreover, positive definiteness of  $Q^{j-1}(\cdot)$  further implies that sequence is lower bounded by 0. Thus the sequence converges to some limit and taking limits on both sides of (31) gives

$$0 \leq \lim_{t \rightarrow \infty} C(\mathbf{y}_t^j) \leq 0 \Rightarrow \lim_{t \rightarrow \infty} C(\mathbf{y}_t^j) = 0$$

Continuity of  $C(\cdot)$  and property (23) further imply that  $\lim_{t \rightarrow \infty} \mathbf{y}_t^j = \mathbf{y}_F$ . Finally using lemma 1 proves our claim,  $\blacksquare$

$$\lim_{t \rightarrow \infty} \mathbf{y}_t^j = \mathbf{y}_F \Rightarrow \lim_{t \rightarrow \infty} x_t^j = x_F$$

### C. Performance Improvement

We conclude our theoretical analysis of the proposed LMPC (27) with the following theorem. We state and prove that the closed-loop costs of system trajectories in closed-loop with the LMPC don't increase with iterations.

*Theorem 3:* The cost of the trajectories of system (1) in closed-loop with the LMPC (27) does not increase with iterations,

$$j_2 > j_1 \Rightarrow J_{0 \rightarrow \infty}^{j_2}(x_S) \leq J_{0 \rightarrow \infty}^{j_1}(x_S)$$

where  $J_{0 \rightarrow \infty}^j(x_S) = C_0^j$ .

*Proof:* The proof follows [13] closely. The cost of the trajectory in iteration  $j - 1$  is given by

$$\begin{aligned} J_{0 \rightarrow \infty}^{j-1}(x_S) &= \sum_{t \geq 0} C(\mathbf{y}_t^{j-1}) \\ &= \sum_{t=0}^{N-1} C(\mathbf{y}_t^{j-1}) + C_N^{j-1} \\ &\geq \sum_{t=0}^{N-1} C(\mathbf{y}_t^{j-1}) + Q^{j-1}(\mathbf{y}_{N|t}^{j-1}) \\ &\geq J_{0 \rightarrow N}^j(x_S) \end{aligned}$$

The second to last inequality comes from the definition of  $Q^{j-1}(\cdot)$  in (24) while the last inequality comes from optimality of problem (26) in the  $j$ th iteration starting from  $x_0^j = x_S$ .

Noting that  $x_S = \mathcal{F}_x(\mathbf{y}_0^j)$ , we use inequality (31) repeatedly to derive

$$\begin{aligned} J_{0 \rightarrow N}^j(x_S) &\geq C(\mathbf{y}_0^j) + J_{0 \rightarrow N}^j(x_1^j) \\ &\geq C(\mathbf{y}_0^j) + C(\mathbf{y}_1^j) + J_{0 \rightarrow N}^j(x_2^j) \\ &\geq \lim_{t \rightarrow \infty} \left( \sum_{k=0}^{t-1} C(\mathbf{y}_k^j) + J_{0 \rightarrow N}^j(x_t^j) \right) \end{aligned}$$

Observe that at  $x_F$ , the cost in (26)  $J_{0 \rightarrow N}^j(x_F) = 0$ . Moreover, continuity of the dynamics (1) and cost  $C(\cdot)$  at

$\mathbf{y}_F$  imply that  $J_{0 \rightarrow N}^j(\cdot)$  at  $x_F$ . Computing the above limit finally gives us

$$J_{0 \rightarrow \infty}^{j-1}(x_S) \geq J_{0 \rightarrow N}^j(x_S) \geq J_{0 \rightarrow \infty}^j(x_S)$$

The desired statement easily follows from above. ■

#### D. Extension for Input Costs

In this section, we show that our framework applies for costs of the form  $c(x, u)$  as well. First, we augment system (1) with input as a state with first-order compensator dynamics to get the *augmented system*

$$\tilde{x}_{t+1} = \begin{bmatrix} x_{t+1} \\ u_{t+1} \end{bmatrix} = \tilde{f}(\tilde{x}_t, z_t) = \begin{bmatrix} f(x_t, u_t) \\ \alpha u_t + \beta z_t \end{bmatrix} \quad (32)$$

with any scalars  $\alpha, \beta \in \mathbb{R}$ . Observe that if (1) is 0-flat with  $y_t = h(x_t)$  and  $(x_t, u_t) = (\mathcal{F}_x(\mathbf{y}_t), \mathcal{F}_u(\mathbf{y}_t, y_{t+R}))$ , then the system (32) is also 0-flat with  $y_t = \tilde{h}(\tilde{x}_t) = h(x_t)$  and

$$\tilde{x}_t = \tilde{\mathcal{F}}_x(\mathbf{y}_t, y_{t+R}) = \begin{bmatrix} \mathcal{F}_x(\mathbf{y}_t) \\ \mathcal{F}_u(\mathbf{y}_t, y_{t+R}) \end{bmatrix} \quad (33)$$

$$\begin{aligned} z_t &= \tilde{\mathcal{F}}_u(\mathbf{y}_t, y_{t+R}, y_{t+R+1}) \\ &= \frac{1}{\beta} (\mathcal{F}_u([\delta(\mathbf{y}_t, y_{t+R}), y_{t+R+1}]) - \alpha \mathcal{F}_u(\mathbf{y}_t, y_{t+R})). \end{aligned} \quad (34)$$

So system (32) clearly satisfies Assumptions 2(A), 2(B). Moreover from (33), we see that  $\tilde{\mathcal{F}}_x(\cdot)$  has the desired monotonicity properties in Assumption 2(C). If Assumption 3 is in place, then  $z_t$  isn't constrained explicitly and so  $\tilde{\mathcal{F}}_u(\cdot)$  need not be monotonic as in Assumption 2(C).

For the augmented system (32), we now define the *Output Safe Set* as

$$\tilde{\mathcal{S}}_{\mathbf{y}}^{j-1} = \bigcup_{i \in \mathcal{I}_j} \bigcup_{k=0}^{\infty} \{[\mathbf{y}_k^i, y_{k+R}^i]\}. \quad (35)$$

Taking the convex hull of this set, we now define the *Convex Output Safe Set*

$$\tilde{\mathcal{C}}\mathcal{S}_{\mathbf{y}}^{j-1} = \text{conv}(\tilde{\mathcal{S}}_{\mathbf{y}}^{j-1}). \quad (36)$$

The cost-to-go is defined on points in  $\tilde{\mathcal{S}}_{\mathbf{y}}^{j-1}$  as

$$\tilde{C}_t^i = \sum_{k \geq t} \tilde{C}(\tilde{\mathbf{y}}_k^i) \quad (37)$$

where  $\tilde{C}(\cdot)$  is a convex, continuous function which satisfies

$$\tilde{C}([\mathbf{y}_F, y_F]) = 0, \quad C(\tilde{\mathbf{y}}) \succ 0, \quad \forall \tilde{\mathbf{y}} \in \mathbb{R}^{m \times R+1} \setminus \{[\mathbf{y}_F, y_F]\}. \quad (38)$$

Unlike  $C(\cdot)$ , the function  $\tilde{C}(\cdot)$  penalises both state and input implicitly via (33). The terminal cost is defined on  $\tilde{\mathbf{y}} \in \tilde{\mathcal{C}}\mathcal{S}_{\mathbf{y}}^{j-1}$  as

$$\begin{aligned} \tilde{Q}^{j-1}(\tilde{\mathbf{y}}) &= \min_{\substack{\lambda_k^i \in [0,1] \\ \forall i \in \mathcal{I}_{j-1}}} \sum_{i \in \mathcal{I}_{j-1}} \sum_{k \geq 0} \lambda_k^i \tilde{C}_k^i \\ \text{s.t.} \quad &\sum_{i \in \mathcal{I}_{j-1}} \sum_{k \geq 0} \lambda_k^i [\mathbf{y}_k^i, y_{k+R}^i] = \tilde{\mathbf{y}}, \\ &\sum_{i \in \mathcal{I}_{j-1}} \sum_{k \geq 0} \lambda_k^i = 1 \end{aligned} \quad (39)$$

With these revised definitions, all our results in Sections IV and V still apply for system (32).

## VI. NUMERICAL EXAMPLES

In this section, we first present results on three numerical experiments: (VI-A) PWA system, (VI-B) Bilinear DC Motor and (VI-C) Kinematic unicycle. In each of these examples, we outline the system model, the associated flat maps and the components of the constrained optimal control problem. Each example also contains numerical results of system trajectories and discussion on system performance when using the LMPC (27).

### A. PWA System

We implement the proposed framework on the following Piecewise Affine (PWA) system:

$$x_{k+1} = \begin{cases} \begin{bmatrix} 1 & 0.2 \\ 0 & 1 \end{bmatrix} x_k + \begin{bmatrix} 0 \\ 1 \end{bmatrix} u_k & \text{if } [1 \ 0]x_k \leq -2 \\ \begin{bmatrix} 1 & 0.2 \\ 0.5 & 1 \end{bmatrix} x_k + \begin{bmatrix} 0 \\ 1 \end{bmatrix} u_k + \begin{bmatrix} 0 \\ 1 \end{bmatrix} & \text{if } [1 \ 0]x_k \geq -2 \end{cases} \quad (40)$$

The flat output and associated flat maps are given by

$$y_k = [1 \ 0] x_k \quad (41)$$

$$\mathcal{F}_x(y_k, y_{k+1}) = \begin{bmatrix} 1 & 0 \\ -5 & 5 \end{bmatrix} \begin{bmatrix} y_k \\ y_{k+1} \end{bmatrix} \quad (42)$$

$$\mathcal{F}_u(y_k, y_{k+1}, y_{k+2}) = \begin{cases} \begin{bmatrix} 5 & -10 & 5 \end{bmatrix} \begin{bmatrix} y_k \\ y_{k+1} \\ y_{k+2} \end{bmatrix} & \text{if } y_k \leq -2 \\ \begin{bmatrix} 4.5 & -10 & 5 \end{bmatrix} \begin{bmatrix} y_k \\ y_{k+1} \\ y_{k+2} \end{bmatrix} - 1 & \text{if } y_k \geq -2 \end{cases} \quad (43)$$

The map in (42) is linear and the map in (43) is monotonic and continuous. The state and input constraints are given by  $\mathcal{X} = [-5, 0] \times [0, 6]$ ,  $\mathcal{U} = [-10, 2]$ . In order to drive the system from the initial condition  $x_S = [-5, 0]$  to the origin, we minimize the sum of convex stage costs  $C(\mathbf{y}_k) = 5(y_k^2 + y_{k+1}^2) = x_k^\top \begin{bmatrix} 10 & 1 \\ 1 & 5 \end{bmatrix} x_k$  over a prediction horizon  $N = 3$ . The terminal set and terminal cost are constructed as (12) and (24) respectively. The dynamics (40) are posed as constraints in the optimization problem (26) using the Big-M formulation [25] for a prediction horizon  $N = 3$ . The resulting problem is a MIQP with  $2N = 6$  binary variables which we solve using GUROBI. Note that for the same problem, the formulation in [13] would have required  $6 + |\mathcal{S}\mathcal{S}^{j-1}|$  binary variables where  $|\mathcal{S}\mathcal{S}^{j-1}|$  is the number of points in the Safe Set (7) at iteration  $j$ . At iterations  $j = 1, 5, 9$  of this example, the Safe Set (7) had  $|\mathcal{S}\mathcal{S}^0| = 32$  points,  $|\mathcal{S}\mathcal{S}^4| = 73$ ,  $|\mathcal{S}\mathcal{S}^8| = 113$  points respectively.

We see that the proposed controller successfully steers the PWA system (40) to the origin (Figure 2), while meeting state constraints and input constraints. The trajectory costs  $J_{0 \rightarrow \infty}^j = \sum_{k \geq 0} C(\mathbf{y}_k^j)$  are non-increasing with iteration  $j$  as is evident in Table I.

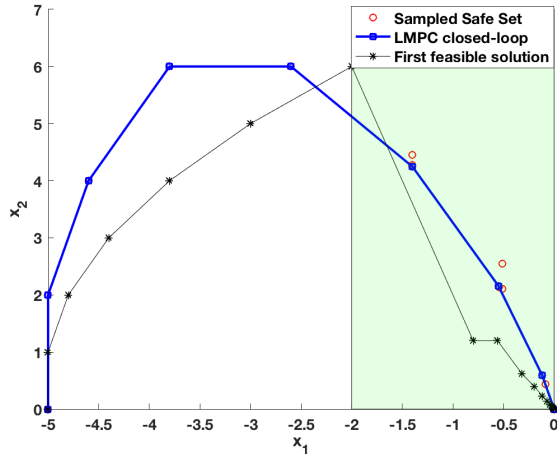


Fig. 2. Closed loop realization for system (40) with LMPC. The coloured portion of the state space represents the mode  $x_1 \geq -2$ . The final trajectory is indicated in blue.

Iteration	0	1	2	3	4
Cost $\times 10^{-2}$	6.5831	5.0300	5.0209	5.0159	5.0156
Iteration	5	6	7	8	9
Cost $\times 10^{-2}$	5.0156	5.0156	5.0156	5.0156	5.0156

TABLE I

ITERATION COSTS FOR SYSTEM (40) IN CLOSED-LOOP WITH LMPC (27).

### B. Bilinear System- DC motor control

Consider the following bilinear model of a DC motor

$$x_{k+1} = Ax_k + u_{1k}Bx_k + u_{2k} \begin{bmatrix} \frac{dt}{L_a} \\ 0 \\ 0 \end{bmatrix} \quad (44)$$

where

$$A = \begin{bmatrix} 1 - \frac{dt R_a}{L_a} & 0 & 0 \\ 0 & 1 & dt \\ 0 & 0 & 1 - \frac{dt D}{J} \end{bmatrix}, B = \begin{bmatrix} 0 & 0 & -\frac{K_y dt}{L_a} \\ 0 & 0 & 0 \\ \frac{K_y dt}{J} & 0 & 0 \end{bmatrix}$$

The state  $x = [I \ \theta \ \omega]^\top$  comprises the armature current, motor angle and angular velocity, with inputs being field current  $u_1$  and armature voltage  $u_2$ . The sampling period  $dt$  is set to 0.01 s and the other system parameters are taken from [26]. The flat output and associated flat maps are given by

$$y_k = \begin{bmatrix} 1 & 0 & 0 \\ 0 & 1 & 0 \end{bmatrix} x_k = \begin{bmatrix} I_k \\ \theta_k \end{bmatrix} \quad (45)$$

$$\mathcal{F}_x(y_k, y_{k+1}) = \begin{bmatrix} 1 & 0 & 0 & 0 \\ 0 & 1 & 0 & 0 \\ 0 & \frac{1}{dt} & 0 & \frac{1}{dt} \end{bmatrix} \begin{bmatrix} y_k \\ y_{k+1} \end{bmatrix} = \begin{bmatrix} I_k \\ \theta_k \end{bmatrix} \quad (46)$$

$$\mathcal{F}_u(y_k, y_{k+1}, y_{k+2}) = \begin{bmatrix} u_{1k} \\ u_{2k} \end{bmatrix} \quad (47)$$

$$u_{1k} = \frac{[0 \quad \frac{1}{dt}] (y_{k+2} + (1 - \frac{dt D}{J}) y_k - (2 - \frac{dt D}{J}) y_{k+1})}{[\frac{K_y dt}{J} \quad 0] y_k}$$

$$u_{2k} = [\frac{L_a}{dt} \quad 0] (y_{k+1} - (1 - \frac{dt R_a}{L_a}) y_k) + [0 \quad K_y u_{1k}] (y_{k+2} - y_{k+1}) \quad (48)$$

The map in (46) is linear and the map in (47) is continuous and linear-fractional for  $I_k > 0$ . The state and input constraints are given by  $\mathcal{X} = [0, 5] \times \mathbb{R} \times [-10, 10]$ ,  $\mathcal{U} = [-5, 5] \times \mathbb{R}$ . For tracking the set-point  $\omega = 6.0$  rad/s, we minimize the sum of convex stage costs  $c(x_k, u_k) = 20(\omega_k - 6)^2 + 20(I_k - I^*)^2 + (u_{1k} - u_1^*)^2$  where  $I^*, u_1^*$  are the equilibrium armature and field current obtained from  $\mathcal{SS}_y^0$ . Using the augmented system formulation in Section V-D, we use stage cost  $\tilde{C}(\tilde{y}_k) = 20([0 \ 0 \ 1] \mathcal{F}_x(\tilde{y}_k) - 6)^2 + 20([1 \ 0 \ 0] \mathcal{F}_x(\tilde{y}_k) - I^*)^2 + ([1 \ 0] \mathcal{F}_u(\tilde{y}_k) - u_1^*)^2$  in (26) with prediction horizon  $N = 5$ . It is convex because (46) is linear and (47) is linear-fractional (and hence, monotonic [20]). The optimization problem (26) with the terminal set and terminal cost constructed as in (12) and (24) respectively is a NLP, solved using fmincon in MATLAB.

In Figure 3, we see that closed-loop system (44) successfully tracks the desired set-point while meeting state constraints and input constraints (Figure 4). The trajectory costs  $J_{0 \rightarrow \infty}^j = \sum_{k \geq 0} \tilde{C}(\tilde{y}_k^j)$  are non-increasing with iteration  $j$  as is evident in Table II.

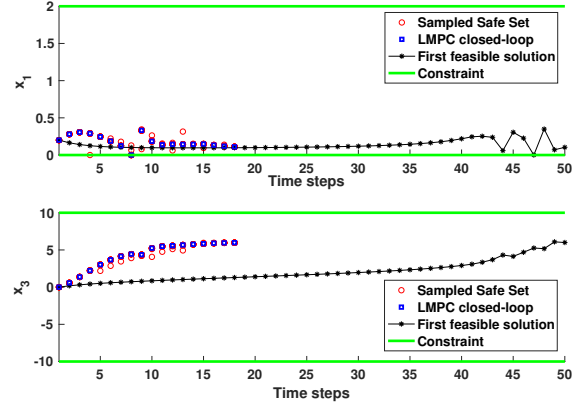


Fig. 3. Armature current and angular velocity trajectories in closed-loop with LMPC (27). The final trajectory is indicated in blue.

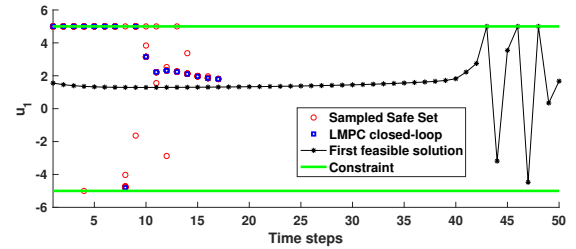


Fig. 4. Field current applied over time across iterations

### C. Kinematic Unicycle

Consider the following kinematic unicycle model with state  $x_k = [X_k \ Y_k \ \theta_k]^\top$ , controls  $u_k = [v_k \ w_k]^\top$  and discretization step  $dt = 0.1$  s

$$\begin{bmatrix} X_{k+1} \\ Y_{k+1} \\ \theta_{k+1} \end{bmatrix} = \begin{bmatrix} X_k \\ Y_k \\ \theta_k \end{bmatrix} + dt \begin{bmatrix} v_k \cos(\theta_k) \\ v_k \sin(\theta_k) \\ w_k \end{bmatrix} \quad (49)$$



Iteration	0	1	2	3	4
Cost $\times 10^{-4}$	1.7801	0.3138	0.2653	0.2653	0.2643
Iteration	5	6	7	8	9
Cost $\times 10^{-4}$	0.2643	0.2643	0.2643	0.2643	0.2643

TABLE II

ITERATION COSTS FOR SYSTEM (44) IN CLOSED-LOOP WITH LMPC (27).

The flat output  $y_k$  and associated flat maps are given by

$$y_k = \begin{bmatrix} X_k \\ Y_k \end{bmatrix} \quad (50)$$

$$\mathcal{F}_x(y_k, y_{k+1}) = \begin{bmatrix} \tan^{-1} \left( \frac{\begin{bmatrix} 0 & 1 \\ 1 & 0 \end{bmatrix} (y_{k+1} - y_k)}{\begin{bmatrix} 1 & 0 \\ 0 & 1 \end{bmatrix} (y_{k+1} - y_k)} \right) \end{bmatrix} \quad (51)$$

$$\mathcal{F}_u(y_k, y_{k+1}, y_{k+2}) = \begin{bmatrix} v_k \\ w_k \end{bmatrix} \quad (52)$$

$$v_k = \frac{1}{dt} \|y_{k+1} - y_k\|_2 \quad (53)$$

$$w_k = \begin{bmatrix} 0 & 0 & \frac{1}{dt} \end{bmatrix} (\mathcal{F}_x(y_{k+1}, y_{k+2}) - \mathcal{F}_x(y_k, y_{k+1}))$$

From (51), we see that  $\mathcal{F}_x(\cdot)$  is linear in its first two components and monotonic in the third component (composition of monotonic and quasilinear map [20]). For speed input  $v_k$ , (52) is quasiconvex and doesn't require quasiconcavity (speed is always positive). The state and input constraints are given by  $\mathcal{X} = \{(x, y) \in \mathbb{R}^2 | (x \geq 0) \wedge (y \leq 10) \wedge (x - y \leq 2)\} \times [-\frac{\pi}{2}, \frac{\pi}{2}]$ ,  $\mathcal{U} = [0, 5] \times \mathbb{R}$ . To steer the unicycle to the position (5, 10), we minimize the sum of convex stage costs  $c(x_k, u_k) = 20(X_k - 5)^2 + 20(Y_k - 10)^2 + v_k^2$ . Using the augmented system formulation in Section V-D, we use stage cost  $\tilde{C}(\tilde{y}_k) = 20\|y_k - [5 \ 10]^T\|_2^2 + \|[1 \ 0]\mathcal{F}_u(\tilde{y}_k)\|_2^2$  over a prediction horizon  $N = 5$  in (26). This cost is convex in  $\tilde{y}$  because of quasiconvexity of (52). The optimization problem (26) with the terminal set and terminal cost constructed as in (12) and (24) respectively is a NLP, solved using fmincon in MATLAB.

We see that the proposed controller successfully steers the unicycle (49) to the position (5, 10) (Figure 5), while meeting state constraints and input constraints (Figure 6). The trajectory costs  $J_{0 \rightarrow \infty}^j = \sum_{k \geq 0} \tilde{C}(\tilde{y}_k^j)$  are non-increasing with iteration  $j$  as is evident in Table III.

Iteration	0	1	2	3	4
Cost $\times 10^{-4}$	6.4931	2.8536	2.8088	2.7301	2.6944
Iteration	5	6	7	8	9
Cost $\times 10^{-4}$	2.6624	2.5695	2.4971	2.4515	2.4343

TABLE III

ITERATION COSTS FOR SYSTEM (49) IN CLOSED-LOOP WITH LMPC (27).

## VII. CONCLUSION

We have proposed a revised formulation of Learning Model Predictive Control for difference flat systems performing iterative tasks. We showed that for a certain class of

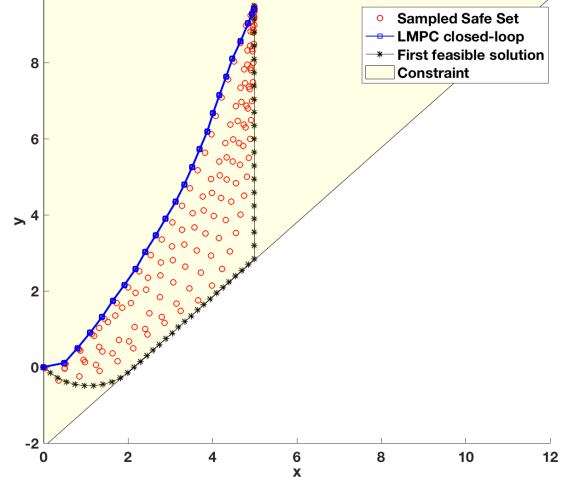


Fig. 5. Unicycle (49) trajectories in closed-loop with LMPC. The final trajectory is indicated in blue.

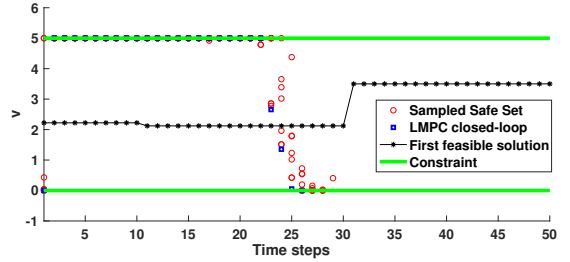


Fig. 6. Speed profile over time across iterations. The final trajectory (blue) reaches (5, 10) the fastest.

difference flat systems, we can solve infinite-horizon constrained optimal control problems by planning in the space of flat output sequences. A recursively-feasible, stabilizing LMPC strategy was proposed via the construction of a convex control invariant set and an accompanying CLF on this space of flat output sequences using historical data.

## ACKNOWLEDGEMENT

We would like to thank Koushil Sreenath for helpful discussions.

## REFERENCES

- [1] V. Boltyanskiy, R. V. Gamkrelidze, and L. Pontryagin, "Theory of optimal processes," tech. rep., JOINT PUBLICATIONS RESEARCH SERVICE ARLINGTON VA, 1961.
- [2] R. Bellman, "The theory of dynamic programming," tech. rep., Rand corp santa monica ca, 1954.
- [3] H. Kwakernaak and R. Sivan, *Linear optimal control systems*, vol. 1. Wiley-interscience New York, 1972.
- [4] F. Borrelli, A. Bemporad, and M. Morari, *Predictive control for linear and hybrid systems*. Cambridge University Press, 2017.
- [5] D. Q. Mayne, J. B. Rawlings, C. V. Rao, and P. O. Scokaert, "Constrained model predictive control: Stability and optimality," *Automatica*, vol. 36, no. 6, pp. 789–814, 2000.
- [6] R. Findeisen and F. Allgöwer, "An introduction to nonlinear model predictive control," in *21st Benelux meeting on systems and control*, vol. 11, pp. 119–141, Technische Universiteit Eindhoven Veldhoven Eindhoven, The Netherlands, 2002.

- [7] L. Fagiano and A. R. Teel, “Generalized terminal state constraint for model predictive control,” *Automatica*, vol. 49, no. 9, pp. 2622–2631, 2013.
- [8] M. Korda, D. Henrion, and C. N. Jones, “Convex computation of the maximum controlled invariant set for discrete-time polynomial control systems,” in *52nd IEEE Conference on Decision and Control*, pp. 7107–7112, IEEE, 2013.
- [9] D. A. Bristow, M. Tharayil, and A. G. Alleyne, “A survey of iterative learning control,” *IEEE Control Systems*, vol. 26, no. 3, pp. 96–114, 2006.
- [10] K. S. Lee and J. H. Lee, “Model predictive control for nonlinear batch processes with asymptotically perfect tracking,” *Computers & Chemical Engineering*, vol. 21, pp. S873–S879, 1997.
- [11] J. R. Cueli and C. Bordons, “Iterative nonlinear model predictive control. stability, robustness and applications,” *Control Engineering Practice*, vol. 16, no. 9, pp. 1023–1034, 2008.
- [12] X. Liu and X. Kong, “Nonlinear fuzzy model predictive iterative learning control for drum-type boiler-turbine system,” *Journal of Process Control*, vol. 23, no. 8, pp. 1023–1040, 2013.
- [13] U. Rosolia and F. Borrelli, “Learning model predictive control for iterative tasks. a data-driven control framework,” *IEEE Transactions on Automatic Control*, vol. 63, no. 7, pp. 1883–1896, 2017.
- [14] P. Guillot and G. Millerioux, “Flatness and submersivity of discrete-time dynamical systems,” *IEEE Control Systems Letters*, vol. 4, no. 2, pp. 337–342, 2019.
- [15] A. K. U. Kotta *et al.*, “On flatness of discrete-time nonlinear systems,” in *Nonlinear Control Systems*, vol. 9, pp. 588–593, 2013.
- [16] B. Kolar, M. Schöberl, and J. Diwold, “Differential-geometric decomposition of flat nonlinear discrete-time systems,” *arXiv preprint arXiv:1907.00596*, 2019.
- [17] E. Aranda-Bricaire, Ü. Kotta, and C. Moog, “Linearization of discrete-time systems,” *SIAM Journal on Control and Optimization*, vol. 34, no. 6, pp. 1999–2023, 1996.
- [18] S. Z. Yong, B. Paden, and E. Frazzoli, “Computational methods for mimo flat linear systems: Flat output characterization, test and tracking control,” in *2015 American Control Conference (ACC)*, pp. 3898–3904, IEEE, 2015.
- [19] R. M. Murray, “Nonlinear control of mechanical systems: A lagrangian perspective,” *Annual Reviews in Control*, vol. 21, pp. 31–42, 1997.
- [20] S. Boyd and L. Vandenberghe, *Convex optimization*. Cambridge university press, 2004.
- [21] D. Angeli and E. D. Sontag, “Monotone control systems,” *IEEE Transactions on automatic control*, vol. 48, no. 10, pp. 1684–1698, 2003.
- [22] L. Yang, O. Mickelin, and N. Ozay, “On sufficient conditions for mixed monotonicity,” *IEEE Transactions on Automatic Control*, vol. 64, no. 12, pp. 5080–5085, 2019.
- [23] C. N. Jones and M. Morari, “Polytopic approximation of explicit model predictive controllers,” *IEEE Transactions on Automatic Control*, vol. 55, no. 11, pp. 2542–2553, 2010.
- [24] U. Rosolia and F. Borrelli, “Learning model predictive control for iterative tasks: A computationally efficient approach for linear system,” *IFAC-PapersOnLine*, vol. 50, no. 1, pp. 3142–3147, 2017.
- [25] T. Marcucci and R. Tedrake, “Mixed-integer formulations for optimal control of piecewise-affine systems,” in *Proceedings of the 22nd ACM International Conference on Hybrid Systems: Computation and Control*, pp. 230–239, 2019.
- [26] M. Korda and I. Mezić, “Linear predictors for nonlinear dynamical systems: Koopman operator meets model predictive control,” *Automatica*, vol. 93, pp. 149–160, 2018.

## VIII. APPENDIX

### A. Proof of Proposition 1

Before proving the statement, we first prove the following auxiliary property that is granted by Assumption 2(C):

$$\mathcal{F}^i(\mathbf{y}) \in [\min_{k=1,\dots,p} \mathcal{F}^i(\mathbf{y}^k), \max_{k=1,\dots,p} \mathcal{F}^i(\mathbf{y}^k)] \\ \forall i = 1, \dots, n + m$$

We proceed using induction on  $p$ , the number of points in the set. For  $p = 2$ , the property follows trivially by the

definition of monotonicity of  $\mathcal{F}^i(\cdot)$  along the line joining  $\mathbf{y}^1$  and  $\mathbf{y}^2$ . Suppose the property is true for  $p - 1$ , i.e.,

$$\mathcal{F}^i(\mathbf{y}) \in [\min_{k=1,\dots,p-1} \mathcal{F}^i(\mathbf{y}^k), \max_{k=1,\dots,p-1} \mathcal{F}^i(\mathbf{y}^k)] \\ \forall i = 1, \dots, n + m$$

Adding an additional point in the set, and writing  $\text{conv}(\{\mathbf{y}^1, \dots, \mathbf{y}^p\}) \ni \mathbf{y} = \lambda \mathbf{y}^p + (1 - \lambda) \mathbf{y}'$  for some  $\lambda \in [0, 1]$  and  $\mathbf{y}' \in \text{conv}(\{\mathbf{y}^1, \dots, \mathbf{y}^{p-1}\})$ . Using the property for  $p = 2$ , we have

$$\mathcal{F}^i(\mathbf{y}) \in [\min(\mathcal{F}^i(\mathbf{y}^p), \mathcal{F}^i(\mathbf{y}')), \max(\mathcal{F}^i(\mathbf{y}^p), \mathcal{F}^i(\mathbf{y}'))] \\ \forall i = 1, \dots, n + m$$

Using the truth of property for  $p - 1$  we have for all  $i = 1, \dots, n + m$

$$\min_{k=1,\dots,p} \mathcal{F}^i(\mathbf{y}^k) \leq \min(\mathcal{F}^i(\mathbf{y}^p), \mathcal{F}^i(\mathbf{y}')) \\ \max(\mathcal{F}^i(\mathbf{y}^p), \mathcal{F}^i(\mathbf{y}')) \leq \max_{k=1,\dots,p} \mathcal{F}^i(\mathbf{y}^k) \\ \Rightarrow \mathcal{F}^i(\mathbf{y}) \in [\min_{k=1,\dots,p} \mathcal{F}^i(\mathbf{y}^k), \max_{k=1,\dots,p} \mathcal{F}^i(\mathbf{y}^k)]$$

The property thus holds true for  $p$  as well and induction helps us conclude that this holds for any  $p \geq 1$ . Since each  $\mathcal{F}(\mathbf{y}^k) \in \mathcal{X} \times \mathcal{U}$  and the sets  $\mathcal{X} \times \mathcal{U}$  are defined by box constraints, this implies that

$$\mathcal{F}(\mathbf{y}) \in \mathcal{X} \times \mathcal{U} \quad \forall \mathbf{y} \in \text{conv}(\{\mathbf{y}^1, \dots, \mathbf{y}^p\})$$

■