

A Resource Allocation and Coordinated Transmission Scheme for Large Cellular Networks

Jing Li and Dongning Guo

Department of Electrical Engineering and Computer Science

Northwestern University, Evanston, IL, 60208

Abstract

With the increasing number of user equipment (UE) and data demands, denser access points (APs) are being employed. Resource allocation problems have been extensively researched with interference treated as noise. It is well understood that the overall spectral efficiency can be significantly improved if multiple terminals coordinate their transmissions either coherently or non-coherently. The focus of this paper is to study how to select pairs of APs for coordination and allocate resources accordingly. An optimization problem is formulated to maximize the network utility function by optimizing AP pairing, spectrum allocation, user association, and power management in a flexible manner. A scalable and efficient algorithm is proposed based on iterative scheme pursuit and fractional programming. Numerical results demonstrate substantial gains in the network utility due to coordinated transmission in a network of 128 APs and 384 UE.

I. INTRODUCTION

With dramatically increasing traffic needs, increasingly denser access points have been deployed. Interference has become one of the most important barriers to system capacity. 3GPP has introduced coordinated transmission since Release 11 [1] to mitigate the effect or even make use of interference. It is shown that coordinated transmission provides possibility for further system gain, especially for cell edge users [2] [3].

However, coordinated transmission is still an immature technique, many challenges need to be addressed before it can play a significant role in practice. An important problem to settle is the flexible formation of clusters. In LTE standards, several static cell-clustering strategies with low complexity have been proposed [2]. However, investigation shows the performance gain based on these clustering strategies and

non-coherent coordinated transmission is still relatively small, depending largely on AP deployment and traffic load [4]. Beyond static clustering, self-organizing networks (SON) standard and adaptive mobile-station-aware clustering concept are also proposed [5]. In these strategies, APs are clustered around UEs based on their geographical position. Interference inside the cluster is decreased, but the interference caused to APs outside the cluster are not considered. This leads to possibly local and unstable benefits.

In this paper, our strategy is limited to pairwise coordinated transmission. Only cooperation between 2 APs is allowed. Compared with coordinated transmission among many APs, this strategy is easier to implement. Analysis shows pairwise cooperation enhances system performance [6].

Besides AP coordination, other important resource management decisions include spectrum allocation, user association and power management. Under the conventional fixed spectrum assignment policy, a significant amount of the spectrum remains unused [7]. To use spectrum more efficiently, opportunistic dynamic spectrum allocation methods are discussed [8] [9]. Schemes based on game theory [10]–[13] or optimization [14] [15] are also well explored. However, the maximum spectrum flexibility or utilization is hard to achieve. In most formulations, subbands are predefined, APs can not dynamically split the spectrum according to UE's traffic demand or the channel state. Also, distributed methods are proposed to allocate spectrum at the expense of optimal solution. User association is also a challenging problem in wireless network. In practice, users are associated to the AP with maximum reference SINR. As for power management, proper assignments not only save power but also avoid unnecessary interference. Numerous power saving models have been proposed [16]–[18]. However, power management problems are often non-convex. Their solutions are either computationally expensive or far from optimal.

For resource allocation problems, Zhou and Guo proposed an algorithm [19] which jointly optimize spectrum allocation, user association and power management efficiently. Based on their work, this paper introduced virtual APs and formulate problems focusing on coordinated transmission. Our work seeks for the best AP pairing arrangements and the resources allocated to them. To achieve larger utilization, AP pairs are formed with large flexibility. Any pair of APs can choose to cooperate with each other as long as they have some UE to serve in common. Different pairing schemes can be adopted on different subbands.

In our proposed algorithms, fractional programming proposed by Shen and Yu [20] [21] plays an important role. The original problem is hard to solve due to non-convexity and the large number of continuous/integer variables. Then, we proved that the optimal utility can be attained by partitioning the entire spectrum into limited number of subbands, where the transmission power and cooperation scheme of all APs are constant on each subband. So, the key is to find these constant schemes and allocate proper amount of spectrum to them. With fractional programming, we are able to find new schemes efficiently

by close-form iterations.

Another feature of our model is traffic-awareness. Many previous models emphasize only on service rate, and will not make adjustments as traffic changes. We define the network utility function to be the average sojourn time of all packets, where the resource allocation and coordinated transmission scheme can adapt to different traffic conditions. Notice that although this paper focuses on the quality of service, our theorems and algorithms still hold for any concave network utility function like sum rate, log sum rate, or the max-min rate.

The main contributions of this paper include:

- To the best of our knowledge, this is the first formulation that incorporates spectrum allocation, user association, power management and coordinated transmission simultaneously.
- Coordinated AP pairings are decided with high flexibility. In previous papers, APs are clustered according to their geographical position. In this work, we provide network-wide solutions. APs can cooperate with the most beneficial ones, instead of the nearest ones. The pairing policy considers not only the involving APs' spectral efficiency gain, but also their interference to their neighbors.
- Based on [19], we prove the optimal utility can be attained by a piecewise-constant resource allocation policy.
- This optimization problem is solved fast and efficiently for relatively large networks. In seeking a new resource allocation and coordinated transmission scheme, we develop an algorithm which is close-form and guarantees to converge based on fractional programming [20] [21]. It fits to relatively large networks with 128 APs and 384 UE.

The remainder of this paper is organized as follows. Section II introduces the basic resource allocation model without coordinated transmission. Section III introduces non-coherent and coherent coordinated transmission, and includes them into problem formulation. In section IV, we reformulate and simplify the problem. Algorithms based on Fractional Programming are proposed. Section V gives numerical results. Section VI concludes this paper. Proofs are provided in Appendix A.

II. A BASIC MODEL WITHOUT COORDINATED TRANSMISSION

A. Links and Resources

Consider a network with n APs, k UEs, and a central controller. The central controller allocate resources and coordinate transmission on a moderate timescale. The timescale is conceived to be in the order of seconds in today's networks. On this timescale, the controller can keep track of the (time-averaged) channel state information (CSI) and UE traffic demands. Let the total bandwidth be W Hz. Although channels are generally frequency selective, it is fair to assume that the spectrum resource is homogeneous

on the timescale of interest, i.e., all hertz of spectrum are interchangeable.¹ Denote the link from AP i to UE j as $i \rightarrow j$, and its gain $g_{i \rightarrow j}$, which is flat over frequency.

In a large network, usually a UE is only served by some nearby APs due to path loss and interference. Let $N = \{1, 2, \dots, n\}$ describe the set of AP indexes, $K = \{1, 2, \dots, k\}$ describe the set of UE indexes. We define UE j 's neighborhood as a subset of APs that can possibly serve it. The signal-to-noise ratio of these APs should be sufficiently high and above a threshold ξ .

$$A_j = \left\{ i \mid i \in N, \frac{g_{i \rightarrow j} P_{\max}}{n_0} \geq \xi \right\}. \quad (1)$$

where n_0 is the PSD of white Gaussian noise. UE j treats all APs outside A_j as noise. Since in practice a UE is usually served by a limited number of APs, it is fair to assume that the size of neighborhoods is upper bounded by a constant B . Also, due to physical or regulatory reasons, there is a peak power constraint for links. Let P_{\max} denote each link's maximum possible transmission power.

$$0 \leq p_{i \rightarrow j}(f) \leq P_{\max}, \quad \forall j \in K, i \in A_j, f \in [0, W]. \quad (2)$$

We consider highly flexible resource allocation, where an AP may serve any UE at any frequency using any power (subject to power constraint) as long as the AP is in the UE's neighborhood, and a UE may be served by any sets of APs within its neighborhood. Let $(p_{i \rightarrow j}(f), f \in [0, W])$ denote the baseband power spectral density (PSD) AP i devotes to serving UE j . We say AP i and UE j are associated if the PSD $p_{i \rightarrow j}(f)$ is strictly positive over some subset of $[0, W]$ of nonzero measure. Obviously, a UE can only be associated with APs within its neighborhood. Define the array $\mathbf{p}(f)$ as $(p_{i \rightarrow j}(f), f \in [0, W], j \in K, i \in A_j)$. Evidently, $(\mathbf{p}(f), f \in [0, W])$ completely characterizes power spectrum allocation as well as user association in the network.

For a vector \mathbf{x} , we use $|\mathbf{x}|_0$ to denote its l_0 norm, i.e., the number of nonzero entities in \mathbf{x} . If $\mathbf{x} = x$ is a scalar, then $|\mathbf{x}|_0$ becomes the binary indicator of whether x is nonzero or zero. Throughout this paper, we assume an AP may serve at most one UE at each frequency. The constraint can be expressed as

$$\sum_{j: i \in A_j} |p_{i \rightarrow j}(f)|_0 \leq 1, \quad \forall i \in N, f \in [0, W]. \quad (3)$$

The total transmission power of AP i' is $\sum_{j': i' \in A_{j'}} p_{i' \rightarrow j'}(f)$. Thus, $g_{i' \rightarrow j} \sum_{j': i' \in A_{j'}} p_{i' \rightarrow j'}(f)$ is the interference from AP i' as seen by link $i \rightarrow j$. To calculate the spectral efficiency of link $i \rightarrow j$, we use the Shannon formula:

$$s_{i \rightarrow j}(f) = \log \left(1 + \frac{g_{i \rightarrow j} p_{i \rightarrow j}(f)}{n_0 + \sum_{i' \in N \setminus \{i\}} g_{i' \rightarrow j} \sum_{j': i' \in A_{j'}} p_{i' \rightarrow j'}(f)} \right) \quad \text{bits/second/hertz}. \quad (4)$$

¹The proposed treatment can be extended to the case of multiple independently varying subbands. See, e.g., [22].

We assume the average lengths of a packet to be L . The service rate of link $i \rightarrow j$ is given by

$$r_{i \rightarrow j} = \int_0^W \log \left(1 + \frac{g_{i \rightarrow j} p_{i \rightarrow j}(f)}{n_0 + \sum_{i' \in N \setminus \{i\}} g_{i' \rightarrow j} \sum_{j': i' \in A_{j'}} p_{i' \rightarrow j'}(f)} \right) df, \quad \text{bits/second}, \quad (5)$$

the total service rate for UE j is calculated by summing up the service rates it receives from all APs.

$$r_j = \sum_{i \in A_j} r_{i \rightarrow j}, \quad \forall j \in K. \quad (6)$$

B. Utility Function

Any general concave function based on the service rate vector $\mathbf{r} = (r_1, r_2, \dots, r_k)$ can serve as the network utility function $U(\mathbf{r})$. Popular choices of function like sum rate, log sum rate, and the max-min rate are all concave. The technology developed in this paper are applicable to general utility functions. For concreteness, we next define a specific function form for $U(\mathbf{r})$. Throughout this paper, we assume the length of packets follows exponential distribution with expectation D bits. Packets intended for UE j arrive at the associated APs according to a Poisson point process whose rate is λ_j packets/second. A packet intended for UE j is transmitted by all associate APs together, and it will wait if the transmission of UE j 's preceding packet is incomplete. Thus, packets for all the UEs form k independent M/M/1 queues. With service rate $\frac{r_j}{D}$ packets/second, UE j 's packets have the average sojourn time of

$$\frac{1}{(\frac{r_j}{D} - \lambda_j)^+}, \quad (7)$$

where

$$\frac{1}{x^+} = \begin{cases} \frac{1}{x}, & \text{if } x > 0, \\ +\infty, & \text{if } x \leq 0. \end{cases} \quad (8)$$

The network is stable if and only if the service rate is strictly greater than the the packet arrival rate for all UEs.

We define the utility function as the minus of the average sojourn time of all packets:

$$U(\mathbf{r}) = - \sum_{j \in K} \frac{\lambda_j}{r_j} \sum_{j \in K} \frac{1}{(r_j - \lambda_j)^+}. \quad (9)$$

This function is a concave function in \mathbf{r} .

C. A Basic Formulation without coordinated transmission

The resource allocation problem is formulated as that of finding the PSDs $(\mathbf{p}(f), f \in [0, W])$ that maximizes the network utility. If no coordinated transmission is allowed, the service rates are given by

(5) and (6). The PSDs are subject to constraints (2) and (3). The problem is then formulated as the following, which shall be referred to as P0:

$$\underset{\mathbf{p}, \mathbf{r}}{\text{maximize}} \quad U(\mathbf{r}) \quad (\text{P0a})$$

$$\text{subject to} \quad r_j = \sum_{i \in A_j} \int_0^W \log \left(1 + \frac{g_{i \rightarrow j} p_{i \rightarrow j}(f)}{n_0 + \sum_{i' \in N \setminus \{i\}} g_{i' \rightarrow j} \sum_{j': i' \in A_{j'}} p_{i' \rightarrow j'}(f)} \right) df, \quad \forall j \in K \quad (\text{P0b})$$

$$\sum_{j: i \in A_j} |p_{i \rightarrow j}(f)|_0 \leq 1, \quad \forall i \in N, f \in [0, W] \quad (\text{P0c})$$

$$0 \leq p_{i \rightarrow j}(f) \leq P_{\max}, \quad \forall j \in K, i \in A_j, f \in [0, W]. \quad (\text{P0e})$$

III. A MODEL WITH COORDINATED TRANSMISSION

A. Improved Spectral Efficiency

We shall only consider pairwise cooperation in this paper. At every frequency, an AP may either be silent, or serve one UE alone (if it is within the UE's neighborhood), or cooperate with one other AP to jointly serve one UE (if both of the APs are in the UE's neighborhood). We consider both non-coherent coordinated transmission and coherent coordinated transmission. The net effect of non-coherent cooperation is basically to pool the powers to the UE they serve. One possible implementation is to use interference cancellation techniques: The receiver decodes data from a first AP, and eliminates the decoded signal before decoding data from a second AP [5]. The net effect of coherent cooperation is that amplitudes from two APs add up at the receiver. Techniques like phase alignment bring further gain in terms of spectral efficiency.

For ease of description, let us first explain the cooperation effect using the example of a simple network with two APs and one UE. The UE's neighborhood includes both APs. Since there is only one UE, we omit the UE index. We also focus on a given frequency, so we also omit f . For example, we simplify $p_{1 \rightarrow 1}(f)$ to p_1 and $p_{2 \rightarrow 1}(f)$ to p_2 . When APs 1 and 2 serve the UE in uncoordinated manner at frequency f , they fully interfere with each other. The total spectral efficiency is calculated as

$$\log \left(1 + \frac{p_1 g_1}{n_0 + p_2 g_2} \right) + \log \left(1 + \frac{p_2 g_2}{n_0 + p_1 g_1} \right). \quad (10)$$

When APs 1 and 2 cooperate non-coherently, their powers add up at the receiver. The total spectral efficiency of AP 1 and 2 is expressed as

$$\log \left(1 + \frac{p_1 g_1 + p_2 g_2}{n_0} \right). \quad (11)$$

One way to implement this is to let the two APs send independent data for successive decoding. Indeed, (11) can be rewritten as

$$\log \left(1 + \frac{p_1 g_1}{n_0 + p_2 g_2} \right) + \log \left(1 + \frac{p_2 g_2}{n_0} \right). \quad (12)$$

When AP 1 and 2 cooperate coherently with aligned phase,² their amplitudes add up at the receiver. The total spectral efficiency is expressed as

$$\log \left(1 + \frac{(\sqrt{p_1 g_1} + \sqrt{p_2 g_2})^2}{n_0} \right). \quad (13)$$

From (10)–(13), it is easy to see that cooperation improves the spectral efficiency, and the efficiency of coherent cooperation is higher than that of non-coherent cooperation in this small network.

B. Virtual APs

We return to the general network with n APs and k UE. A pair of APs i_1 and i_2 can cooperate to serve UE j over some part(s) of the spectrum if i_1 and i_2 are both in the neighborhood of j . In this case, we can think of them as a *virtual* AP, denoted as $i_1 \wedge i_2$. For later convenience, we assume the cooperating pair must apply identical PSDs over the said spectrum. We can think of the two cooperating links $i_1 \rightarrow j$ and $i_2 \rightarrow j$ together as one virtual link, denoted as $i_1 \wedge i_2 \rightarrow j$.

From now on, we use $p_{i \rightarrow j}(f)$ to denote the PSD AP i allocates to the link $i \rightarrow j$ with no cooperation with another AP. When APs i_1 and i_2 cooperate to serve j , we use $p_{i_1 \wedge i_2 \rightarrow j}(f)$ to denote the PSD AP i_1 allocates to link $i_1 \rightarrow j$, which is identical to what AP i_2 allocates to link $i_2 \rightarrow j$. At the same time, we set $p_{i_1 \rightarrow j}(f) = p_{i_2 \rightarrow j}(f) = 0$ over the frequencies at which i_1 and i_2 cooperate with each other. If APs i_1 and i_2 do not cooperate to serve UE j at frequency f , we set $p_{i_1 \wedge i_2 \rightarrow j}(f)$ to be zero. Note that $p_{i \rightarrow j}(f)$ does not always represent the PSD of the physical link $i \rightarrow j$. Instead, it is equal to the link's PSD only if i works alone to serve j . If AP i cooperates with AP i' to serve UE j at f , $p_{i \rightarrow j}(f)$ is set to zero, whereas the PSD is denoted as $p_{i \wedge i' \rightarrow j}(f)$.

Define the set of all physical APs and virtual APs as

$$N_\wedge = N \cup \{i \wedge i' | 1 \leq i < i' \leq n, \exists j \text{ s.t. } i \in A_j, i' \in A_j\}, \quad (14)$$

where we let $i < i'$ in (14) to avoid double counting. Note that size of each UE's neighborhood is no more than B . Thus, the number of virtual APs is upper bounded by $\frac{B(B-1)}{2}k$.

With coordinated transmission, we redefine the neighborhood of UE j to include virtual APs

$$A_j = \left\{ i | i \in N_\wedge, \frac{g_{i \rightarrow j} P_{\max}}{n_0} \geq \xi \right\}. \quad (15)$$

²To align the phase and implement coherent combining requires overhead unaccounted for in this work.

We also redefine the power vector $\mathbf{p}(f)$ with the new A_j : $\mathbf{p}(f) = (p_{i \rightarrow j}(f), j \in K, i \in A_j, f \in [0, W])$. Notice that in this vector, the index i represents either a physical AP or a virtual AP (formed by a pair of physical APs). Likewise, for $i \in N_\wedge$, the link $i \rightarrow j$ represents either a physical or a virtual one. The power vector $\mathbf{p}(f)$ completely describes resource allocation, user association, and coordinated transmissions. The transmission power from virtual APs also follows power constraint (2):

$$0 \leq p_{i \rightarrow j}(f) \leq P_{\max}, \quad \forall j \in K, i \in A_j, f \in [0, W]. \quad (16)$$

At a given frequency, a physical AP either serves a UE alone, or is silent, or coordinates with another physical AP to serve a single UE. One AP is forbidden to cooperate with two different APs at the same frequency. Let $i < i' < i''$ denote the respective indexes of three different physical APs. Then, $p_{i \rightarrow j}(f)$ and $p_{i \wedge i' \rightarrow j}(f)$ can not both be nonzero. Similarly, $p_{i \wedge i' \rightarrow j}(f)$ and $p_{i \wedge i'' \rightarrow j}(f)$ can not both be nonzero. Define

$$N_i = \{i\} \cup \{k \wedge i | k < i, k \wedge i \in N_\wedge\} \cup \{i \wedge k | i < k, i \wedge k \in N_\wedge\}, \quad (17)$$

which consists of physical AP i and all virtual APs involving i . Then, these constraints are collectively represented by

$$\sum_{i' \in N_i} \sum_{j: i' \in A_j} |p_{i' \rightarrow j}(f)|_0 \leq 1. \quad (18)$$

To better illustrate virtual APs and their constraints, consider a small network with three physical APs $\{1, 2, 3\}$ and two UEs $\{1, 2\}$. The neighborhood of UE 1 is $A_1 = \{1, 2\}$, the neighborhood of UE 2 is $A_2 = \{2, 3\}$. The index set of all APs, including physical ones and virtual ones, is thus $\{1, 2, 3, 1 \wedge 2, 2 \wedge 3\}$. In particular, for $i = 2$, $N_i = \{1 \wedge 2, 2, 2 \wedge 3\}$ by (17), and the constraint (18) is expressed as

$$|p_{1 \wedge 2 \rightarrow 1}(f)|_0 + |p_{2 \rightarrow 1}(f)|_0 + |p_{2 \wedge 3 \rightarrow 1}(f)|_0 \quad (19)$$

$$+ |p_{1 \wedge 2 \rightarrow 2}(f)|_0 + |p_{2 \rightarrow 2}(f)|_0 + |p_{2 \wedge 3 \rightarrow 2}(f)|_0 \leq 1, \quad \forall f \in [0, W]. \quad (20)$$

Let us define

$$g_{i_1 \wedge i_2 \rightarrow j} = g_{i_1 \rightarrow j} + g_{i_2 \rightarrow j}, \quad i_1 \wedge i_2 \in N_\wedge. \quad (21)$$

We next calculate a virtual AP's spectral efficiency according to Shannon formula. Consider a link $i \rightarrow j$, where AP $i \in N_\wedge$ can be either physical or virtual. The interference is generated by other APs, $N_\wedge \setminus \{i\}$. The transmit power of a physical AP $i' \in N_\wedge \setminus \{i\}$ is $\sum_{j': i' \in A_{j'}} p_{i' \rightarrow j'}$. The interference it causes to link

$i \rightarrow j$ is then $g_{i' \rightarrow j} \sum_{j': i' \in A_{j'}} p_{i' \rightarrow j'}$. If APs i_3 and i_4 work together as a virtual APs $i' = i_3 \wedge i_4$, the total interference they cause to link $i \rightarrow j$ is

$$g_{i_3 \rightarrow j} \sum_{j': i_3 \wedge i_4 \in A_{j'}} p_{i_3 \wedge i_4 \rightarrow j'} + g_{i_4 \rightarrow j} \sum_{j': i_3 \wedge i_4 \in A_{j'}} p_{i_3 \wedge i_4 \rightarrow j'} = g_{i_3 \wedge i_4 \rightarrow j} \sum_{j': i_3 \wedge i_4 \in A_{j'}} p_{i_3 \wedge i_4 \rightarrow j'} \quad (22)$$

$$= g_{i' \rightarrow j} \sum_{j': i' \in A_{j'}} p_{i' \rightarrow j'}. \quad (23)$$

To sum up, $\sum_{i' \in N_{\wedge} \setminus \{i\}} g_{i' \rightarrow j} \sum_{j': i' \in A_{j'}} p_{i' \rightarrow j'}(f)$ describes all interference to link $i \rightarrow j$ from other active APs.

Thus, when non-coherent coordinated transmission is allowed, AP i 's spectral efficiency is

$$s_{i \rightarrow j}(f) = \log \left(1 + \frac{g_{i \rightarrow j} p_{i \rightarrow j}(f)}{n_0 + \sum_{i' \in N_{\wedge} \setminus \{i\}} g_{i' \rightarrow j} \sum_{j': i' \in A_{j'}} p_{i' \rightarrow j'}(f)} \right). \quad (24)$$

Notice that (24) is similar to formula (4), which describe the spectral efficiency of physical APs without cooperation. Virtual APs are regarded exactly the same as physical APs in terms of interference.

Likewise, for coherent coordinated transmission, the interference for each link is the same as that in (24). In the light of (13), we have the following spectral efficiency for virtual link $i_1 \wedge i_2 \rightarrow j$:

$$s_{i_1 \wedge i_2 \rightarrow j}(f) = \log \left(1 + \frac{p_{i_1 \wedge i_2 \rightarrow j}(f)(g_{i_1 \rightarrow j} + g_{i_2 \rightarrow j} + 2\sqrt{g_{i_1 \rightarrow j} \cdot g_{i_2 \rightarrow j}})}{n_0 + \sum_{i' \in N_{\wedge} \setminus \{i_1 \wedge i_2\}} g_{i' \rightarrow j} \sum_{j': i' \in A_{j'}} p_{i' \rightarrow j'}(f)} \right), \quad (25)$$

The amount of interference remains the same regardless of coherence. This is because coherent cooperations over a given virtual link are in general non-coherent when seen by another link.

C. Problem Formulation

The service rate contributed by virtual link $i_1 \wedge i_2 \rightarrow j$ is expressed as

$$r_{i_1 \wedge i_2 \rightarrow j} = \int_0^W s_{i_1 \wedge i_2 \rightarrow j}(f) df, \quad \forall i_1 \wedge i_2 \in N_{\wedge}. \quad (26)$$

To calculate the total service rate for UE j , we add up the service rates for it from all physical and virtual APs. If UE j is served in coordinated manner by AP i and i' (both i and i' are in A_j) at frequency f , the service rate it receives is $r_{i \wedge i' \rightarrow j}(f)$. According to our rule, in this case, $p_{i \rightarrow j}(f) = p_{i' \rightarrow j}(f) = 0$. Thus, $r_{i \rightarrow j}$ and $r_{i' \rightarrow j}$ are zero. On the other hand, if service rate $r_{i \rightarrow j}$ is contributed by a physical AP i alone ($i \in A_j$) at frequency f , the virtual APs that composed by i all provide zero power, thus zero service rate. Thus, the total service rate for UE j is calculated as:

$$r_j = \sum_{i \in A_j} r_{i \rightarrow j}, \quad \forall j \in K. \quad (27)$$

Let us define the following coefficient according to whether the cooperation is coherent or non-coherent.

For $i \in N$, $h_{i \rightarrow j} = g_{i \rightarrow j}$; for virtual AP $i \wedge i' \in N_\wedge$,

$$h_{i \wedge i' \rightarrow j} = \begin{cases} g_{i \wedge i' \rightarrow j}, & \text{if non-coherent} \\ g_{i \rightarrow j} + g_{i' \rightarrow j} + 2\sqrt{g_{i \rightarrow j} \cdot g_{i' \rightarrow j}}, & \text{if coherent.} \end{cases} \quad (28)$$

Collecting (16), (18), (27), we formulate the resource allocation and coordinated transmission problem as P1:

$$\underset{\mathbf{p}, \mathbf{r}}{\text{maximize}} \quad U(\mathbf{r}) \quad (\text{P1a})$$

$$\text{subject to} \quad r_j = \sum_{i \in A_j} \int_0^W \log \left(1 + \frac{h_{i \rightarrow j} p_{i \rightarrow j}(f)}{n_0 + \sum_{i' \in N_\wedge \setminus \{i\}} g_{i' \rightarrow j} \sum_{j': i \in A_{j'}} p_{i' \rightarrow j'}(f)} \right) df, \quad \forall j \in K \quad (\text{P1b})$$

$$\sum_{i' \in N_i} \sum_{j: i' \in A_j} |p_{i' \rightarrow j}(f)|_0 \leq 1, \quad \forall i \in N, f \in [0, W] \quad (\text{P1c})$$

$$0 \leq p_{i \rightarrow j}(f) \leq P_{\max}, \quad \forall j \in K, i \in A_j, f \in [0, W]. \quad (\text{P1d})$$

P1 applies to both coherent and non-coherent cooperation, where the h parameters are defined accordingly in (28).

In following parts of this paper, when we mention an ‘‘AP’’, it can be either physical or virtual, unless otherwise specified.

IV. ALGORITHMS

Previous research [19] provides a solution to P0, and effectively solves the spectrum allocation, user association and power management problems. This section provides algorithms to solve P1. Compared with P0, P1 is able to identify and make the best use of cooperation opportunities by assigning proper power to virtual APs.

A. Problem Reformulation

Definition 1. A power allocation $(p_{i \rightarrow j}(f), j \in K, i \in A_j, f \in [0, W])$ is said to be m -sparse if the interval $[0, W]$ can be partitioned into m sub-intervals, such that $p_{i \rightarrow j}(f)$ is constant on each sub-interval for every $j \in K$ and $i \in A_j$.

Following [23], we prove the following result.

Theorem 1. There exists a k -sparse power allocation $\mathbf{p}(f)$ that attains the maximum utility of P1.

Thus, the optimal utility of P1 can be achieved by dividing the spectrum into at most k subbands. Let L denote the set of indexes of these subbands, $L = \{1, 2, \dots, k\}$. Denote the bandwidths of these subbands as $\beta = [\beta_1, \beta_2, \dots, \beta_k]$. On the l th subband, denote the power allocation as $\mathbf{p}^l = (p_{i \rightarrow j}^l, j \in K, i \in A_j)$. We can reformulate problem P1 to the following equivalent form, referred to as P2:

$$\underset{\mathbf{p}, \mathbf{r}, \beta}{\text{maximize}} \quad U(\mathbf{r}) \quad (\text{P2a})$$

$$\text{subject to} \quad r_j = \sum_{l \in L} \beta^l \sum_{i \in A_j} \log \left(1 + \frac{h_{i \rightarrow j} p_{i \rightarrow j}^l}{n_0 + \sum_{i' \in N_{\wedge} \setminus \{i\}} g_{i' \rightarrow j} \sum_{j': i' \in A_{j'}} p_{i' \rightarrow j'}^l} \right), \quad \forall j \in K \quad (\text{P2b})$$

$$\sum_{i' \in N_i} \sum_{j: i' \in A_j} |p_{i' \rightarrow j}^l|_0 \leq 1, \quad \forall i \in N, l \in L \quad (\text{P2c})$$

$$0 \leq p_{i \rightarrow j}^l \leq P_{\max}, \quad \forall j \in K, i \in A_j, l \in L \quad (\text{P2d})$$

$$\beta^l \geq 0, \quad \forall l \in L \quad (\text{P2e})$$

$$\sum_{l \in L} \beta^l = W. \quad (\text{P2e})$$

B. Algorithm for Affine Utility Function

When the utility function is affine, it is always optimized by letting one of the β_l s, which contributes the maximum utility gain, equal to W . This policy implies a single power management scheme is implemented over the entire spectrum. Since each link has a constant power over the full spectrum, we denote the flat power allocated to link $i \rightarrow j$ as $p_{i \rightarrow j}$. Denote $\mathbf{p} = (p_{i \rightarrow j}, j \in K, i \in A_j)$.

Suppose the affine utility function is expressed as $U(\mathbf{r}) = c_1 r_1 + \dots + c_k r_k$, we then reformulate P2 as an equivalent problem to P3:

$$\underset{\mathbf{p}}{\text{maximize}} \quad \sum_{j \in K} c_j \sum_{i \in A_j} \log \left(1 + \frac{h_{i \rightarrow j} p_{i \rightarrow j}}{n_0 + \sum_{i' \in N_{\wedge} \setminus \{i\}} g_{i' \rightarrow j} \sum_{j': i' \in A_{j'}} p_{i' \rightarrow j'}} \right) \quad (\text{P3a})$$

$$\text{subject to} \quad \sum_{i' \in N_i} \sum_{j: i' \in A_j} |p_{i' \rightarrow j}|_0 \leq 1, \quad \forall i \in N \quad (\text{P3b})$$

$$0 \leq p_{i \rightarrow j} \leq P_{\max}, \quad \forall j \in K, i \in A_j. \quad (\text{P3c})$$

Equation (P3b) is equivalent to

$$\sum_{i' \in N_i} \left(\sum_{j: i' \in A_j} |p_{i' \rightarrow j}|_0 \right) \leq 1, \quad \forall i \in N_{\wedge}. \quad (29)$$

We introduce auxiliary variable $d_i, i \in N_\wedge$. Define $d_i = \sum_{j:i \in A_j} |p_{i \rightarrow j}|_0$, where d_i is a non-negative integer. Then, constraint (P3b) is broken into two constraints:

$$\sum_{j:i \in A_j} |p_{i \rightarrow j}|_0 = d_i, \quad \forall i \in N_\wedge \quad (30)$$

$$\sum_{i' \in N_i} d_{i'} \leq 1, \quad \forall i \in N. \quad (31)$$

Constraint (31) indicates d_i is binary. Also, we write (P3a) as

$$\begin{aligned} & \sum_{j \in K} c_j \sum_{i \in A_j} \log \left(1 + \frac{h_{i \rightarrow j} p_{i \rightarrow j}}{n_0 + \sum_{i' \in N_\wedge \setminus \{i\}} g_{i' \rightarrow j} \sum_{j': i' \in A_{j'}} p_{i' \rightarrow j'}} \right) \\ &= \sum_{i \in N_\wedge} \sum_{j: i \in A_j} c_j \log \left(1 + \frac{h_{i \rightarrow j} p_{i \rightarrow j}}{n_0 + \sum_{i' \in N_\wedge \setminus \{i\}} g_{i' \rightarrow j} \sum_{j': i' \in A_{j'}} p_{i' \rightarrow j'}} \right) \end{aligned} \quad (32)$$

$$= \sum_{i \in N_\wedge} d_i \sum_{j: i \in A_j} c_j \log \left(1 + \frac{h_{i \rightarrow j} p_{i \rightarrow j}}{n_0 + \sum_{i' \in N_\wedge \setminus \{i\}} g_{i' \rightarrow j} \sum_{j': i' \in A_{j'}} p_{i' \rightarrow j'}} \right). \quad (33)$$

Equation (33) holds because according to (30), when d_i is zero, $p_{i \rightarrow j} = 0$ for all $j \in K$; when d_i is one, multiplying d_i does not change the equation. Collecting (30), (31) and (33), we convert P3 into the following equivalent form, referred to as P4:

$$\text{maximize}_{\mathbf{p}, \mathbf{d}} \quad \sum_{i \in N_\wedge} d_i \sum_{j: i \in A_j} c_j \log \left(1 + \frac{h_{i \rightarrow j} p_{i \rightarrow j}}{n_0 + \sum_{i' \in N_\wedge \setminus \{i\}} g_{i' \rightarrow j} \sum_{j': i' \in A_{j'}} p_{i' \rightarrow j'}} \right) \quad (\text{P4a})$$

$$\text{subject to} \quad \sum_{j: i \in A_j} |p_{i \rightarrow j}|_0 = d_i, \quad \forall i \in N_\wedge \quad (\text{P4b})$$

$$\sum_{i' \in N_i} d_{i'} \leq 1, \quad \forall i \in N \quad (\text{P4c})$$

$$0 \leq p_{i \rightarrow j} \leq P_{\max}, \quad \forall j \in K, i \in A_j. \quad (\text{P4d})$$

We can actually view binary variable $d_i, i \in N_\wedge$ as the indicator of whether AP i is active. When AP i serves UE j with a non-zero power, $p_{i \rightarrow j}$ is strictly positive, binary variable $d_i = \sum_{j: i \in A_j} |p_{i \rightarrow j}|_0$ is equal 1. On the other hand, when AP i is silent, $p_{i \rightarrow j} = 0$ for all j , so that $d_i = 0$. Notice that for a virtual AP $i = i_1 \wedge i_2$, $d_i = 1$ indicates physical APs i_1 and i_2 are active in a coordinated manner.

Constraint (P4c) implies if a physical AP is active, it either works alone or cooperate with one other AP. (P4b) implies an active AP serves at most one UE. Let u_i represents the UE served by AP i , then u_i must be chosen from the set of UE whose neighborhood includes AP i :

$$u_i \in \{j | j \in K, i \in A_j\} \cup \{0\}. \quad (34)$$

We define $u_i = 0$ if AP i is off or it is on but allocate zero power to all UEs, which is possible if the interference loss caused by this AP is larger than the service rate gain it provided. Also, define $g_{i \rightarrow 0} = 0$

and $h_{i \rightarrow 0} = 0$, since AP i provides zero service rate if it is off. With u_i indicating user association, formulation P4 is equivalent to P5:

$$\underset{\mathbf{p}, \mathbf{d}, \mathbf{u}}{\text{maximize}} \quad \sum_{i \in N_\wedge} d_i c_{u_i} \log \left(1 + \frac{p_i h_{i \rightarrow u_i}}{n_0 + \sum_{i' \in N_\wedge \setminus \{i\}} p_{i'} g_{i' \rightarrow u_i}} \right) \quad (\text{P5a})$$

$$\text{subject to} \quad \sum_{i' \in N_i} d_{i'} \leq 1, \quad \forall i \in N \quad (\text{P5b})$$

$$0 \leq p_i \leq P_{\max}, \quad \forall i \in N_\wedge. \quad (\text{P5c})$$

Note that p_i in P5 plays the role of $p_{i \rightarrow u_i}$. P5 satisfies the definition of fractional programming. Following work [20] [21], P5 is equivalent to P6:

$$\underset{\mathbf{p}, \mathbf{d}, \boldsymbol{\gamma}, \mathbf{u}}{\text{maximize}} \quad \sum_{i \in N_\wedge} c_{u_i} d_i \log(1 + \gamma_i) - \sum_{i \in N_\wedge} c_{u_i} d_i \gamma_i + \sum_{i \in N_\wedge} \frac{c_{u_i} d_i (1 + \gamma_i) p_i h_{i \rightarrow u_i}}{n_0 + \sum_{i' \in N_\wedge \setminus \{i\}} p_{i'} g_{i' \rightarrow u_i} + p_i h_{i \rightarrow u_i}} \quad (\text{P6a})$$

$$\text{subject to} \quad \sum_{i' \in N_i} d_{i'} \leq 1, \quad \forall i \in N \quad (\text{P6b})$$

$$0 \leq p_i \leq P_{\max}, \quad \forall i \in N_\wedge. \quad (\text{P6c})$$

Here we introduce non-negative auxiliary variables, $(\gamma_i, i \in N_\wedge)$. To understand this equivalence, notice that (P6a) is a concave function of $\boldsymbol{\gamma}$, and the utility of (P5a) and (P6a) are equal for the optimal $\boldsymbol{\gamma}$. For fixed \mathbf{u} , \mathbf{d} and \mathbf{p} , we can derive the optimal $\boldsymbol{\gamma}$ by

$$\gamma_i^* = \frac{p_i h_{i \rightarrow u_i}}{n_0 + \sum_{i' \in N_\wedge \setminus \{i\}} p_{i'} g_{i' \rightarrow u_i}}. \quad (35)$$

Then, according to [20] [21], P6 is equivalent to P7:

$$\underset{\mathbf{p}, \mathbf{d}, \boldsymbol{\gamma}, \mathbf{u}, \mathbf{y}}{\text{maximize}} \quad \sum_{i \in N_\wedge} c_{u_i} d_i \log(1 + \gamma_i) - c_{u_i} d_i \gamma_i + 2y_i \sqrt{c_{u_i} d_i (1 + \gamma_i) p_i h_{i \rightarrow u_i}} - y_i^2 (n_0 + \sum_{i' \in N_\wedge \setminus \{i\}} p_{i'} g_{i' \rightarrow u_i} + p_i h_{i \rightarrow u_i}) \quad (\text{P7a})$$

$$\text{subject to} \quad \sum_{i' \in N_i} d_{i'} \leq 1, \quad \forall i \in N \quad (\text{P7b})$$

$$0 \leq p_i \leq P_{\max}, \quad \forall i \in N_\wedge. \quad (\text{P7c})$$

where \mathbf{y} is an array of auxiliary variables. Notice the utility function is a quadratic function of each y_i . When \mathbf{u} , \mathbf{d} , \mathbf{p} , $\boldsymbol{\gamma}$ are fixed, we can obtain the optimal \mathbf{y} by

$$y_i^* = \frac{\sqrt{c_{u_i} d_i (1 + \gamma_i) p_i h_{i \rightarrow u_i}}}{n_0 + \sum_{i' \in N_\wedge \setminus \{i\}} p_{i'} g_{i' \rightarrow u_i} + p_i h_{i \rightarrow u_i}}. \quad (36)$$

Formula (P7a) can also be viewed as a quadratic function of $\sqrt{p_i}$. Combined with (P7b), when all other variables are fixed the optimal \mathbf{p} is

$$p_i^* = \min \left\{ P_{\max}, \frac{c_{u_i} d_i (1 + \gamma_i) h_{i \rightarrow u_i} y_i^2}{(\sum_{i' \in N_{\wedge} \setminus \{i\}} y_{i'}^2 g_{i' \rightarrow u_i} + y_i^2 h_{i \rightarrow u_i})^2} \right\} \quad (37)$$

Notice that all u_i s are decoupled from each other, so we can optimize them one by one. Since the feasible region of each u_i is finite, $j | j \in K, i \in A_j \cup \{0\}$, we can iterate all possible elements and find the one that maximize the utility function. Define

$$t_{i \rightarrow j} = c_j d_i \log(1 + \gamma_i) - c_j d_i \gamma_i + 2y_i \sqrt{c_j d_i (1 + \gamma_i) p_i h_{i \rightarrow j}} - y_i^2 (n_0 + \sum_{i' \in N_{\wedge} \setminus \{i\}} p_{i'} g_{i' \rightarrow j} + p_i h_{i \rightarrow u_i}), \quad (38)$$

for all $j : i \in A_j$, which is the utility gain when $u_i = j$. We can optimize \mathbf{u} by

$$u_i = \begin{cases} 0, & \text{if } \max_{j: i \in A_j} \{t_{i \rightarrow j}\} < 0 \\ \operatorname{argmax}_{j: i \in A_j} \{t_{i \rightarrow j}\}, & \text{otherwise,} \end{cases} \quad (39)$$

where $\operatorname{argmax}_{j \in K} \{t_{i \rightarrow j}\}$ represents the j that maximizes $t_{i \rightarrow j}$. There can be more than one j s that maximize $t_{i \rightarrow j}$. In this case, choosing different j s provides the same amount of contribution to the utility function, and we will choose the j with minimal index to break the tie.

At last, we will optimize \mathbf{d} when all other variables are fixed by a maximum weighted matching problem in graph theory. Let G denote a graph of n vertices $N = \{1, 2, \dots, n\}$ and edges $\{(i, i') | i \wedge i' \in N_{\wedge} \text{ or } i = i'\}$. Each edge represents an AP: edge $(i, i') : i \wedge i' \in N_{\wedge}$ represents virtual AP $i \wedge i'$, and self-loop (i, i) represents physical AP i . Thus, the number of edges in G is no more than $n + \frac{B(B-1)}{2}k$.

A matching in a graph is a set of edges without common vertices. To decide on a feasible coordinated transmission scheme is equivalent to selecting edges for a matching. Edge (i_1, i_2) is selected if and only if physical AP i_1 and i_2 cooperate; edge (i, i) is selected if and only if physical AP i is active and works alone. Node i is not covered if and only if physical AP i is silent. To select a matching is also equivalent to assigning 1s or 0s to \mathbf{d} . Let $d_{i_1 \wedge i_2} = 1$ if edge (i_1, i_2) is selected, $d_i = 1$ if edge (i, i) is selected, and the remaining d variables to be 0.

Assigning $d_{i_1 \wedge i_2} (i_1 \wedge i_2 \in N_{\wedge})$ to be 1 brings a utility gain calculated by (P7a). Define the utility gain as the weight of edge (i_1, i_2) . Assigning $d_i (i \in N)$ to 1 also brings a utility gain, which is defined as the weight of edge (i, i) . Thus, assigning \mathbf{d} to maximize utility function is equivalent to selecting edges to maximize the total wight. Define

$$v_i = c_{u_i} d_i \log(1 + \gamma_i) - c_{u_i} d_i \gamma_i + 2y_i \sqrt{c_{u_i} (1 + \gamma_i) p_i g_{i \rightarrow u_i}} - y_i^2 (n_0 + \sum_{i' \in N_{\wedge} \setminus \{i\}} p_{i'} g_{i' \rightarrow u_i} + p_i h_{i \rightarrow u_i}), \quad \forall i \in N_{\wedge}. \quad (40)$$

Assign $v_{i_1 \wedge i_2}$ to the edge (i_1, i_2) , v_i to (i, i) . Then, we can use maximum weight matching algorithms to find the max-weight matching, which gives rise to \mathbf{d} that maximizes the utility.

So far, we find the optimal value of $\gamma, \mathbf{y}, \mathbf{p}, \mathbf{u}, \mathbf{d}$ one by one when other variables are fixed. We update these variables in each iteration. Utility function (P7a) is guaranteed to converge because it is monotonically non-decreasing. Collecting (35), (37), (36) and (39), we have an algorithm for resource allocation and coordinated transmission scheme for affine utility function. This algorithm does not guarantee global maximum, however, it is close-form and fast. The updating of $\gamma, \mathbf{y}, \mathbf{p}$ all have time complexity of $\mathcal{O}(|N_\wedge|)$, which is $\mathcal{O}(n+k)$. When updating \mathbf{u} , each link $i \rightarrow j (j \in K, i \in A_j)$ is compared once. There are at most $\frac{B(B-1)}{2}k$ links in total, so, this process has time complexity $\mathcal{O}(k)$. A well-studied, mature maximum matching takes complexity $\mathcal{O}(\sqrt{|V|}|E|)$ [24] [25], where $|V|$ is the number of nodes and $|E|$ is the number of edges. Thus, updating \mathbf{d} in graph G has complexity $\mathcal{O}((m+n)\sqrt{n})$. To sum up, Algorithm I takes complexity $\mathcal{O}((m+n)\sqrt{n})$ in each iteration.

Compared with other optimization solutions, this algorithm saves computation resources. This algorithm also serves as an important part of Algorithm 2.

Algorithm 1 Resource allocation and coordinated transmission scheme for affine utility function

Initialization $\gamma, \mathbf{y}, \mathbf{p}, \mathbf{u}, \mathbf{d}$

Repeat

 Update γ by (35)

 Update \mathbf{y} by (36)

 Update \mathbf{p} by (37)

 Update \mathbf{u} by (39)

 Update \mathbf{d} by maximum weight matching

Until convergence

C. Algorithm for Resource Allocation and coordinated Transmission

Recall that the actual utility function in P1 is not affine. We need to decide not only \mathbf{p}^l but also β to provide a resource allocation and coordinated transmission scheme over the entire spectrum. Implementing the iterative scheme pursuit algorithm [26] [27], we derive the algorithm for P2. Denote the set of all patterns as \mathcal{P} .

Algorithm 2 Resource allocation and coordinated transmission scheme algorithm over the entire spectrum

initialization Find an initial feasible solution denoted by \mathbf{p}_0 with a feasible rate vector \mathbf{r}_0 . Let $t \leftarrow 0, \mathcal{P} \leftarrow \{\mathbf{p}_0\}$.

Repeat

Solve P7 with objective function calculated by $\langle \nabla U(\mathbf{r}_t), \mathbf{r} \rangle$ using Algorithm 1, get new pattern \mathbf{p}_{t+1} .

If $\mathbf{p}_{t+1} \notin \mathcal{P}$, Let $\mathcal{P} \leftarrow \mathcal{P} \cup \{\mathbf{p}_{t+1}\}$. Otherwise, add an arbitrary pattern into \mathcal{P} .

Solve problem P2 to decide β with fixed pattern set \mathcal{P} .

Until convergence

Algorithm 2 can start with an arbitrary spectrum allocation and coordinated transmission scheme (e.g., full spectrum reuse). In each iteration, a “good” pattern is identified by solving the affine utility function optimization problem by Algorithm 1, where the affine utility function is the first order approximation of current scheme. Intuitively, by taking the first order approximation as affine utility function, the pattern found is the most beneficial pattern for current state. This algorithm is guaranteed to converge since as the number of patterns increases, the utility function is monotonically decreasing. This algorithm does not guarantee to find the global optimal for P2, but the advantage lies on calculation speed. Also, according to numerical results in V, even non-maximum solutions suffice to provide considerable performance gain for the network.

V. NUMERICAL RESULTS

Consider a cellular network with 128 APs and 384 UEs with topology Fig.1. Red triangles represent APs, green squares represent UEs. APs and UEs are randomly scattered in an area of $2400\text{m} \times 2400\text{m}$. The maximum transmission powers from APs are 20 dBm. Channel gain is calculated according to LET standards [2]. We assume the bandwidth of the entire spectrum is 100M hertz, and the average packet length is 1M bits.

Fig. 2 illustrates user association and cooperative transmission details on a part of this topology. Red AP-like icons are APs, blue squares are UEs. An AP and a UE are associated if they are connected by an orange line. A pair of APs connected by yellow dashed line serve some UE in cooperative manner. Yellow solid lines represent coordinated transmission.

Fig. 3 shows the resource allocation details of the same area of APs and UE. Each column represents a pattern, whose width is the percentage of bandwidth taken by this subband. Each row represents the behavior of an AP. Orange blocks on row i and column l means AP i is active under subband l . The height of colored blocks is linear to transmission power of this link, with full height indicating full power.




Fig. 1. Topology of 128 APs and 384 UEs.

Text on each block indicates the index of the UE being served. If a block is yellow, the corresponding AP serves a UE in coordinated manner.

Fig.4 shows the performance improvement provided by power management and coordinated transmission. Several scenarios are compared:

- 1) MaxRSRP: UE choose their serving APs by the maximum Reference Signal Received Power.
- 2) Spectrum allocation and user association: under this scenario, the entire spectrum is split into no more than k subbands. On each subband, any subset of APs are active with maximum power. Subband split and user association are optimized.
- 3) power management: this scenario corresponds with formulation P0 in this paper. Using the method proposed in [19], the entire spectrum is divided into no more than k subbands. On each subband, any subset of APs can be active with arbitrary power. Spectrum allocation, user association, and power management are optimized.
- 4) power management + non-coherent cooperation: in addition to resource allocation, pairwise non-coherent cooperation is allowed in addition to power management.
- 5) power management + coherent cooperation: in addition to resource allocation, pairwise coherent cooperation is allowed in addition to power management.

From Fig.4, we can see the performance improves as more techniques are adopted. Under MaxRSRP user association and maximum power transmission, when the packet arrival rate is 9 packets/second

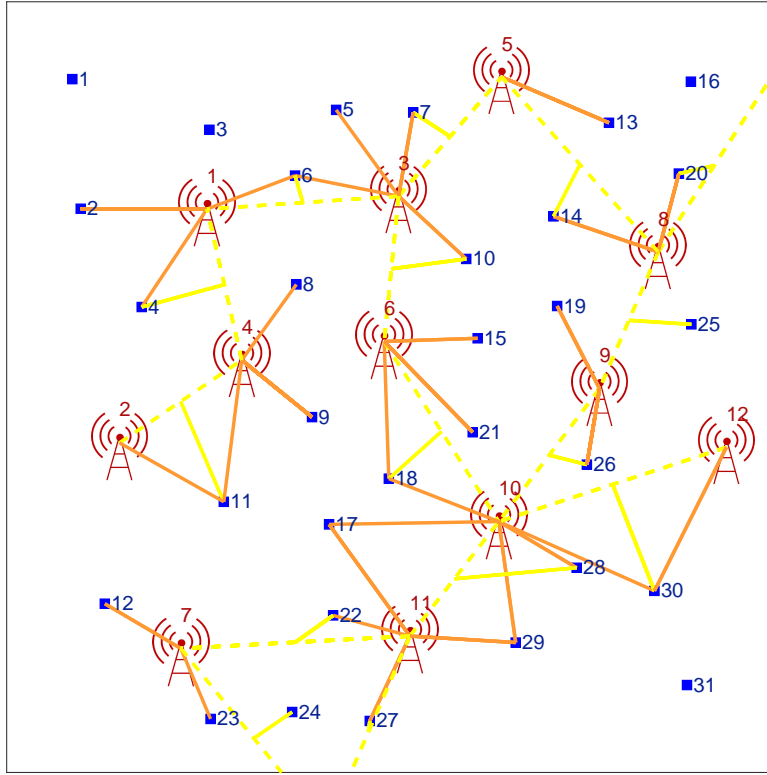


Fig. 2. Sectional user association and coordinated transmission details.

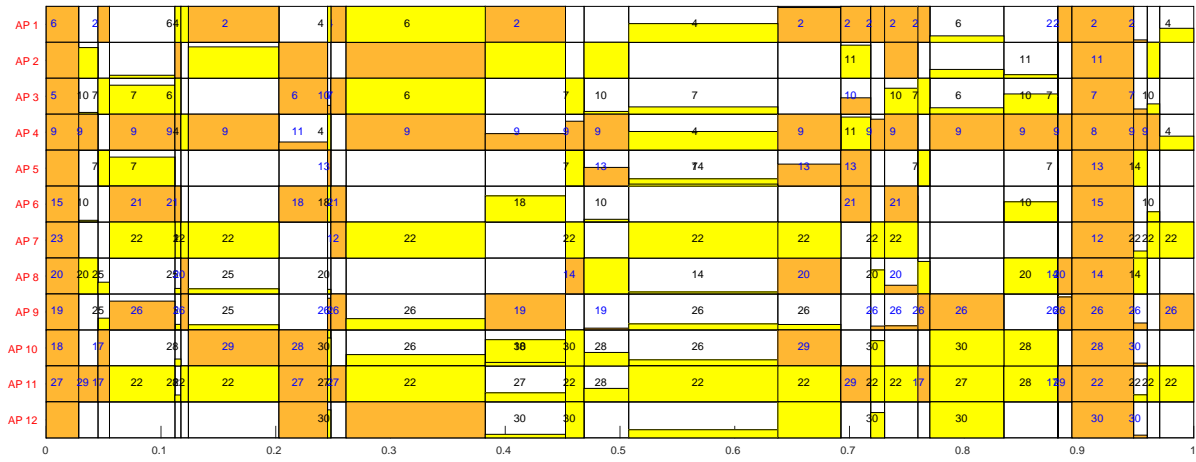


Fig. 3. Sectional resource allocation details.

on average, the congestion time quickly reaches a cut-off point. Under spectrum allocation and power

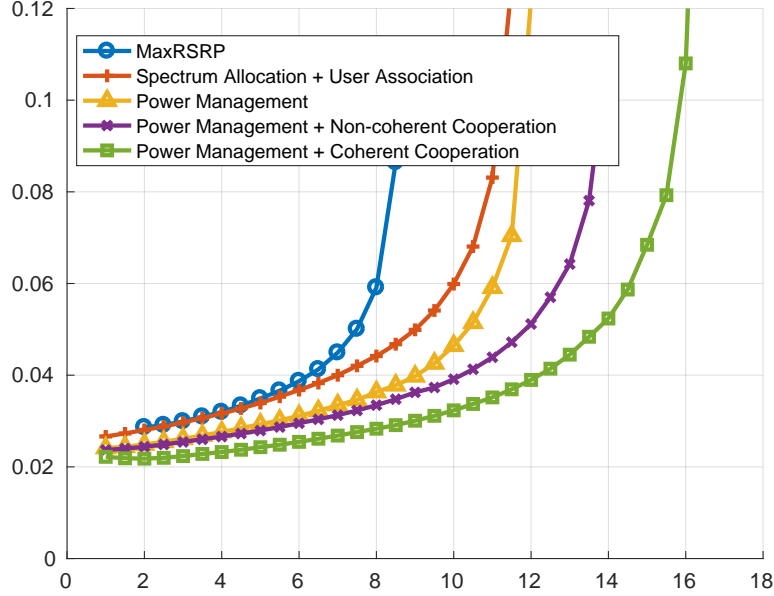


Fig. 4. Topology of 128 APs and 384 UEs.

management, the arrival rate is about 11 packets/second before the system becomes unstable. power management increased the cut-off traffic to around 12 packets/second. Non-coherent cooperation increase the system's capacity to about 14 packets/second, and coherent cooperation further improve the network to 16 packets/second. In addition to spectrum allocation, user association and power management, the coordinated transmission further provides more performance gain.

VI. CONCLUSION

In this paper, a comprehensive model is formulated to solve coordinated transmission, spectrum allocation, user association and power management problems. It is proved that there exists sparse optimal solutions. Our proposed algorithms are fast, efficient, and guaranteed to converge. Also, this algorithm is a successful attempt to identify the optimal pairwise clustering schemes in coordinated transmission. From numerical results, we can see flexible spectrum allocation, user association, power management and coordinated transmission give considerable gain compared with traditional MaxRSRP resource allocation.

APPENDIX

The PSDs in P1, which are Lebesgue measurable functions from an infinite dimensional function space, determine the finite dimensional rate \mathbf{r} and utility function. We will prove the existence of a k -dimensional allocation which achieves the optimal utility with Carathéodory's theorem.

Denote the set of Lebesgue integrable functions on $[0, W]$ as \mathcal{L} . Denote the number of valid links (they can be either physical or virtual) in this network as $|E|$. For ease of notation, denote the formula that calculates spectral efficiency as $S_{i \rightarrow j}(\mathbf{p}(f))$:

$$S_{i \rightarrow j}(\mathbf{p}(f)) = \log \left(1 + \frac{h_{i \rightarrow j} p_{i \rightarrow j}(f)}{n_0 + \sum_{i' \in N \setminus \{i\}} \sum_{j': i' \in A_{j'}} p_{i' \rightarrow j'}(f) g_{i' \rightarrow j}} \right) \quad \forall j \in K, i \in A_j, f \in [0, W]. \quad (41)$$

Define

$$\begin{aligned} R = \left\{ \mathbf{r} \in \mathbb{R}^k : \exists \mathbf{p}(\cdot) = (p_{i \rightarrow j}(\cdot)) \in \mathcal{L}^{|E|} \right. \\ \text{s.t. } r_j = \sum_{i \in A_j} \int_0^W S_{i \rightarrow j}(\mathbf{p}(f)) df, \quad \forall j \in K, \\ \sum_{i' \in N_i} \sum_{j': i' \in A_{j'}} |p_{i' \rightarrow j'}(f)|_0 \leq 1, \quad \forall i \in N, f \in [0, W] \\ \left. 0 \leq p_{i \rightarrow j}(f) \leq P_{\max}, \quad \forall j \in K, i \in A_j, f \in [0, W] \right\}. \end{aligned} \quad (42)$$

R is a subset of the k -dimensional Euclidean space induced by (continuous) power allocations $(p_{i \rightarrow j}(f))_{j \in K, i \in N_j, f \in [0, W]}$ that satisfy certain power constraints. R is non-empty because it includes the zero vector \mathbf{r} induced by all-zero power allocation.

We define another set S

$$\begin{aligned} S = \left\{ \mathbf{u} \in \mathbb{R}^k : \exists \mathbf{q} \in [0, P_{\max}]^{|E|} \right. \\ \text{s.t. } u_j = W \sum_{i \in A_j} S_{i \rightarrow j}(q), \quad \forall j \in K, \\ \left. \sum_{i' \in N_i} \sum_{j': i' \in A_{j'}} |q_{i' \rightarrow j'}|_0 \leq 1, \quad \forall i \in N \right\}. \end{aligned} \quad (43)$$

The set S is a subset of the k -dimensional Euclidean space induced by flat power allocations. It is bounded, closed, thus compact. Each vector in S can be achieved when a single power profile is adopted over $[0, W]$ according to $p_{i \rightarrow j}(f) = q_{i \rightarrow j}$, $\forall j \in K, i \in A_j, f \in [0, W]$. With this power allocation scheme, we have

$$r_j = \sum_{i \in A_j} \int_0^W S_{i \rightarrow j}(\mathbf{p}(f)) df = W \sum_{i \in A_j} S_{i \rightarrow j}(q) = u_j, \quad \forall j \in K. \quad (44)$$

To show that any $\mathbf{r} \in R$ can be attained by a k -sparse piecewise-constant power allocation, first, we will show that R is a subset of the convex hull of S , i.e., $R \subset \text{conv}(S)$. Then, we will prove that any element in S can be achieved with $(k + 1)$ -sparse piecewise-constant power allocation. At last, we will show that a k -sparse piecewise-constant power allocation suffices.

A. R is a subset of the convex hull of S

First, the convex hull of S is compact. It is easy to show the set of flat power allocations $\mathbf{q} \in [0, P_{\max}]^{|E|}$ is compact. Since $\mathbf{q} \in [0, P_{\max}]^{|E|}$, $\sum_{i' \in N_i} \sum_{j: i' \in A_j} |q_{i' \rightarrow j}|_0 \leq 1$, $\forall i \in N$ is a closed subset of $[0, P_{\max}]^{|E|}$, it is also compact. Since $S_{i \rightarrow j}(\cdot)$ and integral are continuous functions, we know S is compact. Thus convex hull of S is flat.

To show $R \subset \text{conv}(S)$, for any element $\mathbf{r} \in \mathcal{R}$, we will construct a sequence of vectors

$\{\mathbf{r}^l\}_{l=1,2,\dots}$ with $\mathbf{r}^l \in \tilde{\mathcal{R}}$ and $\lim_{l \rightarrow \infty} \mathbf{r}^l \rightarrow \mathbf{r}$. We will also prove $\tilde{\mathcal{R}}$ is compact.

$\mathbf{r} \in \mathcal{R}$ indicates there exists a power management policy $\mathbf{p}(f)$ that satisfies (P1c) and (P1d) and gives service rate \mathbf{r} . Assume the PSD of each AP is a bounded measurable function of $[0, W]$. Enumerate all links with index $0, 1, \dots, |E| - 1$. Then, $\mathbf{p}(f)$ can be viewed as a function $\mathbf{p} : [0, W] \rightarrow [0, P_{\max}]^{|E|}$. $[0, W]$ is the range of frequency. Each dimension in $[0, P_{\max}]^{|E|}$ represents the transmission power of corresponding link. For a fixed l , we partition the $|E|$ -dimensional cube $[0, P_{\max}]^{|E|}$ into $l^{|E|}$ disjoint cubes $\{C_{m,l}\}_{m=1}^{l^{|E|}}$, with equal length $\frac{P_{\max}}{l}$ at each dimension. Each cube $C_{m,l}$ can be expressed as

$$C_m = \prod_{j \in K} \prod_{i \in A_j} [a_{i \rightarrow j}^{m,l}, a_{i \rightarrow j}^{m,l} + \frac{P_{\max}}{l}). \quad (45)$$

Define function $D(i, j)$ to map a link $i \rightarrow j$ to the index of the dimension representing its transmission power. Then, $a_{i \rightarrow j}^{m,l} = (\lfloor \frac{m-1}{l^{D(i,j)-1}} \rfloor \bmod l) \frac{P_{\max}}{l}$. We define a measurable partition of $[0, W]$ by $A_{m,l} = \mathbf{p}^{-1}(C_{m,l})$ and define function $\mathbf{p}^l : [0, W] \rightarrow [0, \max]^{l^{|E|}}$:

$$p_{i \rightarrow j}^l(f) = \sum_{m=1}^{l^{|E|}} a_{i \rightarrow j}^{m,l} \mathbb{1}_{\{f \in A_{m,l}\}}. \quad (46)$$

Notice that $\mathbf{p}^l(f)$ is constant on any $A_{m,l}$, and $\mathbf{p}^l(f)$ satisfies constraints $0 \leq p_{i \rightarrow j}^l(f) \leq p_{i \rightarrow j} \leq P_{\max}$, and $\sum_{i' \in N_i} \sum_{j: i' \in A_j} |p_{i' \rightarrow j}^l(f)|_0 \leq \sum_{i' \in N_i} \sum_{j: i' \in A_j} |p_{i' \rightarrow j}(f)|_0 \leq 1$.

Also, we define,

$$r_j^l = \sum_{m=1}^{l^{|E|}} \sum_{i \in A_j} S_{i \rightarrow j}(\mathbf{p}^l(f)) \mu(A_{m,l}), \quad (47)$$

where μ is the measure function. Let $\mathbf{r}^l = (r_j^l, j \in K)$, it is obvious that $\mathbf{r}^l \in \tilde{\mathcal{R}}$.

From definition we know $p_{i \rightarrow j}^l(f)$ is the closest integer multiple of $\frac{P_{\max}}{l}$ which is smaller or equal to $p_{i \rightarrow j}(f)$. Thus $|p_{i \rightarrow j}(f) - p_{i \rightarrow j}^l(f)| \leq \frac{P_{\max}}{l}$, and

$$|\mathbf{p}^l - \mathbf{p}| \leq \sqrt{|E|} \frac{P_{\max}}{l}. \quad (48)$$

Assume $S_{i \rightarrow j}(\cdot)$ is continuous. For all $\epsilon > 0$, there exists a δ , such that if $|\mathbf{p}_1(f) - \mathbf{p}_2(f)| \leq \delta$, $|S_{i \rightarrow j}(\mathbf{p}_1(f)) - S_{i \rightarrow j}(\mathbf{p}_2(f))| < \epsilon$. We let l to be large enough such that $\sqrt{|E|} \frac{P_{\max}}{l} < \delta$. Thus, we have

$$|S_{i \rightarrow j}(\mathbf{p}(f)) - S_{i \rightarrow j}(\mathbf{p}^l(f))| < \epsilon. \quad (49)$$

Since $\mathbf{p}^l(f)$ is constant on $A_{m,l}$, we have $\sum_{m=1}^{|E|} S_{i \rightarrow j}(\mathbf{p}^l(f)) \mu(A_{m,l}) = \int_0^W S_{i \rightarrow j}(\mathbf{p}^l(f)) df$. Thus,

$$|r_{i \rightarrow j} - r_{i \rightarrow j}^l| = \left| \int_0^W S_{i \rightarrow j}(\mathbf{p}(f)) df - \sum_{m=1}^{l^{kn}} S_{i \rightarrow j}(\mathbf{p}^l(f)) \mu(A_{m,l}) \right| \quad (50)$$

$$= \int_0^W |S_{i \rightarrow j}(\mathbf{p}(f)) - S_{i \rightarrow j}(\mathbf{p}^l(f))| df \quad (51)$$

$$\leq \epsilon W. \quad (52)$$

Thus,

$$|\mathbf{r} - \mathbf{r}^l| \leq \sum_{j \in K} \sum_{i \in A_j} |r_{i \rightarrow j} - r_{i \rightarrow j}^l| \quad (53)$$

$$\leq \epsilon n |E| W \quad (54)$$

which can be arbitrarily small as l is large enough. Thus, $\mathbf{r}^l \rightarrow \mathbf{r}$ as $l \rightarrow \infty$.

B. k -sparse piecewise-constant power allocation for $\mathbf{r} \in \tilde{\mathcal{R}}$

For flat power allocations \mathbf{p} satisfying (P1c) and (P1d), define the feasible region as

$$\mathcal{R}_{\text{flat}} = \{\mathbf{r} \in \mathbb{R}^k : r_j = \sum_{i \in A_j} W S_{i \rightarrow j}(\mathbf{p})\}. \quad (55)$$

Define $\tilde{\mathcal{R}}$ as the convex hull of $\mathcal{R}_{\text{flat}}$. By Carathéodory's theorem, any point in $\tilde{\mathcal{R}}$ lies in a d -simplex with vertices in $\tilde{\mathcal{R}}$. Thus, this point can be achieved with a combination of at most $k + 1$ points of $\mathcal{R}_{\text{flat}}$.

C. k -sparse piecewise-constant power allocation for optimal solution

Consider an optimal solution \mathbf{r}^* . According to Carathéodory's theorem, \mathbf{r}^* lies in a d -simplex with vertices in $\tilde{\mathcal{R}}$, with $d \leq k$. However, since \mathbf{r}^* is one of the optimal solutions, it can not be an interior point in this d -simplex (otherwise, we can get a larger utility by moving \mathbf{r}^* with a sufficiently small distance so that the value of some dimensions are increased without harming other dimensions. This contradicts that \mathbf{r}^* is optimal). Thus, it must lie on some m -face of the d -simplex with $m < d$, and can be written as the convex combination of $m + 1 \leq k$ points in $\mathcal{R}_{\text{flat}}$. Therefore, an optimal solution \mathbf{r}^* can be attained by a k -sparse power allocation.

REFERENCES

- [1] T. RAN, "Evolved universal terrestrial radio access (e-utra) and evolved universal terrestrial radio access network (e-utran); coordinated multi-point operation for lte physical layer aspects (release 11)."
- [2] E. U. T. R. Access, "Further advancements for e-utra physical layer aspects," *3GPP Technical Specification TR*, vol. 36, p. V2, 2010.

- [3] J. Lee, Y. Kim, H. Lee, B. L. Ng, D. Mazzaresse, J. Liu, W. Xiao, and Y. Zhou, "Coordinated multipoint transmission and reception in lte-advanced systems," *IEEE Communications Magazine*, vol. 50, no. 11, pp. 44–50, November 2012.
- [4] S. Brueck, L. Zhao, J. Giese, and M. A. Amin, "Centralized scheduling for joint transmission coordinated multi-point in lte-advanced," in *Smart Antennas (WSA), 2010 International ITG Workshop on*. IEEE, 2010, pp. 177–184.
- [5] R. Irmer, H. Droste, P. Marsch, M. Grieger, G. Fettweis, S. Brueck, H.-P. Mayer, L. Thiele, and V. Jungnickel, "Coordinated multipoint: Concepts, performance, and field trial results," *IEEE Communications Magazine*, vol. 49, no. 2, pp. 102–111, 2011.
- [6] G. Nigam, P. Minero, and M. Haenggi, "Coordinated multipoint joint transmission in heterogeneous networks," *IEEE Transactions on Communications*, vol. 62, no. 11, pp. 4134–4146, 2014.
- [7] E. FCC, "Docket no 03-222 notice of proposed rule making and order," 2003.
- [8] S. Haykin, "Cognitive radio: brain-empowered wireless communications," *IEEE journal on selected areas in communications*, vol. 23, no. 2, pp. 201–220, 2005.
- [9] D. Grandblaise, D. Bourse, K. Moessner, and P. Leaves, "Dynamic spectrum allocation (dsa) and reconfigurability," in *Proc. Software-Defined Radio (SDR) Forum*, 2002.
- [10] S.-S. Byun and J.-M. Gil, "Fair dynamic spectrum allocation using modified game theory for resource-constrained cognitive wireless sensor networks," *Symmetry*, vol. 9, no. 5, p. 73, 2017.
- [11] S. Wang, P. Xu, X. Xu, S. Tang, X. Li, and X. Liu, "Toda: Truthful online double auction for spectrum allocation in wireless networks," in *New Frontiers in Dynamic Spectrum, 2010 IEEE Symposium on*. IEEE, 2010, pp. 1–10.
- [12] Z. Ji and K. R. Liu, "Cognitive radios for dynamic spectrum access-dynamic spectrum sharing: A game theoretical overview," *IEEE Communications Magazine*, vol. 45, no. 5, 2007.
- [13] O. Ileri, D. Samarzija, and N. B. Mandayam, "Demand responsive pricing and competitive spectrum allocation via a spectrum server," in *New Frontiers in Dynamic Spectrum Access Networks, 2005. DySPAN 2005. 2005 First IEEE International Symposium on*. IEEE, 2005, pp. 194–202.
- [14] M. Ru, S. Yin, and Z. Qu, "Power and spectrum allocation in d2d networks based on coloring and chaos genetic algorithm," *Procedia Computer Science*, vol. 107, pp. 183–189, 2017.
- [15] L. Cao and H. Zheng, "Distributed spectrum allocation via local bargaining," in *SECON*, 2005, pp. 475–486.
- [16] T. ElBatt and A. Ephremides, "Joint scheduling and power control for wireless ad hoc networks," *IEEE Transactions on Wireless communications*, vol. 3, no. 1, pp. 74–85, 2004.
- [17] M. Kubisch, H. Karl, A. Wolisz, L. C. Zhong, and J. Rabaey, "Distributed algorithms for transmission power control in wireless sensor networks," in *Wireless Communications and Networking, 2003. WCNC 2003. 2003 IEEE*, vol. 1. IEEE, 2003, pp. 558–563.
- [18] C. U. Saraydar, N. B. Mandayam, and D. J. Goodman, "Efficient power control via pricing in wireless data networks," *IEEE transactions on Communications*, vol. 50, no. 2, pp. 291–303, 2002.
- [19] Z. Zhou and D. Guo, "A centralized metropolitan-scale radio resource management scheme," *arXiv preprint arXiv:1808.02582*, 2018.
- [20] K. Shen and W. Yu, "Fractional programming for communication systems part i: Power control and beamforming," *IEEE Transactions on Signal Processing*, vol. 66, no. 10, pp. 2616–2630, 2018.
- [21] —, "Fractional programming for communication systems part ii: Uplink scheduling via matching," *IEEE Transactions on Signal Processing*, vol. 66, no. 10, pp. 2631–2644, 2018.
- [22] Z. Zhou, D. Guo, and M. L. Honig, "Licensed and unlicensed spectrum allocation in heterogeneous networks," *IEEE Transactions on Communications*, vol. 65, no. 4, pp. 1815–1827, 2017.

- [23] B. Zhuang, D. Guo, and M. L. Honig, “Traffic-driven spectrum allocation in heterogeneous networks,” *IEEE Journal on Selected Areas in Communications*, vol. 33, no. 10, pp. 2027–2038, 2015.
- [24] S. Micali and V. V. Vazirani, “An $O(V^2E)$ algorithm for finding maximum matching in general graphs,” in *21st Annual Symposium on Foundations of Computer Science (sfcs 1980)*, Oct 1980, pp. 17–27.
- [25] V. V. Vazirani, “An improved definition of blossoms and a simpler proof of the mv matching algorithm,” *CoRR*, *abs/1210.4594*, vol. 141, 2012.
- [26] Z. Zhou and D. Guo, “1000-cell global spectrum management,” in *Proceedings of the 17th ACM International Symposium on Mobile Ad Hoc Networking and Computing*, ser. *MobiHoc '17*. Chennai, India: ACM, 2017.
- [27] J. Li and D. Guo, “Cloud-based resource allocation and cooperative transmission in large cellular networks,” *55th Annual Allerton Conference on Communication, Control, and Computing*, 2017.