

Information Freshness in Cache Updating Systems

Melih Bastopcu Sennur Ulukus

Department of Electrical and Computer Engineering

University of Maryland, College Park, MD 20742

bastopcu@umd.edu ulukus@umd.edu

Abstract

We consider a cache updating system with a source, a cache and a user. There are n files. The source keeps the freshest version of the files which are updated with known rates λ_i . The cache downloads and keeps the freshest version of the files from the source with rates c_i . The user gets updates from the cache with rates u_i . When the user gets an update, it either gets a fresh update from the cache or the file at the cache becomes outdated by a file update at the source. We find an analytical expression for the average freshness of the files at the user. Next, we generalize our setting to the case where there are multiple caches in between the source and the user, and find the average freshness at the user. We provide an alternating maximization based method to find the update rates for the cache(s), c_i , and for the user, u_i , to maximize the freshness of the files at the user. We observe that for a given set of update rates for the user (resp. for the cache), the optimal rate allocation policy for the cache (resp. for the user) is a *threshold policy*, where the optimal update rates for rapidly changing files at the source may be equal to zero. Finally, we consider a system where multiple users are connected to a single cache and find update rates for the cache and the users to maximize the total freshness over all users.

I. INTRODUCTION

With emerging technologies such as autonomous driving, augmented reality, social networking, high-frequency automated trading, and online gaming, time sensitive information has become ever more critical. Age of information has been proposed as a performance metric to quantify the *freshness* of information in communication networks. Age of information has been studied in

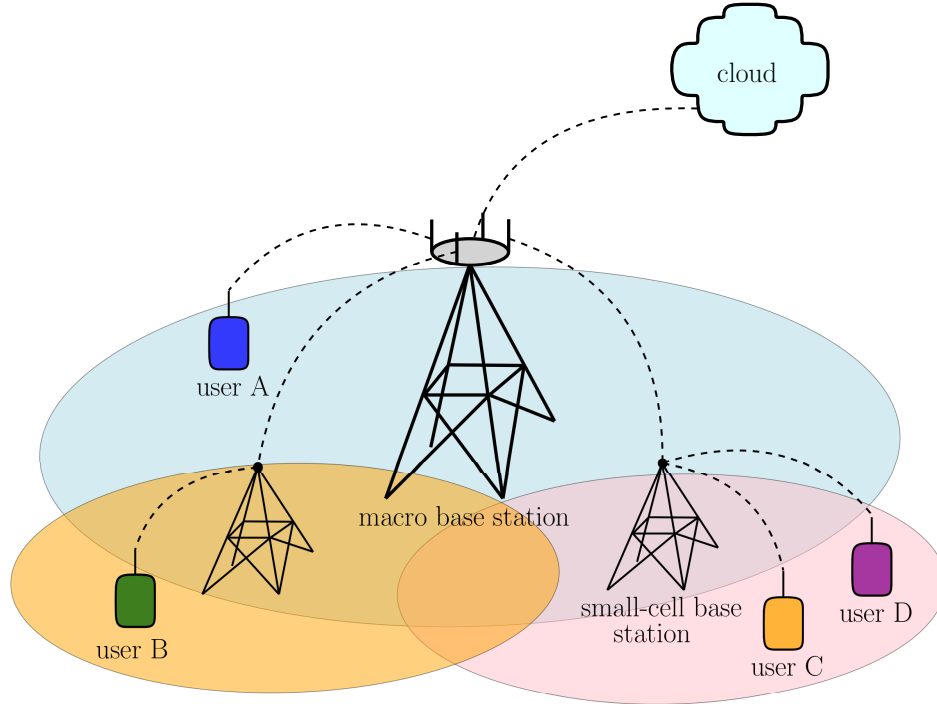


Fig. 1. A cache updating system consisting of a cloud (the source), a macro base station (the first cache), a small-cell base station (the second cache), and users. The files at the source are updated with known rates. The first cache always obtains fresh files from the source. However, depending on the file status at the first cache, the second cache may not be able to obtain a fresh file all the time; the same is true for the users as well. We consider end-to-end freshness at the users.

the context of web crawling [1]–[4], social networks [5], queueing networks [6]–[15], caching systems [16]–[22], remote estimation [23]–[26], energy harvesting systems [27]–[35], fading wireless channels [36], [37], scheduling in networks [38]–[46], multi-hop multicast networks [47]–[50], lossless and lossy source coding [51]–[55], computation-intensive systems [56]–[61], vehicular, IoT and UAV systems [62]–[64], reinforcement learning [65]–[67], and so on.

In this work, we consider a cache updating system that consists of a source, cache(s) and user(s). We start with the simplest system model shown in Fig. 2 with a source, a single cache and a single end-user; generalize it to the case where there are multiple caches in between the source and the user as shown in Fig. 4; and further extend it to the case where there are multiple end-users as shown in Fig. 6. The models we study are abstractions of a real-life setting shown in Fig. 1. Specifically, the two-hop serial cache system in Fig. 2 is an abstraction for the communication system between the cloud, macro base station and user *A* in Fig. 1; the multi-hop serial cache system in Fig. 4 is an abstraction for the communication system between the cloud, macro base station, small-cell base station and user *B* in Fig. 1 (for a three-hop system); and the

multi-access caching system in Fig. 6 is an abstraction for the communication system between the cloud, macro base station, small-cell base station and users C and D in Fig. 1.

In all these system models, the source keeps the freshest version of all the files which are updated with known rates λ_i . The cache downloads the files from the source and stores the latest downloaded versions of these files. When the cache downloads a file from the source, the file at the cache becomes fresh. After that, either the user gets the fresh file from the cache or the file at the cache becomes outdated due to a file update at the source. Thus, depending on the file status at the cache, the user may get a fresh or an outdated file. For all these system models, we derive analytical expressions for the information freshness at the end-users, and determine the updating frequencies for the intermediate caches and the end-users for maximum freshness.

References that are most closely related to our work are [4], [17]. Reference [4] studies the problem of finding optimal crawl rates to keep the information in a search engine fresh while maintaining the constraints on crawling rates imposed by the websites and also the total crawl rate constraint of the search engine. Even though the freshness metric used in [4] is similar to ours, the problem settings are different where we develop a general freshness expression for a multi-hop multi-user caching system, which differentiates our overall work from [4]. Reference [17] considers a similar model to ours where a resource constrained remote server wants to keep the items at a local cache as fresh as possible. Reference [17] shows that the update rates of the files should be chosen proportional to the square roots of their popularity indices. Different from [17] where the freshness of the local cache is considered, we consider the freshness at the user which is connected to the source via a single cache or multiple caches. Thus, our system model can be thought of as an extended version of the one-hop model in [17]. However, our freshness metric is different than the traditional age metric used in [17], and hence, the overall work in this paper is distinct compared to [17].

In this paper, we first consider a system where there is a source, a cache and a user (Fig. 2). We find an analytical expression for the average freshness of the files at the user. We then generalize our result to find the average freshness for the end-user when multiple caches are placed in between the source and the user (Fig. 4). We impose total update rate constraints for the caches and also for the user due to limited nature of resources. Our aim is to find the

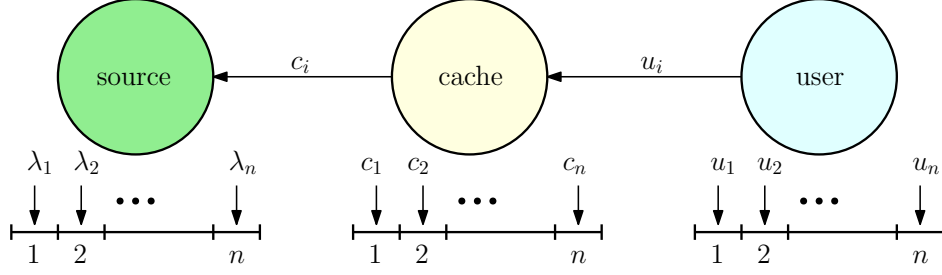


Fig. 2. A cache updating system which consists of a source, a cache and a user. The i th file at the source is updated with rate λ_i , the cache requests updates for the i th file from the source with rate c_i , and the user requests updates for the i th file from the cache with rate u_i .

update rates for the cache(s) and also for the user such that the total freshness of the files at the user is maximized. We find that the average freshness of the user is a concave function of the update rates of the caches and of the user individually, but not jointly. We provide an alternating maximization based solution where the update rates of the user (resp. of the cache) are optimized for a given set of update rates of the cache (resp. of the user). We observe that for a given set of parameters, such as update rates of the user, the optimal rate allocation policy for the other set of parameters, such as update rates at the caches, is a *threshold policy*, where the files that are updated frequently at the source may not be updated by the corresponding entity. Finally, we consider a system where multiple users are connected to a single cache (Fig. 6) and find update rates for the cache and for the users to maximize the total freshness over all users.

II. SYSTEM MODEL, FRESHNESS FUNCTION AND PROBLEM FORMULATION

We consider a cache updating system where there is an information source, a cache and a user as shown in Fig. 2. The information source keeps the freshest version of n files where the i th file is updated with exponential inter-arrival times with rate λ_i . The file updates at the source are independent of each other. A cache which is capable of storing the latest downloaded versions of all files gets the fresh files from the source. The channel between the source and the cache is assumed to be perfect and the transmission times are negligible. Thus, if the cache requests an update for the i th file, it receives the file from the source right away. The inter-update request times of the cache for the i th file are exponential with rate c_i . The cache is subject to a total update rate constraint as in [17] as it is resource-constrained, i.e., $\sum_{i=1}^n c_i \leq C$. The user requests the latest versions of the files stored in the cache. The inter-update request times of the user for the i th file are exponential with rate u_i . The channel between the user and the cache is

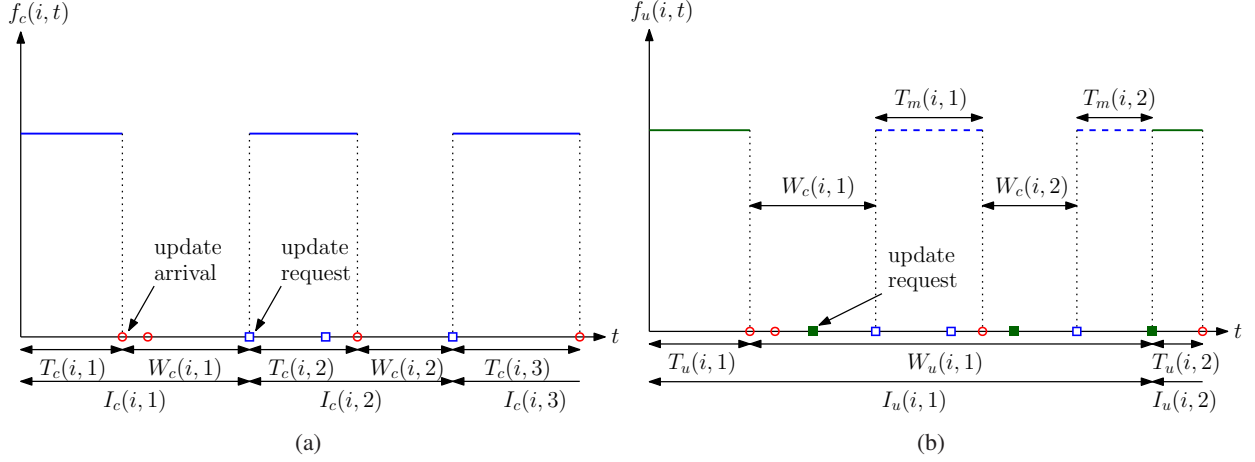


Fig. 3. Sample evolution of freshness of the i th file (a) at the cache and (b) at the user. Red circles represent the update arrivals at the source, blue squares represent the update requests from the cache, and green filled squares represent the update requests from the user.

also assumed to be perfect and the transmission times are negligible. Similarly, there is a total update rate constraint for the user, i.e., $\sum_{i=1}^n u_i \leq U$.

We note that each file at the source is always *fresh*. However, when a file is updated at the source, the stored versions of the same file at the cache and at the user become *outdated*. When the cache gets an update for an outdated file, the updated file in the cache becomes *fresh* again until the next update arrival at the source. When the user requests an update for an outdated file, it might still receive an outdated version if the file at the cache is not fresh. We note that since the cache and the user are unaware of the file updates at the source, they do not know whether they have the freshest versions of the files or not. Thus, they may still request an update even though they have the freshest version of a file.

In order to keep track of the *freshness*, we define the freshness function of the i th file at the cache $f_c(i, t)$ shown in Fig. 3(a) as,

$$f_c(i, t) = \begin{cases} 1, & \text{if the } i\text{th file is fresh at time } t, \\ 0, & \text{otherwise.} \end{cases} \quad (1)$$

i.e., the instantaneous freshness function is a binary function taking values of fresh, “1”, or not fresh, “0”, at any time t .

We denote file updates which replace an outdated file with the freshest version of the file as successful updates. We define the time interval between the j th and the $(j + 1)$ th successful

updates for the i th file at the cache as the j th update cycle and denote it by $I_c(i, j)$. We denote the time duration when the i th file at the cache is fresh during the j th update cycle as $T_c(i, j)$. Then, we define the long term average freshness of the i th file at the cache as

$$F_c(i) = \lim_{T \rightarrow \infty} \frac{1}{T} \int_0^T f_c(i, t) dt. \quad (2)$$

Similar to [1], $F_c(i)$ is equal to

$$F_c(i) = \lim_{T \rightarrow \infty} \frac{N}{T} \left(\frac{1}{N} \sum_{j=1}^N T_c(i, j) \right) = \frac{\mathbb{E}[T_c(i)]}{\mathbb{E}[I_c(i)]}, \quad (3)$$

where N is the number of update cycles in the time duration T .

Similarly, we define $f_u(i, t)$ as the freshness function of the i th file at the user shown in Fig. 3(b). Then, the long term average freshness of the i th file at the user is equal to

$$F_u(i) = \frac{\mathbb{E}[T_u(i)]}{\mathbb{E}[I_u(i)]}. \quad (4)$$

Finally, we define F_u as the total freshness over all files at the user as

$$F_u = \sum_{i=1}^n F_u(i). \quad (5)$$

Our aim is to find the optimal update rates for the cache, c_i , and for the user, u_i , for $i = 1, \dots, n$, such that the total average freshness of the user F_u is maximized while satisfying the constraints on the total update rate for the cache, $\sum_{i=1}^n c_i \leq C$, and for the user, $\sum_{i=1}^n u_i \leq U$. Thus, our optimization problem is,

$$\begin{aligned} & \max_{\{c_i, u_i\}} F_u \\ & \text{s.t.} \quad \sum_{i=1}^n c_i \leq C \\ & \quad \sum_{i=1}^n u_i \leq U \\ & \quad c_i \geq 0, \quad u_i \geq 0, \quad i = 1, \dots, n. \end{aligned} \quad (6)$$

In the following section, we find analytical expressions for the long term average freshness of the i th file at the cache, $F_c(i)$, and at the user, $F_u(i)$, as a function of the update rate at the

source λ_i , the update rate at the cache c_i , and the update rate at the user u_i . Once we find $F_u(i)$, this will determine the objective function of (6) via (5).

III. AVERAGE FRESHNESS ANALYSIS FOR A SINGLE CACHE

In this section, we consider the system model in Fig. 2, where there is a source, a single cache and a user. First, we find an analytical expression for the long term average freshness of the i th file at the cache, i.e., $F_c(i)$ in (3). We note that due to the memoryless property of the exponential distribution, $T_c(i, j)$ which is the time duration when the i th file at the cache is fresh during the j th update cycle is exponentially distributed with parameter λ_i . Since $T_c(i, j)$ are independent and identically distributed (i.i.d.) over j , we drop index j , and denote a typical $T_c(i, j)$ as $T_c(i)$. Thus, we have $\mathbb{E}[T_c(i)] = \frac{1}{\lambda_i}$. Let $W_c(i, j)$ be the total duration when the i th file at the cache is outdated during the j th update cycle, i.e., $W_c(i, j) = I_c(i, j) - T_c(i, j)$. Note that $W_c(i, j)$ is also equal to the time passed until the fresh version of the i th file is obtained from the source after the file is outdated at the cache. We denote typical random variables for $W_c(i, j)$ and $I_c(i, j)$ by $W_c(i)$ and $I_c(i)$, respectively. As the update request times for the cache are exponentially distributed with rate c_i , we have $\mathbb{E}[W_c(i)] = \frac{1}{c_i}$. Thus, we find

$$\mathbb{E}[I_c(i)] = \mathbb{E}[T_c(i)] + \mathbb{E}[W_c(i)] = \frac{1}{\lambda_i} + \frac{1}{c_i}. \quad (7)$$

By using (3), we find $F_c(i)$ as

$$F_c(i) = \frac{c_i}{c_i + \lambda_i}. \quad (8)$$

We note that the freshness of the i th file at the cache $F_c(i)$ in (8) is an increasing function of the cache update rate c_i , but a decreasing function of the source update rate λ_i .

Next, we find an analytical expression for the average freshness of the i th file at the user $F_u(i)$. Similar to $\mathbb{E}[T_c(i)]$, we have $\mathbb{E}[T_u(i)] = \frac{1}{\lambda_i}$ due to the memoryless property of the exponential distribution, i.e., after the user gets the fresh file, the remaining time for the next file update at the source is still exponentially distributed with rate λ_i . Similarly, we denote the time duration when the i th file at the user is outdated during the j th update cycle as $W_u(i, j)$ which is equal to $W_u(i, j) = I_u(i, j) - T_u(i, j)$. In order for the user to get fresh updates from the cache, the cache needs to get the fresh update from the source which takes $W_c(i, j)$ time as discussed earlier.

After the file at the cache becomes fresh, either the user gets the fresh update from the cache or the file at the source is updated, and thus the file at the cache becomes outdated again. We denote the earliest time that one of these two cases happens as $T_m(i)$, i.e., $T_m(i) = \min\{T_c(i), \bar{W}_u(i)\}$ where $\bar{W}_u(i)$ is the time for the user to obtain a new update from the cache which is exponentially distributed with rate u_i . Thus, $T_m(i)$ is also exponentially distributed with rate $u_i + \lambda_i$. We note that $\mathbb{P}[T_m(i) = \bar{W}_u(i)] = \frac{u_i}{u_i + \lambda_i}$ and $\mathbb{P}[T_m(i) = T_c(i)] = \frac{\lambda_i}{u_i + \lambda_i}$.

Note that if the user gets the fresh update before the file at the cache becomes outdated which happens with probability $\mathbb{P}[T_m(i) = \bar{W}_u(i)]$, an update cycle of the i th file at the user is completed and thus, $f_u(i, t)$ is equal to 1 again. However, if the file at the source is updated before the user gets the fresh update from the cache, then this process repeats itself, i.e., the cache initially needs to receive the fresh update which takes another $W_c(i, j)$ time and so on, until the user receives the fresh update from the cache. Thus, we write $W_u(i, j)$ as

$$W_u(i, j) = \sum_{k=1}^K W_c(i, k) + T_m(i, k), \quad (9)$$

where K is a geometric random variable with rate $\frac{u_i}{u_i + \lambda_i}$. Due to [68, Prob. 9.4.1], $\sum_{k=1}^K W_c(i, k)$ and $\sum_{k=1}^K T_m(i, k)$ are exponentially distributed with rates $\frac{u_i c_i}{u_i + \lambda_i}$ and u_i , respectively. We use $W_u(i)$ and $I_u(i)$ to denote the typical random variables for $W_u(i, j)$ and $I_u(i, j)$, respectively. Thus, we have $\mathbb{E}[W_u(i)] = \frac{u_i + \lambda_i}{u_i c_i} + \frac{1}{u_i}$. Since $\mathbb{E}[I_u(i)] = \mathbb{E}[T_u(i)] + \mathbb{E}[W_u(i)]$, we get

$$\mathbb{E}[I_u(i)] = \frac{1}{\lambda_i} + \frac{1}{u_i} + \frac{u_i + \lambda_i}{u_i c_i}. \quad (10)$$

Finally, we find $F_u(i)$ as

$$F_u(i) = \frac{\mathbb{E}[T_u(i)]}{\mathbb{E}[I_u(i)]} = \frac{u_i}{u_i + \lambda_i} \frac{c_i}{c_i + \lambda_i}. \quad (11)$$

We note that the freshness of the i th file at the user $F_u(i)$ in (11) depends not only on the update rate of the user u_i and file update rate at the source λ_i but also the update rate of the cache c_i as the user obtains the fresh update from the cache. We note that $F_u(i)$ is an increasing function of u_i and c_i , but a decreasing function of λ_i . We observe that $F_u(i)$ is an individually concave function of u_i and c_i but not jointly concave in u_i and c_i , as u_i and c_i terms appear as a multiplication in (11). If the user was directly connected to the source, its freshness would be

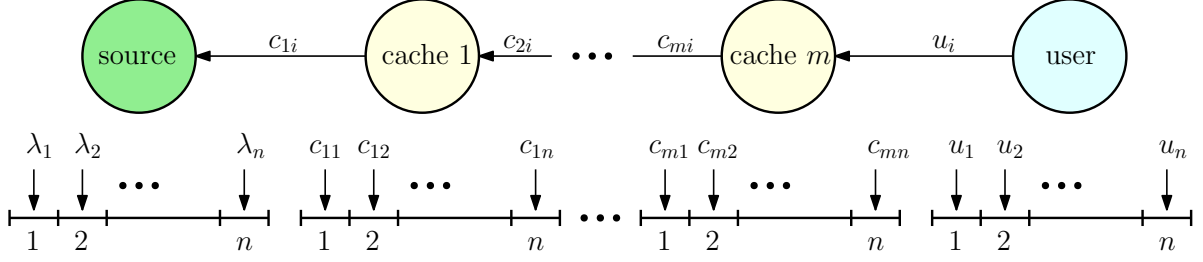


Fig. 4. Generalized system model where there are m serially connected caches in between the source and the user.

equal to $\frac{u_i}{u_i + \lambda_i}$, i.e., the first term in (11). However, as the user is connected to the source via the cache, the freshness experienced by the user is equal to the multiplication of the freshness of the cache and the freshness of the user if the user was directly connected to the source. Note that, since $\frac{c_i}{c_i + \lambda_i} < 1$, the freshness of the user when connected to the source via a cache is smaller than the freshness it would achieve if it was directly connected to the source.

In the following section, we find the average freshness of the caches and of the user for the general case when there are m caches connected serially in between the source and the user.

IV. AVERAGE FRESHNESS ANALYSIS FOR M CACHES

In this section, we consider a system where there are m caches placed in between the source and the user, as shown in Fig. 4. We denote the r th cache's update rate for the i th file as c_{ri} . We define $I_c(r, i, j)$ as the j th update cycle for the i th file at cache r for $r = 1, \dots, m$. Similarly, we define $T_c(r, i, j)$ (and $W_c(r, i, j)$) as the time duration when the i th file at cache r is fresh (and outdated) during the j th update cycle, i.e., we have $I_c(r, i, j) = T_c(r, i, j) + W_c(r, i, j)$.

Next, we find an analytical expression for the average freshness of the i th file at the r th cache $F_c(r, i)$ and at the user $F_u(i)$. In order to obtain a fresh file at cache r , the file at cache $r - 1$ needs to be fresh for $r > 1$. Similar to the derivation of $F_u(i)$ in (11), after cache $r - 1$ obtains the fresh file, either cache r gets the fresh file from cache $r - 1$ or the file at the source is updated and the file in all the caches becomes outdated. Thus, we write $W_c(r, i, j)$ as

$$W_c(r, i, j) = \sum_{\ell=1}^{K_r} W_c(r-1, i, \ell) + T_m(r, i, \ell), \quad (12)$$

where K_r is a geometric random variable with rate $\frac{c_{ri}}{c_{ri} + \lambda_i}$ and $T_m(r, i) = \min\{T_c(r, i), \bar{W}_c(r, i)\}$ where $T_c(r, i)$ and $\bar{W}_c(r, i)$ are exponentially distributed with rates λ_i and c_{ri} , respectively. We

note that $T_m(r, i)$ is also exponentially distributed with rate $c_{ri} + \lambda_i$. Then, given that $K_r = k$, we write $\mathbb{E}[W_c(r, i)|K_r = k]$ as

$$\mathbb{E}[W_c(r, i)|K_r = k] = k \left(\mathbb{E}[W_c(r-1, i)] + \frac{1}{c_{ri} + \lambda_i} \right). \quad (13)$$

Then, we find $\mathbb{E}[W_c(r, i)] = \mathbb{E}[\mathbb{E}[W_c(r, i)|K_r]]$ as

$$\mathbb{E}[W_c(r, i)] = \frac{c_{ri} + \lambda_i}{c_{ri}} \mathbb{E}[W_c(r-1, i)] + \frac{1}{c_{ri}}, \quad (14)$$

which is equal to $\mathbb{E}[W_c(1, i)] = \frac{1}{c_{1i}}$ if $r = 1$, and to

$$\mathbb{E}[W_c(r, i)] = \frac{1}{c_{ri}} + \sum_{\ell=1}^{r-1} \frac{1}{c_{\ell i}} \prod_{p=\ell+1}^r \frac{c_{pi} + \lambda_i}{c_{pi}}, \quad r = 2, \dots, m. \quad (15)$$

Then, by using $\mathbb{E}[I_c(r, i)] = \mathbb{E}[T_c(r, i)] + \mathbb{E}[W_c(r, i)]$, we have

$$\mathbb{E}[I_c(r, i)] = \begin{cases} \frac{1}{\lambda_i} + \frac{1}{c_{1i}}, & r = 1, \\ \left(\frac{1}{\lambda_i} + \frac{1}{c_{1i}} \right) \prod_{\ell=2}^r \frac{c_{\ell i} + \lambda_i}{c_{\ell i}}, & r = 2, \dots, m. \end{cases} \quad (16)$$

Finally, we find the average freshness for the i th file at cache r as

$$F_c(r, i) = \frac{\mathbb{E}[T_c(r, i)]}{\mathbb{E}[I_c(r, i)]} = \prod_{\ell=1}^r \frac{c_{\ell i}}{c_{\ell i} + \lambda_i}, \quad r = 1, \dots, m. \quad (17)$$

Similarly, we find $\mathbb{E}[I_u(i)]$ as

$$\mathbb{E}[I_u(i)] = \left(\frac{1}{\lambda_i} + \frac{1}{c_{1i}} \right) \frac{u_i + \lambda_i}{u_i} \prod_{r=2}^m \frac{c_{ri} + \lambda_i}{c_{ri}}. \quad (18)$$

Then, the average freshness of the i th file at the user is

$$F_u(i) = \frac{\mathbb{E}[T_u(i)]}{\mathbb{E}[I_u(i)]} = \frac{u_i}{u_i + \lambda_i} \prod_{r=1}^m \frac{c_{ri}}{c_{ri} + \lambda_i}. \quad (19)$$

Thus, we observe from (17) that, for the general system, the average freshness experienced by cache r for $r > 1$ is equal to the multiplication of the freshness of cache $r-1$ with the freshness of cache r when cache r is directly connected to the source. We observe from (19) that the same structure is valid for the freshness of the user as well. We also note that the average freshness expression in (19) reduces to the expression in (11) found in Section III, when $m = 1$. Finally,

as an explicit example of the expression in (19), if we have $m = 2$ caches between the source and the user, the freshness at the user is

$$F_u(i) = \frac{u_i}{u_i + \lambda_i} \frac{c_{1i}}{c_{1i} + \lambda_i} \frac{c_{2i}}{c_{2i} + \lambda_i}. \quad (20)$$

In the following section, we solve the optimization problem in (6) for the system with a single cache by using the freshness expression $F_u(i)$ found in (11) in Section III.

V. FRESHNESS MAXIMIZATION FOR A SYSTEM WITH A SINGLE CACHE

In this section, we consider the optimization problem in (6) for a system with a single cache. Using $F_u(i)$ in (11) and F_u in (5), we rewrite the freshness maximization problem as

$$\begin{aligned} \max_{\{c_i, u_i\}} \quad & \sum_{i=1}^n \frac{u_i}{u_i + \lambda_i} \frac{c_i}{c_i + \lambda_i} \\ \text{s.t.} \quad & \sum_{i=1}^n c_i \leq C \\ & \sum_{i=1}^n u_i \leq U \\ & c_i \geq 0, \quad u_i \geq 0, \quad i = 1, \dots, n. \end{aligned} \quad (21)$$

We introduce the Lagrangian function [69] for (21) as

$$\mathcal{L} = - \sum_{i=1}^n \frac{u_i}{u_i + \lambda_i} \frac{c_i}{c_i + \lambda_i} + \beta \left(\sum_{i=1}^n c_i - C \right) + \theta \left(\sum_{i=1}^n u_i - U \right) - \sum_{i=1}^n \nu_i c_i - \sum_{i=1}^n \eta_i u_i, \quad (22)$$

where $\beta \geq 0$, $\theta \geq 0$, $\nu_i \geq 0$ and $\eta_i \geq 0$. Then, we write the KKT conditions as

$$\frac{\partial \mathcal{L}}{\partial c_i} = - \frac{u_i}{u_i + \lambda_i} \frac{\lambda_i}{(c_i + \lambda_i)^2} + \beta - \nu_i = 0, \quad (23)$$

$$\frac{\partial \mathcal{L}}{\partial u_i} = - \frac{c_i}{c_i + \lambda_i} \frac{\lambda_i}{(u_i + \lambda_i)^2} + \theta - \eta_i = 0, \quad (24)$$

for all i . The complementary slackness conditions are

$$\beta \left(\sum_{i=1}^n c_i - C \right) = 0, \quad (25)$$

$$\theta \left(\sum_{i=1}^n u_i - U \right) = 0, \quad (26)$$

$$\nu_i c_i = 0, \quad (27)$$

$$\eta_i u_i = 0. \quad (28)$$

The objective function in (21) is not jointly concave in c_i and u_i since c_i s and u_i s appear as multiplicative terms in the objective function. However, for given c_i s, the objective function in (21) is concave in u_i . Similarly, for given u_i s, the objective function in (21) is concave in c_i . Thus, we apply an alternating maximization based method [70]–[73] to find (c_i, u_i) pairs such that (23) and (24) are satisfied for all i .

Starting with initial u_i s, we find the optimum update rates for the cache, c_i s, such that the total update rate constraint for the cache, i.e., $\sum_{i=1}^n c_i \leq C$, and the feasibility of the update rates, i.e., $c_i \geq 0$ for all i , are satisfied. Then, for given c_i s, we find the optimum update rates for the user, u_i s, such that the total update rate constraint for the user, i.e., $\sum_{i=1}^n u_i \leq U$, and the feasibility of the update rates, i.e., $u_i \geq 0$ for all i , are satisfied. We repeat these steps until the KKT conditions in (23) and (24) are satisfied.

For given u_i s with $u_i > 0$, we rewrite (23) as

$$(c_i + \lambda_i)^2 = \frac{1}{\beta - \nu_i} \frac{u_i \lambda_i}{u_i + \lambda_i} \quad (29)$$

Then, we find c_i as

$$c_i = \frac{1}{\sqrt{\beta - \nu_i}} \sqrt{\frac{u_i \lambda_i}{u_i + \lambda_i}} - \lambda_i, \quad (30)$$

for all i with $u_i > 0$. If $c_i > 0$, we have $\nu_i = 0$ from (27). Thus, we have

$$c_i = \left(\frac{1}{\sqrt{\beta}} \sqrt{\frac{u_i \lambda_i}{u_i + \lambda_i}} - \lambda_i \right)^+, \quad (31)$$

for all i with $u_i > 0$, where $(x)^+ = \max(x, 0)$. Note that $c_i > 0$ requires $\frac{1}{\lambda_i} \frac{u_i}{u_i + \lambda_i} > \beta$ which also implies that if $\frac{1}{\lambda_i} \frac{u_i}{u_i + \lambda_i} \leq \beta$, then we must have $c_i = 0$. Thus, for given u_i s, we see that the optimal rate allocation policy for the cache is a *threshold policy* in which the optimal update rates are equal to zero when the files are updated too frequently at the source, i.e., when the corresponding λ_i s are too large.

Next, we solve for u_i s for given c_i s with $c_i > 0$. We rewrite (24) as

$$(u_i + \lambda_i)^2 = \frac{1}{\theta - \eta_i} \frac{c_i \lambda_i}{c_i + \lambda_i}. \quad (32)$$

Then, we find u_i as

$$u_i = \frac{1}{\sqrt{\theta - \eta_i}} \sqrt{\frac{c_i \lambda_i}{c_i + \lambda_i}} - \lambda_i, \quad (33)$$

for all i with $c_i > 0$. If $u_i > 0$, we have $\eta_i = 0$ from (28). Thus, we have

$$u_i = \left(\frac{1}{\sqrt{\theta}} \sqrt{\frac{c_i \lambda_i}{c_i + \lambda_i}} - \lambda_i \right)^+. \quad (34)$$

Similarly, $u_i > 0$ requires $\frac{1}{\lambda_i} \frac{c_i}{c_i + \lambda_i} > \theta$ which implies that if $\frac{1}{\lambda_i} \frac{c_i}{c_i + \lambda_i} \leq \theta$, then we must have $u_i = 0$. Thus, for given c_i s, we see that the optimal rate allocation policy for the user is also a threshold policy in which the optimal update rates are equal to zero when the files are updated too frequently at the source, i.e., when the corresponding λ_i s are too large.

In the following lemma, we show that if the update rate of the cache c_i (resp. of the user u_i) is equal to zero for the i th file, then the update rate of the user u_i (resp. of the cache c_i) for the same file must also be equal to zero.

Lemma 1 *In the optimal policy, if $c_i = 0$, then we must have $u_i = 0$; and vice versa.*

Proof: Assume for contradiction that in the optimal policy, there exist update rates with $c_i = 0$ and $u_i > 0$. We note that average freshness of this file at the user is equal to zero, i.e., $F_u(i) = 0$, as $c_i = 0$. We can increase the total freshness of the user F_u by decreasing u_i to zero and increasing one of u_j s with $c_j > 0$. Thus, we reach a contradiction and in the optimal policy, if $c_i = 0$, we must have $u_i = 0$. For the update rates with $c_i > 0$ and $u_i = 0$, one can similarly show that if $u_i = 0$, then we must have $c_i = 0$. ■

In the following lemma, we show that the total update rate constraints for the cache, i.e., $\sum_{i=1}^n c_i \leq C$, and for the user, i.e., $\sum_{i=1}^n u_i \leq U$, must be satisfied with equality.

Lemma 2 *In the optimal policy, we must have $\sum_{i=1}^n c_i = C$ and $\sum_{i=1}^n u_i = U$.*

Proof: Assume for contradiction that in the optimal policy, we have $\sum_{i=1}^n c_i < C$. As the objective function in (21) is an increasing function of c_i , we can increase the total freshness of the user F_u by increasing one of c_i with $u_i > 0$ until the total update rate constraint for the cache is satisfied with equality, i.e., $\sum_{i=1}^n c_i = C$. Thus, we reach a contradiction and in the optimal policy, we must have $\sum_{i=1}^n c_i = C$. By using a similar argument, we can also show that in the optimal policy, we must have $\sum_{i=1}^n u_i = U$. ■

In the following lemma, we identify a property of the optimal cache update rates c_i for given user update rates u_i . To that end, for given u_i s, let us define ϕ_i s as

$$\phi_i = \frac{1}{\lambda_i} \frac{u_i}{u_i + \lambda_i}. \quad (35)$$

This lemma will be useful for solving for c_i given u_i using (31).

Lemma 3 *For given u_i s, if $c_i > 0$ for some i , then we have $c_j > 0$ for all j with $\phi_j \geq \phi_i$.*

Proof: As we noted earlier, from (31), $c_i > 0$ implies $\phi_i > \beta$. Thus, if $\phi_j \geq \phi_i$, then we have $\phi_j > \beta$, which further implies $c_j > 0$. ■

Next, we describe the overall solution for the single cache setting. We start with a set of initial u_i s. We obtain ϕ_i from u_i using (35). We will utilize Fig. 5 to describe the steps of the solution visually. We plot ϕ_i in Fig. 5. Note that if $u_i = 0$ then $\phi_i = 0$, and vice versa. First, we choose $c_i = 0$ for the files with $u_i = 0$ due to Lemma 1, i.e., in Fig. 5, we choose c_3 and c_6 as zero. Next, we find the remaining c_i s with $u_i > 0$. For that, we rewrite (31) as

$$c_i = \frac{\lambda_i}{\sqrt{\beta}} \left(\sqrt{\phi_i} - \sqrt{\beta} \right)^+ \quad (36)$$

Due to Lemma 2, in the optimal policy, we must have $\sum_{i=1}^n c_i = C$. Assuming that $\phi_i \geq \beta$ for all i , i.e., by ignoring $(\cdot)^+$ in (31) and (36), we solve $\sum_{i=1}^n c_i = C$ for β . Then, we compare the smallest ϕ_i with β . If the smallest ϕ_i is larger than or equal to β , it implies that $c_i > 0$ for all i due to Lemma 3, and we have obtained the optimal c_i values for given u_i s. If the smallest ϕ_i is smaller than β , it implies that the corresponding c_i was negative and it must be chosen as zero. In this case, we choose $c_i = 0$ for the smallest ϕ_i . In the example in Fig. 5, if the β we found is β_1 , then since $\phi_7 < \beta_1$ we choose c_7 as zero. Then, we repeat this process again

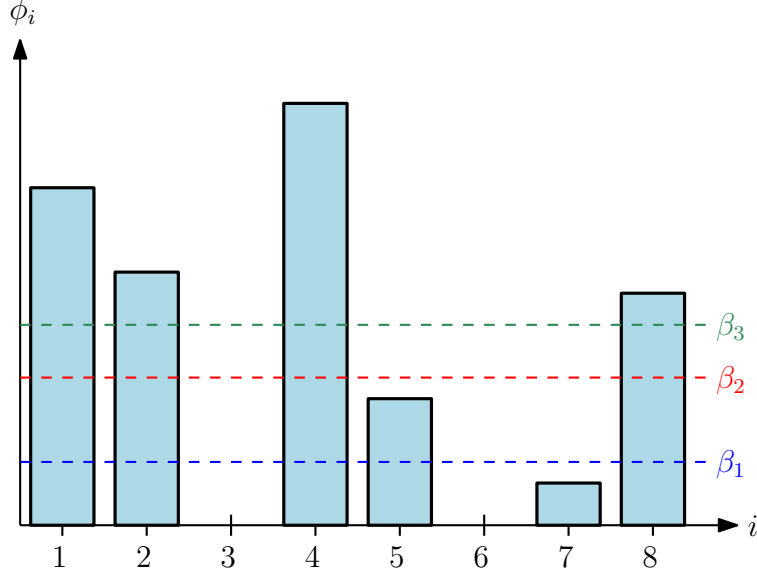


Fig. 5. For given u_i s, we show ϕ_i s calculated in (35) for $n = 8$.

until the smallest ϕ_i among the remaining c_i s satisfies $\phi_i \geq \beta$. For example, in Fig. 5, the next β found by using only indices 1, 2, 4, 5, 8 may be β_2 . Since $\phi_5 < \beta_2$, we choose $c_5 = 0$. In the next iteration, the β found by using indices 1, 2, 4, 8 may be β_3 . Since $\phi_8 > \beta_3$, we stop the process and find c_i for $i = 1, 2, 4, 8$ from (31) or (36) by using β_3 in Fig. 5. This concludes finding c_i s for given u_i s. Next, for given c_i s, we find u_i s by following a similar procedure. We keep solving for c_i s for given u_i s, and u_i s for given c_i s, until (c_i, u_i) pairs converge.

In the following section, we provide a solution for the general system with multiple caches.

VI. FRESHNESS MAXIMIZATION FOR THE GENERAL SYSTEM

In this section, we provide a solution for the general system shown in Fig. 4, where there are m caches in between the source and the user. We define C_r as the total update rate of cache r , i.e., $\sum_{i=1}^n c_{ri} \leq C_r$. Using $F_u(i)$ in (19), we rewrite the optimization problem in (6) as

$$\begin{aligned}
 & \max_{\{c_{ri}, u_i\}} \quad \sum_{i=1}^n \frac{u_i}{u_i + \lambda_i} \prod_{r=1}^m \frac{c_{ri}}{c_{ri} + \lambda_i} \\
 & \text{s.t.} \quad \sum_{i=1}^n c_{ri} \leq C_r, \quad r = 1, \dots, m \\
 & \quad \quad \sum_{i=1}^n u_i \leq U \\
 & \quad \quad c_{ri} \geq 0, \quad u_i \geq 0, \quad r = 1, \dots, m, \quad i = 1, \dots, n.
 \end{aligned} \tag{37}$$

We introduce the Lagrangian function for (37) as

$$\begin{aligned} \mathcal{L} = & - \sum_{i=1}^n \frac{u_i}{u_i + \lambda_i} \prod_{r=1}^m \frac{c_{ri}}{c_{ri} + \lambda_i} + \sum_{r=1}^m \beta_r \left(\sum_{i=1}^n c_{ri} - C_r \right) + \theta \left(\sum_{i=1}^n u_i - U \right) \\ & - \sum_{r=1}^m \sum_{i=1}^n \nu_{ri} c_{ri} - \sum_{i=1}^n \eta_i u_i, \end{aligned} \quad (38)$$

where $\beta_r \geq 0$, $\theta \geq 0$, $\nu_{ri} \geq 0$ and $\eta_i \geq 0$. Then, we write the KKT conditions as

$$\frac{\partial \mathcal{L}}{\partial c_{ri}} = - \frac{u_i}{u_i + \lambda_i} \prod_{\ell \neq r} \frac{c_{\ell i}}{c_{\ell i} + \lambda_i} \frac{\lambda_i}{(c_{ri} + \lambda_i)^2} + \beta_r - \nu_{ri} = 0, \quad (39)$$

$$\frac{\partial \mathcal{L}}{\partial u_i} = - \frac{\lambda_i}{(u_i + \lambda_i)^2} \prod_{r=1}^m \frac{c_{ri}}{c_{ri} + \lambda_i} + \theta - \eta_i = 0, \quad (40)$$

for all r and i . The complementary slackness conditions are

$$\beta_r \left(\sum_{i=1}^n c_{ri} - C_r \right) = 0, \quad (41)$$

$$\theta \left(\sum_{i=1}^n u_i - U \right) = 0, \quad (42)$$

$$\nu_{ri} c_{ri} = 0, \quad (43)$$

$$\eta_i u_i = 0. \quad (44)$$

The objective function in (37) is not jointly concave in c_{ri} and u_i . However, for given c_{ri} s, the objective function in (37) is concave in u_i , and for a given u_i and $c_{\ell i}$ s for all $\ell \neq r$, the objective function in (37) is concave in c_{ri} . Thus, similar to the solution approach in Section V, we apply an alternating maximization based method to find $(c_{1i}, \dots, c_{ri}, u_i)$ tuples such that (39) and (40) are satisfied for all r and i .

Starting with initial u_i and $c_{\ell i}$ s for $\ell \neq r$, we find the optimum update rates for cache r , c_{ri} s, such that the total update rate constraint for the cache, i.e., $\sum_{i=1}^n c_{ri} \leq C_r$, and the feasibility of the update rates, i.e., $c_{ri} \geq 0$ for all i , are satisfied. We repeat this step for all r . Then, for given c_{ri} s, we find the optimum update rates for the user, u_i s, such that the total update rate constraint for the user, i.e., $\sum_{i=1}^n u_i \leq U$, and the feasibility of the update rates, i.e., $u_i \geq 0$ for all i , are satisfied. We repeat these steps until the KKT conditions in (39) and (40) are satisfied.

For given u_i s with $u_i > 0$, and $c_{\ell i}$ with $c_{\ell i} > 0$, for $\ell \neq r$, we rewrite (39) as

$$(c_{ri} + \lambda_i)^2 = \frac{\sigma_i \lambda_i}{\beta_r - \nu_{ri}}, \quad (45)$$

where $\sigma_i = \frac{u_i}{u_i + \lambda_i} \prod_{\ell \neq r} \frac{c_{\ell i}}{c_{\ell i} + \lambda_i}$. Then, we find c_{ri} as

$$c_{ri} = \sqrt{\frac{\sigma_i \lambda_i}{\beta_r - \nu_{ri}}} - \lambda_i, \quad (46)$$

for all i with $u_i > 0$ and $c_{\ell i} > 0$ for $\ell \neq r$. If $c_{ri} > 0$, we have $\nu_{ri} = 0$ from (43). Thus, we have

$$c_{ri} = \left(\sqrt{\frac{\sigma_i \lambda_i}{\beta_r}} - \lambda_i \right)^+. \quad (47)$$

Note that $c_{ri} > 0$ requires $\frac{\sigma_i}{\lambda_i} > \beta_r$, i.e., $\frac{1}{\lambda_i} \frac{u_i}{u_i + \lambda_i} \prod_{\ell \neq r} \frac{c_{\ell i}}{c_{\ell i} + \lambda_i} > \beta_r$ which also implies that if $\frac{1}{\lambda_i} \frac{u_i}{u_i + \lambda_i} \prod_{\ell \neq r} \frac{c_{\ell i}}{c_{\ell i} + \lambda_i} \leq \beta_r$, then we must have $c_{ri} = 0$. We repeat this step for $r = 1, \dots, m$.

Next, we solve for u_i s for given c_{ri} s for all r with $c_{ri} > 0$. We rewrite (40) as

$$(u_i + \lambda_i)^2 = \frac{\rho_i \lambda_i}{\theta - \eta_i}, \quad (48)$$

where $\rho_i = \prod_{r=1}^m \frac{c_{ri}}{c_{ri} + \lambda_i}$. Then, we find u_i as

$$u_i = \sqrt{\frac{\rho_i \lambda_i}{\theta - \eta_i}} - \lambda_i, \quad (49)$$

for all i with $c_{ri} > 0$ for all r . If $u_i > 0$, we have $\eta_i = 0$ from (44). Thus, we have

$$u_i = \left(\sqrt{\frac{\rho_i \lambda_i}{\theta}} - \lambda_i \right)^+. \quad (50)$$

Similarly, $u_i > 0$ requires $\frac{\rho_i}{\lambda_i} > \theta$, i.e., $\frac{1}{\lambda_i} \prod_{r=1}^m \frac{c_{ri}}{c_{ri} + \lambda_i} > \theta$ which implies that if $\frac{1}{\lambda_i} \prod_{r=1}^m \frac{c_{ri}}{c_{ri} + \lambda_i} \leq \theta$, then we must have $u_i = 0$. Thus, similar to the results in Section V, for given c_{ri} s (resp. for given u_i s and $c_{\ell i}$ s for all $\ell \neq r$), we observe that the optimal rate allocation policy for the user (resp. for cache r) is a threshold policy and the update rates for the user (resp. for cache r) are equal to zero for the files with very large λ_i s.

Similar to Lemma 1, one can show that in the optimal policy, if $c_{ri} = 0$ for some r , then we must have $c_{\ell i} = 0$ for all $\ell \neq r$ and $u_i = 0$. Furthermore, if $u_i = 0$ for some i , then we must have $c_{ri} = 0$ for all r . One can also show that the total update rate constraints for cache r , i.e.,

$\sum_{i=1}^n c_{ri} \leq C_r$, for all r and for the user, i.e., $\sum_{i=1}^n u_i \leq U$, should be satisfied with equality as the objective function in (37) is an increasing function of c_{ri} and u_i . Thus, in the optimal policy, we must have $\sum_{i=1}^n c_{ri} = C_r$ for all r and $\sum_{i=1}^n u_i = U$.

We note from (47) that the update rates of cache r directly depend on the update rates of the other caches as well as the update rates of the user. Similarly, we note from (50) that the update rates of the user directly depend on the update rates of all caches. In order to find the overall solution, for given initial u_i s and $c_{\ell i}$ for all $\ell \neq r$, we choose $c_{ri} = 0$ for the files with $u_i = 0$ or $c_{\ell i} = 0$ for some ℓ . We solve $\sum_{i=1}^n c_{ri} = C_r$ for β_r and then, find c_{ri} s by using (47) similar to the solution method in Section V. We repeat this step for $r = 1, \dots, m$. Next, for given c_{ri} s, we find u_i s by following a similar procedure. We keep updating these parameters until $(c_{1i}, \dots, c_{mi}, u_i)$ tuples converge.

In the following section, we find rate allocations for a system with a source, a single cache, and multiple users.

VII. FRESHNESS MAXIMIZATION FOR A SYSTEM WITH MULTIPLE USERS

In this section, we consider a system where there is a source, a single cache and d users connected to the cache, as shown in Fig. 6. Our aim is to find the update rates for the cache and for the users such that the overall freshness experienced by the users is maximized.

Let the k th user's update rate for the i th file be u_{ki} . Each user is subject to a total update rate constraint as $\sum_{i=1}^n u_{ki} \leq U_k$, for $k = 1, \dots, d$, and the cache is subject to a total update rate constraint as $\sum_{i=1}^n c_i \leq C$. From Section III, the average freshness of the i th file at the k th user is $F_u(k, i) = \sum_{i=1}^n \frac{u_{ki}}{u_{ki} + \lambda_i} \frac{c_i}{c_i + \lambda_i}$. Then, we write the freshness maximization problem as

$$\begin{aligned}
& \max_{\{c_i, u_{ki}\}} && \sum_{k=1}^d \sum_{i=1}^n \frac{u_{ki}}{u_{ki} + \lambda_i} \frac{c_i}{c_i + \lambda_i} \\
& \text{s.t.} && \sum_{i=1}^n c_i \leq C \\
& && \sum_{i=1}^n u_{ki} \leq U_k, \quad k = 1, \dots, d \\
& && c_i \geq 0, \quad u_{ki} \geq 0, \quad k = 1, \dots, d, \quad i = 1, \dots, n.
\end{aligned} \tag{51}$$

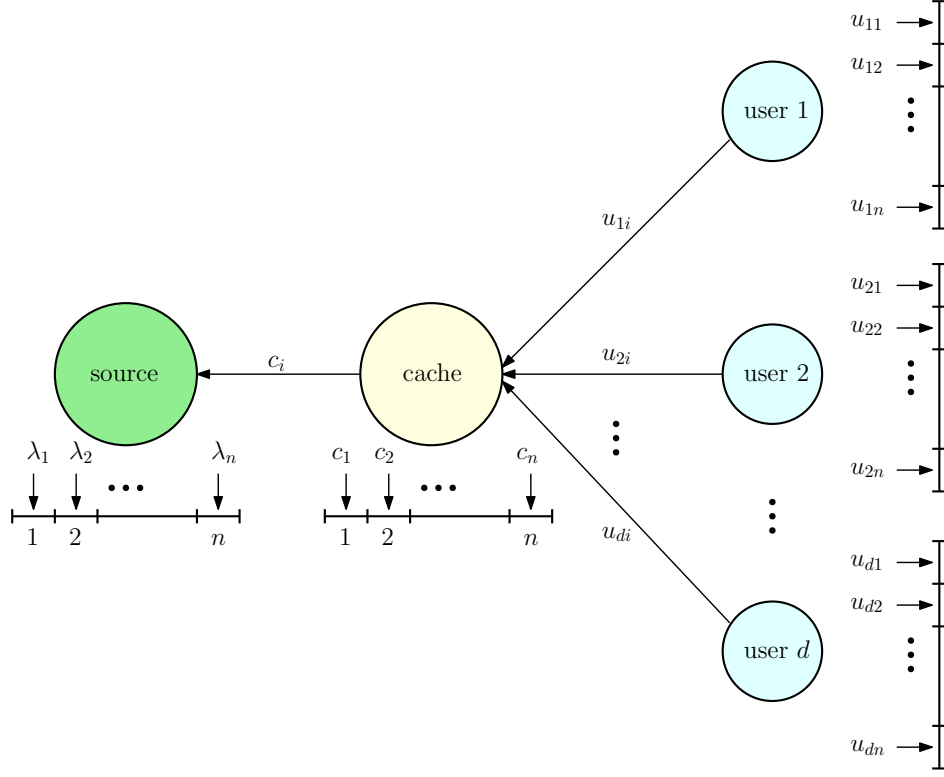


Fig. 6. A cache updating system with a source, a single cache and d users.

We introduce the Lagrangian function for (51) as

$$\begin{aligned} \mathcal{L} = & - \sum_{k=1}^d \sum_{i=1}^n \frac{u_{ki}}{u_{ki} + \lambda_i} \frac{c_i}{c_i + \lambda_i} + \beta \left(\sum_{i=1}^n c_i - C \right) + \sum_{k=1}^d \theta_k \left(\sum_{i=1}^n u_{ki} - U_k \right) - \sum_{i=1}^n \nu_i c_i \\ & - \sum_{k=1}^d \sum_{i=1}^n \eta_{ki} u_{ki}, \end{aligned} \quad (52)$$

where $\beta \geq 0$, $\theta_k \geq 0$, $\nu_i \geq 0$ and $\eta_{ki} \geq 0$. We write the KKT conditions as

$$\frac{\partial \mathcal{L}}{\partial c_i} = - \frac{\lambda_i}{(c_i + \lambda_i)^2} \sum_{k=1}^d \frac{u_{ki}}{u_{ki} + \lambda_i} + \beta - \nu_i = 0, \quad (53)$$

$$\frac{\partial \mathcal{L}}{\partial u_{ki}} = - \frac{\lambda_i}{(u_{ki} + \lambda_i)^2} \frac{c_i}{c_i + \lambda_i} + \theta_k - \eta_{ki} = 0, \quad (54)$$

for all k and i . The complementary slackness conditions are

$$\beta \left(\sum_{i=1}^n c_i - C \right) = 0, \quad (55)$$

$$\theta_k \left(\sum_{i=1}^n u_{ki} - U_k \right) = 0, \quad (56)$$

$$\nu_i c_i = 0, \quad (57)$$

$$\eta_{ki} u_{ki} = 0. \quad (58)$$

The objective function in (51) is not jointly concave in c_i and u_{ki} . However, for given u_{ki} s, the objective function in (51) is concave in c_i , and for given c_i s, the objective function in (51) is jointly concave in all u_{ki} . Thus, similar to the solution approach used in Section V, we apply an alternating maximization based method to find (c_i, u_{ki}) such that (53) and (54) are satisfied for all k and i .

For given u_{ki} s, we find c_i as

$$c_i = \frac{1}{\sqrt{\beta - \nu_i}} \sqrt{\sum_{k=1}^d \frac{u_{ki} \lambda_i}{u_{ki} + \lambda_i}} - \lambda_i, \quad (59)$$

for all i . If $c_i > 0$, we have $\nu_i = 0$ due to (57). Thus, we have

$$c_i = \left(\frac{1}{\sqrt{\beta}} \sqrt{\sum_{k=1}^d \frac{u_{ki} \lambda_i}{u_{ki} + \lambda_i}} - \lambda_i \right)^+. \quad (60)$$

Similarly, the optimal rate allocation policy is a threshold policy where if $\frac{1}{\lambda_i} \left(\sum_{k=1}^d \frac{u_{ki}}{u_{ki} + \lambda_i} \right) < \beta$, then we have $c_i = 0$.

Next, for a given c_i with $c_i > 0$, we find u_{ki} as

$$u_{ki} = \frac{1}{\sqrt{\theta_k - \eta_{ki}}} \sqrt{\frac{c_i \lambda_i}{c_i + \lambda_i}} - \lambda_i, \quad (61)$$

for all i . If $u_{ki} > 0$, we have $\eta_{ki} = 0$ due to (58). Thus, we have

$$u_{ki} = \left(\frac{1}{\sqrt{\theta_k}} \sqrt{\frac{c_i \lambda_i}{c_i + \lambda_i}} - \lambda_i \right)^+. \quad (62)$$

Thus, we note that the optimal rate allocation policy is a threshold policy where if $\frac{1}{\lambda_i} \frac{c_i}{c_i + \lambda_i} < \theta_k$, then we have $u_{ki} = 0$. We observe that the optimal rates for the users depend directly on λ_i and c_i . As the update rates for the cache depend on the update rates of all the users, update rates of the users affect each other indirectly. We also note that in Section VI, where the caches are connected serially, we see this effect as a product of the terms, i.e., $\prod_{r=1}^m \frac{c_{ri}}{c_{ri} + \lambda_i}$. In this section, as the users are connected in parallel to a single cache, we see this effect as a summation of the

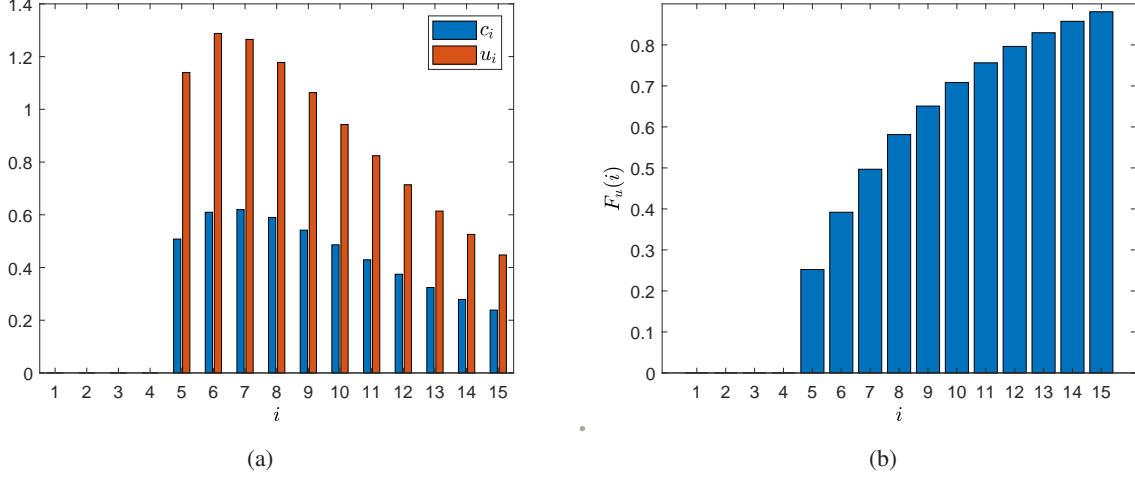


Fig. 7. (a) Update rate allocation for the cache and the user for each file, and (b) the corresponding freshness $F_u(i)$, when $U = 10$ and $C = 5$ with the file update rates at the source λ_i given in (63), with $a = 10$ and $q = 0.7$ for $n = 15$.

terms, i.e., $\sum_{k=1}^d \frac{u_{ki}}{u_{ki} + \lambda_i}$.

In the next section, we provide numerical results for the system with a single cache in Section V, with multiple caches in Section VI, and with multiple users in Section VII.

VIII. NUMERICAL RESULTS

In this section, we provide four numerical results. For these results, we use the following update arrival rates at the source

$$\lambda_i = bq^i, \quad i = 1, \dots, n, \quad (63)$$

where $b > 0$ and $0 < q \leq 1$ such that $\sum_{i=1}^n \lambda_i = a$. Note that with the update arrival rates at the source in (63), we have $\lambda_i \geq \lambda_j$ for $i \leq j$.

In the first example, we take $a = 10$, $q = 0.7$, and $n = 15$ in (63). For this example, we consider the system with a source, a single cache and a user. We choose the total update rate constraint for the cache as $C = 5$, i.e., $\sum_{i=1}^n c_i \leq 5$, and for the user as $U = 10$, i.e., $\sum_{i=1}^n u_i \leq 10$. We apply the alternating maximization method in Section V to find the update rates for the cache and for the user. We see in Fig. 7(a) that the first four files which are updated most frequently at the source are not updated by the cache and the user. As these files change too frequently at the source, their stored versions at the user become obsolete very quickly. In other words, updating files that change less frequently at the source brings more contribution to

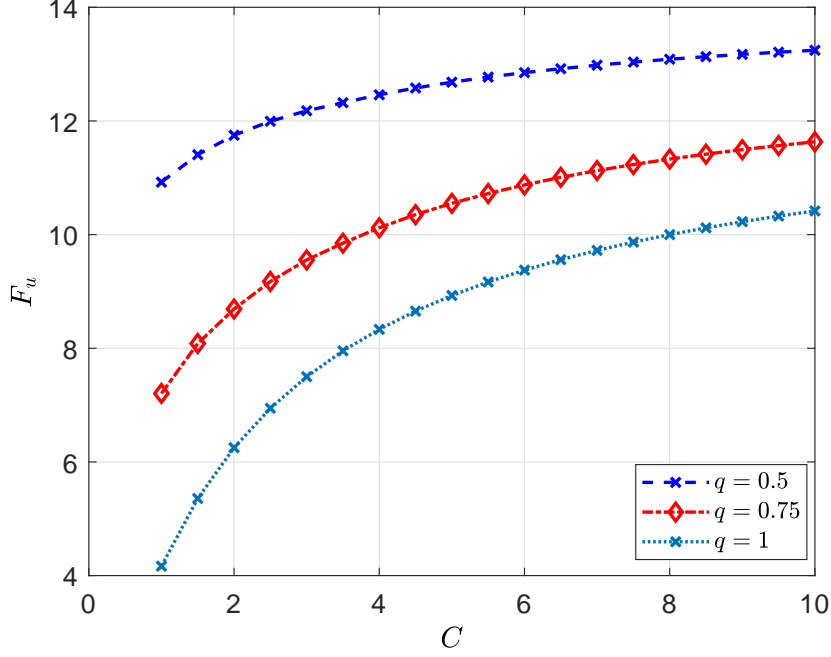


Fig. 8. Total freshness of the user F_u with respect to C , when λ_i are given in (63), with $a = 2$ and $q = 0.5, 0.75, 1$ for $n = 15$.

the overall information freshness at the user. The distributions of the update rates for the cache and for the user have similar trends as the update rates increase up to the seventh file for the cache and the sixth file for the user, and then update rates for the cache and the user decrease. Even though the update rates of the cache and the user for the slowly changing files are low, we see in Fig. 7(b) that the freshness of the slowly varying files is higher compared to the rapidly changing files.

In the second example, we consider the same system as in the first example but this time we examine the effect of file update rates at the source over the information freshness at the user. We take λ_i in (63) with $a = 2$, $n = 15$ for $q = 0.5, 0.75, 1$. We note that a smaller q corresponds to a less even (more polarized) distribution of file change rates at the source. We choose the total update rate for the user as $U = 10$ and vary the total update rate for the cache as $C = 1, 1.5, \dots, 10$. We see in Fig. 8 that when the distribution of the change rates of the files are more polarized, i.e., when q is small, the overall information freshness at the user is larger as the freshness contribution from the slowly varying files can be utilized more with the more polarized distributions of file change rates at the source. We also note that for a fixed λ_i distribution, the freshness of the user increases with the total update rate at the cache C due to

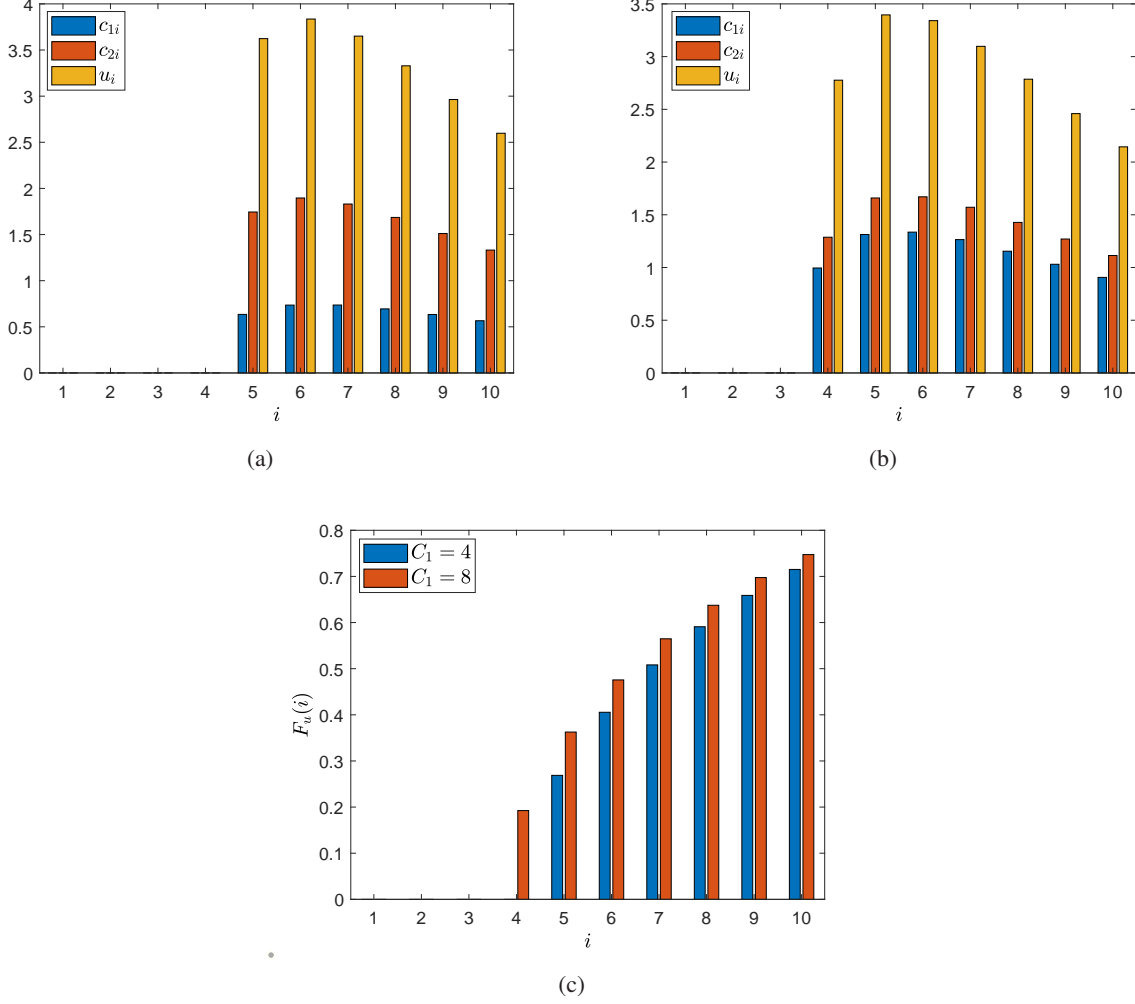


Fig. 9. The update rates of the caches and the user when the total update rate constraint for the user is $U = 20$ and, for the second cache is $C_2 = 10$. Total update rate constraint for the first cache is (a) $C_1 = 4$, and (b) $C_1 = 8$. The freshness of the files at the user is shown in (c).

the fact that the user gets fresh files more frequently from the cache as the freshness of the files at the cache increases with C .

In the third example, we consider a system where there are two caches placed in between the source and the user with λ_i as given in (63) with $a = 10$, $q = 0.7$, and $n = 10$. We take the total update rate constraint for the user as $U = 20$ and, for the second cache as $C_2 = 10$. We apply the alternating maximization method in Section VI, for the total update rate constraint for the first cache as $C_1 = 4, 8$. We observe that the update rates for the caches and for the user have similar trends as shown in Fig. 9(a) for $C_1 = 4$ and in Fig. 9(b) for $C_1 = 8$. We note that the update rates of the caches in (47) depend directly on the update rates of the other caches and

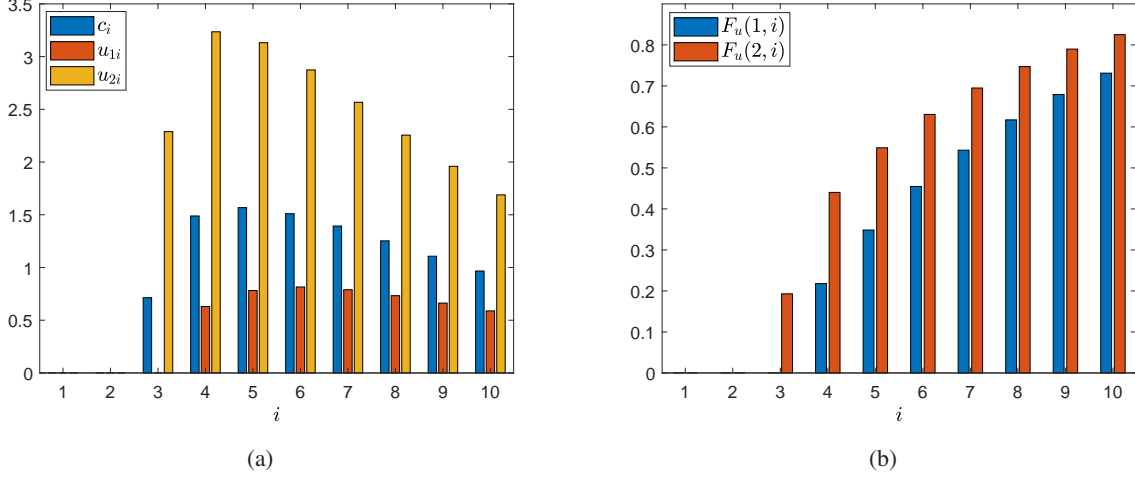


Fig. 10. A system with a source, a single cache and two users: (a) The update rates of the cache and of the users, (b) the freshness of each file at the users.

also of the user. Similarly, the update rates of the user in (50) depend directly the update rates of all caches. That is why even though the total update rate constraints for the second cache and for the user remain the same in Fig. 9(a)-(b), we see that the update rates at the second cache and at the user also change depending on the update rates at the first cache. In Fig. 9(c), we observe that increasing the total update rate constraint for the first cache improves the freshness of every file except the first three files as the total update rate constraints for the caches and for the user are not high enough to update the most rapidly changing files. Furthermore, the improvement on the freshness of the rapidly changing files is more significant than the others as the freshness of the files at the user is a concave increasing function of c_{1i} .

In the fourth example, we consider the system where there is a source, a cache and two users connected to the cache. For this example, we use λ_i in (63) with $a = 10$, $q = 0.7$ and $n = 10$. We take the total update rate constraint for the cache as $C = 10$, for the first user as $U_1 = 5$ and for the second user as $U_2 = 20$. The update rates of the cache and the users are shown in Fig. 10(a) where we see that even though the update rate of the third file at the first user is equal to zero, the cache still updates the third file for the second user. We see in Fig. 10(b) that the freshness of the files at the second user is higher as the total update rate of the second user is higher compared to the first user. The freshness difference between the users decreases for the slowly changing files at the source.

IX. CONCLUSION AND FUTURE DIRECTIONS

In this paper, we first considered a cache updating system with a source, a single cache and a user. We found an analytical expression for the average freshness of the files at the cache and also at the user. We generalized this setting to the case where there are multiple caches placed in between the source and the user. Then, we provided an alternating maximization based method to find the update rates for the cache(s) and for the user to maximize the total freshness of the files at the user. We observed that for a given set of update rates of the user (resp. of the cache), the optimal rate allocation policy for the cache (resp. for the user) is a threshold policy where the frequently changing files at the source may not be updated by the user and also by the cache. Finally, we considered a system with multiple users refreshed via a single cache and found update rates for the cache and the users to maximize the overall freshness of the users.

As a future direction, one can consider a system where a user has access to multiple caches with different total update rate constraints. As a fresh file can be obtained through multiple caches, one can formulate a problem of finding the optimal rate allocation policies for the caches and for the user to maximize the freshness at the user. Another interesting direction to consider is the case where the caches can store only a portion of the files. In this case, one can consider the problem of joint content placement/assignment to the caches as well as the optimization of the update rates of each cache to maximize the information freshness for multiple users. While we considered only serially and parallel connected caches and users, one can investigate information freshness in arbitrarily connected networks.

REFERENCES

- [1] J. Cho and H. Garcia-Molina. Effective page refresh policies for web crawlers. *ACM Transactions on Database Systems*, 28(4):390–426, December 2003.
- [2] B. E. Brewington and G. Cybenko. Keeping up with the changing web. *Computer*, 33(5):52–58, May 2000.
- [3] Y. Azar, E. Horvitz, E. Lubetzky, Y. Peres, and D. Shahaf. Tractable near-optimal policies for crawling. *PNAS*, 115(32):8099–8103, August 2018.
- [4] A. Kolobov, Y. Peres, E. Lubetzky, and E. Horvitz. Optimal freshness crawl under politeness constraints. In *ACM SIGIR Conference*, pages 495–504, July 2019.
- [5] S. Ioannidis, A. Chaintreau, and L. Massoulie. Optimal and scalable distribution of content updates over a mobile social network. In *IEEE Infocom*, April 2009.
- [6] S. K. Kaul, R. D. Yates, and M. Gruteser. Real-time status: How often should one update? In *IEEE Infocom*, March 2012.

- [7] M. Costa, M. Codrenau, and A. Ephremides. Age of information with packet management. In *IEEE ISIT*, June 2014.
- [8] A. M. Bedewy, Y. Sun, and N. B. Shroff. Optimizing data freshness, throughput, and delay in multi-server information-update systems. In *IEEE ISIT*, July 2016.
- [9] Q. He, D. Yuan, and A. Ephremides. Optimizing freshness of information: On minimum age link scheduling in wireless systems. In *IEEE WiOpt*, May 2016.
- [10] C. Kam, S. Kompella, G. D. Nguyen, Wieselthier J. E., and A. Ephremides. Age of information with a packet deadline. In *IEEE ISIT*, July 2016.
- [11] Y. Sun, E. Uysal-Biyikoglu, R. D. Yates, C. E. Koksal, and N. B. Shroff. Update or wait: How to keep your data fresh. *IEEE Transactions on Information Theory*, 63(11):7492–7508, November 2017.
- [12] E. Najm and E. Telatar. Status updates in a multi-stream M/G/1/1 preemptive queue. In *IEEE Infocom*, April 2018.
- [13] E. Najm, R. D. Yates, and E. Soljanin. Status updates through M/G/1/1 queues with HARQ. In *IEEE ISIT*, June 2017.
- [14] A. Soysal and S. Ulukus. Age of information in G/G/1/1 systems. In *Asilomar Conference*, November 2019.
- [15] A. Soysal and S. Ulukus. Age of information in G/G/1/1 systems: Age expressions, bounds, special cases, and optimization. May 2019. Available on arXiv: 1905.13743.
- [16] W. Gao, G. Cao, M. Srivatsa, and A. Iyengar. Distributed maintenance of cache freshness in opportunistic mobile networks. In *IEEE ICDCS*, June 2012.
- [17] R. D. Yates, P. Ciblat, A. Yener, and M. Wigger. Age-optimal constrained cache updating. In *IEEE ISIT*, June 2017.
- [18] C. Kam, S. Kompella, G. D. Nguyen, J. Wieselthier, and A. Ephremides. Information freshness and popularity in mobile caching. In *IEEE ISIT*, June 2017.
- [19] J. Zhong, R. D. Yates, and E. Soljanin. Two freshness metrics for local cache refresh. In *IEEE ISIT*, June 2018.
- [20] S. Zhang, J. Li, H. Luo, J. Gao, L. Zhao, and X. S. Shen. Towards fresh and low-latency content delivery in vehicular networks: An edge caching aspect. In *IEEE WCSP*, October 2018.
- [21] H. Tang, P. Ciblat, J. Wang, M. Wigger, and R. D. Yates. Age of information aware cache updating with file- and age-dependent update durations. September 2019. Available on arXiv: 1909.05930.
- [22] L. Yang, Y. Zhong, F. Zheng, and S. Jin. Edge caching with real-time guarantees. December 2019. Available on arXiv:1912.11847.
- [23] M. Wang, W. Chen, and A. Ephremides. Reconstruction of counting process in real-time: The freshness of information through queues. In *IEEE ICC*, July 2019.
- [24] Y. Sun, Y. Polyanskiy, and E. Uysal-Biyikoglu. Remote estimation of the Wiener process over a channel with random delay. In *IEEE ISIT*, June 2017.
- [25] Y. Sun and B. Cyr. Information aging through queues: A mutual information perspective. In *IEEE SPAWC*, June 2018.
- [26] J. Chakravorty and A. Mahajan. Remote estimation over a packet-drop channel with Markovian state. July 2018. Available on arXiv:1807.09706.
- [27] A. Arafa and S. Ulukus. Age minimization in energy harvesting communications: Energy-controlled delays. In *Asilomar Conference*, October 2017.
- [28] A. Arafa and S. Ulukus. Age-minimal transmission in energy harvesting two-hop networks. In *IEEE Globecom*, December 2017.
- [29] X. Wu, J. Yang, and J. Wu. Optimal status update for age of information minimization with an energy harvesting source. *IEEE Transactions on Green Communications and Networking*, 2(1):193–204, March 2018.

- [30] A. Arafa, J. Yang, S. Ulukus, and H. V. Poor. Age-minimal online policies for energy harvesting sensors with incremental battery recharges. In *UCSD ITA*, February 2018.
- [31] A. Arafa, J. Yang, S. Ulukus, and H. V. Poor. Online timely status updates with erasures for energy harvesting sensors. In *Allerton Conference*, October 2018.
- [32] A. Arafa, J. Yang, S. Ulukus, and H. V. Poor. Using erasure feedback for online timely updating with an energy harvesting sensor. In *IEEE ISIT*, July 2019.
- [33] S. Farazi, A. G. Klein, and D. R. Brown III. Average age of information for status update systems with an energy harvesting server. In *IEEE Infocom*, April 2018.
- [34] S. Leng and A. Yener. Age of information minimization for an energy harvesting cognitive radio. *IEEE Transactions on Cognitive Communications and Networking*, 5(2):427–439, June 2019.
- [35] Z. Chen, N. Pappas, E. Bjornson, and E. G. Larsson. Age of information in a multiple access channel with heterogeneous traffic and an energy harvesting node. March 2019. Available on arXiv: 1903.05066.
- [36] R. V. Bhat, R. Vaze, and M. Motani. Throughput maximization with an average age of information constraint in fading channels. November 2019. Available on arXiv:1911.07499.
- [37] J. Ostman, R. Devassy, G. Durisi, and E. Uysal. Peak-age violation guarantees for the transmission of short packets over fading channels. In *IEEE Infocom*, April 2019.
- [38] S. Nath, J. Wu, and J. Yang. Optimizing age-of-information and energy efficiency tradeoff for mobile pushing notifications. In *IEEE SPAWC*, July 2017.
- [39] Y. Hsu. Age of information: Whittle index for scheduling stochastic arrivals. In *IEEE ISIT*, June 2018.
- [40] I. Kadota, A. Sinha, E. Uysal-Biyikoglu, R. Singh, and E. Modiano. Scheduling policies for minimizing age of information in broadcast wireless networks. *IEEE/ACM Transactions on Networking*, 26(6):2637–2650, December 2018.
- [41] A. Kosta, N. Pappas, A. Ephremides, M. Kountouris, and V. Angelakis. Age and value of information: Non-linear age case. In *IEEE ISIT*, June 2017.
- [42] M. Bastopcu and S. Ulukus. Age of information with soft updates. In *Allerton Conference*, October 2018.
- [43] M. Bastopcu and S. Ulukus. Minimizing age of information with soft updates. *Journal of Communications and Networks*, 21(3):233–243, June 2019.
- [44] B. Buyukates, A. Soysal, and S. Ulukus. Age of information scaling in large networks. In *IEEE ICC*, May 2019.
- [45] B. Buyukates, A. Soysal, and S. Ulukus. Age of information scaling in large networks with hierarchical cooperation. In *IEEE Globecom*, December 2019.
- [46] M. Bastopcu and S. Ulukus. Who should Google Scholar update more often? In *IEEE Infocom*, July 2020.
- [47] J. Zhong, E. Soljanin, and R. D. Yates. Status updates through multicast networks. In *Allerton Conference*, October 2017.
- [48] B. Buyukates, A. Soysal, and S. Ulukus. Age of information in two-hop multicast networks. In *Asilomar Conference*, October 2018.
- [49] B. Buyukates, A. Soysal, and S. Ulukus. Age of information in multicast networks with multiple update streams. In *Asilomar Conference*, November 2019.
- [50] B. Buyukates, A. Soysal, and S. Ulukus. Age of information in multihop multicast networks. *Journal of Communications and Networks*, 21(3):256–267, July 2019.
- [51] J. Zhong and R. D. Yates. Timeliness in lossless block coding. In *IEEE DCC*, March 2016.

- [52] J. Zhong, R. D. Yates, and E. Soljanin. Timely lossless source coding for randomly arriving symbols. In *IEEE ITW*, November 2018.
- [53] P. Mayekar, P. Parag, and H. Tyagi. Optimal lossless source codes for timely updates. In *IEEE ISIT*, June 2018.
- [54] D. Ramirez, E. Erkip, and H. V. Poor. Age of information with finite horizon and partial updates. October 2019. Available on arXiv:1910.00963.
- [55] M. Bastopcu, B. Buyukates, and S. Ulukus. Optimal selective encoding for timely updates. In *CISS*, March 2020.
- [56] J. Gong, Q. Kuang, X. Chen, and X. Ma. Reducing age-of-information for computation-intensive messages via packet replacement. January 2019. Available on arXiv: 1901.04654.
- [57] B. Buyukates and S. Ulukus. Timely distributed computation with stragglers. October 2019. Available on arXiv: 1910.03564.
- [58] P. Zou, O. Ozel, and S. Subramaniam. Trading off computation with transmission in status update systems. In *IEEE PIMRC*, September 2019.
- [59] A. Arafa, R. D. Yates, and H. V. Poor. Timely cloud computing: Preemption and waiting. July 2019. Available on arXiv:1907.05408.
- [60] M. Bastopcu and S. Ulukus. Age of information for updates with distortion. In *IEEE ITW*, August 2019.
- [61] M. Bastopcu and S. Ulukus. Age of information for updates with distortion: Constant and age-dependent distortion constraints. December 2019. Available on arXiv:1912.13493.
- [62] M. A. Abd-Elmagid and H. S. Dhillon. Average peak age-of-information minimization in UAV-assisted IoT networks. *IEEE Transactions on Vehicular Technology*, 68(2):2003–2008, February 2019.
- [63] J. Liu, X. Wang, and H. Dai. Age-optimal trajectory planning for UAV-assisted data collection. In *IEEE Infocom*, April 2018.
- [64] M. A. Abd-Elmagid, N. Pappas, and H. S. Dhillon. On the role of age of information in the internet of things. *IEEE Communications Magazine*, 57(12):72–77, December 2019.
- [65] E. T. Ceran, D. Gunduz, and A. Gyorgy. A reinforcement learning approach to age of information in multi-user networks. In *IEEE PIMRC*, September 2018.
- [66] H. B. Beytur and E. Uysal-Biyikoglu. Age minimization of multiple flows using reinforcement learning. In *IEEE ICNC*, February 2019.
- [67] M. A. Abd-Elmagid, H. S. Dhillon, and N. Pappas. A reinforcement learning framework for optimizing age-of-information in RF-powered communication systems. August 2019. Available on arXiv: 1908.06367.
- [68] R. D. Yates and D. J. Goodman. *Probability and Stochastic Processes*. Wiley, 2014.
- [69] S. P. Boyd and L. Vandenberghe. *Convex Optimization*. Cambridge University Press, 2004.
- [70] D. P. Bertsekas and J. Tsitsiklis. *Parallel and Distributed Computation: Numerical Methods*. Englewood Cliffs: Prentice Hall, 1989.
- [71] J. A. O’Sullivan. Alternating minimization algorithms: From Blahut-Arimoto to expectation-maximization. *Codes, Curves and Signals: Common Threads in Communications*, 485:173–192, 1998.
- [72] A. Yener, R. D. Yates, and S. Ulukus. Interference management for CDMA systems through power control, multiuser detection, and beamforming. *IEEE Transactions on Communications*, 49(7):1227–1239, July 2001.
- [73] M. Bastopcu and S. Ulukus. Partial updates: Losing information for freshness. In *IEEE ISIT*, June 2020.