

EXISTENCE AND REGULARITY THEOREMS OF ONE-DIMENSIONAL BRAKKE FLOWS

LAMI KIM AND YOSHIHIRO TONEGAWA

ABSTRACT. Given a closed countably 1-rectifiable set in \mathbb{R}^2 with locally finite 1-dimensional Hausdorff measure, we prove that there exists a Brakke flow starting from the given set with the following regularity property. For almost all time, the flow locally consists of a finite number of embedded curves of class $W^{2,2}$ whose endpoints meet at junctions with angles of either 0, 60 or 120 degrees.

1. INTRODUCTION

A family of n -dimensional surfaces $\{\Gamma_t\}_{t \geq 0}$ in \mathbb{R}^{n+1} is called the mean curvature flow (abbreviated hereafter as MCF) if the velocity is equal to its mean curvature at each point and time. Given a smooth compact surface Γ_0 , there exists a smoothly evolving MCF starting from Γ_0 until some singularities such as vanishing or pinching occur. There are numerous notions of generalized MCF past singularities and the Brakke flow is the earliest one conceived by Brakke [5] within the framework of geometric measure theory.

In [15], by reworking the proof of Brakke's general existence theorem [5, Chapter 4], the following time-global existence theorem was established: *Let Γ_0 be a closed countably n -rectifiable set whose complement $\mathbb{R}^{n+1} \setminus \Gamma_0$ is not connected and whose n -dimensional Hausdorff measure $\mathcal{H}^n(\Gamma_0)$ is finite or at most of exponential growth near infinity. Then there exists a non-trivial Brakke flow starting from Γ_0 .* The similar existence problem was considered with fixed boundary conditions [22], where the Brakke flow converges subsequentially to a solution for the Plateau problem as $t \rightarrow \infty$. The Brakke flow is a family of varifolds which satisfies the motion law of MCF in a distributional sense, and the flow may not be smooth in general. In fact, for $n = 1$, a typical Brakke flow is expected to look like an evolving network of curves joined by junctions, and the stable junctions are the ones with three curves meeting with equal angles of 120 degrees. Let us call such junction simply as the *triple junction*. Physically, one can associate the motion of grain boundaries in polycrystalline materials to this mathematical model. As the network goes through various topological changes, junctions of more than three curves are formed when two or more triple junctions collide. They then should instantaneously break up into triple junctions connected by short curves since the latter has shorter curve length. With this formal intuition, it is reasonable to speculate that, for

2010 *Mathematics Subject Classification.* 53C44, 49Q20, 49N60.

Key words and phrases. mean curvature flow, varifolds, geometric measure theory, regularity theory.

L.K. is partially supported by the National Research Foundation of Korea (NRF) Grant NRF-2019R1I1A1A01062992, NRF-2015R1A5A1009350 and Y.T. by Japan Society for the Promotion of Science (JSPS) Grant 18H03670, 19H00639 and 17H01092.

general initial data, there should exist a 1-dimensional Brakke flow which locally consists of finite number of smooth curves meeting only at triple junctions for almost all time, or even better, for all co-countable time.

The present paper edges towards the positive resolution of this speculation. We prove that the 1-dimensional Brakke flow constructed in [15, 22] has this property, albeit degenerately. Roughly speaking, we prove that the support of Brakke flow in [15, 22] locally consists of embedded $W^{2,2}$ curves whose endpoints meet at junctions with either 0, 60 or 120 degrees for almost all time (Theorem 2.2 and 2.3). Here, $W^{2,2}$ curve means that it is locally represented as the graph of a function whose first and second weak derivatives are square-integrable. In particular, these curves are $C^{1,1/2}$ by the standard embedding theorem and the angle condition says that they cannot intersect each other with angles other than 0, 60 or 120 degrees (see Figure 1 for some examples). The configuration (a) is the typical picture that three curves meet at a triple junction. Note that the configurations like (b)-(d) can arise as limits of curves connected only by triple junctions while keeping the curvatures bounded. In that sense, they may be seen as degenerate triple junctions. For example, (b) can arise as a limit of two triple junctions connected by an infinitesimally short curve, and (c) can be a limit of infinitesimally small regular hexagon with 6 curves leaving from the each vertex. The configuration like (d) can also arise as a limit of combination of hexagon and triple junctions. In addition, we prove that the same regularity property holds for any tangent flow (Theorem 2.4). The regularity statement for the support itself is a substantial improvement

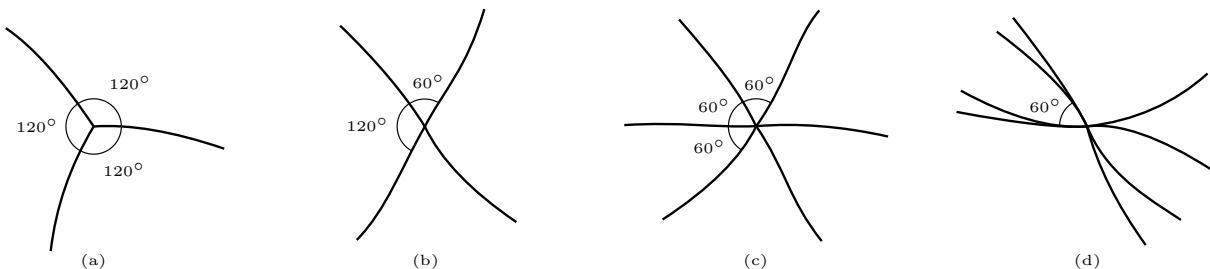


FIGURE 1.

compared to the result deduced from the standard regularity theorem in geometric measure theory. The Brakke flow by definition has locally square-integrable generalized mean curvature and integer-multiplicity for almost all time, and with the Allard regularity theorem [1], there exists a dense open set in which the flow consists of $W^{2,2}$ curves. But it is not known that the complement of such “regular part” has null 1-dimensional measure in general when the Allard theorem is applied. As for the regularity near the junctions, we are not aware of any general theorem on the uniqueness of tangent cone or regularity theorem other than the one for 1-dimensional stationary varifolds due to Allard-Almgren [2].

To avoid a possible confusion, one should note that the claim of the present paper is pertinent only to the Brakke flows constructed in [15, 22], and not necessarily to arbitrary 1-dimensional Brakke flows as defined in [5, 24]. Just to clarify this point, here is a simple illustration: take a union of two lines crossing at 90 degrees as the initial data. Then, the Brakke flow starting from it in [15] cannot stay time-independent due to the result of the present paper, since such crossing, even though it is stationary and a Brakke flow itself, does not satisfy the angle condition as above. The implication is that the method of construction in [15, 22] selects a special subclass of Brakke flows with this additional regularity property. This class is also compact with respect to the weak convergence (Lemma 6.1) and because of this, it is a natural category to study measure-theoretically.

There are numerous closely related results even if we focus on the 1-dimensional problem and we mention some of the most relevant works. The problem is also called curvature flow, curve-shortening flow or network flow in the literature. For an embedded closed curve as initial data, the well-known theorem due to Gage-Hamilton [9] and Grayson [11] says that the flow stays embedded and becomes convex, and eventually shrinks to a round circle. For a flow with a triple junction, Bronsard-Reitich [6] proved the short-time existence and uniqueness for $C^{2+\alpha}$ initial data. The long-time behavior of the flow was studied in [18, 16] for fixed boundary condition. For less regular initial data, Gösswein-Menzel-Pluda [10] studied the short-time existence and uniqueness within a $W^{2,p}$ class. For initial data with general junctions (non-120 degree triple junction or junction with more edges), Ilmanen-Neves-Schulze [13] showed the short-time existence of the flow. For more information on the existence and uniqueness for various related works, see [17] and the references therein. All of the aforementioned flows may be called classical network flows in the sense that the junctions are all triple junctions with equal angles as they evolve. For more general flow which allows topological changes, in [15, 22], the long-time existence was studied within the framework of geometric measure theory. It is expected that the solution is unique for “regular enough” initial network, but the precise condition is not known (see [8] for a related uniqueness question). The present work establishes an interesting connection between the solution of [15, 22] and classical network flow in the sense that the former is found to be within the measure-theoretic closure of the class of classical network flows.

Next we briefly describe the idea of the proof. In [15] (see Section 7 for comments on [22]), the first task is to construct a time-discrete approximate mean curvature flow. For $n = 1$, it is proper to say simply as “curvature” in place of “mean curvature”, but we may be referring to both 1-dimensional and general n -dimensional cases so that we continue to use “mean curvature”. Let Δt_j be a time step size which converges to 0 as $j \rightarrow \infty$ and suppose that we inductively have Γ_t at $t = (k-1)\Delta t_j$ for an integer k . To obtain Γ_t at $t = k\Delta t_j$, a restricted Lipschitz deformation is first applied to $\Gamma_{(k-1)\Delta t_j}$ so that the resulting intermediate $\tilde{\Gamma}_{k\Delta t_j}$ is almost measure-minimized within a length scale of $O(1/j^2)$. Then one computes a smooth analogue of mean curvature vector h_{ε_j} of

$\tilde{\Gamma}_{k\Delta t_j}$, and moves $\tilde{\Gamma}_{k\Delta t_j}$ by $h_{\varepsilon_j}\Delta t_j$ to obtain $\Gamma_{k\Delta t_j}$. The parameter ε_j is much smaller than $1/j^2$, and in view of the length scale of measure-minimization, ε_j is so small that h_{ε_j} behaves like the real mean curvature vector of $\tilde{\Gamma}_{k\Delta t_j}$. For each j , we continue the induction for $k = 1, \dots, [j/\Delta t_j]$ and define $\Gamma_j(t)$ as a piecewise constant approximate flow for $t \in [0, j]$. The limit of $\{\Gamma_j(t)\}_{t \geq 0}$ as $j \rightarrow \infty$ corresponds roughly to the desired Brakke flow. Because of the accompanying estimates, for almost all $t \in \mathbb{R}^+$, we can make sure that $\Gamma_j(t)$ is almost measure-minimized within any ball of radius $o(1/j^2)$ and that we have a control of square-integral of approximate mean curvature vector. This minimality in the 1-dimensional situation gives the result that $\Gamma_j(t)$ is very close to either a line or a triple junction within any ball of radius $o(1/j^2)$. We patch these short lines (or triple junctions) globally. The variation of these line or triple junction can be controlled by the square-integral of approximate mean curvature and this gives us $C^{1,1/2}$ control of the curves in a length scale of $O(1)$ independent of j . Then we can make sure that $\Gamma_j(t)$ behaves more or less like a regular network of triple junctions, and the limit with the L^2 curvature bound is expected to have the same type of regularity, except that some triple junctions may collapse and create junctions with multiple edges. On the other hand, the angle condition is preserved. To justify this argument, we need to evaluate various errors of approximations. We actually need to take a subsequence so that we have $\{j_\ell\}_{\ell=1}^\infty$ in place of $\{j\}_{j=1}^\infty$ in the above argument.

The organization of the paper is as follows. In Section 2 the existence theorem of [15] is recalled and the main regularity theorems are stated. Section 3 gathers relevant definitions, lemmas and estimates for approximate MCF from [15]. In Section 4, the main result is Theorem 4.1, which shows that the converging sets are asymptotically close to some measure-minimizing hypersurfaces in any ball of radius $o(1/j_\ell^2)$ as $\ell \rightarrow \infty$. In Section 5, specializing for the case of 1-dimension, we prove Theorem 5.7, which is a regularity theorem for the “flat” portion of the varifold with multiplicity. Up to this point, we are left with the analysis of isolated singularities, and Section 6 shows Theorem 2.2 and 2.3 as well as the compactness property. The last Section 7 gives some further comments.

2. MAIN RESULTS

We use the same notation stated in [15, Section 2]. Since some of the results obtained in this paper are for arbitrary dimensions, we recall the notation for general n -dimensional case in the following. The only minor notational difference from [15] is that we use z for a point in \mathbb{R}^{n+1} , and when we specialize in $n = 1$, we use $z = (x, y) \in \mathbb{R}^2$, reserving x and y for the coordinates on \mathbb{R}^2 . Moreover, for the consistency of presentation, we state in this section the results for the Brakke flow obtained in [15], even though Theorem 2.2-2.4 hold true for the Brakke flow in [22] (see Section 7.1).

Let $\Omega \in C^2(\mathbb{R}^{n+1})$ be a weight function satisfying

$$0 < \Omega(z) \leq 1, \quad |\nabla \Omega(z)| \leq c_1 \Omega(z), \quad \|\nabla^2 \Omega(z)\| \leq c_1 \Omega(z) \quad (2.1)$$

for all $z \in \mathbb{R}^{n+1}$ where c_1 is a constant. The function Ω is introduced to handle initial data Γ_0 with infinite \mathcal{H}^n measure. If Γ_0 has finite \mathcal{H}^n measure, we may take $\Omega(z) \equiv 1$ and $c_1 = 0$. If there exists $c > 0$ such that $\mathcal{H}^n(B_R \cap \Gamma_0) \leq \exp(cR)$ for all large R , for example, we may choose $\Omega(z) = \exp(-2c\sqrt{1+|z|^2})$ so that (2.1) is satisfied for a suitable c_1 depending on c and n . With such choice, we have the following (2.2). We excerpt the main existence theorem of Brakke flow from [15, Theorem 3.2 and 3.5]:

Theorem 2.1. Suppose that $\Gamma_0 \subset \mathbb{R}^{n+1}$ is a closed countably n -rectifiable set whose complement $\mathbb{R}^{n+1} \setminus \Gamma_0$ is not connected and suppose

$$\mathcal{H}^n \mathbf{L}_\Omega(\Gamma_0) := \int_{\Gamma_0} \Omega(z) d\mathcal{H}^n(z) < \infty. \quad (2.2)$$

For some $N \geq 2$, choose a finite collection of non-empty open sets $\{E_{0,i}\}_{i=1}^N$ in \mathbb{R}^{n+1} such that they are mutually disjoint and $\cup_{i=1}^N E_{0,i} = \mathbb{R}^{n+1} \setminus \Gamma_0$. Then there exist a family of n -dimensional varifolds $\{V_t\}_{t \in \mathbb{R}^+} \subset \mathbf{V}_n(\mathbb{R}^{n+1})$ and a family of open sets $\{E_i(t)\}_{t \in \mathbb{R}^+}$ in \mathbb{R}^{n+1} for each $i = 1, \dots, N$ with the following property.

- (1) $V_0 = |\Gamma_0|$ and $E_i(0) = E_{0,i}$ for $i = 1, \dots, N$.
- (2) For \mathcal{L}^1 a.e. $t \in \mathbb{R}^+$, $V_t \in \mathbf{IV}_n(\mathbb{R}^{n+1})$ and $h(\cdot, V_t) \in L^2(\|V_t\| \mathbf{L}_\Omega)$.
- (3) For all $0 \leq t_1 < t_2 < \infty$ and $\phi \in C_c^1(\mathbb{R}^{n+1} \times \mathbb{R}^+; \mathbb{R}^+)$, we have

$$\|V_t\|(\phi(\cdot, t)) \Big|_{t=t_1}^{t_2} \leq \int_{t_1}^{t_2} \delta(V_t, \phi(\cdot, t))(h(\cdot, V_t)) + \|V_t\| \left(\frac{\partial \phi}{\partial t}(\cdot, t) \right) dt, \quad (2.3)$$

where $\|V_t\|(\phi(\cdot, t)) \Big|_{t=t_1}^{t_2} := \|V_{t_2}\|(\phi(\cdot, t_2)) - \|V_{t_1}\|(\phi(\cdot, t_1))$.

- (4) $E_1(t), \dots, E_N(t) \subset \mathbb{R}^{n+1}$ are mutually disjoint open sets for each $t \in \mathbb{R}^+$.
- (5) Let $d\mu := d\|V_t\|dt$. Then $\{z : (z, t) \in \text{spt } \mu\} = \mathbb{R}^{n+1} \setminus \cup_{i=1}^N E_i(t) = \cup_{i=1}^N \partial E_i(t)$ for each $t > 0$.
- (6) $\|V_t\| \geq \|\nabla \chi_{E_i(t)}\|$ for each $t \in \mathbb{R}^+$ and $i = 1, \dots, N$.
- (7) For each $i = 1, \dots, N$, $z \in \mathbb{R}^{n+1}$ and $R > 0$, $\chi_{E_i(t)} \in C([0, \infty); L^1(B_R(z)))$.
- (8) If $\mathcal{H}^n(\Gamma_0 \setminus \cup_{i=1}^N \partial^* E_{0,i}) = 0$, then $\lim_{t \rightarrow 0^+} \|V_t\| = \mathcal{H}^n \mathbf{L}_{\Gamma_0}$.

Here, $|\Gamma_0|$ is the n -dimensional varifold naturally induced from the countably n -rectifiable set Γ_0 , $\|V_t\|$ is the weight measure of V_t , $h(x, V_t)$ is the generalized mean curvature vector of V_t , and

$$\delta(V_t, \phi(\cdot, t))(h(\cdot, V_t)) := \int_{\mathbb{R}^{n+1}} \nabla \phi(z, t) \cdot h(z, V_t) - \phi(z, t) |h(z, V_t)|^2 d\|V_t\|(z). \quad (2.4)$$

See more complete description of the properties of V_t and $E_i(t)$ in [15]. The claim (8) is not stated in [15], but the same argument in [22, Proposition 6.10] shows this continuity property.

Specializing in the case of $n = 1$, the main theorem of the present paper in technical terms is the following.

Theorem 2.2. Suppose $n = 1$ and let $\{V_t\}_{t \in \mathbb{R}^+}$ be the Brakke flow obtained in [15] as in Theorem 2.1. Then for almost all $t \in \mathbb{R}^+$, V_t has the following description at each $z \in \text{spt } \|V_t\|$. There exist $\rho > 0$, $k_R, k_L \in \mathbb{N}$, functions $f_{1,R}, \dots, f_{k_R,R} \in W^{2,2}([0, \rho])$ and $f_{1,L}, \dots, f_{k_L,L} \in W^{2,2}([-\rho, 0])$ such that $f_{1,R}(x) \leq \dots \leq f_{k_R,R}(x)$ for $x \in [0, \rho]$ and $f_{1,L}(x) \leq \dots \leq f_{k_L,L}(x)$ for $x \in [-\rho, 0]$,

$$f_{1,R}(0) = \dots = f_{k_R,R}(0) = f_{1,L}(0) = \dots = f_{k_L,L}(0) = 0, \quad (2.5)$$

$$f'_{1,R}(0), \dots, f'_{k_R,R}(0), f'_{1,L}(0), \dots, f'_{k_L,L}(0) \in \{0, \pm\sqrt{3}\}, \quad (2.6)$$

$$\sum_{i=1}^{k_R} \frac{(1, f'_{i,R}(0))}{(1 + (f'_{i,R}(0))^2)^{1/2}} + \sum_{i=1}^{k_L} \frac{(-1, -f'_{i,L}(0))}{(1 + (f'_{i,L}(0))^2)^{1/2}} = 0, \quad (2.7)$$

and after translation of z to the origin and an orthogonal rotation, we have

$$\|V_t\|_{\mathbf{L}_{B_\rho}} = \sum_{i=1}^{k_R} \mathcal{H}^1 \llcorner_{B_\rho \cap \{(x, f_{i,R}(x)) : x \in [0, \rho]\}} + \sum_{i=1}^{k_L} \mathcal{H}^1 \llcorner_{B_\rho \cap \{(x, f_{i,L}(x)) : x \in [-\rho, 0]\}}. \quad (2.8)$$

Here, $f \in W^{2,2}([a, b])$ means that f, f', f'' are in $L^2([a, b])$. It is well-known that $W^{2,2}([a, b]) \subset C^{1,1/2}([a, b])$ so that f' is well-defined as a $1/2$ -Hölder continuous function on $[a, b]$. Note that each term of (2.7) is the inward-pointing unit tangent vector to the curve at the origin and the claim is that their vector sum is 0. To see the content of the claim clearly, consider the special case of $k_R = k_L = 1$. Then, we have $f_{1,R}$ on $[0, \rho]$ and $f_{1,L}$ on $[-\rho, 0]$ with $f_{1,R}(0) = f_{1,L}(0) = 0$, $f'_{1,R}(0) = f'_{1,L}(0) \in \{0, \pm\sqrt{3}\}$ by (2.5)-(2.7). In this case, $f_1 : [-\rho, \rho] \rightarrow \mathbb{R}$ defined by $f_1(x) := f_{1,R}(x)$ for $x \in [0, \rho]$ and $f_1(x) := f_{1,L}(x)$ for $x \in [-\rho, 0]$ is in $W^{2,2}([-\rho, \rho])$ and we have $\|V_t\|_{\mathbf{L}_{B_\rho}} = \mathcal{H}^1 \llcorner_{B_\rho \cap \{(x, f_1(x)) : x \in [-\rho, \rho]\}}$. Hence, this is the case that $\text{spt } \|V_t\|$ is represented locally as the graph of f_1 . If $k_R = 1$ and $k_L = 2$ (and similarly for $k_R = 2$ and $k_L = 1$), because of (2.6) and (2.7), we see that $f'_{1,R}(0) = 0$, $f'_{1,L}(0) = \sqrt{3}$ and $f'_{2,L}(0) = -\sqrt{3}$ have to be true. This case corresponds to the triple junction with multiplicity 1, that is, three curves meet at the origin with equal angles of 120 degrees. In other cases of $k_R, k_L \geq 2$, we have k_R curves coming from the right-hand side and k_L curves from the left-hand side, and they meet at the origin with angles of either 0, 60 or 120 degrees, and so that (2.7) holds true. If the derivatives of all the functions are equal at the origin, then $k := k_R = k_L$ by (2.7), and this case corresponds to the situation that $\text{spt } \|V_t\|$ is locally represented by $W^{2,2}$ functions $f_1 \leq \dots \leq f_k$ which are tangent at the origin. It is also clear from this description that genuine junctions (with some non-zero angles between curves meeting at the junction) are isolated, and away from them, $\text{spt } \|V_t\|$ is a union of embedded $W^{2,2}$ curves which may be tangent to each other but which do not cross transversally.

If $N = 2$ (i.e., the “two-phase” case of $\mathbb{R}^2 \setminus \Gamma_0 = E_{0,1} \cup E_{0,2}$), we can conclude in the next Theorem 2.3 that there are no genuine junctions and the worst possible irregularities are curves being tangent.

Theorem 2.3. Assume in addition that $N = 2$ in Theorem 2.2. Then we have $k_R = k_L (= k)$ and $f'_{1,R}(0) = \dots = f'_{k,R}(0) = f'_{1,L}(0) = \dots = f'_{k,L}(0)$. In particular, for almost all t , $\text{spt } \|V_t\|$ locally consists of a finite number of embedded $W^{2,2}$ curves which are tangent if they intersect.

Next, we note that the class of Brakke flows with the regularity property in Theorem 2.2 (and 2.3 for $N = 2$) is compact with respect to the natural weak convergence of measures (see Lemma 6.1). In particular, we have the following:

Theorem 2.4. Any tangent flow of Brakke flow obtained in [15] has the same regularity property as in Theorem 2.2 (and 2.3 for $N = 2$).

See [24, 26] for the definition and properties of tangent flow. One of the corollaries is that the support of any static tangent flow (the one which is homogeneous and independent of time) is either a line, a triple junction, two lines crossing with 60 degrees, or three lines crossing with 60 degrees, all of them with possible integer multiplicities. If $N = 2$, then the static tangent flow is a line (with a possible integer multiplicity). We remark that the Brakke flow is C^∞ in a space-time neighborhood of a point if there exists a static tangent flow at that point which is a line with multiplicity 1. This is due to Brakke's partial regularity theorem [5], the proof of which has been given in [14, 23]. If there exists a static tangent flow which is a triple junction with multiplicity 1, then the Brakke flow is $C^{1,\alpha}$ in the parabolic sense in a space-time neighborhood of that point for all $\alpha \in (0, 1)$ (see [25] for the detail). For further discussion on the main results, see Section 7.

3. PRELIMINARIES

3.1. Basic definitions and lemmas. We recall some essential definitions and lemmas from [15] for the subsequent proofs. See [15, Section 4 & 5] for a more comprehensive treatment of these concepts.

Definition 3.1. An ordered collection $\mathcal{E} = \{E_1, \dots, E_N\}$ of subsets in \mathbb{R}^{n+1} is called an Ω -finite open partition of N elements if

- (a) E_1, \dots, E_N are open and mutually disjoint;
- (b) $\mathcal{H}^n \llcorner_\Omega (\mathbb{R}^{n+1} \setminus \cup_{i=1}^N E_i) < \infty$;
- (c) $\cup_{i=1}^N \partial E_i$ is countably n -rectifiable.

We do not exclude the possibility that some of E_i 's are empty set \emptyset . The set of all Ω -finite open partitions of N elements is denoted by \mathcal{OP}_Ω^N . By Definition 3.1(b) and (c) as well as $\Omega > 0$, we have $\mathcal{H}^n(B_R \setminus \cup_{i=1}^N E_i) < \infty$ for all $R > 0$ and

$$\cup_{i=1}^N \partial E_i = \mathbb{R}^{n+1} \setminus \cup_{i=1}^N E_i. \quad (3.1)$$

Given $\mathcal{E} = \{E_1, \dots, E_N\} \in \mathcal{OP}_\Omega^N$, we define (with a slight abuse of notation)

$$\partial \mathcal{E} := |\cup_{i=1}^N \partial E_i| \in \mathbf{IV}_n(\mathbb{R}^{n+1}), \quad (3.2)$$

which is a unit density varifold naturally induced from the countably n -rectifiable $\cup_{i=1}^N \partial E_i$. We also regard $\partial \mathcal{E}$ as a set $\cup_{i=1}^N \partial E_i$ with no fear of confusion. The weight measure of $\partial \mathcal{E}$ satisfies

$$\|\partial \mathcal{E}\| = \mathcal{H}^n \llcorner_{\cup_{i=1}^N \partial E_i}. \quad (3.3)$$

By Definition 3.1(b) and (3.1), we have $\|\partial \mathcal{E}\|(\Omega) < \infty$.

Definition 3.2. Given $\mathcal{E} = \{E_1, \dots, E_N\} \in \mathcal{OP}_\Omega^N$, a function $f : \mathbb{R}^{n+1} \rightarrow \mathbb{R}^{n+1}$ is called \mathcal{E} -admissible if it is Lipschitz continuous and satisfies the following. Define $\tilde{E}_i := \text{int}(f(E_i))$ for $i = 1, \dots, N$. Then:

- (a) $\tilde{E}_1, \dots, \tilde{E}_N$ are mutually disjoint;
- (b) $\mathbb{R}^{n+1} \setminus \cup_{i=1}^N \tilde{E}_i \subset f(\cup_{i=1}^N \partial E_i)$;
- (c) $\sup_{z \in \mathbb{R}^{n+1}} |f(z) - z| < \infty$.

From the definition, one can prove (see [15, Lemma 4.4] for the proof)

Lemma 3.3. For $\mathcal{E} = \{E_1, \dots, E_N\} \in \mathcal{OP}_\Omega^N$ and a \mathcal{E} -admissible function f , define $\tilde{\mathcal{E}} := \{\tilde{E}_1, \dots, \tilde{E}_N\}$ with $\tilde{E}_i := \text{int}(f(E_i))$. Then we have $\tilde{\mathcal{E}} \in \mathcal{OP}_\Omega^N$.

In the following, $f_\star \mathcal{E}$ denotes the above $\tilde{\mathcal{E}}$, that is, $f_\star \mathcal{E} := \tilde{\mathcal{E}}$.

Definition 3.4. For every $j \in \mathbb{N}$, the class \mathcal{A}_j is defined as follows:

$$\begin{aligned} \mathcal{A}_j := \{ \phi \in C^2(\mathbb{R}^{n+1}; \mathbb{R}^+) : \phi(z) \leq \Omega(z), |\nabla \phi(z)| \leq j\phi(z), \\ \|\nabla^2 \phi(z)\| \leq j\phi(z) \text{ for every } z \in \mathbb{R}^{n+1} \}. \end{aligned} \quad (3.4)$$

Definition 3.5. For $\mathcal{E} = \{E_1, \dots, E_N\} \in \mathcal{OP}_\Omega^N$ and $j \in \mathbb{N}$, define $\mathbf{E}(\mathcal{E}, j)$ to be the set of all \mathcal{E} -admissible functions f such that:

- (a) $|f(z) - z| \leq 1/j^2$ for every $z \in \mathbb{R}^{n+1}$;
- (b) $\mathcal{L}^{n+1}(E_i \triangle \tilde{E}_i) \leq 1/j$ for all $i = 1, \dots, N$, where $\tilde{E}_i = \text{int}(f(E_i))$;
- (c) $\|\partial f_\star \mathcal{E}\|(\phi) \leq \|\partial \mathcal{E}\|(\phi)$ for all $\phi \in \mathcal{A}_j$. Here, $f_\star \mathcal{E} = \{\tilde{E}_1, \dots, \tilde{E}_N\}$.

Since the identity map $f(z) = z$ is in $\mathbf{E}(\mathcal{E}, j)$, $\mathbf{E}(\mathcal{E}, j)$ is not empty.

Definition 3.6. Given $\mathcal{E} \in \mathcal{OP}_\Omega^N$ and $j \in \mathbb{N}$, we define the quantity

$$\Delta_j \|\partial \mathcal{E}\|(\Omega) := \inf_{f \in \mathbf{E}(\mathcal{E}, j)} \{ \|\partial f_\star \mathcal{E}\|(\Omega) - \|\partial \mathcal{E}\|(\Omega) \}. \quad (3.5)$$

Since the identity map is in $\mathbf{E}(\mathcal{E}, j)$, we have $\Delta_j \|\partial \mathcal{E}\|(\Omega) \leq 0$. We also define a localized version of $\mathbf{E}(\mathcal{E}, j)$ and $\Delta_j \|\partial \mathcal{E}\|(\Omega)$ as follows.

Definition 3.7. For $\mathcal{E} \in \mathcal{OP}_\Omega^N$, $j \in \mathbb{N}$ and a compact set $C \subset \mathbb{R}^{n+1}$ we define

$$\mathbf{E}(\mathcal{E}, C, j) := \{ f \in \mathbf{E}(\mathcal{E}, j) : \{z : f(z) \neq z\} \cup \{f(z) : f(z) \neq z\} \subset C \}, \quad (3.6)$$

$$\Delta_j \|\partial \mathcal{E}\|(C) := \inf_{f \in \mathbf{E}(\mathcal{E}, C, j)} (\|\partial f_\star \mathcal{E}\|(C) - \|\partial \mathcal{E}\|(C)). \quad (3.7)$$

We use the following (see [15, Lemma 4.12] for the proof):

Lemma 3.8. Suppose $\mathcal{E} = \{E_1, \dots, E_N\} \in \mathcal{OP}_\Omega^N$, $j \in \mathbb{N}$, C is a compact set, f is \mathcal{E} -admissible such that

- (a) $\{z : f(z) \neq z\} \cup \{f(z) : f(z) \neq z\} \subset C$;
- (b) $|f(z) - z| \leq 1/j^2$ for all $z \in \mathbb{R}^{n+1}$;
- (c) $\mathcal{L}^{n+1}(E_i \triangle \tilde{E}_i) \leq 1/j$ for all $i = 1, \dots, N$ and where $\tilde{E}_i = \text{int}(f(E_i))$;
- (d) $\|\partial f_\star \mathcal{E}\|(C) \leq \exp(-j \text{diam } C) \|\partial \mathcal{E}\|(C)$.

Then we have $f \in \mathbf{E}(\mathcal{E}, C, j)$.

Let $\psi \in C^\infty(\mathbb{R}^{n+1})$ be a radially symmetric function such that

$$\begin{aligned} \psi(z) &= 1 \text{ for } |z| \leq 1/2, \quad \psi(z) = 0 \text{ for } |z| \geq 1, \\ 0 \leq \psi(z) &\leq 1, \quad |\nabla \psi(z)| \leq 3, \quad \|\nabla^2 \psi(z)\| \leq 9 \text{ for all } z \in \mathbb{R}^{n+1}. \end{aligned} \quad (3.8)$$

Define for each $\varepsilon > 0$

$$\hat{\Phi}_\varepsilon(z) := \frac{1}{(2\pi\varepsilon^2)^{\frac{n+1}{2}}} \exp\left(-\frac{|z|^2}{2\varepsilon^2}\right), \quad \Phi_\varepsilon(z) := c(\varepsilon)\psi(z)\hat{\Phi}_\varepsilon(z), \quad (3.9)$$

where the constant $c(\varepsilon)$ is chosen so that $\int_{\mathbb{R}^{n+1}} \Phi_\varepsilon(z) dz = 1$.

Definition 3.9. For $V \in \mathbf{V}_n(\mathbb{R}^{n+1})$, we define $\Phi_\varepsilon * V \in \mathbf{V}_n(\mathbb{R}^{n+1})$ through

$$(\Phi_\varepsilon * V)(\phi) := V(\Phi_\varepsilon * \phi) := \int_{\mathbf{G}_n(\mathbb{R}^{n+1})} \int_{\mathbb{R}^{n+1}} \phi(z - \hat{z}, S) \Phi_\varepsilon(\hat{z}) d\hat{z} dV(z, S) \quad (3.10)$$

for $\phi \in C_c(\mathbf{G}_n(\mathbb{R}^{n+1}))$. For a Radon measure μ on \mathbb{R}^{n+1} , we define a Radon measure $\Phi_\varepsilon * \mu$ on \mathbb{R}^{n+1} through

$$(\Phi_\varepsilon * \mu)(\phi) := \mu(\Phi_\varepsilon * \phi) := \int_{\mathbb{R}^{n+1}} \int_{\mathbb{R}^{n+1}} \phi(z - \hat{z}) \Phi_\varepsilon(\hat{z}) d\hat{z} d\mu(z) \quad (3.11)$$

for $\phi \in C_c(\mathbb{R}^{n+1})$.

One may prove the following by the Fubini theorem (see [15, Section 4 (4.28)]):

Lemma 3.10. The Radon measure $\Phi_\varepsilon * \mu$ may be identified with the C^∞ function

$$(\Phi_\varepsilon * \mu)(z) := \int_{\mathbb{R}^{n+1}} \Phi_\varepsilon(\hat{z} - z) d\mu(\hat{z}) \quad (3.12)$$

since $(\Phi_\varepsilon * \mu)(\phi) = \int_{\mathbb{R}^{n+1}} (\Phi_\varepsilon * \mu)(z) \phi(z) dz$ holds for $\phi \in C_c(\mathbb{R}^{n+1})$.

We next define the “smoothed first variation” of V as follows:

Definition 3.11. For $V \in \mathbf{V}_n(\mathbb{R}^{n+1})$, define the following C^∞ vector field

$$(\Phi_\varepsilon * \delta V)(z) := \int_{\mathbf{G}_n(\mathbb{R}^{n+1})} S(\nabla \Phi_\varepsilon(\hat{z} - z)) dV(\hat{z}, S). \quad (3.13)$$

For any vector field $g \in C_c(\mathbb{R}^{n+1}; \mathbb{R}^{n+1})$, we define

$$(\Phi_\varepsilon * \delta V)(g) := \int_{\mathbb{R}^{n+1}} (\Phi_\varepsilon * \delta V)(z) \cdot g(z) dz. \quad (3.14)$$

The following can be verified (see [15, Lemma 4.16] for the proof):

Lemma 3.12. For $V \in \mathbf{V}_n(\mathbb{R}^{n+1})$, we have

$$\Phi_\varepsilon * \|V\| = \|\Phi_\varepsilon * V\|, \quad (3.15)$$

$$\int_{\mathbb{R}^{n+1}} (\Phi_\varepsilon * \delta V)(z) \cdot g(z) dz = \delta V(\Phi_\varepsilon * g) \quad \text{for } g \in C_c^1(\mathbb{R}^{n+1}; \mathbb{R}^{n+1}), \quad (3.16)$$

$$\Phi_\varepsilon * \delta V = \delta(\Phi_\varepsilon * V). \quad (3.17)$$

The following is the “smoothed mean curvature vector” of V :

Definition 3.13. For $V \in \mathbf{V}_n(\mathbb{R}^{n+1})$ and $\varepsilon > 0$, define

$$h_\varepsilon(\cdot, V) := -\Phi_\varepsilon * \left(\frac{\Phi_\varepsilon * \delta V}{\Phi_\varepsilon * \|V\| + \varepsilon \Omega^{-1}} \right). \quad (3.18)$$

We use the following quantity as a proxy for a weighted “ L^2 -norm of smoothed mean curvature vector” (see [15, Lemma 5.2]):

Lemma 3.14. For $V \in \mathbf{V}_n(\mathbb{R}^{n+1})$ with $\|V\|(\Omega) \leq M$ and $\varepsilon \in (0, \epsilon_1)$ (where ϵ_1 depends only on n, c_1 and M), we have

$$\int_{\mathbb{R}^{n+1}} \frac{|\Phi_\varepsilon * \delta V|^2 \Omega}{\Phi_\varepsilon * \|V\| + \varepsilon \Omega^{-1}} dz < \infty. \quad (3.19)$$

3.2. Construction of approximate MCF. In this subsection, we summarize the relevant results of approximate MCF established in [15, Section 6]. The following is [15, Proposition 6.1] which proves the existence of a time-discrete approximate MCF starting from \mathcal{E}_0 . Here, given Γ_0 and $\{E_{0,i}\}_{i=1}^N$ as in Theorem 2.1, we set $\mathcal{E}_0 := \{E_{0,1}, \dots, E_{0,N}\}$. Since Γ_0 is a closed countably n -rectifiable set satisfying (2.2), one can see that $\mathcal{E}_0 \in \mathcal{OP}_\Omega^N$ and $\partial \mathcal{E}_0 = |\Gamma_0|$.

Proposition 3.15. Given $\mathcal{E}_0 \in \mathcal{OP}_\Omega^N$ and $j \in \mathbb{N}$ with $j \geq c_1$, there exist $\varepsilon_j \in (0, j^{-6})$, $p_j \in \mathbb{N}$, a family of open partitions $\mathcal{E}_{j,\ell} \in \mathcal{OP}_\Omega^N$ ($\ell = 0, 1, \dots, j2^{p_j}$) with the following property:

$$\mathcal{E}_{j,0} = \mathcal{E}_0 \quad \text{for all } j \in \mathbb{N} \quad (3.20)$$

and with the notation of

$$\Delta t_j := \frac{1}{2^{p_j}}, \quad (3.21)$$

we have

$$\|\partial \mathcal{E}_{j,\ell}\|(\Omega) \leq \|\partial \mathcal{E}_0\|(\Omega) \exp\left(\frac{c_1^2}{2} \ell \Delta t_j\right) + \frac{2\varepsilon_j^{\frac{1}{8}}}{c_1^2} \left(\exp\left(\frac{c_1^2}{2} \ell \Delta t_j\right) - 1\right), \quad (3.22)$$

$$\begin{aligned} \frac{\|\partial \mathcal{E}_{j,\ell}\|(\Omega) - \|\partial \mathcal{E}_{j,\ell-1}\|(\Omega)}{\Delta t_j} &+ \frac{1}{4} \int_{\mathbb{R}^{n+1}} \frac{|\Phi_{\varepsilon_j} * \delta(\partial \mathcal{E}_{j,\ell})|^2 \Omega}{\Phi_{\varepsilon_j} * \|\partial \mathcal{E}_{j,\ell}\| + \varepsilon_j \Omega^{-1}} dz \\ &- \frac{(1 - j^{-5})}{\Delta t_j} \Delta_j \|\partial \mathcal{E}_{j,\ell-1}\|(\Omega) \leq \varepsilon_j^{\frac{1}{8}} + \frac{c_1^2}{2} \|\partial \mathcal{E}_{j,\ell-1}\|(\Omega), \end{aligned} \quad (3.23)$$

$$\frac{\|\partial \mathcal{E}_{j,\ell}\|(\phi) - \|\partial \mathcal{E}_{j,\ell-1}\|(\phi)}{\Delta t_j} \leq \delta(\partial \mathcal{E}_{j,\ell}, \phi)(h_{\varepsilon_j}(\cdot, \partial \mathcal{E}_{j,\ell})) + \varepsilon_j^{\frac{1}{8}} \quad (3.24)$$

for $\ell = 1, 2, \dots, j2^{p_j}$ and $\phi \in \mathcal{A}_j$. When $c_1 = 0$ (so that $\|\partial\mathcal{E}_0\|(\mathbb{R}^{n+1}) = \mathcal{H}^n(\Gamma_0) < \infty$ and we may take $\Omega = 1$), the right-hand side of (3.22) should be understood as the limit when $c_1 \rightarrow 0+$ and is equal to $\mathcal{H}^n(\Gamma_0) + \varepsilon_j^{\frac{1}{8}} \ell \Delta t_j$.

We remark on the relation of ε_j and Δt_j in the proof of Proposition 3.15. As is explained in [15, p.83],

$$\Delta t_j = \frac{1}{2^{p_j}} \in (2^{-1} \varepsilon_j^{3n+20}, \varepsilon_j^{3n+20}]. \quad (3.25)$$

Definition 3.16. We define for each $j \in \mathbb{N}$ with $j \geq \max\{1, c_1\}$ a family $\mathcal{E}_j(t) \in \mathcal{OP}_\Omega^N$ for $t \in [0, j]$ by

$$\mathcal{E}_j(t) := \mathcal{E}_{j,\ell} \text{ if } t \in ((\ell-1)\Delta t_j, \ell\Delta t_j]. \quad (3.26)$$

The next is [15, Proposition 6.4]:

Proposition 3.17. There exist a subsequence $\{j_\ell\}_{\ell=1}^\infty$ and a family of Radon measures $\{\mu_t\}_{t \in \mathbb{R}^+}$ on \mathbb{R}^{n+1} such that

$$\lim_{\ell \rightarrow \infty} \|\partial\mathcal{E}_{j_\ell}(t)\|(\phi) = \mu_t(\phi) \quad (3.27)$$

for all $\phi \in C_c(\mathbb{R}^{n+1})$ and for all $t \in \mathbb{R}^+$. For all $T < \infty$, we have

$$\limsup_{\ell \rightarrow \infty} \int_0^T \left(\int_{\mathbb{R}^{n+1}} \frac{|\Phi_{\varepsilon_{j_\ell}} * \delta(\partial\mathcal{E}_{j_\ell}(t))|^2 \Omega}{\Phi_{\varepsilon_{j_\ell}} * \|\partial\mathcal{E}_{j_\ell}(t)\| + \varepsilon_{j_\ell} \Omega^{-1}} dz - \frac{1}{\Delta t_{j_\ell}} \Delta_{j_\ell} \|\partial\mathcal{E}_{j_\ell}(t)\|(\Omega) \right) dt < \infty. \quad (3.28)$$

Because of (3.28) and Fatou's lemma, for a.e. $t \in \mathbb{R}^+$, we may choose a time-dependent further subsequence (denoted by the same index) $\{j_\ell\}_{\ell=1}^\infty$ such that

$$\sup_{\ell \in \mathbb{N}} \left(\int_{\mathbb{R}^{n+1}} \frac{|\Phi_{\varepsilon_{j_\ell}} * \delta(\partial\mathcal{E}_{j_\ell}(t))|^2 \Omega}{\Phi_{\varepsilon_{j_\ell}} * \|\partial\mathcal{E}_{j_\ell}(t)\| + \varepsilon_{j_\ell} \Omega^{-1}} dz - \frac{1}{\Delta t_{j_\ell}} \Delta_{j_\ell} \|\partial\mathcal{E}_{j_\ell}(t)\|(\Omega) \right) \leq c_2 \quad (3.29)$$

for some c_2 . The following is proved (see [15, Theorem 8.6, Lemma 9.1, Theorem 9.3]):

Theorem 3.18. The limit of $\{\partial\mathcal{E}_{j_\ell}(t)\}_{\ell=1}^\infty$ satisfying (3.29) is necessarily an integral varifold V_t with $\|V_t\| = \mu_t$, and V_t has a locally square integrable generalized mean curvature. Moreover, $\{V_t\}_{t \in \mathbb{R}^+}$ is a Brakke flow.

The main purpose of the present paper is to prove that $\text{spt } \|V_t\|$ for such t consists of locally finite number of $W^{2,2}$ curves with junctions of specific type, namely, these curves at junctions meet either at 0, 60 or 120 degrees. This proves Theorem 2.2 since the Brakke flow obtained in [15] is precisely the limit of sequence satisfying (3.29) for a.e. t .

For the rest of the paper, dropping the variable t , we let $\{\partial\mathcal{E}_{j_\ell}\}_{\ell=1}^\infty$ be the subsequence with the uniform bound (3.29).

4. SMALL SCALE BEHAVIOR OF APPROXIMATE SEQUENCE

The purpose of this section is to prove that $\partial\mathcal{E}_{j_\ell}$ is almost measure-minimizing within a length scale smaller than $1/j_\ell^2$. This is an expected result due to Definition 3.5(a) and the uniform bound $-\Delta_{j_\ell}\|\partial\mathcal{E}_{j_\ell}\|(\Omega) \leq c_2\Delta t_{j_\ell}$ as in (3.29). Since $\Delta t_{j_\ell} \leq \varepsilon_{j_\ell}^{3n+20} < j_\ell^{-6(3n+20)}$ by (3.25) and $\varepsilon_j \in (0, j^{-6})$ in Proposition 3.15, we have

$$-\Delta_{j_\ell}\|\partial\mathcal{E}_{j_\ell}\|(\Omega) < c_2 j_\ell^{-6(3n+20)}, \quad (4.1)$$

and even after rescaling $\partial\mathcal{E}_{j_\ell}$ by $1/j_\ell^2$, it is still very close to being measure-minimizing under Lipschitz deformations of admissible class, $\mathbf{E}(\mathcal{E}_{j_\ell}, j_\ell)$.

Suppose throughout this section that $\{z^{(\ell)}\}_{\ell=1}^\infty \subset \mathbb{R}^{n+1}$ is a bounded sequence and suppose that $\{r_\ell\}_{\ell=1}^\infty$ is a sequence of positive numbers such that

$$\lim_{\ell \rightarrow \infty} r_\ell(j_\ell)^2 = 0 \quad (4.2)$$

and

$$\lim_{\ell \rightarrow \infty} r_\ell(j_\ell)^3 = \infty. \quad (4.3)$$

It is not necessary but to fix the idea, we set $r_\ell := 1/(j_\ell)^{2.5}$ so that (4.2) and (4.3) are satisfied. The motivation for the choice of r_ℓ is that we want $r_\ell = o(1/j_\ell^2)$ but not too small so that $\varepsilon_{j_\ell} \ll r_\ell$. For each $\ell \in \mathbb{N}$, we define $F_\ell : \mathbb{R}^{n+1} \rightarrow \mathbb{R}^{n+1}$ by

$$F_\ell(z) := \frac{z - z^{(\ell)}}{r_\ell} \quad (4.4)$$

and define

$$V_\ell := (F_\ell)_\#(\partial\mathcal{E}_{j_\ell}). \quad (4.5)$$

Using Lemma 4.2 below, for each $R > 0$, we can prove

$$\limsup_{\ell \rightarrow \infty} \|V_\ell\|(B_R) \leq \mathcal{H}^n(\partial B_1) R^n. \quad (4.6)$$

Once this is proved, by the standard compactness theorem of Radon measures, we have a converging subsequence (denoted by the same index) and a limit $V \in \mathbf{V}_n(\mathbb{R}^{n+1})$, namely,

$$\lim_{\ell \rightarrow \infty} V_\ell(\phi) = V(\phi)$$

for all $\phi \in C_c(\mathbf{G}_n(\mathbb{R}^{n+1}))$. The main result in this section is the following characterization of this limit V .

Theorem 4.1. Let V be obtained as above and suppose that $V \neq 0$. Then V is measure-minimizing with respect to any compact diffeomorphism and belongs to $\mathbf{IV}_n(\mathbb{R}^{n+1})$ with unit density. Moreover, V satisfies the following.

- (1) For $N \geq 3$ and $n = 1$, $\text{spt } \|V\|$ is either a line or a triple junction (with three half-lines) of 120 degrees.

- (2) For $N \geq 3$ and $n \geq 2$, $\text{spt} \|V\|$ consists of three mutually disjoint sets, $\text{reg } V$, $\text{sing}_1 V$ and $\text{sing}_2 V$. The set $\text{reg } V$ is relatively open in $\text{spt} \|V\|$ and is a real-analytic minimal hypersurface. For any point in $\text{sing}_1 V$, there exists a neighborhood in which $\text{spt} \|V\|$ consists of three real-analytic minimal hypersurfaces with boundaries which meet along an $n - 1$ -dimensional real-analytic surface. The set $\text{sing}_2 V$ is a closed set of Hausdorff dimension $\leq n - 2$. In the case of $n = 2$, $\text{sing}_2 V$ is a set of isolated points in \mathbb{R}^3 .
- (3) For $N = 2$ and $1 \leq n \leq 6$, $\text{spt} \|V\|$ is a hyperplane.
- (4) For $N = 2$ and $n \geq 7$, $\text{spt} \|V\|$ is a real-analytic minimal hypersurface away from a closed set of Hausdorff dimension $\leq n - 7$ and a set of isolated points if $n = 7$.

One can expect that this should be true due to the “almost measure-minimizing property” (4.1), and Theorem 4.1 is known in a variety of different settings in area-minimizing problems. In fact, the present setting of the small scale is close to that of Almgren’s (F, ε, δ) minimal sets [3]. On the other hand, since it is not precisely the same with the use of open partitions and the admissible class, we give a self-contained proof (except that we cite results from [15] and well-known results in geometric measure theory) and the rest of this section is devoted to the proof of Theorem 4.1. We use results for $n = 1$ in the subsequent sections.

We start with the following upper density ratio bound.

Lemma 4.2. For any $R > 0$,

$$\limsup_{\ell \rightarrow \infty} \frac{1}{(r_\ell R)^n} \|\partial \mathcal{E}_{j_\ell}\|(B_{r_\ell R}(z^{(\ell)})) \leq \mathcal{H}^n(\partial B_1).$$

Proof. Suppose that ℓ is large so that $r_\ell R < \frac{1}{2(j_\ell)^2}$. Assume for a contradiction that there exists $\beta > 0$ such that

$$\|\partial \mathcal{E}_{j_\ell}\|(B_{r_\ell R}(z^{(\ell)})) \geq (\beta + \mathcal{H}^n(\partial B_1))(r_\ell R)^n \quad (4.7)$$

for some large ℓ . Define a Lipschitz map $\hat{F} : \mathbb{R}^{n+1} \rightarrow \mathbb{R}^{n+1}$ as follows (though \hat{F} depends on ℓ , we drop the dependence for simplicity). Choose a ball $B_\epsilon(z') \subset U_{r_\ell R}(z^{(\ell)}) \setminus \partial \mathcal{E}_{j_\ell}$. Let \hat{F} be a retraction map such that $U_{r_\ell R}(z^{(\ell)}) \setminus U_\epsilon(z')$ is projected onto $\partial B_{r_\ell R}(z^{(\ell)})$. The ball $B_\epsilon(z')$ is expanded onto $B_{r_\ell R}(z^{(\ell)})$ bijectively. For $z \in \mathbb{R}^{n+1} \setminus U_{r_\ell R}(z^{(\ell)})$, define $\hat{F}(z) = z$. Note this \hat{F} is \mathcal{E}_{j_ℓ} -admissible (see Definition 3.2) as noted in [15, 4.3.4]. We also claim that $\hat{F} \in \mathbf{E}(\mathcal{E}_{j_\ell}, j_\ell)$ (see Definition 3.5). To prove this, we use Lemma 3.8 (note that $\mathbf{E}(\mathcal{E}, C, j) \subset \mathbf{E}(\mathcal{E}, j)$ by definition). We take C in the statement as $B_{r_\ell R}(z^{(\ell)})$. The first three conditions (a)-(c) (with j there replaced by j_ℓ) are satisfied for all large j_ℓ . Thus we only need to check (d) of Lemma 3.8:

$$\|\partial \hat{F}_\star \mathcal{E}_{j_\ell}\|(B_{r_\ell R}(z^{(\ell)})) \leq \exp(-2j_\ell r_\ell R) \|\partial \mathcal{E}_{j_\ell}\|(B_{r_\ell R}(z^{(\ell)})). \quad (4.8)$$

Since $(\partial \hat{F}_\star \mathcal{E}_{j_\ell}) \cap U_{r_\ell R}(z^{(\ell)}) = \emptyset$, we have

$$\|\partial \hat{F}_\star \mathcal{E}_{j_\ell}\|(B_{r_\ell R}(z^{(\ell)})) = \|\partial \hat{F}_\star \mathcal{E}_{j_\ell}\|(\partial B_{r_\ell R}(z^{(\ell)})) \leq \mathcal{H}^n(\partial B_{r_\ell R}(z^{(\ell)})) = (r_\ell R)^n \mathcal{H}^n(\partial B_1). \quad (4.9)$$

By (4.2), (4.7) and (4.9), we have (4.8) for all large ℓ . Thus we proved that $\hat{F} \in \mathbf{E}(\mathcal{E}_{j_\ell}, j_\ell)$ by Lemma 3.8. Recall that

$$\Delta_{j_\ell} \|\partial \mathcal{E}_{j_\ell}\|(\Omega) = \inf_{f \in \mathbf{E}(\mathcal{E}_{j_\ell}, j_\ell)} (\|\partial f_\star \mathcal{E}_{j_\ell}\|(\Omega) - \|\partial \mathcal{E}_{j_\ell}\|(\Omega)) \quad (4.10)$$

which is bounded from below by $-c_2 \Delta t_{j_\ell}$ due to (3.29). Since $\partial \hat{F}_\star \mathcal{E}_{j_\ell}$ and $\partial \mathcal{E}_{j_\ell}$ coincide outside $B_{r_\ell R}(z^{(\ell)})$, we have by (4.9) and (4.7) that

$$\begin{aligned} & \|\partial \hat{F}_\star \mathcal{E}_{j_\ell}\|(\Omega) - \|\partial \mathcal{E}_{j_\ell}\|(\Omega) \\ & \leq \left(\left(\max_{B_{r_\ell R}(z^{(\ell)})} \Omega \right) \mathcal{H}^n(\partial B_1) - \left(\min_{B_{r_\ell R}(z^{(\ell)})} \Omega \right) (\beta + \mathcal{H}^n(\partial B_1)) \right) (r_\ell R)^n \\ & \leq \left(\min_{B_{r_\ell R}(z^{(\ell)})} \Omega \right) \left(\mathcal{H}^n(\partial B_1) \exp(2c_1 r_\ell R) - (\beta + \mathcal{H}^n(\partial B_1)) \right) (r_\ell R)^n \\ & \leq - \left(\min_{B_{r_\ell R}(z^{(\ell)})} \Omega \right) \frac{\beta (r_\ell R)^n}{2} \end{aligned} \quad (4.11)$$

for all large ℓ , where we also used $\Omega(z) \leq \Omega(z') \exp(c_1 |z - z'|)$ which follows from (2.1). By (3.29), (4.10) and (4.11), for all large ℓ , we have

$$\left(\min_{B_{r_\ell R}(z^{(\ell)})} \Omega \right) \beta (r_\ell R)^n \leq 2c_2 \Delta t_{j_\ell}.$$

Since $\{z^{(\ell)}\}_{\ell=1}^\infty$ is a bounded sequence and $\Omega > 0$, we have $\inf_\ell (\min_{B_{r_\ell R}(z^{(\ell)})} \Omega) > 0$. We now obtain a contradiction since $\Delta t_{j_\ell} \ll (j_\ell)^{-3n}$ and $(j_\ell)^{-3n} \ll (r_\ell)^n$ as $\ell \rightarrow \infty$ by (4.1) and (4.3). \square

This proves (4.6) and the existence of a limit n -dimensional varifold V . It is also useful to consider the convergence of partitions. For this purpose, for each \mathcal{E}_{j_ℓ} , write

$$\{E_{j_\ell, k}\}_{k=1}^N = \mathcal{E}_{j_\ell}. \quad (4.12)$$

Note that $|\cup_{k=1}^N \partial E_{j_\ell, k}| = \partial \mathcal{E}_{j_\ell}$ and each $E_{j_\ell, k}$ satisfies $\|\nabla \chi_{F_\ell(E_{j_\ell, k})}\| \leq \|V_\ell\|$ by [4, Proposition 3.62]. Thus by the compactness theorem of BV functions, there exist a further subsequence (denoted by the same index) and Caccioppoli sets $E_1, \dots, E_N \subset \mathbb{R}^{n+1}$ such that

$$\chi_{F_\ell(E_{j_\ell, k})} \rightarrow \chi_{E_k} \quad (4.13)$$

for each $k = 1, \dots, N$ in $L^1_{loc}(\mathbb{R}^{n+1})$ and a.e. pointwise $z \in \mathbb{R}^{n+1}$ as $\ell \rightarrow \infty$. Since $\{F_\ell(E_{j_\ell, k})\}_{k=1}^N$ are open partitions of \mathbb{R}^{n+1} , one can also prove that E_1, \dots, E_N satisfy

$$\mathcal{L}^{n+1}(E_i \cap E_k) = 0 \text{ for } i \neq k \text{ and } \sum_{k=1}^N \chi_{E_k} = 1 \text{ a.e. on } \mathbb{R}^{n+1}. \quad (4.14)$$

By the lower-semicontinuity of the BV semi-norm, we also have

$$\|\nabla \chi_{E_k}\| \leq \|V\| \quad (4.15)$$

for all $k = 1, \dots, N$.

Next we prove that V is measure-minimizing in the following sense, proving the first claim of Theorem 4.1.

Lemma 4.3. For any diffeomorphism $g \in C^1(\mathbb{R}^{n+1}; \mathbb{R}^{n+1})$ with $g|_{\mathbb{R}^{n+1} \setminus U_R}(z) = z$ for some $R > 0$, we have

$$\|g_\# V\|(B_R) \geq \|V\|(B_R). \quad (4.16)$$

Proof. Suppose on the contrary that there exists a diffeomorphism g as above such that $\|g_\# V\|(B_R) - \|V\|(B_R) < -\beta$ for some $\beta > 0$. Then, by the definition of the push-forward of varifold, we have

$$\int_{\mathbf{G}_n(B_R)} (|\Lambda_n \nabla g \circ S| - 1) dV(z, S) < -\beta.$$

Since $|\Lambda_n \nabla g(z) \circ S| - 1 = 0$ for $z \in \mathbb{R}^{n+1} \setminus U_R$, $|\Lambda_n \nabla g(z) \circ S| - 1$ is an element of $C_c(\mathbf{G}_n(\mathbb{R}^{n+1}))$. Thus, by the varifold convergence, for all sufficiently large ℓ , we have

$$\|g_\# V_\ell\|(B_R) - \|V_\ell\|(B_R) = \int_{\mathbf{G}_n(B_R)} (|\Lambda_n \nabla g(z) \circ S| - 1) dV_\ell(z, S) < -\beta. \quad (4.17)$$

We want to interpret this inequality in terms of $\partial \mathcal{E}_{j_\ell}$. Consider the map $\hat{F}_\ell = (F_\ell)^{-1} \circ g \circ F_\ell : \mathbb{R}^{n+1} \rightarrow \mathbb{R}^{n+1}$, where F_ℓ is defined as in (4.4). This is a diffeomorphism which is the identity map on $\mathbb{R}^{n+1} \setminus U_{r_\ell R}(z^{(\ell)})$ and maps $B_{r_\ell R}(z^{(\ell)})$ to itself bijectively. Since $g_\# V_\ell = (g \circ F_\ell)_\#(\partial \mathcal{E}_{j_\ell})$, we have from (4.17)

$$\|\partial(\hat{F}_\ell)_\# \mathcal{E}_{j_\ell}\|(B_{r_\ell R}(z^{(\ell)})) - \|\partial \mathcal{E}_{j_\ell}\|(B_{r_\ell R}(z^{(\ell)})) < -\beta r_\ell^n. \quad (4.18)$$

We claim that $\hat{F}_\ell \in \mathbf{E}(\mathcal{E}_{j_\ell}, j_\ell)$ for all sufficiently large ℓ . If this holds, note that we would obtain a contradiction just as in the proof of Lemma 4.2 by the same argument following (4.10), which would conclude the proof. Thus we only need to check $\hat{F}_\ell \in \mathbf{E}(\mathcal{E}_{j_\ell}, j_\ell)$. The \mathcal{E}_{j_ℓ} -admissibility is fine since it is a diffeomorphism. Just as before, we use Lemma 3.8 with $C = B_{r_\ell R}(z^{(\ell)})$ there. The first three conditions (a)-(c) are satisfied since $r_\ell R < \frac{1}{2(j_\ell)^2}$. To check (d), that is,

$$\|\partial(\hat{F}_\ell)_\# \mathcal{E}_{j_\ell}\|(B_{r_\ell R}(z^{(\ell)})) \leq \exp(-2j_\ell r_\ell R) \|\partial \mathcal{E}_{j_\ell}\|(B_{r_\ell R}(z^{(\ell)})),$$

we use (4.18). For above to be true, we only need to see from (4.18) that

$$\|\partial \mathcal{E}_{j_\ell}\|(B_{r_\ell R}(z^{(\ell)})) - \beta r_\ell^n \leq \exp(-2j_\ell r_\ell R) \|\partial \mathcal{E}_{j_\ell}\|(B_{r_\ell R}(z^{(\ell)}))$$

but this holds true since

$$\|\partial \mathcal{E}_{j_\ell}\|(B_{r_\ell R}(z^{(\ell)}))(1 - \exp(-2j_\ell r_\ell R)) \leq 2(r_\ell R)^n \mathcal{H}^n(\partial B_1)(1 - \exp(-2j_\ell r_\ell R)) \leq \beta r_\ell^n$$

for all sufficiently large ℓ , where we used $j_\ell r_\ell \rightarrow 0$ and Lemma 4.2. This proves that $\hat{F}_\ell \in \mathbf{E}(\mathcal{E}_{j_\ell}, j_\ell)$. \square

In particular, we obtain

Proposition 4.4. The limit varifold V is stable and stationary.

Next, we prove the following lower density ratio bound of the limit varifold V using [15, Proposition 7.2].

Lemma 4.5. There exists a constant $c_3 \in (0, 1)$ depending only on n with the following property. For any $x \in \text{spt } \|V\|$ and $R > 0$, we have $\|V\|(B_R(x)) \geq c_3 R^n$.

Proof. Let c_3 be the constant appearing in [15, Proposition 7.2] also as c_3 and assume for a contradiction that we have some $\hat{z} \in \text{spt } \|V\|$ and $R > 0$ such that $\|V\|(B_R(\hat{z})) < c_3 R^n$. Then, since $\|V_\ell\| \rightarrow \|V\|$ and $\hat{z} \in \text{spt } \|V\|$, we have a sequence $\hat{z}^{(\ell)} \rightarrow \hat{z}$ such that $\hat{z}^{(\ell)} \in \text{spt } \|V_\ell\|$ and $\|V_\ell\|(B_R(\hat{z}^{(\ell)})) < c_3 R^n$ for all sufficiently large ℓ . In terms of $\partial\mathcal{E}_{j_\ell}$, this means

$$\|\partial\mathcal{E}_{j_\ell}\|(B_{r_\ell R}(z^{(\ell)} + r_\ell \hat{z}^{(\ell)})) < c_3 (r_\ell R)^n$$

for all sufficiently large ℓ with $z^{(\ell)} + r_\ell \hat{z}^{(\ell)} \in \text{spt } \|\partial\mathcal{E}_{j_\ell}\|$. We may apply [15, Proposition 7.2] to \mathcal{E}_{j_ℓ} in $B_{r_\ell R}(z^{(\ell)} + r_\ell \hat{z}^{(\ell)})$, which gives a \mathcal{E}_{j_ℓ} -admissible function g_ℓ and a radius $\hat{r}_\ell \in [r_\ell R/2, r_\ell R]$ such that, writing $B^{(\ell)} := B_{\hat{r}_\ell}(z^{(\ell)} + r_\ell \hat{z}^{(\ell)})$,

- (1) $g_\ell(z) = z$ for $z \in \mathbb{R}^{n+1} \setminus B^{(\ell)}$,
- (2) $g_\ell(z) \in B^{(\ell)}$ for $z \in B^{(\ell)}$,
- (3) $\|\partial(g_\ell)_\star \mathcal{E}_{j_\ell}\|(B^{(\ell)}) \leq \frac{1}{2} \|\partial\mathcal{E}_{j_\ell}\|(B^{(\ell)})$.

By Lemma 3.8, we also have $g_\ell \in \mathbf{E}(\mathcal{E}_{j_\ell}, j_\ell)$ for all large ℓ . Then we have with (2.1) and (3)

$$\begin{aligned} \|\partial(g_\ell)_\star \mathcal{E}_{j_\ell}\|(\Omega) - \|\partial\mathcal{E}_{j_\ell}\|(\Omega) &\leq \max_{B^{(\ell)}} \Omega \|\partial(g_\ell)_\star \mathcal{E}_{j_\ell}\|(B^{(\ell)}) - \min_{B^{(\ell)}} \Omega \|\partial\mathcal{E}_{j_\ell}\|(B^{(\ell)}) \\ &\leq \min_{B^{(\ell)}} \Omega \left(\exp(2c_1 r_\ell R) \frac{1}{2} - 1 \right) \|\partial\mathcal{E}_{j_\ell}\|(B^{(\ell)}). \end{aligned} \quad (4.19)$$

Since the left-hand side of (4.19) is bounded below by $-c_2 \Delta t_{j_\ell}$, we have

$$\left(\inf_{\ell} \min_{B^{(\ell)}} \Omega \right) \left(1 - \exp(2c_1 r_\ell R) \frac{1}{2} \right) \|\partial\mathcal{E}_{j_\ell}\|(B^{(\ell)}) \leq c_2 \Delta t_{j_\ell}. \quad (4.20)$$

Since $\Delta t_{j_\ell} \ll r_\ell^n$ and $B_{r_\ell R/2}(z^{(\ell)} + r_\ell \hat{z}^{(\ell)}) \subset B^{(\ell)}$, (4.20) implies $\|V_\ell\|(B_{R/2}(\hat{z}^{(\ell)})) \leq r_\ell^{-n} \|\partial\mathcal{E}_{j_\ell}\|(B^{(\ell)}) \rightarrow 0$ as $\ell \rightarrow \infty$. Since $\hat{z}^{(\ell)} \rightarrow \hat{z}$, this implies that $\|V\|(U_{R/2}(\hat{z})) = 0$, contradicting $\hat{z} \in \text{spt } \|V\|$. \square

Proposition 4.4, Lemma 4.5 and Allard's rectifiability theorem [1, 5.5(1)] show that V is rectifiable in particular. We next see that

Lemma 4.6. The limit varifold V is integral.

Proof. Since V is rectifiable, for $\|V\|$ a.e. $\hat{z} \in \mathbb{R}^{n+1}$, V has the approximate tangent space $\text{Tan}^n(\|V\|, \hat{z})$ and the blow-up of V at \hat{z} converges to $\theta^n(\|V\|, \hat{z})|\text{Tan}^n(\|V\|, \hat{z})|$ as varifolds. We prove that $\theta(\|V\|, \hat{z}) \in \mathbb{N}$ in the following, which proves that V is integral. For simplicity, we write

$$\beta := \theta^n(\|V\|, \hat{z}) \text{ and } T := \text{Tan}^n(\|V\|, \hat{z}). \quad (4.21)$$

For each $\ell \in \mathbb{N}$, define $g_\ell(z) := \ell(z - \hat{z})$. Because of the above, we have $\lim_{\ell \rightarrow \infty} (g_\ell)_\# V = \beta|T|$. Since $V_\ell \rightarrow V$, we may choose a further subsequence (denoted by the same index) such that $\lim_{\ell \rightarrow \infty} (g_\ell)_\# V_\ell = \beta|T|$. Since $V_\ell = (F_\ell)_\# \partial\mathcal{E}_{j_\ell}$ and

$$(g_\ell \circ F_\ell)(z) = \frac{z - z^{(\ell)} - r_\ell \hat{z}}{(r_\ell/\ell)},$$

we have $(g_\ell)_\# V_\ell = (g_\ell \circ F_\ell)_\# \partial \mathcal{E}_{j_\ell}$. We set

$$\tilde{r}_\ell := r_\ell / \ell, \quad \tilde{z}^{(\ell)} := z^{(\ell)} + r_\ell \hat{z} \quad \text{and} \quad \tilde{F}_\ell(z) := (g_\ell \circ F_\ell)(z) = \frac{z - \tilde{z}^{(\ell)}}{\tilde{r}_\ell}. \quad (4.22)$$

In the following, we assume that $\tilde{z}^{(\ell)} = 0$ for simplicity. The general case can be handled with suitable parallel translations and no difficulties arise. Writing

$$\tilde{V}_\ell := (g_\ell)_\# V_\ell = (\tilde{F}_\ell)_\# \partial \mathcal{E}_{j_\ell}, \quad (4.23)$$

and by the above discussion and notation, we have

$$\lim_{\ell \rightarrow \infty} \tilde{V}_\ell = \beta |T|. \quad (4.24)$$

By choosing a further subsequence if necessary, we have (4.3) (and (4.2) since $\tilde{r}_\ell < r_\ell$) with r_ℓ replaced by \tilde{r}_ℓ , i.e.,

$$\lim_{\ell \rightarrow \infty} \tilde{r}_\ell (j_\ell)^2 = 0 \quad \text{and} \quad \lim_{\ell \rightarrow \infty} \tilde{r}_\ell (j_\ell)^3 = \infty. \quad (4.25)$$

Suppose that ν is the smallest positive integer strictly greater than β , namely,

$$\nu \in \mathbb{N} \quad \text{and} \quad \nu \in (\beta, \beta + 1]. \quad (4.26)$$

We use [15, Lemma 8.1]. In the assumption of [15, Lemma 8.1], we fix $\alpha = 1/2$, and choose $\zeta \in (0, 1)$ so that

$$\nu - \zeta > \beta. \quad (4.27)$$

This choice is possible due to (4.26). Let $\gamma \in (0, 1)$ and $j_0 \in \mathbb{N}$ be constants given as the result of [15, Lemma 8.1], which have the following properties. We write

$$E^*(r) := \{z \in \mathbb{R}^{n+1} : |T(z)| \leq r, \text{dist}(T^\perp(z), Y) \leq (1 + R^{-1}r)\rho\} \quad (4.28)$$

for $r, R, \rho \in (0, \infty)$, $Y \subset \mathbb{R}^{n+1}$ and assume

- (1) $\mathcal{E} = \{E_i\}_{i=1}^N \in \mathcal{OP}_\Omega^N$, $j \in \mathbb{N}$ with $j \geq j_0$, $R \in (0, \frac{1}{2}j^{-2})$, $\rho \in (0, \frac{1}{2}j^{-2})$,
- (2) $\rho \geq \alpha R$,
- (3) $Y \subset T^\perp$ satisfies $\mathcal{H}^0(Y) \leq \nu$ with $\text{diam } Y < j^{-2}$ and $\theta^n(\|\partial \mathcal{E}\|, z') = 1$ for all $z' \in Y$,
- (4) $\int_{\mathbf{G}_n(E^*(r))} \|S - T\| d(\partial \mathcal{E})(z, S) \leq \gamma \|\partial \mathcal{E}\|(E^*(r))$ for all $r \in (0, R)$,
- (5) $\Delta_j \|\partial \mathcal{E}\|(E^*(r)) \geq -\gamma \|\partial \mathcal{E}\|(E^*(r))$ for all $r \in (0, R)$.

The conclusion under these assumptions (1)-(5) is that

$$\|\partial \mathcal{E}\|(E^*(R)) \geq (\mathcal{H}^0(Y) - \zeta) \omega_n R^n. \quad (4.29)$$

We will apply this result for $\partial \mathcal{E}_{j_\ell}$ with $j = j_\ell \geq j_0$, $R = \tilde{r}_\ell$ and $\rho = 2\tilde{r}_\ell$. Note that $R, \rho \in (0, \frac{1}{2}j_\ell^{-2})$ is satisfied due to (4.25). We consider a cylinder

$$C_\ell := \{z \in \mathbb{R}^{n+1} : |T(z)| \leq \tilde{r}_\ell, |T^\perp(z)| \leq \tilde{r}_\ell\}$$

for $\ell \in \mathbb{N}$ and consider the behavior of $\partial \mathcal{E}_{j_\ell}$ in C_ℓ . Note that

$$\tilde{F}_\ell(C_\ell) = \{z \in \mathbb{R}^{n+1} : |T(z)| \leq 1, |T^\perp(z)| \leq 1\}.$$

Let

$$G_\ell := \{z \in \partial\mathcal{E}_{j_\ell} \cap C_\ell : \theta^n(\|\partial\mathcal{E}_{j_\ell}\|, z) = 1\}$$

and note that $\|\partial\mathcal{E}_{j_\ell}\|(C_\ell \setminus G_\ell) = 0$ due to the rectifiability of $\partial\mathcal{E}_{j_\ell}$. We then set

$$G_\ell^* := \{z \in T : \mathcal{H}^0(T^{-1}(z) \cap G_\ell) \geq \nu\}.$$

We next prove that for all $z \in G_\ell^*$, there exist a set $Y \subset T^{-1}(z) \cap G_\ell$ with $\mathcal{H}^0(Y) = \nu$ and $r_z \in (0, \tilde{r}_\ell)$ such that, writing $E^*(z, r) := E^*(r) + z$ where $E^*(r)$ is defined with respect to Y and T , either

$$\int_{\mathbf{G}_n(E^*(z, r_z))} \|S - T\| d(\partial\mathcal{E}_{j_\ell}) > \gamma \|\partial\mathcal{E}_{j_\ell}\|(E^*(z, r_z)) \quad (4.30)$$

or

$$\Delta_{j_\ell} \|\partial\mathcal{E}_{j_\ell}\|(E^*(z, r_z)) < -\gamma \|\partial\mathcal{E}_{j_\ell}\|(E^*(z, r_z)). \quad (4.31)$$

In fact, let $Y \subset T^{-1}(z) \cap G_\ell$ be any subset with $\mathcal{H}^0(Y) = \nu$. By the definition of G_ℓ^* , there exists such a Y . If there were no $r_z \in (0, \tilde{r}_\ell)$ with both (4.30) and (4.31), then we have all the assumptions (1)-(5) satisfied and (4.29) shows

$$\|\partial\mathcal{E}_{j_\ell}\|(E^*(z, \tilde{r}_\ell)) \geq (\nu - \zeta) \omega_n \tilde{r}_\ell^n. \quad (4.32)$$

On the other hand, $E^*(z, \tilde{r}_\ell) = \{z' \in \mathbb{R}^{n+1} : |T(z' - z)| \leq \tilde{r}_\ell, \text{dist}(T^\perp(z'), Y) \leq 4\tilde{r}_\ell\}$, and since Y is not empty and $Y \subset C_\ell$, we have

$$E^*(z, \tilde{r}_\ell) \subset \{z' \in \mathbb{R}^{n+1} : |T(z' - z)| \leq \tilde{r}_\ell, |T^\perp(z')| \leq 5\tilde{r}_\ell\} =: \hat{E}(z, \tilde{r}_\ell). \quad (4.33)$$

Since $\|(\tilde{F}_\ell)_\# \partial\mathcal{E}_{j_\ell}\| \rightarrow \|\beta|T|\| = \beta \mathcal{H}^n \llcorner_T$, we have

$$\limsup_{\ell \rightarrow \infty} \tilde{r}_\ell^{-n} \|\partial\mathcal{E}_{j_\ell}\|(\hat{E}(z, \tilde{r}_\ell)) = \beta \omega_n. \quad (4.34)$$

This shows with (4.32) and (4.33) that $\nu - \zeta \leq \beta$, which is a contradiction to (4.27). The convergence (4.34) may be made uniform in z . Thus for all sufficiently large ℓ and for all $z \in G_\ell^*$ and Y as above, we proved that either (4.30) or (4.31) hold for some $r_z \in (0, \tilde{r}_\ell)$. Now we use the Besicovitch covering theorem to the family of n -dimensional closed balls $\{B_{r_z}^n(z) : z \in G_\ell^*\}$ in T . Then we have a subfamilies $\mathcal{C}_1, \dots, \mathcal{C}_{\mathbf{B}(n)}$ each of which consists of a family of disjoint balls and that

$$G_\ell^* \subset \cup_{i=1}^{\mathbf{B}(n)} \cup_{B_{r_z}^n(z) \in \mathcal{C}_i} B_{r_z}^n(z).$$

Because of the definitions of $E^*(z, r)$ and $E^*(r)$, we have for any $z \in G_\ell^*$

$$T^{-1}(B_{r_z}^n(z)) \cap C_\ell \subset E^*(z, r_z) \subset T^{-1}(B_{r_z}^n(z)) \cap \{z' \in \mathbb{R}^{n+1} : |T^\perp(z')| \leq 5\tilde{r}_\ell\}.$$

Thus, we have

$$\begin{aligned}
& \|\partial\mathcal{E}_{j_\ell}\|(T^{-1}(G_\ell^*) \cap C_\ell) \\
& \leq \|\partial\mathcal{E}_{j_\ell}\|(\cup_{i=1}^{\mathbf{B}(n)} \cup_{B_{r_z}^n(z) \in \mathcal{C}_i} T^{-1}(B_{r_z}^n(z)) \cap C_\ell) \\
& \leq \sum_{i=1}^{\mathbf{B}(n)} \sum_{B_{r_z}^n(z) \in \mathcal{C}_i} \|\partial\mathcal{E}_{j_\ell}\|(E^*(z, r_z)) \\
& \leq \sum_{i=1}^{\mathbf{B}(n)} \sum_{B_{r_z}^n(z) \in \mathcal{C}_i} \gamma^{-1} \left(\int_{\mathbf{G}_n(E^*(z, r_z))} \|S - T\| d(\partial\mathcal{E}_{j_\ell}) - \Delta_{j_\ell} \|\partial\mathcal{E}_{j_\ell}\|(E^*(z, r_z)) \right) \\
& \leq \mathbf{B}(n) \gamma^{-1} \left(\int_{\mathbf{G}_n(\hat{C}_\ell)} \|S - T\| d(\partial\mathcal{E}_{j_\ell}) - \Delta_{j_\ell} \|\partial\mathcal{E}_{j_\ell}\|(\hat{C}_\ell) \right),
\end{aligned} \tag{4.35}$$

where $\hat{C}_\ell := \{z \in \mathbb{R}^{n+1} : |T(z)| \leq 2\tilde{r}_\ell, |T^\perp(z)| \leq 5\tilde{r}_\ell\}$. Since $(\tilde{F}_\ell)_\# \partial\mathcal{E}_{j_\ell}$ converges to $\beta|T|$ as varifolds, we have

$$\lim_{\ell \rightarrow \infty} \tilde{r}_\ell^{-n} \int_{\mathbf{G}_n(\hat{C}_\ell)} \|S - T\| d(\partial\mathcal{E}_{j_\ell})(z, S) = 0$$

and we conclude that

$$\lim_{\ell \rightarrow \infty} \tilde{r}_\ell^{-n} \|\partial\mathcal{E}_{j_\ell}\|(T^{-1}(G_\ell^*) \cap C_\ell) = 0. \tag{4.36}$$

We have

$$\|T_\# \partial\mathcal{E}_{j_\ell}\|(C_\ell) = \int_{T \cap C_\ell} \mathcal{H}^0(T^{-1}(z) \cap G_\ell) d\mathcal{H}^n(z).$$

Since $\mathcal{H}^0(T^{-1}(z) \cap G_\ell) \leq \nu - 1$ on $T \setminus G_\ell^*$, and because of (4.36), we obtain

$$\begin{aligned}
\lim_{\ell \rightarrow \infty} \tilde{r}_\ell^{-n} \|T_\# \partial\mathcal{E}_{j_\ell}\|(C_\ell) & \leq \limsup_{\ell \rightarrow \infty} \tilde{r}_\ell^{-n} \int_{C_\ell \cap T \setminus G_\ell^*} \mathcal{H}^0(T^{-1}(z) \cap G_\ell) d\mathcal{H}^n(z) \\
& \leq (\nu - 1) \lim_{\ell \rightarrow \infty} \tilde{r}_\ell^{-n} \mathcal{H}^n(T \cap C_\ell) = (\nu - 1) \omega_n.
\end{aligned} \tag{4.37}$$

On the other hand, we have

$$\lim_{\ell \rightarrow \infty} \tilde{r}_\ell^{-n} \|T_\# \partial\mathcal{E}_{j_\ell}\|(C_\ell) = \lim_{\ell \rightarrow \infty} \|T_\# \tilde{V}_\ell\|(\tilde{F}_\ell(C_\ell)) = \beta \|T\|(B_1^n) = \beta \omega_n.$$

This proves that $\beta \leq \nu - 1$. By (4.26), we have $\beta = \nu - 1$ and $\beta \in \mathbb{N}$. \square

We next show

Lemma 4.7. The limit varifold V is a unit density varifold, that is, $\theta^n(\|V\|, z) = 1$ for $\|V\|$ a.e. z . Moreover, any tangent cone and any blow-down limit of V are also unit density varifolds.

Proof. Suppose the contrary. Then there exists $z \in \mathbb{R}^{n+1}$ such that the blowup of V at z converges to $\nu|T|$ for some $\nu \in \mathbb{N}$ with $\nu \geq 2$ and $T \in \mathbf{G}(n+1, n)$. As we saw in the proof of Lemma 4.6, let \tilde{F}_ℓ be chosen so that $(\tilde{F}_\ell)_\# \partial\mathcal{E}_{j_\ell} \rightarrow \nu|T|$. Without loss of generality, we may assume that $T = \mathbb{R}^n \times \{0\} \subset \mathbb{R}^{n+1}$. In the following, we define a Lipschitz map which reduces the measure in the cylinder of radius 1. Namely, in such a cylinder, we have a measure of $(\tilde{F}_\ell)_\# \partial\mathcal{E}_{j_\ell}$ close to that

of ν parallel discs and we will reduce it to that of one disc. Let $\delta > 0$ be a small number to be chosen. Write $z = (z_1, \dots, z_n, z_{n+1}) = (\hat{z}, z_{n+1})$. In the cylinder $|\hat{z}| \leq 1$, define

$$g(\hat{z}, z_{n+1}) = \begin{cases} (\hat{z}, z_{n+1}) & \text{if } |z_{n+1}| \geq \delta, \\ (\hat{z}, 0) & \text{if } |z_{n+1}| \leq \frac{\delta}{2}, \\ (\hat{z}, 2z_{n+1} - \delta) & \text{if } \frac{\delta}{2} \leq z_{n+1} \leq \delta, \\ (\hat{z}, 2z_{n+1} + \delta) & \text{if } -\delta \leq z_{n+1} \leq -\frac{\delta}{2}, \end{cases} \quad (4.38)$$

and in the annular region $1 \leq |\hat{z}| \leq 1 + \delta$, define

$$g(\hat{z}, z_{n+1}) = \begin{cases} (\hat{z}, z_{n+1}) & \text{if } |z_{n+1}| \geq \delta \text{ or } |z_{n+1}| \leq |\hat{z}| - 1, \\ (\hat{z}, |\hat{z}| - 1) & \text{if } |\hat{z}| - 1 \leq z_{n+1} \leq \frac{|\hat{z}| - 1}{2} + \frac{\delta}{2}, \\ (\hat{z}, 2z_{n+1} - \delta) & \text{if } \frac{|\hat{z}| - 1}{2} + \frac{\delta}{2} \leq z_{n+1} \leq \delta, \\ (\hat{z}, 1 - |\hat{z}|) & \text{if } \frac{1 - |\hat{z}|}{2} - \frac{\delta}{2} \leq z_{n+1} \leq 1 - |\hat{z}|, \\ (\hat{z}, 2z_{n+1} + \delta) & \text{if } -\delta \leq z_{n+1} \leq \frac{1 - |\hat{z}|}{2} - \frac{\delta}{2}. \end{cases} \quad (4.39)$$

For z with $|\hat{z}| > 1 + \delta$, define $g(z) = z$. The map g is defined so that it crushes the region

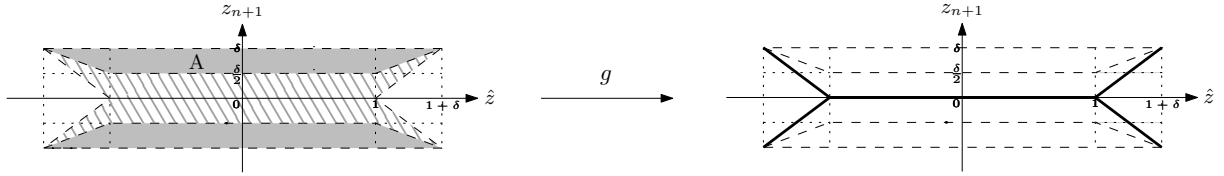


FIGURE 2.

$\{z : |\hat{z}| \leq 1, |z_{n+1}| \leq \frac{\delta}{2}\}$ to the disc $B_1^n \subset T$ and stretches the top and the bottom. In the annular region, a small triangular region is also crushed to an n -dimensional set (Figure 2). Since g is a retraction, one can check that it is an admissible map for any open partition. Now consider $\partial(g \circ \tilde{F}_\ell)_\star \mathcal{E}_{j_\ell}$ for all large ℓ and compare its measure to $(\tilde{F}_\ell)_\# \partial \mathcal{E}_{j_\ell}$. Since $(\tilde{F}_\ell)_\# \partial \mathcal{E}_{j_\ell}$ converges to $\nu|T|$, we have

$$\|(\tilde{F}_\ell)_\# \partial \mathcal{E}_{j_\ell}\|(\{z : |\hat{z}| \leq 1 + \delta, 1 \geq |z_{n+1}| \geq \delta/2\}) \rightarrow 0 \quad (4.40)$$

as $\ell \rightarrow \infty$. Let $A \subset \mathbb{R}^{n+1}$ be open set defined by

$$A = \{|\hat{z}| \leq 1, \frac{\delta}{2} < |z_{n+1}| < \delta\} \cup \{1 \leq |\hat{z}| < 1 + \delta, \frac{|\hat{z}| - 1}{2} + \frac{\delta}{2} < |z_{n+1}| < \delta\}.$$

The map g stretches the set A by twice, and g maps A bijectively to its image $g(A)$. Thus, using (4.40), we obtain

$$\|\partial(g \circ \tilde{F}_\ell)_\star \mathcal{E}_{j_\ell}\|(g(A)) = \|(g \circ \tilde{F}_\ell)_\# \partial \mathcal{E}_{j_\ell}\|(g(A)) \leq 2^n \|(\tilde{F}_\ell)_\# \partial \mathcal{E}_{j_\ell}\|(A) \rightarrow 0 \quad (4.41)$$

as $\ell \rightarrow \infty$. Because of the property of g , in the region $\{|\hat{z}| < 1 + \delta, |z_{n+1}| < \delta\} \setminus g(A)$, we have

$$\partial(g \circ \tilde{F}_\ell)_\star \mathcal{E}_{j_\ell} \subset \partial(g(A)) \cup ((\tilde{F}_\ell)_\# \partial \mathcal{E}_{j_\ell} \setminus \overline{g(A)}). \quad (4.42)$$

Note that $\mathcal{H}^n(\partial(g(A)) \cap \{|\hat{z}| < 1 + \delta, |z_{n+1}| < \delta\}) \leq \omega_n + c(n)\delta$. Combining (4.41) and (4.42), we have

$$\limsup_{\ell \rightarrow \infty} \|\partial(g \circ \tilde{F}_\ell)_\star \mathcal{E}_{j_\ell}\|(\overline{g(A)}) \leq \omega_n + c(n)\delta. \quad (4.43)$$

Since $\|(\tilde{F}_\ell)_\# \partial \mathcal{E}_{j_\ell}\|(\{|\hat{z}| < 1 + \delta, |z_{n+1}| < \delta\}) \rightarrow (1 + \delta)^n \omega_n \nu$ with $\nu \geq 2$ as $\ell \rightarrow \infty$, for suitably small δ depending only on n , we see that g reduces the measure by definite amount for all large ℓ . By the similar argument as in the previous proofs, we may obtain a contradiction to the almost measure-minimizing property. The argument up to this point is also valid for any limit varifold obtained from V under dilations centered at any point. Since V is stationary, the tangent cone is integral stationary varifold and we can prove that it has unit density for almost everywhere. By (4.6), we have $\|V\|(B_R) \leq \mathcal{H}^n(\partial B_1) R^n$ for all $R > 0$, so that the blow-down limit centered at arbitrary point exists and is integral stationary varifold which is also a cone (the latter can be proved by the same argument for the proof of tangent cone being a cone). Thus any tangent cone or blow-down limit of V has the same density property. \square

Next we see that V is “two-sided” in the following sense. Here recall the definition of E_1, \dots, E_N as in (4.13). The stationarity of V shows that $\|V\| = \|V\|_{\mathbf{L}_{\text{spt}} \|V\|}$ (see [20, 17.9(1)]). By (4.15), each χ_{E_k} is constant on each connected component of $\mathbb{R}^{n+1} \setminus \text{spt } \|V\|$. By (4.14), there is only one k such that $\chi_{E_k} = 1$ there. Thus, we may regard each E_k to be open and $\cup_{k=1}^N E_k = \mathbb{R}^{n+1} \setminus \text{spt } \|V\|$.

Lemma 4.8. For any point z with $\theta^n(\|V\|, z) = 1$, there are two different indices $k_1, k_2 \in \{1, \dots, N\}$ and some $r > 0$ such that $\mathcal{L}^{n+1}(U_r(z) \cap E_{k_i}) > 0$ for $i = 1, 2$ and $U_r(z) \setminus \text{spt } \|V\| = U_r(z) \cup (E_{k_1} \cup E_{k_2})$.

Proof. Since V is stationary and integral, by the Allard regularity theorem [1], $\text{spt } \|V\|$ is a real-analytic minimal hypersurface in some neighborhood of such z . Thus for sufficiently small neighborhood, $U_r(z) \setminus \text{spt } \|V\|$ consists of two connected non-empty open sets. To prove the claim, we only need to prove that this set is $(E_{k_1} \cup E_{k_2}) \cap U_r(z)$ with $k_1 \neq k_2$. For a contradiction, assume $k_1 = k_2$ and we may assume $k_1 = k_2 = 1$ without loss of generality. We proceed just as in the proof of Lemma 4.7. Since $\chi_{F_\ell(E_{j_\ell, 1})} \rightarrow \chi_{E_1} = 1$ in $L^1(U_r(z))$ as $\ell \rightarrow \infty$, we may choose $\{\tilde{F}_\ell\}$ so that $(\tilde{F}_\ell)_\# \partial \mathcal{E}_{j_\ell} \rightarrow |T|$ (note that the multiplicity is 1) and additionally so that

$$\chi_{\tilde{F}_\ell(E_{j_\ell, 1})} \rightarrow 1 \text{ in } L^1_{\text{loc}}(\mathbb{R}^{n+1}). \quad (4.44)$$

We use the same Lipschitz map g as in Lemma 4.7 to reduce the measure as follows. Because of (4.44) and Fubini theorem, for a.e. $\delta > 0$ (as in the proof of Lemma 4.7), we have

$$\lim_{\ell \rightarrow \infty} \mathcal{H}^n(\{z : |\hat{z}| \leq 1, |z_{n+1}| = \delta/2\} \setminus \tilde{F}_\ell(E_{j_\ell, 1})) = 0. \quad (4.45)$$

With such δ , let g be defined as in (4.38) and (4.39). Consider $(g \circ \tilde{F}_\ell)_\# \mathcal{E}_{j_\ell} =: \{\tilde{E}_{j_\ell, k}\}_{k=1}^N$. Recall that $\tilde{E}_{j_\ell, k}$ is the set of interior points of $(g \circ \tilde{F}_\ell)(E_{j_\ell, k})$ for each $k = 1, \dots, N$. We pay special attention to $\tilde{E}_{j_\ell, 1}$. Suppose that $(\hat{z}, \delta/2) \in \tilde{F}_\ell(E_{j_\ell, 1})$ and $(\hat{z}, -\delta/2) \in \tilde{F}_\ell(E_{j_\ell, 1})$ for \hat{z} with $|\hat{z}| < 1$. Since $\tilde{F}_\ell(E_{j_\ell, 1})$ is open, there are some neighborhoods of $(\hat{z}, \pm\delta/2)$ which also belong to $\tilde{F}_\ell(E_{j_\ell, 1})$. The map g sends both $(\hat{z}, \pm\delta/2)$ to the same point $(\hat{z}, 0)$ and there will be some neighborhood of $(\hat{z}, 0)$ which is included in $(g \circ \tilde{F}_\ell)(E_{j_\ell, 1})$. Thus it is an interior point of $(g \circ \tilde{F}_\ell)(E_{j_\ell, 1})$ and $(\hat{z}, 0) \in \tilde{E}_{j_\ell, 1}$.

Because of (4.45) and the preceding discussion, $\tilde{E}_{j_\ell,1}$ has the property that

$$\lim_{\ell \rightarrow \infty} \mathcal{H}^n(\{(\hat{z}, 0) : |\hat{z}| \leq 1\} \setminus \tilde{E}_{j_\ell,1}) = 0. \quad (4.46)$$

Since $\partial(g \circ \tilde{F}_\ell)_\star \mathcal{E}_{j_\ell} \cap \{(\hat{z}, 0) : |\hat{z}| \leq 1\} \subset \{(\hat{z}, 0) \notin \tilde{E}_{j_\ell,1} : |\hat{z}| \leq 1\}$, in the estimate of (4.43), we may obtain

$$\limsup_{\ell \rightarrow \infty} \|\partial(g \circ \tilde{F}_\ell)_\star \mathcal{E}_{j_\ell}\|(\overline{g(A)}) \leq c(n)\delta \quad (4.47)$$

instead, without ω_n on the right-hand side. Since $\|(\tilde{F}_\ell)_\# \partial \mathcal{E}_{j_\ell}\|(\{|\hat{z}| < 1+\delta, |z_{n+1}| < \delta\}) \rightarrow (1+\delta)^n \omega_n$ as $\ell \rightarrow \infty$, we again see that g reduces the measure by definite amount and we may argue similarly to obtain a contradiction. Thus we proved $k_1 \neq k_2$, ending the proof. \square

Lemma 4.9. Suppose that V has a tangent cone or blow-down limit which is given as an orthogonal rotation of $|S \times \mathbb{R}^{n-1}| \in \mathbf{IV}_n(\mathbb{R}^{n+1})$, where $S \subset \mathbb{R}^2$ is a finite union of half-lines emanating from the origin. Then, (i) S consists of three half-lines with equal 120 degree angles or, (ii) S is a line through the origin.

Proof. Consider the case $n = 1$. We need to exclude the possibility that S consists of more than three half-lines. For a contradiction, assume the contrary. If there are four or more half-lines, then there would be at least one pair of half-lines intersecting with an angle $\leq 90^\circ$. Since one can reduce the length of such pair of half-lines by a Lipschitz map, we may follow the similar procedure as

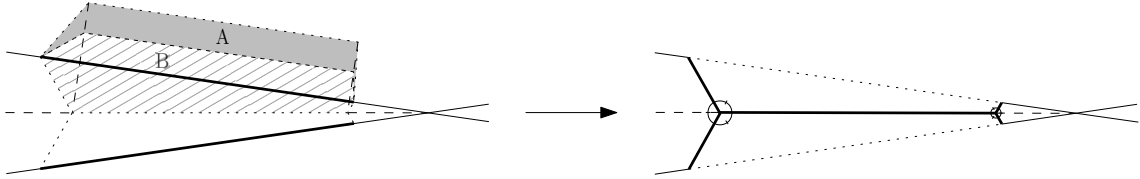


FIGURE 3.

in Lemma 4.7. Thus let $\{\tilde{F}_\ell\}$ be chosen so that $(\tilde{F}_\ell)_\# \partial \mathcal{E}_{j_\ell} \rightarrow |S|$ as $\ell \rightarrow \infty$. For the Lipschitz map, we simply give the schematic picture in Figure 3 which describes the map on the upper half part of the bisected region between the two half-lines. On the lower half, the map is symmetrically defined. Let A and B be closed sets indicated in Figure 3. The Lipschitz map g is defined so that the region A is piece-wise smoothly expanded to cover the union of A and B bijectively while the region B is crushed to the solid line segments in the figure on the right-hand side. Except for the neighborhood of endpoints, the region A is away from S so that $\lim_{\ell \rightarrow \infty} \|(\tilde{F}_\ell)_\# \partial \mathcal{E}_{j_\ell}\|(A) = 0$. Consider $\partial(g \circ \tilde{F}_\ell)_\star \mathcal{E}_{j_\ell}$ inside $\text{int}(A \cup B)$. Between $\text{int } A$ and $\text{int}(A \cup B)$, g is bijective and

$$\|\partial(g \circ \tilde{F}_\ell)_\star \mathcal{E}_{j_\ell}\|(\text{int}(A \cup B)) \leq c(\text{Lip } g) \|(\tilde{F}_\ell)_\# \partial \mathcal{E}_{j_\ell}\|(A) \rightarrow 0 \quad (4.48)$$

as $\ell \rightarrow \infty$. Thus most of the measure of $\|\partial(g \circ \tilde{F}_\ell)_\star \mathcal{E}_{j_\ell}\|$ in $A \cup B$ lies on $B \setminus (A \cup \text{int } B)$. Now let C be the union of $A \cup B$ and its reflection with respect to the bisecting line, and let g be defined symmetrically on $C \setminus (A \cup B)$. We have the most of the measure of $\|\partial(g \circ \tilde{F}_\ell)_\star \mathcal{E}_{j_\ell}\|$ in C on

the solid line segments, and the \mathcal{H}^1 measure is strictly less than $\mathcal{H}^1(S \cap C)$. Thus for all large ℓ , $\|\partial(g \circ \tilde{F}_\ell)_\star \mathcal{E}_{j_\ell}\|(C)$ is strictly smaller than $\|(\tilde{F}_\ell)_\# \partial \mathcal{E}_{j_\ell}\|(C)$, which would lead to a contradiction to the almost measure-minimizing property just as in Lemma 4.7. For $n > 1$, the picture is similar. If S has more than three half-lines, again we have a pair of two half-hyperplanes intersecting with an angle $\leq 90^\circ$. Then one can construct a Lipschitz map g which is the same on $\mathbb{R}^2 \times \{0\}$ as g for $n = 1$ and which is homogeneously extended in the \mathbb{R}^{n-1} direction on $\{(z', \hat{z}) \in \mathbb{R}^2 \times \mathbb{R}^{n-1} : |\hat{z}| \leq R\}$ for a large R . On $\{(z', \hat{z}) \in \mathbb{R}^2 \times \mathbb{R}^{n-1} : R \leq |\hat{z}| \leq R+1\}$, as $|\hat{z}|$ changes from R to $R+1$, one can change g on $\mathbb{R}^2 \times \{\hat{z}\}$ piece-wise smoothly to the identity map. Then, using the same idea, the reduction of measure in $\{(z', \hat{z}) : |\hat{z}| \leq R\}$ due to the map g is proportional to R^{n-1} for all large ℓ . The possible increase of mass in $\{(z', \hat{z}) : R \leq |\hat{z}| \leq R+1\}$ can be estimated by a constant multiple of R^{n-2} and we again see a definite amount of reduction for sufficiently large R , from which we may derive a contradiction as in Lemma 4.7. \square

Finally we give a proof of Theorem 4.1.

Proof. The claim that the limit V is measure-minimizing is proved in Lemma 4.3, and the claim of unit density is proved in Lemma 4.7. We prove (1)-(4) next. For $n = 1$, since V is a 1-dimensional stationary integral varifold, [2] shows that $\text{spt } \|V\|$ consists of locally finite line segments with discrete junctions. At these junctions, Lemma 4.9 shows that they have to be triple junctions. We claim that there can be only one triple junction at most. If there is no triple junction, then it is a line, so assume that we have at least one junction. To see that there cannot be more than one junction, we may consider a blow-down limit centered at one of the junctions. We shift the junction to the origin. By the monotonicity formula, we know that such limit \tilde{V} is a cone, and again by Lemma 4.9, the limit is also a triple junction (it cannot be a line). This implies that there exists a sequence $r_i \rightarrow \infty$ such that $\lim_{i \rightarrow \infty} \|V\|(B_{r_i})/(2r_i) = 3/2$. Since the origin is a triple junction, we have $\|V\|(B_r)/(2r) = 3/2$ for sufficiently small r . But then we have $\|V\|(B_r)/(2r) = 3/2$ for all $r > 0$ by the monotonicity formula and V itself has to be a cone. Thus V can have at most one triple junction. This proves (1). The claim (2) follows from Federer's dimension reducing argument [7], Lemma 4.9, and by the well-known free-boundary regularity theorem (see for example [21] and the references therein). More precisely, at the top $(n-1)$ -dimensional stratum $\text{sing}_1 V$ of singularities, the tangent cone has to be some orthogonal rotation of $|S \times \mathbb{R}^{n-1}|$, and Lemma 4.9 specifies that S has to be a triple junction. Then by [21], $\text{sing}_1 V$ has the desired regularity. Federer's dimension reducing argument shows that the next dimensional stratum $\text{sing}_2 V$ has Hausdorff dimension $\leq n-2$. For the case of $N = 2$, by Lemma 4.8, note that there cannot be triple junctions for all dimensions. Thus, for $n = 1$, $\text{spt } \|V\|$ is a line, and for $n \geq 2$, $\text{sing}_1 V$ is empty. Since the tangent cone of V is stable, again by the dimension reducing argument, the Hausdorff dimension of $\text{sing}_2 V$ is $\leq n-7$. For $2 \leq n \leq 6$, since the blow-down limit of V is a stable minimal cone with unit density, it is a

multiplicity 1 hyperplane. But then, the monotonicity formula shows that $\text{spt } \|V\|$ itself needs to be the hyperplane. This proves (3) and (4). \square

5. BEHAVIOR AT LARGER SCALES

In this section, we specialize in the case of $n = 1$. The idea of the line of proof is the following. We know asymptotically how $\partial\mathcal{E}_{j_\ell}$ looks like within the length scale of $O(r_\ell)$ due to Theorem 4.1. Namely, they are very close to either a line segment or a triple junction with three half-lines. We would like to patch this local picture together globally. To do so, we take advantage of the L^2 bound of smoothed curvature (3.29) which is a good enough quantity to control the variation of tangent lines of curves. Smoothing parameter ε_{j_ℓ} is much smaller than r_ℓ so that (3.29) serves like a real L^2 curvature bound for $\partial\mathcal{E}_{j_\ell}$. In the following, we first single out a “good portion” of $\partial\mathcal{E}_{j_\ell}$ denoted by Z_ℓ . We show that Z_ℓ looks more or less like a network of $C^{1,1/2}$ curves.

Definition 5.1. Let $\{r_\ell\}_{\ell=1}^\infty$ be a sequence satisfying (4.2) and (4.3). For each $\ell \in \mathbb{N}$, define

$$Z_\ell := \{z \in \partial\mathcal{E}_{j_\ell} : \inf_{r \in (0, r_\ell)} \mathcal{H}^1(\partial\mathcal{E}_{j_\ell} \cap B_r(z))/2r \geq 1\}, \quad Z_\ell^c := \partial\mathcal{E}_{j_\ell} \setminus Z_\ell. \quad (5.1)$$

Lemma 5.2. The set Z_ℓ is closed and for any $R > 0$ we have

$$r_\ell^2 \mathcal{H}^1(Z_\ell^c \cap B_R) \leq -\frac{c_4 R^2}{\min_{B_{R+1}} \Omega} \Delta_{j_\ell} \|\partial\mathcal{E}_{j_\ell}\|(\Omega), \quad (5.2)$$

where $c_4 > 0$ is an absolute constant.

Remark 5.3. Once we have (5.2), combined with (4.1) and $r_\ell = 1/(j_\ell)^{2.5}$, we have

$$\mathcal{H}^1(Z_\ell^c \cap B_R) < \frac{c_4 R^2}{\min_{B_{R+1}} \Omega} c_2 j_\ell^{-138} r_\ell^{-2} = \frac{R^2 c_4 c_2}{\min_{B_{R+1}} \Omega} j_\ell^{-133}, \quad (5.3)$$

which is negligibly small even if we rescale Z_ℓ by $1/r_\ell$. Also the limits of $\partial\mathcal{E}_{j_\ell}$ and Z_ℓ as measures are equal.

Proof. If $z \in Z_\ell^c$, there exists some $r \in (0, r_\ell)$ such that $\mathcal{H}^1(\partial\mathcal{E}_{j_\ell} \cap B_r(z)) < 2r$. Then, there exists some $\epsilon > 0$ such that $\mathcal{H}^1(\partial\mathcal{E}_{j_\ell} \cap B_r(\tilde{z})) < 2r$ for all $\tilde{z} \in U_\epsilon(z)$ and thus $Z_\ell \cap U_\epsilon(z) = \emptyset$. This shows that Z_ℓ^c is relatively open in $\partial\mathcal{E}_{j_\ell}$ and since $\partial\mathcal{E}_{j_\ell}$ itself is closed, Z_ℓ is closed in \mathbb{R}^2 . Let B_R be covered by a union of balls of radius r_ℓ so that the number of balls is bounded by $16R^2(r_\ell)^{-2}$, which can be done easily. Let $B_{r_\ell}(\tilde{z})$ be any of such balls. If we prove that

$$\mathcal{H}^1(Z_\ell^c \cap B_{r_\ell}(\tilde{z})) \leq -\frac{c}{\min_{B_{R+1}} \Omega} \Delta_{j_\ell} \|\partial\mathcal{E}_{j_\ell}\|(\Omega) \quad (5.4)$$

for an absolute constant c , we will be done. For simplicity, rewrite $Z_\ell^c \cap B_{r_\ell}(\tilde{z})$ as Z_ℓ^c and we prove (5.4) for this Z_ℓ^c . For each point $z \in Z_\ell^c$, by (5.1), there exists $r \in (0, r_\ell)$ such that $\mathcal{H}^1(\partial\mathcal{E}_{j_\ell} \cap B_r(z)) < 2r$. Then, since

$$\int_0^r \mathcal{H}^0(\partial\mathcal{E}_{j_\ell} \cap \partial B_s(z)) ds \leq \mathcal{H}^1(\partial\mathcal{E}_{j_\ell} \cap B_r(z)) < 2r,$$

we must have some $s_z \in (0, r)$ such that $\mathcal{H}^0(\partial\mathcal{E}_{j_\ell} \cap \partial B_{s_z}(z)) = 1$ or $= 0$. Consider a covering of Z_ℓ^c by $\{B_{s_z}(z)\}_{z \in Z_\ell^c}$. By the Besicovitch covering theorem, there exists a subfamily which consists of mutually disjoint balls (and at most countable) $\{B_{s_{z_k}}(z_k)\}_k$ such that

$$\mathcal{H}^1(Z_\ell^c) \leq \mathbf{B}_2 \sum_k \mathcal{H}^1(Z_\ell^c \cap B_{s_{z_k}}(z_k)), \quad (5.5)$$

where \mathbf{B}_2 is the constant appearing in the Besicovitch covering theorem. Let $k_0 \in \mathbb{N}$ be chosen so that

$$\sum_k \mathcal{H}^1(Z_\ell^c \cap B_{s_{z_k}}(z_k)) \leq 2 \sum_{k=1}^{k_0} \mathcal{H}^1(Z_\ell^c \cap B_{s_{z_k}}(z_k)). \quad (5.6)$$

Since $Z_\ell^c \subset \partial\mathcal{E}_{j_\ell}$, (5.5) and (5.6) show

$$\mathcal{H}^1(Z_\ell^c) \leq 2\mathbf{B}_2 \|\partial\mathcal{E}_{j_\ell}\|(\cup_{k=1}^{k_0} B_{s_{z_k}}(z_k)). \quad (5.7)$$

We next fix a Lipschitz map f which is the identity map on $\mathbb{R}^2 \setminus \cup_{k=1}^{k_0} U_{s_{z_k}}(z_k)$. On each $U_{s_{z_k}}(z_k)$, we define f as follows. For each $k = 1, \dots, k_0$, $\partial\mathcal{E}_{j_\ell} \cap \partial B_{s_{z_k}}(z_k)$ consists of at most one point and $\partial B_{s_{z_k}}(z_k) \setminus \partial\mathcal{E}_{j_\ell}$ is connected. Thus for each k , there is one component of $\mathcal{E}_{j_\ell} = \{E_{j_\ell, i}\}_{i=1}^N$, say $E_{j_\ell, i(k)}$, such that $\partial B_{s_{z_k}}(z_k) \setminus \partial\mathcal{E}_{j_\ell} \subset E_{j_\ell, i(k)}$. Choose a ball $B_{s'_k}(z'_k)$ such that $B_{s'_k}(z'_k) \subset U_{s_{z_k}}(z_k) \cap E_{j_\ell, i(k)}$ and consider a Lipschitz retraction map f which expands $B_{s'_k}(z'_k)$ bijectively to $B_{s_{z_k}}(z_k)$ and maps $B_{s_{z_k}}(z_k) \setminus B_{s'_k}(z'_k)$ onto $\partial B_{s_{z_k}}(z_k)$. Since $f(B_{s'_k}(z'_k)) = B_{s_{z_k}}(z_k)$ and $B_{s'_k}(z'_k) \subset E_{j_\ell, i(k)}$, f has the property that

$$B_{s_{z_k}}(z_k) \setminus (\partial\mathcal{E}_{j_\ell} \cap \partial B_{s_{z_k}}(z_k)) \subset \text{int } f(E_{j_\ell, i(k)}). \quad (5.8)$$

Now one can check that this f is \mathcal{E}_{j_ℓ} -admissible since it is a retraction map on each disjoint balls. By writing $\tilde{\mathcal{E}}_{j_\ell} := f_\star \mathcal{E}_{j_\ell}$ and $\{\tilde{E}_{j_\ell, i}\}_{i=1}^N := \tilde{\mathcal{E}}_{j_\ell}$, note that $B_{s_{z_k}}(z_k) \setminus (\partial\mathcal{E}_{j_\ell} \cap \partial B_{s_{z_k}}(z_k)) \subset \tilde{E}_{j_\ell, i(k)}$ for each $k = 1, \dots, k_0$. Since $\partial\mathcal{E}_{j_\ell} \cap \partial B_{s_{z_k}}(z_k)$ is a point or empty set, we have

$$\|\partial\tilde{\mathcal{E}}_{j_\ell}\|(\cup_{k=1}^{k_0} B_{s_{z_k}}(z_k)) = 0. \quad (5.9)$$

It follows from (5.9) and Definition 3.5 that $f \in \mathbf{E}(\mathcal{E}_{j_\ell}, j_\ell)$. It follows also from Definition 3.6 that

$$\Delta_{j_\ell} \|\partial\mathcal{E}_{j_\ell}\|(\Omega) \leq -\|\partial\mathcal{E}_{j_\ell}\| \mathbf{L}_{\cup_{k=1}^{k_0} B_{s_{z_k}}(z_k)}(\Omega) \leq -(\min_{B_{R+1}} \Omega) \|\partial\mathcal{E}_{j_\ell}\|(\cup_{k=1}^{k_0} B_{s_{z_k}}(z_k)). \quad (5.10)$$

Combining (5.7) and (5.10) and setting $c = 2\mathbf{B}_2$, we obtain (5.4), and subsequently (5.2) with $c_4 = 16c$. \square

Lemma 5.4. Depending only on c_2 , $\min_{B_{R+1}} \Omega$ and $\sup_\ell \|\partial\mathcal{E}_{j_\ell}\|(B_{R+1})$, there exists a positive constant $c_5 \in (0, 1)$ such that the following property holds for all sufficiently large ℓ . For $z \in Z_\ell \cap B_R$ and $r \in (0, c_5]$, we have

$$\|\partial\mathcal{E}_{j_\ell}\|(B_r(z)) \geq r/8. \quad (5.11)$$

Proof. By Definition 5.1, (5.11) is satisfied for $r \in (0, r_\ell]$ already. Thus we need to prove the case for $r \in (r_\ell, c_5]$ for a suitable c_5 . By [1, 5.1(1)], for general varifold $V \in \mathbf{V}_1(\mathbb{R}^2)$ with locally bounded

first variation $\|\delta V\|$ and $z \in \mathbb{R}^2$, we have

$$s_2^{-1} \|V\|(B_{s_2}(z)) \exp \left(\int_{s_1}^{s_2} \delta V(\kappa(V, z, r)) dr \right) - s_1^{-1} \|V\|(B_{s_1}(z)) \geq 0. \quad (5.12)$$

Here, $\text{dist}(z, \text{spt}\|V\|) < s_1 < s_2 < \infty$ and $\kappa(V, z, r)$ is a vector field defined by

$$\kappa(V, z, r)(\tilde{z}) = \begin{cases} (r\|V\|(B_r(z)))^{-1}(\tilde{z} - z) & \text{if } \tilde{z} \in B_r(z), \\ 0 & \text{if } \tilde{z} \notin B_r(z). \end{cases}$$

We use (5.12) with $V = \Phi_{\varepsilon_{j_\ell}} * \partial \mathcal{E}_{j_\ell}$, $z \in Z_\ell \cap B_R$ and $r_\ell \leq s_1 < s_2 \leq 1$. By definition, $|\kappa(V, z, r)| \leq (\|V\|(B_r(z)))^{-1}$ and we may estimate

$$\begin{aligned} |\delta(\Phi_{\varepsilon_{j_\ell}} * \partial \mathcal{E}_{j_\ell})(\kappa(\Phi_{\varepsilon_{j_\ell}} * \partial \mathcal{E}_{j_\ell}, z, r))| &= |(\Phi_{\varepsilon_{j_\ell}} * \delta(\partial \mathcal{E}_{j_\ell}))(\kappa(\Phi_{\varepsilon_{j_\ell}} * \partial \mathcal{E}_{j_\ell}, z, r))| \\ &\leq ((\Phi_{\varepsilon_{j_\ell}} * \|\partial \mathcal{E}_{j_\ell}\|)(B_r(z)))^{-1} \int_{B_r(z)} |\Phi_{\varepsilon_{j_\ell}} * \delta(\partial \mathcal{E}_{j_\ell})|. \end{aligned} \quad (5.13)$$

We used (3.17), (3.15) and (3.14) here. Next, by the Cauchy-Schwarz inequality and (3.29),

$$\begin{aligned} \int_{B_r(z)} |\Phi_{\varepsilon_{j_\ell}} * \delta(\partial \mathcal{E}_{j_\ell})| &\leq \left(\int \frac{|\Phi_{\varepsilon_{j_\ell}} * \delta(\partial \mathcal{E}_{j_\ell})|^2 \Omega}{\Phi_{\varepsilon_{j_\ell}} * \|\partial \mathcal{E}_{j_\ell}\| + \varepsilon_{j_\ell} \Omega^{-1}} \right)^{\frac{1}{2}} \left(\int_{B_r(z)} \frac{\Phi_{\varepsilon_{j_\ell}} * \|\partial \mathcal{E}_{j_\ell}\| + \varepsilon_{j_\ell} \Omega^{-1}}{\Omega} \right)^{\frac{1}{2}} \\ &\leq c_2^{1/2} (\min_{B_{R+1}} \Omega)^{-1/2} \{(\Phi_{\varepsilon_{j_\ell}} * \|\partial \mathcal{E}_{j_\ell}\|)(B_r(z)) + \varepsilon_{j_\ell} (\min_{B_{R+1}} \Omega)^{-1} 2\pi r^2\}^{1/2}. \end{aligned} \quad (5.14)$$

The last term can be controlled as follows. We have

$$(\Phi_{\varepsilon_{j_\ell}} * \|\partial \mathcal{E}_{j_\ell}\|)(B_r(z)) = \|\partial \mathcal{E}_{j_\ell}\|(\Phi_{\varepsilon_{j_\ell}} * \chi_{B_r(z)}) \geq \frac{1}{2} \|\partial \mathcal{E}_{j_\ell}\|(B_{r/2}(z)) \geq \frac{1}{2} r_\ell \quad (5.15)$$

for all large ℓ using $r \geq r_\ell$ and $\varepsilon_{j_\ell} \ll r_\ell$. The last inequality follows from $\|\partial \mathcal{E}_{j_\ell}\|(B_{r/2}(z)) \geq r_\ell$ for $r \geq r_\ell$ due to (5.1) and $z \in Z_\ell$. This combined with (5.15) shows that for any $r \in [r_\ell, 1]$ and sufficiently large ℓ ,

$$\varepsilon_{j_\ell} (\min_{B_{R+1}} \Omega)^{-1} 2\pi r^2 \leq (\Phi_{\varepsilon_{j_\ell}} * \|\partial \mathcal{E}_{j_\ell}\|)(B_r(z)). \quad (5.16)$$

By (5.13), (5.14) and (5.16), for $r \in [r_\ell, 1]$, we obtain

$$|\delta(\Phi_{\varepsilon_{j_\ell}} * \partial \mathcal{E}_{j_\ell})(\kappa(\Phi_{\varepsilon_{j_\ell}} * \partial \mathcal{E}_{j_\ell}, z, r))| \leq (2c_2)^{1/2} (\min_{B_{R+1}} \Omega)^{-1/2} \{(\Phi_{\varepsilon_{j_\ell}} * \|\partial \mathcal{E}_{j_\ell}\|)(B_r(z))\}^{-1/2}. \quad (5.17)$$

Substituting (5.17) into (5.12) and writing $\xi(r) := (\Phi_{\varepsilon_{j_\ell}} * \|\partial \mathcal{E}_{j_\ell}\|)(B_r(z))$ and $c^2 := 2c_2 (\min_{B_{R+1}} \Omega)^{-1}$, we obtain for $r_\ell \leq s_1 < s_2 \leq 1$

$$s_2^{-1} \xi(s_2) \exp \left(c \int_{s_1}^{s_2} \xi(r)^{-1/2} dr \right) \geq s_1^{-1} \xi(s_1). \quad (5.18)$$

Note that ξ is a smooth positive function, and (5.18) shows that $s^{-1} \xi(s) \exp(c \int^s \xi^{-1/2})$ is a monotone increasing function. After setting $\hat{\xi}(s) := s^{-1} \xi(s)$ and by differentiation, we obtain $(\hat{\xi}^{1/2} + c s^{1/2})' \geq 0$. Since $\hat{\xi}(r_\ell) \geq \frac{1}{2}$ by (5.15), for any $r \in [r_\ell, 1]$ we obtain

$$r^{-1} (\Phi_{\varepsilon_{j_\ell}} * \|\partial \mathcal{E}_{j_\ell}\|)(B_r(z)) = \hat{\xi}(r)^{1/2} \geq -c r^{1/2} + \hat{\xi}(r_\ell)^{1/2} + c r_\ell^{1/2} \geq -c r^{1/2} + 1/2^{1/2}. \quad (5.19)$$

Thus, we restrict r so that $c r^{1/2} < 1/4$, for example, we obtain a positive lower bound for the density ratio of $\Phi_{\varepsilon_{j_\ell}} * \|\partial \mathcal{E}_{j_\ell}\|$. Finally, we can estimate as

$$\Phi_{\varepsilon_{j_\ell}} * \chi_{B_{r/2}(z)} \mathbf{L}_{\mathbb{R}^2 \setminus B_r(z)} \leq e^{-\varepsilon_{j_\ell}^{-1}} \chi_{B_{R+1}}$$

for all large ℓ , and we use inequality $\chi_{B_r(z)} + (\Phi_{\varepsilon_{j_\ell}} * \chi_{B_{r/2}(z)}) \mathbf{L}_{\mathbb{R}^2 \setminus B_r(z)} \geq \Phi_{\varepsilon_{j_\ell}} * \chi_{B_{r/2}(z)}$ to derive

$$\|\partial \mathcal{E}_{j_\ell}\|(B_r(z)) \geq (\Phi_{\varepsilon_{j_\ell}} * \|\partial \mathcal{E}_{j_\ell}\|)(B_{r/2}(z)) - e^{-\varepsilon_{j_\ell}^{-1}} \|\partial \mathcal{E}_{j_\ell}\|(B_{R+1}). \quad (5.20)$$

The last term converges to 0 even after dividing by $r \geq r_\ell$. Thus, using (5.19) with $r/2$ in place of r and (5.20), we obtain the desired estimate. \square

Lemma 5.5. Let $R, s > 0$ be fixed and let $\epsilon > 0$ be arbitrary. Then there exists $\ell_0 \in \mathbb{N}$ such that the following holds for all $\ell \geq \ell_0$. If $N \geq 3$, for $z \in Z_\ell \cap B_R$, at least one of the following (a) or (b) holds (they are not mutually exclusive). If $N = 2$, (a) holds for $z \in Z_\ell \cap B_R$.

(a) There exists a line denoted by S such that $z \in S$ and

$$\text{dist}_H(Z_\ell \cap B_{r_\ell}(z), S \cap B_{r_\ell}(z)) \leq \epsilon r_\ell. \quad (5.21)$$

(b) There exists a triple junction with three half-lines denoted by S such that $z \in S$ and with the junction in $U_{r_\ell}(z)$ and such that

$$\text{dist}_H(Z_\ell \cap B_{2r_\ell}(z), S \cap B_{2r_\ell}(z)) \leq \epsilon r_\ell. \quad (5.22)$$

(c) Furthermore, in the case of (a), with the same S and for any $\phi \in C_c^1(U_{r_\ell}(z))$ with $\sup(|\phi| + r_\ell|\nabla\phi|) \leq s$, we have

$$\left| \int_{B_{r_\ell}(z)} \phi(\tilde{z}) d\|\partial \mathcal{E}_{j_\ell}\|(\tilde{z}) - \int_{B_{r_\ell}(z) \cap S} \phi(\tilde{z}) d\mathcal{H}^1(\tilde{z}) \right| \leq \epsilon r_\ell \quad (5.23)$$

and

$$\left| \int_{\mathbf{G}_1(B_{r_\ell}(z))} \tilde{S}\phi(\tilde{z}) d(\partial \mathcal{E}_{j_\ell})(\tilde{z}, \tilde{S}) - \int_{\mathbf{G}_1(B_{r_\ell}(z))} \tilde{S}\phi(\tilde{z}) d(|S|)(\tilde{z}, \tilde{S}) \right| \leq \epsilon r_\ell. \quad (5.24)$$

Remark 5.6. Note that the integrand of (5.24) is 2×2 matrix and the absolute value is the Euclidean norm of the matrix. One can check that the estimate (5.24) is independent of the coordinate system under orthogonal rotation.

Proof. Consider the case $N \geq 3$. If the first claim were not true, we have some $\epsilon_0 > 0$ and subsequences (denoted by the same index) j_ℓ and $z^{(\ell)} \in B_R \cap Z_\ell$ such that (5.21) and (5.22) are not true. Since $\partial \mathcal{E}_{j_\ell} = Z_\ell \cup Z_\ell^c$ and $(r_\ell)^{-1} \mathcal{H}^1(Z_\ell^c \cap B_{R+1}) \rightarrow 0$ by (5.3), the limit of V_ℓ (see the definition (4.5)) and that of $|(F_\ell)_\# Z_\ell|$ coincide. By Theorem 4.1(1), we know that the limit of V_ℓ is either a line or a triple junction, denoted by \hat{S} . For any $0 < t < 1/2$, $\mathcal{H}^1(B_{tr_\ell}(z^{(\ell)}) \cap \partial \mathcal{E}_{j_\ell}) \geq 2tr_\ell$ by (5.1), hence we have $\mathcal{H}^1(B_t \cap \hat{S}) \geq 2t$ and \hat{S} has to include the origin in particular. By the contradiction argument, we have $\text{dist}_H(Z_\ell \cap B_{r_\ell}(z^{(\ell)}), S \cap B_{r_\ell}(z^{(\ell)})) > \epsilon_0 r_\ell$ for any line S with $z^{(\ell)} \in S$ and the same inequality with $B_{2r_\ell}(z^{(\ell)})$ in place of $B_{r_\ell}(z^{(\ell)})$ for any triple junction S with the junction in $U_{r_\ell}(z^{(\ell)})$ and $z^{(\ell)} \in S$. After stretching by F_ℓ , we have $\text{dist}_H((F_\ell)_\# Z_\ell \cap B_1, S \cap B_1) > \epsilon_0$, again for any line S with $0 \in S$ and the same inequality with B_2 in place of B_1 for any triple junction S with $0 \in S$ and the junction in U_1 . With $S = \hat{S}$, on the other hand, we would have a contradiction since $(F_\ell)_\# Z_\ell$ converges to \hat{S} in the Hausdorff distance, which follows from (5.1). Note that, if \hat{S} is a triple

junction with the junction in U_1 , we would have a contradiction to $\text{dist}_H((F_\ell)_\# Z_\ell \cap B_2, \tilde{S} \cap B_2) > \epsilon_0$ for all large ℓ . If \hat{S} is either a line or a triple junction with the junction outside of U_1 , we have a contradiction to $\text{dist}_H((F_\ell)_\# Z_\ell \cap B_1, \tilde{S} \cap B_1) > \epsilon_0$. This proves the first claim for $N \geq 3$. If $N = 2$, the above argument using Theorem 4.1(3) proves the claim.

If (c) were not true, we have subsequences (again denoted by the same index) $z^{(\ell)} \in Z_\ell \cap B_R$, lines $S^{(\ell)}$ with $z^{(\ell)} \in S^{(\ell)}$ and $\phi^{(\ell)} \in C_c^1(U_{r_\ell}(z^{(\ell)}))$ with $\sup(|\phi^{(\ell)}| + r_\ell |\nabla \phi^{(\ell)}|) \leq s$ such that $r_\ell^{-1} \text{dist}_H(Z_\ell \cap B_{r_\ell}(z^{(\ell)}), S^{(\ell)} \cap B_{r_\ell}(z^{(\ell)})) \rightarrow 0$ and either (5.23) or (5.24) fails for these with ϵ_0 . As before, the limit of V_ℓ and $|(F_\ell)_\# Z_\ell|$ coincide, and since $\text{dist}_H((F_\ell)_\# Z_\ell \cap B_1, (F_\ell)_\# S^{(\ell)} \cap B_1) \rightarrow 0$, V_ℓ subsequentially converges to a line $\hat{S} = \lim_{\ell \rightarrow \infty} (F_\ell)_\# S^{(\ell)}$ on U_1 as *varifolds*. If (5.24) is violated, in terms of V_ℓ , we have

$$\left| \int_{\mathbf{G}_1(B_1)} \tilde{S} \hat{\phi}^{(\ell)}(\tilde{z}) dV_\ell(\tilde{z}, \tilde{S}) - \int_{\mathbf{G}_1(B_1)} \tilde{S} \hat{\phi}^{(\ell)}(\tilde{z}) d(|(F_\ell)_\# S^{(\ell)}|)(\tilde{z}, \tilde{S}) \right| > \epsilon_0. \quad (5.25)$$

Here, $\hat{\phi}^{(\ell)}(\tilde{z}) := \phi^{(\ell)}(r_\ell \tilde{z} + z^{(\ell)})$ and $\sup(|\hat{\phi}^{(\ell)}| + |\nabla \hat{\phi}^{(\ell)}|) \leq s$. Because of the latter uniform bound for $\hat{\phi}^{(\ell)}$, there exists a subsequence which converges uniformly to a Lipschitz function, say, ϕ , with support in B_1 . Thus, with the varifold convergence, we have (for a not-relabelled subsequence)

$$\lim_{\ell \rightarrow \infty} \int_{\mathbf{G}_1(B_1)} \tilde{S} \hat{\phi}^{(\ell)} dV_\ell = \int_{\mathbf{G}_1(B_1)} \tilde{S} \phi d(|\hat{S}|) = \lim_{\ell \rightarrow \infty} \int_{\mathbf{G}_1(B_1)} \tilde{S} \hat{\phi}^{(\ell)} d(|(F_\ell)_\# S^{(\ell)}|).$$

This cannot be compatible with (5.25) for all large ℓ . Thus we obtain a desired contradiction. The case that (5.23) does not hold can be similarly handled. \square

Theorem 5.7. Given $\nu \in \mathbb{N}$, there exist $0 < c_6, c_7 < 1$ with the following property. Suppose $\{\partial \mathcal{E}_{j_\ell}\}$ is a sequence satisfying (3.29) and $\mu = \lim_{\ell \rightarrow \infty} \|\partial \mathcal{E}_{j_\ell}\|$ on \mathbb{R}^2 . Assume that for $B_r(a) \subset \mathbb{R}^2$, we have

$$\limsup_{\ell \rightarrow \infty} \int_{B_{2r}(a)} \frac{r |\Phi_{\varepsilon_{j_\ell}} * \delta(\partial \mathcal{E}_{j_\ell})|^2}{\Phi_{\varepsilon_{j_\ell}} * \|\partial \mathcal{E}_{j_\ell}\| + \varepsilon_{j_\ell} \Omega^{-1}} \leq c_6, \quad (5.26)$$

$$\text{spt } \mu \cap B_{2r}(a) \subset \{a + (x, y) \in \mathbb{R}^2 : |y| \leq c_7 r\}, \quad (5.27)$$

$$r(\nu - \frac{1}{2}) \leq \mu(\{a + (x, y) \in \mathbb{R}^2 : |y| \leq c_7 r, |x| \leq r/2\}), \quad (5.28)$$

$$\mu(\{a + (x, y) \in \mathbb{R}^2 : |y| \leq c_7 r, |x| \leq r\}) \leq 2r(\nu + \frac{1}{2}). \quad (5.29)$$

Then there exist functions $f_i : [-r, r] \rightarrow [-c_7 r, c_7 r]$ ($i = 1, \dots, \nu$) with

$$f_i \in W^{2,2}([-r, r]), \quad f_1(x) \leq f_2(x) \leq \dots \leq f_\nu(x) \text{ for } x \in [-r, r] \quad (5.30)$$

and such that, writing $\text{graph } f_i := \{a + (x, f_i(x)) \in \mathbb{R}^2 : x \in [-r, r]\}$, we have

$$\mu \llcorner_{B_r(a)} = \sum_{i=1}^{\nu} \mathcal{H}^1 \llcorner_{B_r(a) \cap \text{graph } f_i}. \quad (5.31)$$

Proof. Choose and fix a large $R > 1$ so that $B_{2r}(a) \subset B_{R/2}$, and let c_5 be the corresponding constant obtained in Lemma 5.4 with c_2 in (3.29), $\min_{B_{R+1}} \Omega$ and $\sup_\ell \|\partial \mathcal{E}_{j_\ell}\|(B_{R+1})$ with the fixed R . We will fix c_6 and c_7 later as absolute constants. Let $\{\epsilon_\ell\}_{\ell \in \mathbb{N}}$ be a sequence of positive numbers converging to 0, and let $\{s_\ell\}_{\ell \in \mathbb{N}}$ be a sequence of positive numbers diverging to ∞ . Using Lemma

5.5, we choose a subsequence (denoted by the same index) such that Z_ℓ satisfies the properties listed in Lemma 5.5 with $\epsilon = \epsilon_\ell$ and $s = s_\ell$ and so that $r_\ell \ll \epsilon_\ell$ as $\ell \rightarrow \infty$. Define

$$Z_\ell^* := \{z \in Z_\ell \cap B_{2r}(a) : \text{there is a line } S \text{ satisfying } z \in S \text{ and (5.21)}\}. \quad (5.32)$$

By Lemma 5.5, for any point $z \in B_{2r}(a) \cap Z_\ell \setminus Z_\ell^*$, there exists a triple junction S with the junction in $U_{r_\ell}(z)$ satisfying $z \in S$ and (5.22). First in Step 1, we show that the set Z_ℓ^* is composed of a finite set of “almost $C^{1, \frac{1}{2}}$ curves” for sufficiently small c_6 .

Step 1. Pick an arbitrary point $z_0 \in Z_\ell^* \cap B_{5r/4}(a)$. Then there exists a line S with the stated properties in (5.21). Call the line segment $S \cap B_{r_\ell}(z_0)$ as L_0 . For notational convenience, we momentarily consider a coordinate system so that L_0 is parallel to the x -axis and suppose that $z_0 = (x_0, y_0)$. Write the coordinates of the endpoints of L_0 as $z_0^- := (x_0 - r_\ell, y_0)$ and $z_0^+ := (x_0 + r_\ell, y_0)$. Then, we inductively choose $z_k \in Z_\ell$ and a line segment L_k for $k \geq 1$ as long as $L_k \subset B_{3r/2}(a)$ or z_k is not in r_ℓ -neighborhood of $Z_\ell \setminus Z_\ell^*$, as detailed in the following (see Figure 4). Write the right-hand side endpoint of L_k as z_k^+ . By (5.21), we have $B_{\epsilon_\ell r_\ell}(z_k^+) \cap Z_\ell \neq \emptyset$.

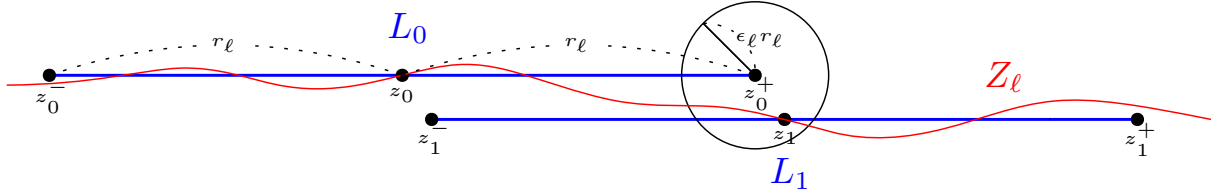


FIGURE 4.

There are two possibilities: (i) $Z_\ell^* \cap B_{\epsilon_\ell r_\ell}(z_k^+) \neq \emptyset$ and (ii) $Z_\ell^* \cap B_{\epsilon_\ell r_\ell}(z_k^+) = \emptyset$.

(i) We pick $z_{k+1} \in Z_\ell^* \cap B_{\epsilon_\ell r_\ell}(z_k^+)$. Then there exists a line S with $z_{k+1} \in S$ and (5.21) in $B_{r_\ell}(z_{k+1})$. We let $L_{k+1} := S \cap B_{r_\ell}(z_{k+1})$. We define z_{k+1}^+ as before and continue with the inductive process. By (5.21) in particular, we have

$$Z_\ell \cap B_{r_\ell}(z_{k+1}) \subset (L_{k+1})_{\epsilon_\ell r_\ell}. \quad (5.33)$$

Here, for shorthand, $(A)_t$ is the t -neighborhood of the set A .

(ii) Since $B_{\epsilon_\ell r_\ell}(z_k^+) \cap Z_\ell \neq \emptyset$, there exists $z_{k+1} \in B_{\epsilon_\ell r_\ell}(z_k^+) \cap Z_\ell \setminus Z_\ell^*$. By Lemma 5.5, there exists a triple junction S with $z_{k+1} \in S$ and with the junction in $U_{r_\ell}(z_{k+1})$ such that (5.22) holds with $z = z_{k+1}$. In the following, the occurrence of (ii) is casually called “encounter with a triple junction”, since this is a place where Z_ℓ looks like a triple junction.

When (ii) occurs for the first time, we end the induction, and let this k be k_0 (so that z_{k_0+1} is in r_ℓ -neighborhood of $Z_\ell \setminus Z_\ell^*$). Also, if (ii) does not occur but if $L_k \setminus B_{3r/2}(a) \neq \emptyset$ for the first time, we stop the induction and name this k as k_0 . In the following, we prove that the angle between the x -axis and L_k ($1 \leq k \leq k_0$) remains small if c_6 is appropriately small, which effectively tells that $\cup_{k=0}^{k_0} L_k$ can be approximated well by a graph over the x -axis with small slope. For that purpose,

we prove

$$|(y_k^+ - y_k)/(x_k^+ - x_k)| \leq c_8 \left(\epsilon_\ell + \left(\int_{\cup_{i=0}^k U_{r_\ell}(z_i)} \frac{|\Phi_{\epsilon_{j_\ell}} * \delta(\partial \mathcal{E}_{j_\ell})|^2}{\Phi_{\epsilon_{j_\ell}} * \|\partial \mathcal{E}_{j_\ell}\| + \epsilon_{j_\ell} \Omega^{-1}} \right)^{\frac{1}{2}} (k r_\ell + \epsilon_\ell)^{\frac{1}{2}} \right). \quad (5.34)$$

Here, $z_k^+ = (x_k^+, y_k^+)$ and $z_k = (x_k, y_k)$, thus the left-hand side is the slope of L_k . The constant c_8 is an absolute constant. By assuming c_6 small, note that (5.34) ensures that the slope of L_k remains small during the inductive steps. Since $z_k \in B_{2r}(a)$, kr_ℓ is at most a constant multiple of r , say, $3r$. If we restrict $c_6 \leq (600c_8^2)^{-1}$, for example, we can make sure that the slope is $\leq 1/10$ for all sufficiently small ϵ_ℓ . For the moment, assume that the slopes of L_1, \dots, L_k are smaller than $1/9$, for example. By definition, $|z_{i+1} - z_i^+| \leq \epsilon_\ell r_\ell$, and (5.21) and a simple geometric argument show that the angle between the neighboring line segments L_i and L_{i+1} is at most a fixed constant multiple of ϵ_ℓ . With this in mind, though we do not give the explicit formula, we may construct a function ψ_1 satisfying the following properties.

- $\psi_1 = 1$ on the $r_\ell/8$ -neighborhood of $\cup_{i=0}^k L_i$.
- $\psi_1 = 0$ on the complement of $r_\ell/6$ -neighborhood of $\cup_{i=0}^k L_i$.
- $0 \leq \psi_1 \leq 1$ and $\sup(r_\ell |\nabla \psi_1| + r_\ell^2 \|\nabla^2 \psi_1\|) \leq c$, where c is an absolute constant.

Next, we define a smooth function ψ_2 which depends only on the x -variable and such that

- $\psi_2(x) = 0$ for $x < x_0 - r_\ell/4$ or $x > x_k + r_\ell/4$.
- $\psi_2(x) = 1$ for $x_0 - r_\ell/8 < x < x_k + r_\ell/8$.
- $\sup(r_\ell |\psi_2'| + r_\ell^2 |\psi_2''|) \leq c$, where c is an absolute constant.

Finally, we set $\psi(x, y) = \psi_1(x, y)\psi_2(x)$. Because of the properties of ψ_1 and ψ_2 , one can check that

$$\psi = 1 \quad \text{on} \quad (\cup_{i=1}^{k-1} L_i)_{r_\ell/10} \quad \text{and} \quad \text{spt } \psi \subset (\cup_{i=1}^{k-1} L_i)_{r_\ell/2} \quad (5.35)$$

for small ϵ_ℓ . Another property we use is

$$\frac{\partial \psi}{\partial y} = \psi_2 \frac{\partial \psi_1}{\partial x} = 0 \quad \text{on} \quad Z_\ell. \quad (5.36)$$

To check this, since ψ_2 is independent of y , we only need to check that the set of points with $\nabla \psi_1 \neq 0$ and $\psi_2 > 0$ does not intersect Z_ℓ . The set satisfying these conditions is included in $\{(x, y) : x_0 - r_\ell/4 \leq x \leq x_k + r_\ell/4\} \cap (\cup_{i=0}^k L_i)_{r_\ell/6} \setminus (\cup_{i=0}^k L_i)_{r_\ell/8}$. But having a point \tilde{z} of Z_ℓ in this set implies that $\tilde{z} \in \cup_{i=0}^k U_{r_\ell}(z_i) \setminus (\cup_{i=0}^k L_i)_{r_\ell/8}$, which is a contradiction to (5.33) for small ϵ_ℓ . This proves (5.36). We next estimate

$$\begin{aligned} \delta(\partial \mathcal{E}_{j_\ell})((0, \psi)) &= \int_{\mathbf{G}_1(\mathbb{R}^2)} \tilde{S} \cdot \nabla(0, \psi(\tilde{z})) d(\partial \mathcal{E}_{j_\ell})(\tilde{z}, \tilde{S}) \\ &= \int_{\mathbf{G}_1(\mathbb{R}^2)} \tilde{S}_{21} \frac{\partial \psi}{\partial x} + \tilde{S}_{22} \frac{\partial \psi}{\partial y} d(\partial \mathcal{E}_{j_\ell})(\tilde{z}, \tilde{S}). \end{aligned} \quad (5.37)$$

Here \tilde{S}_{21} is the $(2, 1)$ component of $\tilde{S} \in \mathbf{G}(2, 1)$ and similarly for \tilde{S}_{22} . For the second term of (5.37), by (5.36), we have

$$\left| \int_{\mathbf{G}_1(\mathbb{R}^2)} \tilde{S}_{22} \frac{\partial \psi}{\partial y} d(\partial \mathcal{E}_{j_\ell}) \right| \leq \int_{\text{spt } \psi \cap Z_\ell^c} \left| \frac{\partial \psi}{\partial y} \right| d\|\partial \mathcal{E}_{j_\ell}\| \leq cr_\ell^{-1} \mathcal{H}^1(\text{spt } \psi \cap Z_\ell^c) \leq \epsilon_\ell. \quad (5.38)$$

The last inequality follows since $\mathcal{H}^1(Z_\ell^c \cap B_R) \ll r_\ell^3$ by (5.3), and by $r_\ell \ll \epsilon_\ell$. For the first term of (5.37), for $\frac{\partial \psi}{\partial x} = \psi'_2 \psi_1 + \psi_2 \frac{\partial \psi_1}{\partial x}$, the integral of the second term can be handled similarly as above using (5.36). The term $\psi'_2 \psi_1$ is nonzero only on $U_{r_\ell/2}(z_0)$ and $U_{r_\ell/2}(z_k)$. We use (5.24) with $\phi = r_\ell \psi'_2 \psi_1$ on these balls. For all large ℓ , we have $s_\ell \geq \sup(|\phi| + r_\ell |\nabla \phi|)$. Thus we obtain

$$\left| \int_{\mathbf{G}_1(U_{r_\ell/2}(z_i))} \tilde{S}_{21} \psi'_2 \psi_1 d(\partial \mathcal{E}_{j_\ell}) - \int_{\mathbf{G}_1(U_{r_\ell/2}(z_i))} \tilde{S}_{21} \psi'_2 \psi_1 d(|L_i|) \right| \leq \epsilon_\ell \quad (5.39)$$

for $i = 0$ and $i = k$. When $i = 0$, since L_0 is a line segment parallel to the x -axis, we have $\tilde{S}_{21} = 0$ and

$$\int_{\mathbf{G}_1(U_{r_\ell/2}(z_0))} \tilde{S}_{21} \psi'_2 \psi_1 d(|L_0|) = 0. \quad (5.40)$$

On the other hand, when $i = k$ and writing the slope of L_k as $\alpha := (y_k^+ - y_k)/(x_k^+ - x_k)$, \tilde{S}_{21} on L_k is $\alpha/(1 + \alpha^2)$ and

$$\int_{\mathbf{G}_1(U_{r_\ell/2}(z_k))} \tilde{S}_{21} \psi'_2 \psi_1 d(|L_k|) = -\frac{\alpha}{\sqrt{1 + \alpha^2}}. \quad (5.41)$$

Combining (5.37)-(5.41), we obtain the estimate

$$\left| \delta(\partial \mathcal{E}_{j_\ell})((0, \psi)) + \frac{\alpha}{\sqrt{1 + \alpha^2}} \right| \leq 4\epsilon_\ell. \quad (5.42)$$

We next estimate

$$\left| \delta(\partial \mathcal{E}_{j_\ell})((0, \psi)) - (\Phi_{\varepsilon_{j_\ell}} * \delta(\partial \mathcal{E}_{j_\ell}))((0, \psi)) \right| \leq \int_{\mathbb{R}^2} |\nabla \psi - \Phi_{\varepsilon_{j_\ell}} * \nabla \psi| d\|\partial \mathcal{E}_{j_\ell}\|. \quad (5.43)$$

Since $\psi = 0$ outside of B_R in particular, and since $\Phi_{\varepsilon_{j_\ell}}$ has support on B_1 , the integrand of the above vanishes outside of B_{R+1} . Furthermore, one can estimate

$$\begin{aligned} |\nabla \psi(z) - (\Phi_{\varepsilon_{j_\ell}} * \nabla \psi)(z)| &\leq \int_{B_1(z)} |\nabla \psi(z) - \nabla \psi(\hat{z})| \Phi_{\varepsilon_{j_\ell}}(z - \hat{z}) d\hat{z} \\ &\leq cr_\ell^{-2} \int_{B_1(z)} |z - \hat{z}| \Phi_{\varepsilon_{j_\ell}}(z - \hat{z}) d\hat{z} \leq cr_\ell^{-2} (\varepsilon_{j_\ell}^{9/10} + \varepsilon_{j_\ell}^{-2} \exp(-1/(2\varepsilon_{j_\ell}^{1/5}))). \end{aligned} \quad (5.44)$$

The last inequality may be obtained by splitting the domain of integration to $\{|z - \hat{z}| \leq \varepsilon_{j_\ell}^{9/10}\}$ and the complement, where $\Phi_{\varepsilon_{j_\ell}}$ is exponentially small (see the analogous estimate [15, (5.6)]). Thus, by (5.43) and (5.44), we have

$$\left| \delta(\partial \mathcal{E}_{j_\ell})((0, \psi)) - (\Phi_{\varepsilon_{j_\ell}} * \delta(\partial \mathcal{E}_{j_\ell}))((0, \psi)) \right| \leq cr_\ell^{-2} \varepsilon_{j_\ell}^{9/10} (\min_{B_{R+1}} \Omega)^{-1} \|\partial \mathcal{E}_{j_\ell}\|(\Omega). \quad (5.45)$$

Since $\varepsilon_{j_\ell} < j_\ell^{-6}$ and $r_\ell = j_\ell^{-2.5}$, we have $r_\ell^{-2} \varepsilon_{j_\ell}^{9/10} \ll 1$ and this is estimated by ϵ_ℓ for all large ℓ . Next, since $0 \leq \psi \leq 1$, we have (writing $U = \text{spt } \psi$)

$$|(\Phi_{\varepsilon_{j_\ell}} * \delta(\partial \mathcal{E}_{j_\ell}))((0, \psi))| \leq \left(\int_U \frac{|\Phi_{\varepsilon_{j_\ell}} * \delta(\partial \mathcal{E}_{j_\ell})|^2}{\Phi_{\varepsilon_{j_\ell}} * \|\partial \mathcal{E}_{j_\ell}\| + \varepsilon_{j_\ell} \Omega^{-1}} \right)^{\frac{1}{2}} \left(\int_U \Phi_{\varepsilon_{j_\ell}} * \|\partial \mathcal{E}_{j_\ell}\| + \varepsilon_{j_\ell} \Omega^{-1} \right)^{\frac{1}{2}}. \quad (5.46)$$

To estimate $\int_U \Phi_{\varepsilon_{j_\ell}} * \|\partial \mathcal{E}_{j_\ell}\|$, consider a partition of unity $\{\zeta_i\}_{i=0}^k$ subordinate to $\{U_{3r_\ell/4}(z_i)\}_{i=0}^k$ such that $\zeta_i \in C_c^\infty(U_{3r_\ell/4}(z_i))$, $0 \leq \zeta_i \leq 1$, $\sup(\zeta_i + r_\ell |\nabla \zeta_i|) \leq s_\ell$ (which is true for all large ℓ) and $\sum_{i=0}^k \zeta_i = 1$ on $(\cup_{i=1}^{k-1} L_i)_{r_\ell/2}$. Note that the latter includes $\text{spt } \psi$ by (5.35). Thus we have

$$\int_U \Phi_{\varepsilon_{j_\ell}} * \|\partial \mathcal{E}_{j_\ell}\| dz \leq \sum_{i=0}^k \int_{U_{3r_\ell/4}(z_i)} \Phi_{\varepsilon_{j_\ell}} * \|\partial \mathcal{E}_{j_\ell}\| \zeta_i dz. \quad (5.47)$$

We may estimate

$$\left| \int \Phi_{\varepsilon_{j_\ell}} * \|\partial \mathcal{E}_{j_\ell}\| \zeta_i - \int \zeta_i d\|\partial \mathcal{E}_{j_\ell}\| \right| \leq \int_{\mathbb{R}^2} |\zeta_i - \Phi_{\varepsilon_{j_\ell}} * \zeta_i| d\|\partial \mathcal{E}_{j_\ell}\| \quad (5.48)$$

which can be estimated just like (5.43)-(5.45) (with r_ℓ^{-1} in place of r_ℓ^{-2}) and we may assume that this is less than $\epsilon_\ell r_\ell$. By (5.23),

$$\int \zeta_i d\|\partial \mathcal{E}_{j_\ell}\| \leq \int \zeta_i d(|L_i|) + \epsilon_\ell r_\ell \leq r_\ell(2 + \epsilon_\ell). \quad (5.49)$$

By combining (5.47)-(5.49), we obtain

$$\int_U \Phi_{\varepsilon_{j_\ell}} * \|\partial \mathcal{E}_{j_\ell}\| dz \leq 2(k+1)r_\ell(1 + \epsilon_\ell). \quad (5.50)$$

By (5.35), we have $\mathcal{L}^2(U) \leq k r_\ell^2$ and $\int_U \varepsilon_{j_\ell} \Omega^{-1} \leq (\min_{B_R} \Omega)^{-1} k r_\ell^2 \varepsilon_{j_\ell}$ and with (5.50), we obtain (for all large ℓ so that $(\min_{B_R} \Omega)^{-1} r_\ell \varepsilon_{j_\ell} < 2\epsilon_\ell$)

$$\int_U (\Phi_{\varepsilon_{j_\ell}} * \|\partial \mathcal{E}_{j_\ell}\| + \varepsilon_{j_\ell} \Omega^{-1}) \leq 2(k+1)r_\ell(1 + 2\epsilon_\ell). \quad (5.51)$$

Now, (5.42), (5.45), (5.46) and (5.51) prove (5.34) with a suitable choice of absolute constant.

Using (5.34), we can make sure that this induction does not continue indefinitely and after a finite number of steps, we have either L_k exits from $B_{3r/2}(a)$ or there is an encounter with a triple junction. We can similarly proceed to choose line segments starting again from L_0 in the opposite direction. Let these points and line segments be $z_{-1}, \dots, z_{-k'_0}$ and $L_{-1}, \dots, L_{-k'_0}$. In this opposite direction, the same estimate for the slope of line segments holds. The similar slope estimate holds starting from any $L_{\pm k}$. This gives an analogue of $1/2$ -Hölder estimate for the slopes of segments.

From $\cup_{k=-k'_0}^{k_0} L_k$, we can construct an approximate curve as follows. Define $I_k := \{x \in \mathbb{R} : (x, y) \in L_k\}$, i.e. the projection of L_k to the x -axis. They are intervals of length approximately $2r_\ell$. Recall $z_k = (x_k, y_k)$ and $z_k^\pm = (x_k^\pm, y_k^\pm)$, and due to the construction, we have $|x_k^+ - x_{k+1}| \leq \epsilon_\ell r_\ell$ for $k = 0, \dots, k_0$ and $|x_{-k}^- - x_{-k-1}| \leq \epsilon_\ell r_\ell$ for $k = 0, \dots, -k'_0$. With the slope $\leq 1/10$ (for example) and for small ϵ_ℓ , we can guarantee that at most three I_k 's can intersect each other. Let $\{\tilde{\zeta}_k\}_{k=-k'_0}^{k_0}$ be a partition of unity subordinate to $\{\text{int } I_k\}_{k=-k'_0}^{k_0}$ such that $\tilde{\zeta}_k \in C_c^\infty(\text{int } I_k)$, $0 \leq \tilde{\zeta}_k \leq 1$ and $\sum_{k=-k'_0}^{k_0} \tilde{\zeta}_k = 1$ on $\cup_{k=-k'_0+1}^{k_0-1} I_k$. We may in addition ask that $\sup(r_\ell |\tilde{\zeta}'_k(x)| + r_\ell^2 |\tilde{\zeta}''_k(x)|) \leq c$ for some absolute constant c . On each I_k , let $g_k : I_k \rightarrow \mathbb{R}$ be the function so that $\{(x, g_k(x)) : x \in I_k\} = L_k$ holds. For $x \in \cup_{k=-k'_0+1}^{k_0-1} I_k$, define

$$f(x) := \sum_{k=-k'_0}^{k_0} g_k(x) \tilde{\zeta}_k(x). \quad (5.52)$$

Note that $f'(x)$ involves at most three neighboring terms on I_i , say, $k = i - 1, i, i + 1$ (or $k = i - 2, i - 1, i$, or $k = i, i + 1, i + 2$). Consider the first case and the other two cases are similar. Due to (5.21), $(\epsilon_\ell r_\ell)^{-1}|g_i(x) - g_{i\pm 1}(x)| + \epsilon_\ell^{-1}|g'_i(x) - g'_{i\pm 1}(x)|$ is bounded by an absolute constant. Since we have $\sum_{k=i-1}^{i+1} \tilde{\zeta}_k = 1$,

$$f'(x) - g'_i(x) = \sum_{k=i-1}^{i+1} \{(g'_k(x) - g'_i(x))\tilde{\zeta}_k(x) + (g_k(x) - g_i(x))\tilde{\zeta}'_k(x)\}. \quad (5.53)$$

The right-hand side may be estimated by a constant multiple of ϵ_ℓ using the bounds on $\tilde{\zeta}'_k$. The variation of the slopes of L_k (i.e. $g'_k(x)$) are estimated by (5.34), so we obtain for any $x, \tilde{x} \in \cup_{k=-k'_0+1}^{k_0-1} I_k$

$$|f'(x) - f'(\tilde{x})| \leq c_8 \left(\epsilon_\ell + \left(\int_{\cup_{k=k_1}^{k_2} U_{r_\ell}(z_k)} \frac{|\Phi_{\varepsilon_{j_\ell}} * \delta(\partial \mathcal{E}_{j_\ell})|^2}{\Phi_{\varepsilon_{j_\ell}} * \|\partial \mathcal{E}_{j_\ell}\| + \varepsilon_{j_\ell} \Omega^{-1}} \right)^{\frac{1}{2}} (|x - \tilde{x}| + \epsilon_\ell)^{\frac{1}{2}} \right). \quad (5.54)$$

Here, $k_1, k_2 \in \mathbb{Z}$ are chosen so that $|x - x_{k_1}| \leq r_\ell$ and $|\tilde{x} - x_{k_2}| \leq r_\ell$, and c_8 here may be different from c_8 in (5.34) by a factor of absolute constant. From the construction, it is also clear that $\sup_{x \in I_k} |g_k(x) - f(x)|$ is estimated by a constant multiple of $r_\ell \epsilon_\ell$, and due also to (5.33), there exists an absolute constant c_9 such that

$$\begin{aligned} Z_\ell \cap \{(x, y) : |y - f(x)| \leq r_\ell/4, x \in \cup_{k=-k'_0+1}^{k_0-1} I_k\} \\ \subset \{(x, y) : |y - f(x)| \leq c_9 \epsilon_\ell r_\ell, x \in \cup_{k=-k'_0+1}^{k_0-1} I_k\}. \end{aligned} \quad (5.55)$$

Step 2. We next prove using the assumption (5.27) with small c_7 that there is no triple junction in $B_{9r/8}(a)$ for all large ℓ , or more precisely, there is no point of $Z_\ell \setminus Z_\ell^*$. First note that, because of Lemma 5.4, for all sufficiently large ℓ , we have

$$B_{3r/2}(a) \cap Z_\ell \cap \{a + (x, y) : |y| \geq 2c_7 r\} = \emptyset. \quad (5.56)$$

Otherwise, we would have a converging subsequence (with the same index) $\{z^{(\ell)}\} \in B_{3r/2}(a) \cap Z_\ell \cap \{a + (x, y) : |y| \geq 2c_7 r\}$ which converges to $\hat{z} \in B_{3r/2}(a) \cap \{a + (x, y) : |y| \geq 2c_7 r\}$. By Lemma 5.4, we have $\|\partial \mathcal{E}_{j_\ell}\|(B_s(z^{(\ell)})) \geq s/8$ for all large ℓ and $s \in (0, c_5]$. We then have $\mu(B_s(\hat{z})) \geq s/8$ for $s \in (0, c_5]$, and in particular $\hat{z} \in \text{spt } \mu$. This is a contradiction to (5.27).

Suppose for a contradiction that we had some $z_0 \in B_{9r/8}(a) \cap Z_\ell \setminus Z_\ell^*$, thus there exists a triple junction S with the junction in $U_{r_\ell}(z_0)$ satisfying $z_0 \in S$ and (5.22). We may assume that $z_0 \in \{a + (x, y) : |y| < 2c_7 r\}$ due to (5.56). Out of the three half-lines of S , there is a half-line which goes upwards (i.e. towards the positive y -direction) and which has at least 30 degrees with positive or negative x -axis (or the absolute value of slope $\geq 1/\sqrt{3}$). Let z_0^+ be the intersection of this half-line and $\partial B_{2r_\ell}(z_0)$. By (5.22), we know that there exists $z_1 \in Z_\ell \cap B_{\epsilon_\ell r_\ell}(z_0^+)$. Starting from this z_1 , we may start the previous inductive process to select line segments until the encounter with a triple junction or the exit from $B_{3r/2}(a)$ occur. Suppose that the encounter with a triple junction does not occur. Since one can estimate $|y_k - y_0|/|x_k - x_0| \geq 3/(4\sqrt{3})$ (where $z_k = (x_k, y_k)$) due to (5.54) with sufficiently small c_6 , the y -coordinate of z_k keeps going upwards. Then by selecting

a sufficiently small absolute constant c_7 , the union of line segments (which is close to a straight line due to (5.54) with small c_6) would enter $B_{5r/4}(a) \cap \{a + (x, y) : |y| \geq 2c_7r\}$ after a finite number of induction. Since L_k and Z_ℓ in $B_{r_\ell}(z_k)$ are close in the Hausdorff distance, this would be a contradiction to (5.56). Thus, after a finite number of induction, there must be another triple junction which is close to Z_ℓ . This triple junction has one half-line whose angle with the x -axis is at least 30 degrees and which is going upwards. Along the direction of this half-line, we can select line segments as before, which again has a definite slope going upwards. By the similar reasoning, there must be another triple junction, and then we choose a half-line going upwards just as before. In this process, we can make sure that the slope of line segments have lower bound (say, $3/(4\sqrt{3})$, for example) and the line segments inevitably enter into $B_{5r/4}(a) \cap \{a + (x, y) : |y| \geq 2c_7r\}$ after a finite number of induction. Thus, we inevitably have a contradiction to (5.56). This proves that there is no point of $Z_\ell \setminus Z_\ell^*$ inside $B_{9r/8}(a)$.

Step 3. Consider $\tilde{Z}_\ell := Z_\ell \cap \{a + (x, y) : |x| \leq r\} \cap B_{9r/8}(a)$. The set \tilde{Z}_ℓ is included in $\{a + (x, y) : |y| \leq 2c_7r\}$ for all large ℓ due to (5.56), and by Step 2, we have $B_{9r/8}(a) \cap Z_\ell \setminus Z_\ell^* = \emptyset$. Thus, starting from any $z_0 \in \tilde{Z}_\ell$, the inductive step to choose L_k (and L_{-k}) in Step 1 does encounter a triple junction and will continue until L_k (resp. L_{-k}) exits from $\{a + (x, y) : |x| \leq r\}$. Namely, with the same notation in Step 1, we have some $k_0 \geq 1$ and $k'_0 \geq 1$ such that $r \in I_{k_0-1}$, $-r \in I_{-k'_0+1}$ and $[-r, r] \subset \cup_{k=-k_0-1}^{k_0+1} I_k$ hold. The function f defined as in (5.52) over $x \in [-r, r]$ has a small slope for small c_6 and c_7 . By (5.55), note that

$$\tilde{Z}_\ell \cap \{a + (x, y) : |y - f(x)| \leq r_\ell/4, |x| \leq r\} \subset \{a + (x, y) : |y - f(x)| \leq c_9\epsilon_\ell r_\ell, |x| \leq r\}. \quad (5.57)$$

Let this f be renamed as $f_{(1,\ell)}$. If $\tilde{Z}_\ell \setminus \{a + (x, y) : |y - f_{(1,\ell)}(x)| \leq r_\ell/4, |x| \leq r\} \neq \emptyset$, then, we can pick a point z'_0 from this set and start the construction of Step 1. Let $f_{(2,\ell)}$ be the resulting function. Note that

$$|f_{(1,\ell)}(x) - f_{(2,\ell)}(x)| \geq r_\ell/8 \quad \text{for } x \in [-r, r], \quad (5.58)$$

which can be seen as follows. Because $z'_0 = (x'_0, y'_0) \notin \{(x, y) : |y - f_{(1,\ell)}(x)| \leq r_\ell/4, |x| \leq r\}$ (which implies $|f_{(1,\ell)}(x'_0) - y'_0| > r_\ell/4$) and $|y'_0 - f_{(2,\ell)}(x'_0)| \leq c_9\epsilon_\ell r_\ell$ due to (5.57) satisfied by $f_{(2,\ell)}$, we have $|f_{(1,\ell)}(x'_0) - f_{(2,\ell)}(x'_0)| > 3r_\ell/16$ for large ℓ . If there exists $x \in [-r, r]$ such that $|f_{(1,\ell)}(x) - f_{(2,\ell)}(x)| < r_\ell/8$, then by the continuity of $f_{(1,\ell)}$ and $f_{(2,\ell)}$, there must exist some $\hat{x} \in [-r, r]$ such that $|f_{(1,\ell)}(\hat{x}) - f_{(2,\ell)}(\hat{x})| = 3r_\ell/16$. Then there must be a point $\tilde{z} \in Z_\ell \cap B_{c\epsilon_\ell r_\ell}((\hat{x}, f_{(2,\ell)}(\hat{x})))$, which contradicts (5.57) with $f = f_{(1,\ell)}$ and sufficiently small $c\epsilon_\ell$. Thus, we have (5.58), and if $\tilde{Z}_\ell \setminus \cup_{i=1}^2 \{a + (x, y) : |y - f_{(i,\ell)}(x)| \leq r_\ell/4, |x| \leq r\} \neq \emptyset$, then we can pick a point from this set and construct another function, $f_{(3,\ell)}$. By repeating this construction and due to the above disjointedness property of these graphs, we can exhaust all points of \tilde{Z}_ℓ after finite steps and we have a sequence of graphs $f_{(1,\ell)}, \dots, f_{(\nu'_\ell, \ell)}$, that is,

$$\tilde{Z}_\ell \setminus \cup_{i=1}^{\nu'_\ell} \{a + (x, y) : |y - f_{(i,\ell)}(x)| \leq r_\ell/4, |x| \leq r\} = \emptyset. \quad (5.59)$$

In the following, we will see that ν'_ℓ has to be necessarily equal to ν given in (5.28) for all large ℓ if c_6 and c_7 are sufficiently small. Set

$$\mu_\ell := \mathcal{H}^1 \llcorner_{\bigcup_{i=1}^{\nu'_\ell} \{a+(x, f_{(i, \ell)}(x)) : |x| \leq r\}} \quad (5.60)$$

that is, μ_ℓ is the 1-dimensional measure obtained from the union of above graphs. We claim that

$$\mu = \lim_{\ell \rightarrow \infty} \|\partial \mathcal{E}_{j_\ell}\| = \lim_{\ell \rightarrow \infty} \mu_\ell \quad (5.61)$$

in $U_{9r/8}(a) \cap \{a + (x, y) : |x| \leq r\}$ as measures. The difference as measures between $\|\partial \mathcal{E}_{j_\ell}\|$ and $\mathcal{H}^1 \llcorner_{Z_\ell}$ is negligible in the limit due to Remark 5.3, and within the domain under consideration, $Z_\ell = \tilde{Z}_\ell$, thus we need to prove $\lim_{\ell \rightarrow \infty} \mathcal{H}^1 \llcorner_{\tilde{Z}_\ell} = \lim_{\ell \rightarrow \infty} \mu_\ell$. For this, fix a smooth function $\phi \in C_c^\infty(U_{9r/8}(a) \cap \{a + (x, y) : |x| \leq r\})$ with $|\phi| \leq 1$. We know that \tilde{Z}_ℓ is within $c_9 \epsilon_\ell r_\ell$ -neighborhood of graphs of $f_{(1, \ell)}, \dots, f_{(\nu'_\ell, \ell)}$ by (5.57), and these graphs are separated by $r_\ell/8$ as in (5.58). Now, take a neighborhood of the graph of $f_{(1, \ell)}$. Recall that $f_{(1, \ell)}$ is defined as in (5.52), with the partition of unity $\{\tilde{\zeta}_k\}_{k=-k'_0}^{k_0}$ subordinate to the intervals $\{I_k\}_{k=-k'_0}^{k_0}$ such that $-r \in I_{-k'_0+1}$, $r \in I_{k_0-1}$ and $[-r, r] \subset \bigcup_{k=-k'_0+1}^{k_0-1} I_k$ (these objects depend also on the indices of the functions but we drop the dependence). Let $\psi_{(1, \ell)}$ be a function such that

$$\begin{aligned} \psi_{(1, \ell)} &= 1 && \text{on } \{a + (x, y) : |y - f_{(1, \ell)}(x)| < r_\ell/32, |x| \leq r\}, \\ \psi_{(1, \ell)} &= 0 && \text{on } \{a + (x, y) : |y - f_{(1, \ell)}(x)| > r_\ell/16, |x| \leq r\}, \end{aligned} \quad (5.62)$$

$0 \leq \psi_{(1, \ell)} \leq 1$ and $\sup(r_\ell |\nabla \psi_{(1, \ell)}|) \leq c$ where c is an absolute constant. Such $\psi_{(1, \ell)}$ can be constructed due to the definition of $f_{(1, \ell)}$. We then use (5.23) with $\tilde{\zeta}_k \psi_{(1, \ell)} \phi$ in place of ϕ there. Note that the projection of $U_{r_\ell}(z_k)$ to the x -axis is I_k in this case, and we have $\tilde{\zeta}_k \psi_{(1, \ell)} \phi \in C_c^1(U_{r_\ell}(z_k))$ for each $k = -k'_0 + 1, \dots, k_0 - 1$ and for sufficiently large ℓ

$$\left| \int_{B_{r_\ell}(z_k)} \tilde{\zeta}_k \psi_{(1, \ell)} \phi d\|\partial \mathcal{E}_{j_\ell}\| - \int_{B_{r_\ell}(z_k) \cap L_k} \tilde{\zeta}_k \psi_{(1, \ell)} \phi d\mathcal{H}^1 \right| \leq \epsilon_\ell r_\ell. \quad (5.63)$$

By the definition (5.52) and the subsequent discussion, within $U_{r_\ell}(z_k)$, the distance between L_k and the graph of $f_{(1, \ell)}$ is within $c\epsilon_\ell r_\ell$ and the difference of the derivatives is within $c\epsilon_\ell$ (with absolute constant c), so that we may estimate as

$$\left| \int_{B_{r_\ell}(z_k) \cap L_k} \tilde{\zeta}_k \psi_{(1, \ell)} \phi d\mathcal{H}^1 - \int_{B_{r_\ell}(z_k) \cap \text{graph } f_{(1, \ell)}} \tilde{\zeta}_k \psi_{(1, \ell)} \phi d\mathcal{H}^1 \right| \leq c(\|\phi\|_{C^1}) \epsilon_\ell r_\ell. \quad (5.64)$$

Now, summing over k and using the fact that $\sum \tilde{\zeta}_k = 1$ and $\psi_{(1, \ell)} = 1$ on $\text{graph } f_{(1, \ell)}$, we obtain from (5.63) and (5.64) that

$$\left| \int \psi_{(1, \ell)} \phi d\|\partial \mathcal{E}_{j_\ell}\| - \int_{\text{graph } f_{(1, \ell)}} \phi d\mathcal{H}^1 \right| \leq c(\|\phi\|_{C^1}) \epsilon_\ell r, \quad (5.65)$$

where we used $(k_0 + k'_0)r_\ell \leq cr$ with an absolute constant (for example, we may take $c = 5$). Now, suppose that $\nu'_\ell \geq \nu + 1$ for large ℓ . Then, we can obtain (5.65) for each $f_{(1, \ell)}, \dots, f_{(\nu+1, \ell)}$, and summing over $i = 1, \dots, \nu + 1$, we have (with $\psi_{(2, \ell)}, \dots, \psi_{(\nu+1, \ell)}$ being the corresponding cut-off

functions for graphs of $f_{(2,\ell)}, \dots, f_{(\nu+1,\ell)}$

$$\left| \int \sum_{i=1}^{\nu+1} \psi_{(i,\ell)} \phi d\|\partial\mathcal{E}_{j_\ell}\| - \sum_{i=1}^{\nu+1} \int_{\text{graph } f_{(i,\ell)}} \phi d\mathcal{H}^1 \right| \leq c(\nu, \|\phi\|_{C^1}) \epsilon_\ell r. \quad (5.66)$$

We choose ϕ which is a smooth approximation to the characteristic function of the set $\{a + (x, y) : |y| < 2c_7 r, |x| < r\}$ but which has a compact support within the same set. We may assume that the graphs of $f_{(1,\ell)}, \dots, f_{(\nu+1,\ell)}$ are within $\{a + (x, y) : |y| < 3c_7 r/2\}$ and we can make sure that the following inequality holds:

$$\sum_{i=1}^{\nu+1} \int_{\text{graph } f_{(i,\ell)}} \phi d\mathcal{H}^1 \geq 2r(\nu + 3/4). \quad (5.67)$$

On the other hand, since the supports of $\psi_{(1,\ell)}, \dots, \psi_{(\nu+1,\ell)}$ are mutually disjoint, (5.29) implies

$$\limsup_{\ell \rightarrow \infty} \int \sum_{i=1}^{\nu+1} \psi_{(i,\ell)} \phi d\|\partial\mathcal{E}_{j_\ell}\| \leq \int \phi d\|\partial\mathcal{E}_{j_\ell}\| \leq 2r(\nu + 1/2). \quad (5.68)$$

Then (5.66)-(5.68) lead to a contradiction as $\ell \rightarrow \infty$. Thus we proved $\nu'_\ell \leq \nu$. To see that $\nu'_\ell = \nu$, assume otherwise, that is, $\nu'_\ell \leq \nu - 1$. This time, we choose ϕ which is a smooth approximation to the characteristic function of the set $\{a + (x, y) : |y| < 2c_7, |x| < r/2\}$ but which has a compact support within the same set. We may assume that the slopes of $f_{(1,\ell)}, \dots, f_{(\nu'_\ell,\ell)}$ are small by restricting c_6 and c_7 and we can make sure that

$$\sum_{i=1}^{\nu'_\ell} \int_{\text{graph } f_{(i,\ell)}} \phi d\mathcal{H}^1 \leq r(\nu'_\ell + 1/4) \leq r(\nu - 3/4). \quad (5.69)$$

By (5.59), on the other hand, we have

$$\liminf_{\ell \rightarrow \infty} \int \sum_{i=1}^{\nu'_\ell} \psi_{(i,\ell)} \phi d\|\partial\mathcal{E}_{j_\ell}\| = \lim_{\ell \rightarrow \infty} \int_{\tilde{Z}_\ell} \phi d\mathcal{H}^1 = \int \phi d\mu. \quad (5.70)$$

By (5.28) and choosing an appropriate ϕ to begin with, we may assume

$$\int \phi d\mu \geq r(\nu - 2/3). \quad (5.71)$$

Since we have (5.66) with $\nu + 1$ there replaced by ν'_ℓ , (5.69)-(5.71) lead to a contradiction, which proves $\nu'_\ell = \nu$ at last.

Thus, for sufficiently large ℓ , we have (5.66) with $\nu + 1$ there replaced by ν , and we may assume that $f_{(1,\ell)} < f_{(2,\ell)} < \dots < f_{(\nu,\ell)}$ for $|x| \leq r$. These functions satisfy (5.54), and by Arzelà-Ascoli theorem (with a slight modification of the proof due to the vanishing error ϵ_ℓ), there exists a subsequence denoted by the same index converging in the C^1 norm and the limit $C^{1,1/2}$ functions $f_1 = \lim_{\ell \rightarrow \infty} f_{(1,\ell)} \leq \dots \leq f_\nu = \lim_{\ell \rightarrow \infty} f_{(\nu,\ell)}$ defined on $|x| \leq r$. Because of the uniform C^1 convergence and by (5.66) (with ν in place of $\nu + 1$), we proved (5.61) as well as (5.31). Lastly, we prove that the limit functions are in $W^{2,2}$. We prove that for any $\phi \in C_c^2((-r, r))$ and for any

$i = 1, \dots, \nu$, we have

$$\int \phi' \frac{f'_i}{\sqrt{1 + (f'_i)^2}} dx \leq \left(\frac{c_6}{r} \int \phi^2 \sqrt{1 + (f'_i)^2} dx \right)^{\frac{1}{2}}. \quad (5.72)$$

This proves that $f'_i/\sqrt{1 + (f'_i)^2}$ has the weak derivative in L^2 , and which shows that $f_i \in W^{2,2}$. Assume $i = 1$ and the other cases are similar. By the C^1 convergence, we have

$$\int \phi' \frac{f'_1}{\sqrt{1 + (f'_1)^2}} dx = \lim_{\ell \rightarrow \infty} \int \phi' \frac{f'_{(1,\ell)}}{\sqrt{1 + (f'_{(1,\ell)})^2}} dx. \quad (5.73)$$

Fix a large ℓ . We go back to the argument and notation following (5.61). Since $\sum \tilde{\zeta}_k = 1$, we have

$$\int \phi' \frac{f'_{(1,\ell)}}{\sqrt{1 + (f'_{(1,\ell)})^2}} dx = \sum_{k=-k'_0}^{k_0} \int_{I_k} \tilde{\zeta}_k \phi' \frac{f'_{(1,\ell)}}{\sqrt{1 + (f'_{(1,\ell)})^2}} dx. \quad (5.74)$$

On each I_k , by (5.53),

$$\left| \int_{I_k} \tilde{\zeta}_k \phi' \frac{f'_{(1,\ell)}}{\sqrt{1 + (f'_{(1,\ell)})^2}} dx - \int_{I_k} \tilde{\zeta}_k \phi' \frac{g'_k}{\sqrt{1 + (g'_k)^2}} dx \right| \leq c(\sup |\phi'|) \epsilon_\ell r_\ell. \quad (5.75)$$

Recall that graph g_k represents L_k , and the $(1,2)$ -component of the orthogonal projection to the tangent space of L_k is given by $g'_k/(1 + (g'_k)^2)$. Thus, in terms of the language of varifold,

$$\int_{I_k} \tilde{\zeta}_k \phi' \frac{g'_k}{\sqrt{1 + (g'_k)^2}} dx = \int_{\mathbf{G}_1(U_{r_\ell}(z_k))} \tilde{\zeta}_k(x) \phi'(x) \tilde{S}_{12} d(|L_k|)(z, \tilde{S}), \quad (5.76)$$

where $z = (x, y)$. Since $\psi_{(1,\ell)} = 1$ on L_k , we have

$$\int_{\mathbf{G}_1(U_{r_\ell}(z_k))} \tilde{\zeta}_k(x) \phi'(x) \tilde{S}_{12} d(|L_k|)(z, \tilde{S}) = \int_{\mathbf{G}_1(U_{r_\ell}(z_k))} \tilde{\zeta}_k(x) \phi'(x) \psi_{(1,\ell)}(z) \tilde{S}_{12} d(|L_k|)(z, \tilde{S}). \quad (5.77)$$

We next use (5.24) to obtain

$$\left| \int_{\mathbf{G}_1(U_{r_\ell}(z_k))} \tilde{\zeta}_k \phi' \psi_{(1,\ell)} \tilde{S}_{12} d(|L_k|) - \int_{\mathbf{G}_1(U_{r_\ell}(z_k))} \tilde{\zeta}_k \phi' \psi_{(1,\ell)} \tilde{S}_{12} d(\partial \mathcal{E}_{j_\ell}) \right| \leq \epsilon_\ell r_\ell. \quad (5.78)$$

For this to be true, we note that $\tilde{\zeta}_k \phi' \psi_{(1,\ell)} \in C_c^1(U_{r_\ell}(z_k))$ and $r_\ell |\nabla(\tilde{\zeta}_k \phi' \psi_{(1,\ell)})|$ can be bounded by a constant depending only on $\|\phi\|_{C^2}$, thus (5.24) is valid with this function for sufficiently large ℓ . By (5.74)-(5.78), and using that $(k_0 + k'_0)r_\ell \leq 5r$, we obtain

$$\left| \int \phi' \frac{f'_{(1,\ell)}}{\sqrt{1 + (f'_{(1,\ell)})^2}} dx - \int_{\mathbf{G}_1(\mathbb{R}^2)} \phi' \psi_{(1,\ell)} \tilde{S}_{12} d(\partial \mathcal{E}_{j_\ell}) \right| \leq 5(c(\sup |\phi'|) + 1) \epsilon_\ell r. \quad (5.79)$$

In particular, (5.73) and (5.79) show

$$\int \phi' \frac{f'_1}{\sqrt{1 + (f'_1)^2}} dx = \lim_{\ell \rightarrow \infty} \int_{\mathbf{G}_1(\mathbb{R}^2)} \phi' \psi_{(1,\ell)} \tilde{S}_{12} d(\partial \mathcal{E}_{j_\ell}). \quad (5.80)$$

Now $\phi'(x) \psi_{(1,\ell)}(z) = \frac{\partial}{\partial x}(\phi \psi_{(1,\ell)}) - \phi \frac{\partial}{\partial x} \psi_{(1,\ell)}$ and $\nabla \psi_{(1,\ell)}$ is non-zero only on $\{a + (x, y) : r_\ell/32 \leq |y - f_{(1,\ell)}(x)| \leq r_\ell/16\}$ by (5.62). By (5.57), on this set, there is no point of \tilde{Z}_ℓ . Since $\partial \mathcal{E}_{j_\ell} = \tilde{Z}_\ell \cup \tilde{Z}_\ell^c$

and the measure of \tilde{Z}_ℓ^c is negligible as noted in Remark 5.3, we have

$$\lim_{\ell \rightarrow \infty} \int_{\mathbf{G}_1(\mathbb{R}^2)} \phi' \psi_{(1,\ell)} \tilde{S}_{12} d(\partial \mathcal{E}_{j_\ell}) = \lim_{\ell \rightarrow \infty} \int_{\mathbf{G}_1(\mathbb{R}^2)} \left\{ \frac{\partial}{\partial x}(\phi \psi_{(1,\ell)}) \tilde{S}_{12} + \frac{\partial}{\partial y}(\phi \psi_{(1,\ell)}) \tilde{S}_{22} \right\} d(\partial \mathcal{E}_{j_\ell}). \quad (5.81)$$

By the definition of the first variation, we have

$$\int_{\mathbf{G}_1(\mathbb{R}^2)} \left\{ \frac{\partial}{\partial x}(\phi \psi_{(1,\ell)}) \tilde{S}_{12} + \frac{\partial}{\partial y}(\phi \psi_{(1,\ell)}) \tilde{S}_{22} \right\} d(\partial \mathcal{E}_{j_\ell}) = \delta(\partial \mathcal{E}_{j_\ell})((0, \phi \psi_{(1,\ell)})). \quad (5.82)$$

We estimate as in (5.43)-(5.45) with ψ there replaced by $\phi \psi_{(1,\ell)}$, which gives

$$\lim_{\ell \rightarrow \infty} |\delta(\partial \mathcal{E}_{j_\ell})((0, \phi \psi_{(1,\ell)})) - (\Phi_{\varepsilon_{j_\ell}} * \delta(\partial \mathcal{E}_{j_\ell}))((0, \phi \psi_{(1,\ell)}))| = 0. \quad (5.83)$$

In place of (5.46), we obtain (with $U = \text{spt } \phi \psi_{(1,\ell)}$ and (5.26))

$$\begin{aligned} |(\Phi_{\varepsilon_{j_\ell}} * \delta(\partial \mathcal{E}_{j_\ell}))((0, \phi \psi_{(1,\ell)}))| &\leq \left(\int_U \frac{|\Phi_{\varepsilon_{j_\ell}} * \delta(\partial \mathcal{E}_{j_\ell})|^2}{\Phi_{\varepsilon_{j_\ell}} * \|\partial \mathcal{E}_{j_\ell}\| + \varepsilon_{j_\ell} \Omega^{-1}} \right)^{\frac{1}{2}} \left(\int (\phi \psi_{(1,\ell)})^2 (\Phi_{\varepsilon_{j_\ell}} * \|\partial \mathcal{E}_{j_\ell}\| + \varepsilon_{j_\ell} \Omega^{-1}) \right)^{\frac{1}{2}} \\ &\leq (c_6/r)^{1/2} \left(\int (\phi \psi_{(1,\ell)})^2 (\Phi_{\varepsilon_{j_\ell}} * \|\partial \mathcal{E}_{j_\ell}\| + \varepsilon_{j_\ell} \Omega^{-1}) \right)^{\frac{1}{2}}. \end{aligned} \quad (5.84)$$

Since $\phi \psi_{(1,\ell)}$ is bounded, it follows

$$\lim_{\ell \rightarrow \infty} \int (\phi \psi_{(1,\ell)})^2 \varepsilon_{j_\ell} \Omega^{-1} = 0. \quad (5.85)$$

We can also estimate $|\Phi_{\varepsilon_{j_\ell}} * (\phi \psi_{(1,\ell)}) - \phi \psi_{(1,\ell)}|$ as in (5.44) so that

$$\lim_{\ell \rightarrow \infty} \left| \int (\phi \psi_{(1,\ell)})^2 (\Phi_{\varepsilon_{j_\ell}} * \|\partial \mathcal{E}_{j_\ell}\|) - \int (\phi \psi_{(1,\ell)})^2 d\|\partial \mathcal{E}_{j_\ell}\| \right| = 0. \quad (5.86)$$

By the similar argument leading to (5.65) and the C^1 convergence of $f_{(1,\ell)}$ to f_1 , one can prove that

$$\lim_{\ell \rightarrow \infty} \int (\phi \psi_{(1,\ell)})^2 d\|\partial \mathcal{E}_{j_\ell}\| = \int_{\text{graph } f_1} \phi^2 d\mathcal{H}^1. \quad (5.87)$$

Combining (5.80)-(5.87), we obtain (5.72). This concludes the proof of Theorem 5.7. \square

6. PROOF OF MAIN THEOREMS

Finally, we give a proof of Theorem 2.2 and 2.3:

Proof. As stated in Theorem 3.18, for almost all $t \in [0, \infty)$, the limit varifold V_t is integral with locally square-integrable generalized mean curvature, and we have Theorem 5.7 available for this V_t , where $\mu = \|V_t\|$ there. We omit t in the following. By the monotonicity formula (see [20, 17.7] for the precise form we need), the density function $\theta^1(\|V\|, \cdot)$ is an upper semicontinuous function on \mathbb{R}^2 and $\theta^1(\|V\|, x) \geq 1$ for $x \in \text{spt } \|V\|$. Moreover, for any sequence $R_i \rightarrow 0+$ and $z_0 \in \text{spt } \|V\|$, define $F_i(z) := (z - z_0)/R_i$, and consider the sequence $(F_i)_\# V$. By the well-known argument on the existence of tangent cone (see for example [20, Sec. 42]), there exists a subsequence (denoted by the same index) and the limit $\tilde{V} = \lim_{i \rightarrow \infty} (F_i)_\# V$ which is stationary integral varifold and which is homogeneous degree 0. That means that there exist distinct half-lines emanating from the origin M_1, \dots, M_m and integer multiplicities $\theta_1, \dots, \theta_m$ such that $\tilde{V} = \sum_{k=1}^m \theta_k |M_k|$. If $m = 2$, the

stationarity of \tilde{V} implies $\theta_1 = \theta_2$ and M_1 and M_2 are parallel, that is, $\text{spt } \|\tilde{V}\|$ is a line through the origin. If $\theta_1 = 1$, we can apply the Allard regularity theorem [1] and conclude that $\text{spt } \|V\|$ is a $W^{2,2}$ curve in a neighborhood of z_0 . If $\theta_1 \geq 2$, then, we apply Theorem 5.7 to V with $\nu = \theta_1$, $a = z_0$ and $B_{R_i}(a)$. The condition (5.26) is satisfied for all sufficiently large i since $R_i \rightarrow 0+$. We may assume after rotation that M_1 is parallel to the x -axis, and $\text{spt } \|(F_i)_\# V\|$ converges to the x -axis locally in the Hausdorff distance due to the monotonicity formula. Thus (5.27) is satisfied for all large i , and the convergence of $\|(F_i)_\# V\|$ to $\nu \mathcal{H}^1 \llcorner_{\{y=0\}}$ shows that (5.28) and (5.29) are satisfied for all large i . Thus, there exists a neighborhood of z_0 having the description of (5.31), that is, $\text{spt } \|V\|$ is a union of $W^{2,2}$ curves tangent at z_0 . Let $\text{reg } V$ be the set of points where the tangent cone is a line with multiplicity as above, and let $\text{sing } V$ be $\text{spt } \|V\| \setminus \text{reg } V$. This is the set of points where there exists a tangent cone which is not a line, that is, there exists a tangent cone of the form $\tilde{V} = \sum_{k=1}^m \theta_k |M_k|$ with $m \geq 3$. Note that $\text{sing } V$ is a closed set. Moreover, by the following well-known argument, it is a discrete set: Otherwise, there is a sequence $\{z_i\}_{i=1}^\infty \subset \text{sing } V$ converging to $z_0 \in \text{sing } V$. We may consider a map $F_i(z) = (z - z_0)/|z_i - z_0|$ and $(F_i)_\# V$. By the same argument, a subsequence converges to a tangent cone, and we may assume after choosing a further subsequence that $(z_i - z_0)/|z_i - z_0|$ converges to \tilde{z} with $|\tilde{z}| = 1$. But then, $(F_i)_\# V$ approaches to a line with possible multiplicity near \tilde{z} as $i \rightarrow \infty$, which implies from the preceding argument that $(F_i)_\# V$ is regular in a neighborhood of \tilde{z} , and that means that z_i is in $\text{reg } V$, a contradiction.

Next, fix $z_0 \in \text{sing } V$ and after a change of variables, assume $z_0 = 0$. Suppose $\lim_{\ell \rightarrow \infty} (F_i)_\# V = \sum_{k=1}^m \theta_k |M_k|$, where $F_i(z) = z/R_i$ and $R_i \rightarrow 0+$. Assume that M_1, \dots, M_m are ordered counter-clockwise. Let us denote the annulus $\{z : R_i \leq |z| \leq 2R_i\}$ as A_i . Since the convergence is also in the Hausdorff distance for $(F_i)_\# V$, we have $\lim_{i \rightarrow \infty} (R_i)^{-1} d_H(\text{spt } \|V\| \cap A_i, \cup_{k=1}^m M_k \cap A_i) = 0$. Depending only on the smallest angle between the half lines M_1, \dots, M_m , we choose a sufficiently small $\beta > 0$ so that for each $k = 1, \dots, m$ and $\tilde{z} \in M_k \cap \{z : 1 \leq |z| \leq 2\}$, we have $B_{4\beta}(\tilde{z}) \cap M_{k'} = \emptyset$ for all $k' \neq k$. By the stated convergence, we may apply Theorem 5.7 to each $B_{2\beta R_i}(\tilde{z})$ for $\tilde{z} \in M_k \cap A_i$ and conclude that $\|V\|$ in A_i is represented by θ_k graphs over M_k denoted by $f_1^{(k)} \leq \dots \leq f_{\theta_k}^{(k)}$ of $W^{2,2}$ functions near $A_i \cap M_k$. Here, the index is chosen so that $\text{graph } f_1^{(k)}, \dots, \text{graph } f_{\theta_k}^{(k)}$ are ordered counter-clockwise for each $k = 1, \dots, m$ (the “graph over M_k ” means that M_k is identified with the positive x -axis and the graph is considered as $(x, f_1^{(k)}(x))$ and similarly for others with this coordinate). For all large i , these graphs are C^1 close to M_k , so their slopes may be arbitrarily close to that of M_k in A_i by choosing a large i . Recall that we have a sequence $\{\partial \mathcal{E}_{j_\ell}\}$ converging to V and that we may consider Z_ℓ in place of $\{\partial \mathcal{E}_{j_\ell}\}$ due to Remark 5.3. Since $\text{sing } V$ is a discrete set, we may assume $B_{4R_i} \cap \text{sing } V = \{0\}$. We repeat the argument in the proof of Theorem 5.7, with the same notation and with B_{4R_i} in place of $B_{2r}(a)$ there. For each $z \in \text{spt } \|V\| \setminus \{0\} \subset \text{reg } V$, we saw in the proof of Theorem 5.7 that there exists a neighborhood $B_{\epsilon_z}(z)$ and a subsequence $\{Z_{\ell'}\} \subset \{Z_\ell\}$ such that $B_{\epsilon_z}(z) \cap (Z_{\ell'} \setminus Z_{\ell'}^*) = \emptyset$ for all sufficiently large ℓ' , or, there is no triple

junction in a neighborhood. Thus, by a diagonal argument, we may choose a subsequence (denoted by the same index) such that

$$(Z_\ell \setminus Z_\ell^*) \cap (B_{4R_i} \setminus B_\epsilon) = \emptyset \text{ for all sufficiently large } \ell \text{ for each fixed } \epsilon \in (0, R_i) \quad (6.1)$$

and we consider this subsequence in the following. For the construction of the approximate $C^{1,1/2}$ curves with junctions, we start in the neighborhood of $A_i \cap M_k$. As we saw in the Step 3 of the proof of Theorem 5.7, in A_i , we may construct $C^{1,1/2}$ functions $f_{(1,\ell)}^{(k)} < \dots < f_{(\theta_k,\ell)}^{(k)}$ over $M_k \cap A_i$ each of which converges to $W^{2,2}$ functions $f_1^{(k)}, \dots, f_{\theta_k}^{(k)}$ in C^1 topology as $\ell \rightarrow \infty$. Thus we have

$$\|V\|_{\mathcal{L}_{A_i}} = \sum_{k=1}^m \sum_{j=1}^{\theta_k} \mathcal{H}^1 \llcorner_{A_i \cap \text{graph } f_j^{(k)}}. \quad (6.2)$$

Consider in particular M_1 and $f_\ell^* := f_{(\theta_1,\ell)}^{(1)}$ and for convenience, consider the coordinate system so that M_1 is the positive x -axis. We may continue choosing line segments to extend the graph f_ℓ^* in the negative direction until (a) the exit from B_{2R_i} occurs or (b) the encounter with a triple junction occurs. Note that (a) is not possible: for a contradiction, this would mean that we can construct f_ℓ^* for $x \in [-R_i, 2R_i]$ with the property that (see (5.55))

$$Z_\ell \cap \{(x, y) : |y - f_\ell^*(x)| \leq r_\ell/4, x \in [-R_i, 2R_i]\} \subset \{(x, y) : |y - f_\ell^*(x)| \leq c_9 \epsilon_\ell r_\ell, x \in [-R_i, 2R_i]\},$$

which means that there is an empty horizontal strip devoid of Z_ℓ just above graph f_ℓ^* over $[-R_i, R_i]$ in particular. But then, as one constructs a graph of $f_{(1,\ell)}^{(2)}$ starting near $M_2 \cap A_i$ towards the origin, we would have the following contradiction. Since the angle between graph $f_{(1,\ell)}^{(2)}$ and graph f_ℓ^* is strictly smaller than π (since the angle between M_1 and M_2 is), we cannot extend graph $f_{(1,\ell)}^{(2)}$ past this horizontal strip without having a triple junction. The argument of Step 3 shows that the resulting network of line segments starting from the triple junction encountered by graph $f_{(1,\ell)}^{(2)}$ has to eventually need to approach to this horizontal strip non-tangentially, but that would again be a contradiction. Thus (a) is not possible, and we have the case (b). This implies that there exists $x_\ell := x_{(\theta_1,\ell)}^{(1)} \in [-R_i, R_i]$ such that f_ℓ^* is defined on $[x_\ell, 2R_i]$, and that $(Z_\ell \setminus Z_\ell^*) \cap B_{\epsilon_\ell r_\ell}((x_\ell, f_\ell^*(x_\ell))) \neq \emptyset$. By (6.1), $\lim_{\ell \rightarrow \infty} (x_\ell, f_\ell^*(x_\ell)) = 0$. We can similarly argue that each $f_{(j,\ell)}^{(1)}$ ($j = 1, \dots, \theta_1 - 1$) can be defined on $[x_{(j,\ell)}^{(1)}, 2R_i]$ with $\lim_{\ell \rightarrow \infty} (x_{(j,\ell)}^{(1)}, f_{(j,\ell)}^{(1)}(x_{(j,\ell)}^{(1)})) = 0$. Since we have $C^{1,1/2}$ estimates (5.54) for these functions, there exists a subsequence such that $f_{(j,\ell)}^{(1)}$ converges as $\ell \rightarrow \infty$ to $f_j^{(1)} \in W^{2,2}$ defined on $[0, 2R_i]$ with respect to the $C^1([\epsilon, 2R_i])$ -norm for fixed but arbitrary $\epsilon > 0$ for each $j = 1, \dots, \theta_1$. We can make sure that $\sup_{x \in [0, 2R_i]} |(f_j^{(1)})'(x)|$ is small due to (5.54) for each $j = 1, \dots, \theta_1$. Moreover, we claim that $(f_j^{(1)})'(0) = 0$. Otherwise, note that $\lim_{i' \rightarrow \infty} (F_{i'})_\# V$ would have to have a half-line with slope given by $(f_j^{(1)})'(0) \neq 0$ with respect to the x -axis, which is different from any of M_1, \dots, M_m , a contradiction. In summary, we may conclude the following: for arbitrary $\epsilon \in (0, R_i)$, $C^{1,1/2}$ functions $f_{(1,\ell)}^{(1)} < \dots < f_{(\theta_1,\ell)}^{(1)}$ satisfy

$$\lim_{\ell \rightarrow \infty} \|f_{(j,\ell)}^{(1)} - f_j^{(1)}\|_{C^1([\epsilon, 2R_i])} = 0, \quad (6.3)$$

$$Z_\ell \cap \{(x, y) : |y - f_{(j,\ell)}^{(1)}(x)| \leq r_\ell/4, x \in [\epsilon, 2R_i]\} \subset \{(x, y) : |y - f_{(j,\ell)}^{(1)}(x)| \leq c_9\epsilon_\ell r_\ell, x \in [\epsilon, 2R_i]\}, \quad (6.4)$$

and

$$(f_j^{(1)})'(0) = 0 \quad (6.5)$$

for $j = 1, \dots, \theta_1$. The similar conclusion follows near M_2, \dots, M_m as well. We next claim that $Z_\ell \cap \{z : \epsilon \leq |z| \leq R_i\}$ is all included in the $c_9\epsilon_\ell r_\ell$ -neighborhood of $\cup_{k=1}^m \cup_{j=1}^{\theta_k} \text{graph } f_{(j,\ell)}^{(k)}$. Otherwise, we have a sequence $z_\ell \in Z_\ell \cap \{z : \epsilon \leq |z| \leq R_i\}$ outside of the neighborhood. We can construct a $C^{1,1/2}$ curve with small slope variation starting from z_ℓ , and since there is no point of $Z_\ell \setminus Z_\ell^*$ within $B_{4R_i} \setminus B_\epsilon$ by (6.1) and it has to be disjoint from $\cup_{j,k} \text{graph } f_{(j,\ell)}^{(k)}$, one can argue that this curve denoted by Q_ℓ is close to a straight line intersecting ∂B_ϵ and ∂B_{2R_i} . In particular, $\lim_{\ell \rightarrow \infty} \mathcal{H}^1 \llcorner_{A_i \cap Q_\ell}$ contributes positively to $\|V\|$ on A_i and we can argue that

$$\|V\| \llcorner_{A_i} > \sum_{k=1}^m \sum_{j=1}^{\theta_k} \mathcal{H}^1 \llcorner_{A_i \cap \text{graph } f_j^{(k)}}.$$

But this is a contradiction to (6.2). Thus, we have the conclusion. Since Z_ℓ is covered by $c_9\epsilon_\ell r_\ell$ -neighborhood of $\cup_{j,k} \text{graph } f_{(j,\ell)}^{(k)}$, the same argument proving (5.61) shows

$$\|V\| = \sum_{k=1}^m \sum_{j=1}^{\theta_k} \mathcal{H}^1 \llcorner_{\text{graph } f_j^{(k)}} \quad \text{on } B_{2R_i}. \quad (6.6)$$

In fact, one shows (6.6) on $B_{2R_i} \setminus B_\epsilon$ for arbitrary $\epsilon > 0$ first, which is enough to conclude the claim on B_{2R_i} .

Finally we prove that the angle between the neighboring lines M_k and M_{k+1} is either 60 or 120 degrees. It is enough to consider the case of M_1 and M_2 , and let us identify M_1 with the positive x -axis. As we saw already, we have a sequence of $C^{1,1/2}$ functions $f_\ell^* := f_{(\theta_1,\ell)}^{(1)}$ defined on $[x_\ell, 2R_i]$ (where $x_\ell := x_{(\theta_1,\ell)}^{(1)}$) with $(Z_\ell \setminus Z_\ell^*) \cap B_{\epsilon_\ell r_\ell}((x_\ell, f_\ell^*(x_\ell))) \neq \emptyset$. Moreover, since $(f_{\theta_1}^{(1)})'(0) = 0$, one can show that $\lim_{\ell \rightarrow \infty} (f_\ell^*)'(x_\ell) = 0$. Starting from $(x_\ell, f_\ell^*(x_\ell))$, one can construct two curves approximating Z_ℓ again. Follow the curve going up in the direction of $(-1, \sqrt{3})$ denoted by C_ℓ , and note that the angle between C_ℓ and M_1 (x -axis) at $(x_\ell, f_\ell^*(x_\ell))$ approaches to 120 degrees as $\ell \rightarrow \infty$. We consider the following three cases, (a), (b), (c).

(a) Suppose that for each ℓ , C_ℓ extends without encountering a triple junction until it exits from B_{2R_i} for all large ℓ . By the estimate of (5.54), there is a limit curve C_∞ of C_ℓ which contributes to $\|V\|$, and it has to be one of $\text{graph } f_j^{(k)}$. In fact, C_∞ has to be $\text{graph } f_1^{(2)}$. This is because of the following. Consider the connected component of

$$B_{R_i} \cap \left(\{z : c_9\epsilon_\ell r_\ell < d(z, C_\ell) < r_\ell/4\} \cup \{(x, y) : c_9\epsilon_\ell r_\ell < y - f_\ell^*(x) < r_\ell/4, x \in [x_\ell, R_i]\} \right).$$

This looks like a wedge-shaped strip of width $(1/4 - c_9\epsilon_\ell)r_\ell$ just above $\text{graph } f_\ell^* \cup C_\ell$, and due to the construction of f_ℓ^* and C_ℓ (see (6.4)), it does not contain any point of Z_ℓ . This implies that there is no point of Z_ℓ in the set bounded by this wedge-shaped strip and ∂B_{R_i} (and between M_1 and M_2),

since otherwise we should be able to construct a curve (and possibly a network) approximating Z_ℓ . Then, arguing as in Step 3 in the proof of Theorem 5.7, this has to cross this wedge-shaped strip, but that is not possible. Thus there cannot be any point of $\text{spt } \|V\|$ in the region bounded by graph $f_{\theta_1}^{(1)}$, C_∞ and ∂B_{R_i} , and C_∞ has to be graph $f_1^{(2)}$. This also shows that the angle between M_2 and M_1 has to be 120 degrees.

(b) Suppose that for each ℓ , as one extends C_ℓ by choosing line segments, C_ℓ meets some point of $Z_\ell \setminus Z_\ell^*$ (an encounter with a triple junction). Because of (6.1), this point has to converge to the origin as $\ell \rightarrow \infty$. We can again construct two curves starting from this point for each ℓ , and let \tilde{C}_ℓ be the one going in the direction of (approximately) $(1, \sqrt{3})$. Assume that \tilde{C}_ℓ can be extended without encountering a triple junction and exits from B_{2R_i} . In this case, note that the length of C_ℓ approaches to 0 as $\ell \rightarrow \infty$ and the slope of \tilde{C}_ℓ at the junction approaches to $\sqrt{3}$. By arguing as in the case (a), we can prove that the limit curve \tilde{C}_∞ has to be graph $f_1^{(2)}$, proving that the angle between M_1 and M_2 is 60 degrees.

(c) Continuing from (b), we consider the possibility that \tilde{C}_ℓ encounters another triple junction. There, we can again construct two curves starting from this point, and we follow the curve \hat{C}_ℓ going to the right. Just to visualize the setting, imagine that we “walk” on graph f_ℓ^* in the negative x direction, then, at the triple junction $(x_\ell, f_\ell^*(x_\ell))$, turn 60 degrees to the right, and walk along C_ℓ . Then at another triple junction, we turn 60 degrees to the right again and walk along \tilde{C}_ℓ . In the present case, we assume that we encounter another triple junction, and turn right by 60 degrees, and walk along \hat{C}_ℓ . All these triple junctions converge to the origin as $\ell \rightarrow \infty$ by (6.1). Note that \hat{C}_ℓ has to be almost parallel to the x -axis and we would be walking in the positive x direction. If \hat{C}_ℓ can be extended without triple junction until it exits from B_{2R_i} , this means that we have another curve above graph $f_{(\theta_1, \ell)}^{(1)}$ of Z_ℓ , and the limit \hat{C}_∞ of \hat{C}_ℓ will be a curve tangent to M_1 at the origin which contribute to $\|V\|$ in addition to $f_1^{(1)}, \dots, f_{\theta_1}^{(1)}$. This would be a contradiction to (6.6). Thus, \hat{C}_ℓ has to encounter a triple junction. But then, just as in the argument of Step 3, the resulting curve (or network) starting from this triple junction has to go down in the negative y direction until it intersects graph $f_{(\theta_1, \ell)}^{(1)}$, but that is not possible. To sum up, the case (c) actually does not occur, and we have either (a) or (b), proving the desired angle condition.

The proof of Theorem 2.2 is now complete, by rotating the coordinate so that M_1 is the positive x -axis. The equality (2.7) follows immediately from the fact that the tangent cone is stationary. The proof of Theorem 2.3 ($N = 2$ case) can be completed by reviewing the present proof. The point is that, if $N = 2$ we have $Z_\ell = Z_\ell^*$ due Lemma 5.5 with $N = 2$, that is, there is no triple junction in Z_ℓ . Then, the above analysis around $\text{sing } V$ shows that the tangent cone has to be a line without junction and $\text{sing } V$ is empty. \square

Lemma 6.1. Suppose that $\{V_t^i\}_{t \in I}$ ($i \in \mathbb{N}$) is a sequence of 1-dimensional Brakke flows in $U_R(a) \times I$ (I is an interval) such that $\sup_{i \in \mathbb{N}} \sup_{t \in I} \|V_t^i\|(U_R(a)) < \infty$ and such that the property stated in

Theorem 2.2 (resp. 2.3) holds true in $U_R(a)$ for a.e. $t \in I$. Then there exist a subsequence (denoted by the same index) and a Brakke flow $\{V_t\}_{t \in I}$ such that $\lim_{i \rightarrow \infty} \|V_t^i\| = \|V_t\|$ in $U_R(a)$ for all $t \in I$ and V_t satisfies Theorem 2.2 (resp. 2.3) for a.e. $t \in I$.

Proof. One can find the proof of compactness (the existence of convergent subsequence and the limit being a Brakke flow) in [12, 24] so we only discuss the limit satisfying the regularity property. For any non-negative function $\phi \in C_c^2(U_R(a))$ and $t_1 < t_2$ in I , by (2.3) and (2.4),

$$\begin{aligned} \|V_t^i\|(\phi) \Big|_{t=t_1}^{t_2} &\leq \int_{t_1}^{t_2} \int_{U_R(a)} |\nabla \phi| |h^i| - \phi |h^i|^2 d\|V_t^i\| dt \leq \int_{t_1}^{t_2} \int_{U_R(a)} \frac{|\nabla \phi|^2}{2\phi} - \frac{1}{2} \phi |h^i|^2 d\|V_t^i\| dt \\ &\leq (t_2 - t_1) \sup \|\nabla^2 \phi\| \sup_{t \in I} \|V_t^i\|(\text{spt} \phi) - \frac{1}{2} \int_{t_1}^{t_2} \int_{U_R(a)} \phi |h^i|^2 d\|V_t^i\| dt, \end{aligned} \quad (6.7)$$

where $h^i = h(\cdot, V_t^i)$ and we used $ab \leq \frac{1}{2}(a^2 + b^2)$ and $|\nabla \phi|^2/\phi \leq 2 \sup \|\nabla^2 \phi\|$. By Fatou's Lemma and the given uniform bound, we have

$$\int_{t_1}^{t_2} \liminf_{i \rightarrow \infty} \left(\int_{U_R(a)} \phi |h^i|^2 d\|V_t^i\| \right) dt < \infty. \quad (6.8)$$

Thus, for a.e. $t \in I$, we can choose a subsequence (denoted by the same index) such that the L^2 norm of h^i is uniformly bounded on a compactly supported domain in $U_R(a)$. Consider $t \in I$ such that such a subsequence exists and additionally assume that the regularity property described in Theorem 2.2 holds, which is true for a.e. t . By the lower semicontinuity argument, the limit V_t has also $h(\cdot, V_t) \in L_{loc}^2(\|V_t\|)$ for such t and we may also assume that V_t is integral for this t (since we already know that V_t is integral for a.e. t). For any $z_0 \in \text{spt} \|V_t\|$, a tangent cone exists, which consists of a finite number of half-lines with integer multiplicities. Let $F_i(z) := (z - z_0)/r_i$, where $(F_i)_\# V_t$ converges to a tangent cone. We can choose a further subsequence $\{V_t^i\}_{i \in \mathbb{N}}$ (with the same index) so that $(F_i)_\# V_t^i$ also converges to the same tangent cone as $i \rightarrow \infty$. Since $\int_{B_{r_i}(z_0)} |h^i|^2 d\|V_t^i\|$ is uniformly bounded and due to the regularity property of V_t^i , the variation of the slope of tangent line along each curve of $\text{spt} \|V_t^i\|$ in $B_{r_i}(z_0)$ is $O((r_i)^{1/2})$, and any of their junctions are of the type described in Theorem 2.2. The rest of the argument is similar to the one given in the proof of Theorem 2.2. In fact, it is much easier since the converging objects are regular curves V_t^i instead of “approximately regular” curves Z_ℓ . If the tangent cone of V_t at z_0 is a line with multiplicity ν , then, for all sufficiently large i , $\|(F_i)_\# V_t^i\|$ will be close to it in measure in B_1 , and we may conclude that $\text{spt} \|V_t^i\|$ cannot have a junction and it is a union of stacked ν curves of class $W^{2,2}$ with uniform $W^{2,2}$ bound. With the radius fixed at this point and letting $i \rightarrow \infty$, we conclude that V_t is also made up by a stacked $W^{2,2}$ curves near z_0 . If the tangent cone is not a line but a union of half-lines with multiplicities, we know that such point is isolated from the same argument as before. Also $(F_i)_\# V_t^i$ is locally close to half-lines away from the origin for large i , and arguing as before, we can conclude that angles of the tangent cone have to be either 60 or 120 degrees depending on how many triple junctions there are along the curve. We then prove that the limit $\|V_t\|$ near each

half-line is obtained as the limit of graphs of $W^{2,2}$ functions. We omit the detail since the idea is similar. The case of $N = 2$ is simpler since V_t^i is a union of embedded $W^{2,2}$ curves which may be tangent to each other at some point. Since there is a uniform $W^{2,2}$ bound, one can check that V_t cannot have a tangent cone which is not a line. Since any tangent cone is a line with multiplicity, one can show the desired local property. \square

Theorem 2.4 is a direct corollary of Lemma 6.1:

Proof. Any tangent flow is obtained as a limit of parabolically rescaled Brakke flow, and the regularity property in Theorem 2.2 and 2.3 is not affected under the rescaling. Thus Lemma 6.1 shows that the tangent flow has the same property. \square

7. CONCLUDING REMARKS

7.1. Results for Brakke flows in [22]. In Section 2, mainly to avoid confusion, we state results for Brakke flows obtained in [15]. However, since the results are local in nature, the same regularity properties hold true for Brakke flows obtained in [22], where the existence of Brakke flow with fixed boundary condition in a strictly convex domain $U \subset \mathbb{R}^{n+1}$ was established. The proof of the present paper relies on the estimate (3.28), and the same but localized version [22, Proposition 4.13] is available and the proof proceeds by the same argument in the interior of U (with the weight function $\Omega = 1$). Additionally, we recall the following

Theorem 7.1. ([22, Theorem B])

Let $\{V_t\}_{t \in \mathbb{R}^+}$ be a Brakke flow obtained in [22]. Then there exists a sequence of times $\{t_k\}_{k=1}^\infty$ with $\lim_{k \rightarrow \infty} t_k = \infty$ such that the corresponding varifolds $V_k := V_{t_k}$ converge to a stationary integral varifold V_∞ in U such that $(\text{clos}(\text{spt} \|V_\infty\|)) \setminus U = \partial\Gamma_0$.

Here $\partial\Gamma_0$ is the given boundary condition. Since V_∞ is stationary and we are concerned with $n = 1$, by [2], $\text{spt} \|V_\infty\|$ consists of finite line segments with junctions. A corollary of the present paper is the following.

Theorem 7.2. For $n = 1$, the limit V_∞ of Theorem 7.1 has to satisfy the same angle condition at junctions in U , namely, angles at junctions are either 60 or 120 degrees. For $N = 2$, $\text{spt} \|V_\infty\|$ consists of lines with no junction in U .

The proof is by observing that we may choose the sequence $\{t_k\}_{k=1}^\infty$ so that the L^2 curvatures of V_k converge to 0 and so that V_k has the regularity property stated in Theorem 2.2 (or 2.3 if $N = 2$). See [22, Section 7] for the detail of the choice of the sequence. Then the same argument for the proof of Lemma 6.1 shows the claim for V_∞ .

7.2. The higher dimensional case. The present paper does not give any definite conclusion for $n \geq 2$, except for Theorem 4.1 that tells that the approximate MCF $\partial\mathcal{E}_{j_\ell}(t)$ is close to a measure-minimizing regular cluster in a small length scale of $o(1/j_\ell^2)$ for a.e. t . Even though we have the L^2 bound of smoothed mean curvature vector of $\partial\mathcal{E}_{j_\ell}$, unlike the case of $n = 1$, it does not provide enough control of the converging n -dimensional surfaces. It still raises a natural question as to what is the additional regularity property of the Brakke flow obtained in [15, 22]. As a closely related result, the measure-theoretic closure of smooth MCF of clusters is studied in [19], where it is proved that such class is compact under a set of natural assumptions. Formally, a major difficulty of pursuing the similar line of idea for the present case is that $\partial\mathcal{E}_{j_\ell}(t)$ satisfies the approximate Brakke's inequality for test functions which cannot vary within the length scale of $o(1/j_\ell)$ (see (3.24) which is an approximate Brakke's inequality and the definition of the class of test functions \mathcal{A}_j). Because of this restriction, we cannot fully utilize the aspect that $\partial\mathcal{E}_{j_\ell}(t)$ is an approximate MCF. On the other hand, it seems reasonable to expect that certain “unstable” singularity cannot persist in time in general.

7.3. Further regularity results. The present paper narrows down the possibility of angles of junctions to 0, 60 and 120 degrees, but this does not necessarily mean that they all actually appear for a set of times with positive Lebesgue measure. In fact, except for triple junctions of 120 degrees with unit density, we expect that the other types of junctions should not persist in time and are likely to break up into triple junctions immediately. Also, higher multiplicity should not persist as well, since setting the multiplicity equal to 1 simply reduces the total mass of varifold and Brakke's formulation should not pose serious difficulty doing so. It may be the case that certain restarting procedure is necessary to obtain a “better” Brakke flow which is a network with triple junctions with unit density for a.e. t .

REFERENCES

- [1] W. K. ALLARD, *On the first variation of a varifold*, Ann. of Math. (2), 95 (1972), pp. 417–491.
- [2] W. K. ALLARD AND F. J. ALMGREN, *The structure of stationary one dimensional varifolds with positive density*, Invent. Math., 34 (1976), pp. 83–97.
- [3] F. J. ALMGREN, JR., *Existence and regularity almost everywhere of solutions to elliptic variational problems with constraints*, Mem. Amer. Math. Soc., 4 (1976), pp. viii+199.
- [4] L. AMBROSIO, N. FUSCO, AND D. PALLARA, *Functions of bounded variation and free discontinuity problems*, Oxford Mathematical Monographs, The Clarendon Press, Oxford University Press, New York, 2000.
- [5] K. A. BRAKKE, *The motion of a surface by its mean curvature*, vol. 20 of Mathematical Notes, Princeton University Press, Princeton, N.J., 1978.
- [6] L. BRONSARD AND F. REITICH, *On three-phase boundary motion and the singular limit of a vector-valued Ginzburg-Landau equation*, Arch. Rational Mech. Anal., 124 (1993), pp. 355–379.
- [7] H. FEDERER, *Geometric measure theory*, Die Grundlehren der mathematischen Wissenschaften, Band 153, Springer-Verlag New York Inc., New York, 1969.
- [8] J. FISCHER, S. HENSEL, T. LAUX, AND T. SIMON, *The local structure of the energy landscape in multiphase mean curvature flow: Weak-strong uniqueness and stability of evolutions*, arXiv:2003.05478, (2020).
- [9] M. GAGE AND R. S. HAMILTON, *The heat equation shrinking convex plane curves*, J. Differential Geom., 23 (1986), pp. 69–96.

- [10] M. GÖSSWEIN, J. MENZEL, AND A. PLUDA, *Existence and uniqueness of the motion by curvature of regular networks*, arXiv:2003.09962, (2020).
- [11] M. A. GRAYSON, *The heat equation shrinks embedded plane curves to round points*, J. Differential Geom., 26 (1987), pp. 285–314.
- [12] T. ILMANEN, *Elliptic regularization and partial regularity for motion by mean curvature*, Mem. Amer. Math. Soc., 108 (1994), pp. x+90.
- [13] T. ILMANEN, A. NEVES, AND F. SCHULZE, *On short time existence for the planar network flow*, J. Differential Geom., 111 (2019), pp. 39–89.
- [14] K. KASAI AND Y. TONEGAWA, *A general regularity theory for weak mean curvature flow*, Calc. Var. Partial Differential Equations, 50 (2014), pp. 1–68.
- [15] L. KIM AND Y. TONEGAWA, *On the mean curvature flow of grain boundaries*, Ann. Inst. Fourier (Grenoble), 67 (2017), pp. 43–142.
- [16] A. MAGNI, C. MANTEGAZZA, AND M. NOVAGA, *Motion by curvature of planar networks, II*, Ann. Sc. Norm. Super. Pisa Cl. Sci. (5), 15 (2016), pp. 117–144.
- [17] C. MANTEGAZZA, M. NOVAGA, A. PLUDA, AND F. SCHULZE, *Evolution of networks with multiple junctions*, arXiv:1611.08254, (2016).
- [18] C. MANTEGAZZA, M. NOVAGA, AND V. M. TORTORELLI, *Motion by curvature of planar networks*, Ann. Sc. Norm. Super. Pisa Cl. Sci. (5), 3 (2004), pp. 235–324.
- [19] F. SCHULZE AND B. WHITE, *A local regularity theorem for mean curvature flow with triple edges*, J. Reine Angew. Math., 758 (2020), pp. 281–305.
- [20] L. SIMON, *Lectures on geometric measure theory*, vol. 3 of Proceedings of the Centre for Mathematical Analysis, Australian National University, Centre for Mathematical Analysis, Canberra, 1983.
- [21] ———, *Cylindrical tangent cones and the singular set of minimal submanifolds*, J. Differential Geom., 38 (1993), pp. 585–652.
- [22] S. STUVARD AND Y. TONEGAWA, *An existence theorem for Brakke flow with fixed boundary conditions*, arXiv:1912.02404, (2019).
- [23] Y. TONEGAWA, *A second derivative Hölder estimate for weak mean curvature flow*, Adv. Calc. Var., 7 (2014), pp. 91–138.
- [24] ———, *Brakke’s mean curvature flow: An introduction*, SpringerBriefs in Mathematics, Springer, Singapore, 2019.
- [25] Y. TONEGAWA AND N. WICKRAMASEKERA, *The blow up method for Brakke flows: networks near triple junctions*, Arch. Ration. Mech. Anal., 221 (2016), pp. 1161–1222.
- [26] B. WHITE, *Stratification of minimal surfaces, mean curvature flows, and harmonic maps*, J. Reine Angew. Math., 488 (1997), pp. 1–35.

CENTER FOR MATHEMATICAL ANALYSIS & COMPUTATION, YONSEI UNIVERSITY, SEOUL 03722 REPUBLIC OF KOREA

E-mail address: lm.kim@yonsei.ac.kr

DEPARTMENT OF MATHEMATICS, TOKYO INSTITUTE OF TECHNOLOGY, TOKYO 152-8551 JAPAN

E-mail address: tonegawa@math.titech.ac.jp