

Structure-Preserving Interpolation of Bilinear Control Systems

Peter Benner* Serkan Gugercin[†] Steffen W. R. Werner[‡]

In this paper, we extend the structure-preserving interpolatory model reduction framework, originally developed for linear systems, to structured bilinear control systems. Specifically, we give explicit construction formulae for the model reduction bases to satisfy different types of interpolation conditions. First, we establish the analysis for transfer function interpolation for single-input single-output structured bilinear systems. Then, we extend these results to the case of multi-input multi-output structured bilinear systems by matrix interpolation. The effectiveness of our structure-preserving approach is illustrated by means of various numerical examples.

Keywords: model reduction, bilinear systems, structure-preserving approximation, structured interpolation.

AMS subject classifications: 30E05, 34K17, 65D05, 93C10, 93A15, 93C35.

1 Introduction

The modeling of various real-world applications and processes results in dynamical control systems usually including nonlinearities. Since linear approximations are very often incapable of capturing all the features of nonlinear systems, they are an insufficient description for use in optimization and controller design. A special class of nonlinear systems are bilinear control systems, which contain the multiplication of control and state variables, i.e., they are linear in state and control separately, but not together [28]. In the last decades, the class of bilinear systems became an essential tool in systems theory. They naturally appear in the modeling process of many physical phenomena, e.g., in the modeling of population, economical, thermal and mechanical dynamics [28, 29], of electrical circuits [2], of plasma devices [30, 31], or of medical processes [34]. Bilinear systems can also result from approximation of general nonlinear systems employing the Carleman linearization process [16, 26]. Moreover, bilinear systems are nowadays often used in the parameter control of partial differential equations (PDEs) [24, 25]. Looking back to the linear case, bilinear systems can be used as a generalizing framework in the modeling of linear stochastic [11] and parameter-varying systems [7, 10, 15], allowing the application of established system-theoretic tools such as model order reduction for those system classes.

*Max Planck Institute for Dynamics of Complex Technical Systems, Sandtorstr. 1, 39106 Magdeburg, Germany.

E-mail: benner@mpi-magdeburg.mpg.de

Otto von Guericke University, Faculty of Mathematics, Universitätsplatz 2, 39106 Magdeburg, Germany.

E-mail: peter.benner@ovgu.de

[†]Department of Mathematics and Computational Modeling and Data Analytics Division, Academy of Integrated Science, Virginia Tech, Blacksburg, VA 24061, USA.

E-mail: gugercin@vt.edu

[‡]Max Planck Institute for Dynamics of Complex Technical Systems, Sandtorstr. 1, 39106 Magdeburg, Germany.

E-mail: werner@mpi-magdeburg.mpg.de

In this paper, we focus on structured bilinear systems. Those structures arise from the underlying physical phenomena. For example, in case of bilinear mechanical systems, one has the bilinear control system defined by

$$\begin{aligned} M\ddot{q}(t) + D\dot{q}(t) + Kq(t) &= \sum_{j=1}^m N_{p,j}q(t)u_j(t) + \sum_{j=1}^m N_{v,j}\dot{q}(t)u_j(t) + B_u u(t), \\ y(t) &= C_p q(t) + C_v \dot{q}(t), \end{aligned} \quad (1)$$

with $M, D, K, N_{p,j}, N_{v,j} \in \mathbb{R}^{n \times n}$ for all $j = 1, \dots, m$, $B_u \in \mathbb{R}^{n \times m}$ and $C_p, C_v \in \mathbb{R}^{p \times n}$. In (1), $q(t) \in \mathbb{R}^n$, $u(t) \in \mathbb{R}^m$, and $y(t) \in \mathbb{R}^p$ denote, respectively, the states (degrees of freedom), inputs (forcing terms), and the outputs (quantities of interest) of the underlying dynamical system. Due to the usual demand for increasing accuracy in applications, the number of differential equations n , describing the dynamics of systems as in (1) quickly increases, resulting in a high demand on computational resources such as time and memory. One remedy is model order reduction: a new, *reduced*, system is created, consisting of a significantly smaller number of differential equations than needed to define the original one while still accurately approximating the input-to-output behavior. Then one can use this lower-order approximation as a surrogate model for faster simulations or the design of controllers. The classical (unstructured) bilinear first-order systems are described by the state-space representation

$$\begin{aligned} E\dot{x}(t) &= Ax(t) + \sum_{j=1}^m N_j x(t)u_j(t) + Bu(t), \\ y(t) &= Cx(t), \end{aligned} \quad (2)$$

with $E, A, N_j \in \mathbb{R}^{n \times n}$ for all $j = 1, \dots, m$, $B \in \mathbb{R}^{n \times m}$ and $C \in \mathbb{R}^{p \times n}$. There are different methodologies for model reduction of (2), e.g., the bilinear balanced truncation method [2, 11, 23], different types of moment matching approaches for the underlying multi-variate transfer functions in the frequency domain [3, 5, 14, 17, 18], the interpolation of complete Volterra series [8, 19, 35] or even the construction of reduced-order bilinear systems from frequency data with the bilinear Loewner framework [4, 21].

While it is possible to rewrite (1) into a classical bilinear system (2), the original structure is completely lost, which can lead to undesirable results in terms of accuracy, stability or physical interpretation. Moreover, some other structured bilinear systems, such as those with internal delays (see Section 2.2.2), cannot be represented in the form (2). Therefore, here we develop a structure-preserving model reduction approach for different system structures involving bilinear terms. Following [6], which studied structured linear dynamical systems, our goal is to generalize the structured interpolation approach to a general set of multivariate transfer functions associated with different structured bilinear control systems to preserve the system structure in the reduced-order model. The question we aim to answer is how we can construct an interpolatory reduced-order model of, e.g., (1), that has the same structure. Towards this goal, we develop a structure-preserving interpolation framework for this special class of nonlinear systems, namely the structured bilinear control systems; thus extending the theoretical analysis and computational framework developed by [6] for linear systems to bilinear control systems.

In Section 2, we review the theory for classical first-order bilinear systems and motivate the more general structure, we will consider, via two examples. Section 3 gives subspace construction formulae for interpolatory model reduction bases in the case of single-input single-output (SISO) systems and illustrates the effectiveness of the approach employing two numerical examples. The developed theory is then extended further in Section 4 to the multi-input multi-output (MIMO) case by matrix interpolation. Section 5 concludes the paper.

2 Structured bilinear systems

In this section, we present the basic properties of the structured bilinear systems considered in this paper. To clarify the presentation, we first revisit the unstructured (classical) bilinear control systems as given in (2) and then generalize these concepts to the structured case.

2.1 Revisiting the classical first-order bilinear systems

Given the unstructured bilinear system (2), define $N = [N_1 \ \dots \ N_m]$ and let I_{m^k} be the identity matrix of dimension m^k . Assuming for simplicity E to be invertible, the initial condition $x(0) = 0$, and some additional mild conditions, the output of (2) can be expressed in terms of a Volterra series [33], i.e.,

$$y(t) = \sum_{k=1}^{\infty} \int_0^t \int_0^{t_1} \dots \int_0^{t_{k-1}} g_k(t_1, \dots, t_k) \left(u(t - \sum_{i=1}^k t_i) \otimes \dots \otimes u(t - t_1) \right) dt_k \dots dt_1,$$

where g_k , for $k \geq 1$, is the k -th regular Volterra kernel given by

$$g_k(t_1, \dots, t_k) = C e^{E^{-1} A t_k} \left(\prod_{j=1}^{k-1} (I_{m^{j-1}} \otimes E^{-1} N) (I_{m^j} \otimes e^{E^{-1} A t_{k-j}}) \right) \times (I_{m^{k-1}} \otimes E^{-1} B). \quad (3)$$

Using the multivariate Laplace transform [33], the regular Volterra kernels (3) yield a representation of (2) in the frequency domain by the so-called multivariate regular transfer functions

$$G_k(s_1, \dots, s_k) = C (s_k E - A)^{-1} \left(\prod_{j=1}^{k-1} (I_{m^{j-1}} \otimes N) (I_{m^j} \otimes (s_{k-j} E - A)^{-1}) \right) \times (I_{m^{k-1}} \otimes B), \quad (4)$$

with $s_1, \dots, s_k \in \mathbb{C}$. This compact expression is actually the collection of the different combinations of the bilinear matrices, i.e., we can write (4) as

$$\begin{aligned} G_k(s_1, \dots, s_k) = & [C (s_k E - A)^{-1} N_1 \dots N_1 (s_1 E - A)^{-1} B, \\ & C (s_k E - A)^{-1} N_1 \dots N_2 (s_1 E - A)^{-1} B, \\ & \dots \\ & C (s_k E - A)^{-1} N_1 \dots N_m (s_1 E - A)^{-1} B, \\ & \dots \\ & C (s_k E - A)^{-1} N_m \dots N_m (s_1 E - A)^{-1} B]. \end{aligned} \quad (5)$$

For SISO systems, (4) simplifies to

$$G_k(s_1, \dots, s_k) = C (s_k E - A)^{-1} \left(\prod_{j=1}^{k-1} N (s_{k-j} E - A)^{-1} \right) B.$$

As stated in Section 1, for the unstructured bilinear system case (2), there are already different model reduction techniques. For the structured bilinear systems we consider here, we will concentrate on interpolatory methods.

Note that the assumption of E being invertible is only made for ease of presentation. The interpolation theory and interpolatory properties of the reduced-order model developed in the following sections hold for the general situation, yet the final construction of the reduced-order model might need some additional treatment as in the linear and unstructured bilinear cases; see, e.g., [1, 12, 22].

2.2 Moving from classical to structured bilinear systems

For the transition from unstructured to structured bilinear systems, we start by recalling the case of linear systems. The classical (unstructured) linear dynamical systems are described, in state-space, by

$$\begin{aligned} E \dot{x}(t) &= A x(t) + B u(t), \\ y(t) &= C x(t), \end{aligned}$$

with $E, A \in \mathbb{R}^{n \times n}$, $B \in \mathbb{R}^{n \times m}$ and $C \in \mathbb{R}^{p \times n}$. Assuming the initial condition $Ex(0) = 0$, the Laplace transform maps this problem to the frequency domain:

$$\begin{aligned}(sE - A)X(s) &= BU(s), \\ Y(s) &= CX(s),\end{aligned}\tag{6}$$

where $X(s), U(s)$ and $Y(s)$ denote the Laplace transforms of the time-dependent functions $x(t)$, $u(t)$, and $y(t)$. Inspired by much richer structured systems than (6) appearing in the linear case such as those describing the dynamic response of a viscoelastic body, [6] introduced a more general system of equations in the frequency domain, given by

$$\begin{aligned}\mathcal{K}(s)X(s) &= \mathcal{B}(s)U(s), \\ Y(s) &= \mathcal{C}(s)X(s),\end{aligned}\tag{7}$$

with matrix-valued functions $\mathcal{K}: \mathbb{C} \rightarrow \mathbb{C}^{n \times n}$, $\mathcal{B}: \mathbb{C} \rightarrow \mathbb{C}^{n \times m}$ and $\mathcal{C}: \mathbb{C} \rightarrow \mathbb{C}^{p \times n}$. Note that (7) contains (6) as a special case. Assuming the problem to be regular, i.e., there exists an $s \in \mathbb{C}$ for which the matrix functions are defined and $\mathcal{K}(s)$ is full-rank, the problem (7) leads to the general formulation of structured transfer functions of linear systems

$$G_{\text{lin}}(s) = \mathcal{C}(s)\mathcal{K}(s)^{-1}\mathcal{B}(s),\tag{8}$$

describing the input-to-output behavior in the frequency domain.

Inspired by (8) and the structure of the examples in Sections 2.2.1 and 2.2.2, we consider here a more general, structured formulation of the regular subsystem transfer functions corresponding to structured bilinear systems, namely

$$\begin{aligned}G_k(s_1, \dots, s_k) &= \mathcal{C}(s_k)\mathcal{K}(s_k)^{-1} \left(\prod_{j=1}^{k-1} (I_{m^{j-1}} \otimes \mathcal{N}(s_{k-j})) (I_{m^j} \otimes \mathcal{K}(s_{k-j})^{-1}) \right) \\ &\quad \times (I_{m^{k-1}} \otimes \mathcal{B}(s_1)),\end{aligned}\tag{9}$$

for $k \geq 1$ and where $\mathcal{N}(s) = [\mathcal{N}_1(s) \ \dots \ \mathcal{N}_m(s)]$ with the matrix functions $\mathcal{C}: \mathbb{C} \rightarrow \mathbb{C}^{p \times n}$, $\mathcal{K}: \mathbb{C} \rightarrow \mathbb{C}^{n \times n}$, $\mathcal{B}: \mathbb{C} \rightarrow \mathbb{C}^{n \times m}$, $\mathcal{N}_j: \mathbb{C} \rightarrow \mathbb{C}^{n \times n}$ for $j = 1, \dots, m$. This general formulation includes transfer functions of classical bilinear systems (4) since we can choose

$$\mathcal{C}(s) = C, \quad \mathcal{K}(s) = sE - A, \quad \mathcal{N}(s) = N, \quad \mathcal{B}(s) = B.$$

Sections 2.2.1 and 2.2.2 give two examples of structured system classes that can be formulated in this general setting.

For the construction of *structured reduced-order bilinear models*, we will use the projection approach, i.e., we will construct two model reduction bases $W, V \in \mathbb{C}^{n \times r}$ such that the reduced-order bilinear system quantities will be computed by

$$\widehat{\mathcal{C}}(s) = \mathcal{C}(s)V, \quad \widehat{\mathcal{K}}(s) = W^H \mathcal{K}(s)V, \quad \widehat{\mathcal{B}}(s) = W^H \mathcal{B}(s), \quad \text{and} \quad \widehat{\mathcal{N}}_j(s) = W^H \mathcal{N}_j(s)V,\tag{10}$$

for $j = 1, \dots, m$. The structured reduced-order bilinear control system \widehat{G} is then given by the underlying reduced-order matrices from (10) and with the corresponding structured multivariate subsystem transfer functions

$$\widehat{G}_k(s_1, \dots, s_k) = \widehat{\mathcal{C}}(s_k)\widehat{\mathcal{K}}(s_k)^{-1} \left(\prod_{j=1}^{k-1} (I_{m^{j-1}} \otimes \widehat{\mathcal{N}}(s_{k-j})) (I_{m^j} \otimes \widehat{\mathcal{K}}(s_{k-j})^{-1}) \right) (I_{m^{k-1}} \otimes \widehat{\mathcal{B}}(s_1)),$$

for $k \geq 1$.

2.2.1 Bilinear second-order systems

We revisit the example of second-order bilinear systems (1) given in Section 1. First, we note that (1) can be rewritten in the first-order (unstructured) form (2) by introducing the new state vector $x(t) = [q^\top(t), \dot{q}^\top]^\top$ such that we obtain

$$\underbrace{\begin{bmatrix} J & 0 \\ 0 & M \end{bmatrix}}_E \dot{x}(t) = \underbrace{\begin{bmatrix} 0 & J \\ -K & -D \end{bmatrix}}_A x(t) + \sum_{j=1}^m \underbrace{\begin{bmatrix} 0 & 0 \\ N_{p,j} & N_{v,j} \end{bmatrix}}_{N_j} x(t) u_j(t) + \underbrace{\begin{bmatrix} 0 \\ B_u \end{bmatrix}}_B u(t), \quad (11)$$

$$y(t) = \underbrace{\begin{bmatrix} C_p & C_v \end{bmatrix}}_C x(t),$$

for any invertible matrix $J \in \mathbb{R}^{n \times n}$. For this first-order companion realization (11), we know the frequency domain representation to be given by the multivariate regular transfer functions (4). If we now plug in the structured matrices from (11), we can make use of those special block structures. In general, we obtain

$$(sE - A)^{-1} = \begin{bmatrix} sJ & -J \\ K & sM + E \end{bmatrix}^{-1} \\ = \begin{bmatrix} \frac{1}{s}J^{-1} - \frac{1}{s}(s^2M + sD + K)^{-1}KJ^{-1} & (s^2M + sD + K)^{-1} \\ -(s^2M + sD + K)^{-1}KJ^{-1} & s(s^2M + sD + K)^{-1} \end{bmatrix}$$

for the frequency-dependent center terms and, therefore,

$$N_j(sE - A)^{-1}B = \begin{bmatrix} 0 \\ (N_{p,j} + sN_{v,j})(s^2M + sD + K)^{-1}B_u \end{bmatrix}.$$

Using this, we obtain for the first part of the k -th regular transfer function

$$\left(\prod_{j=1}^{k-1} (I_{m^{j-1}} \otimes N)(I_{m^j} \otimes (s_{k-j}E - A)^{-1}) \right) (I_{m^{k-1}} \otimes B) \\ = \begin{bmatrix} 0 \\ \left(\prod_{j=1}^{k-1} (I_{m^{j-1}} \otimes (N_p + s_{k-j}N_v))(I_{m^j} \otimes (s_{k-j}^2M + s_{k-j}D + K)^{-1}) \right) (I_{m^{k-1}} \otimes B_u) \end{bmatrix},$$

where we used the notion $N_p = [N_{p,1} \ \dots \ N_{p,m}]$ and $N_v = [N_{v,1} \ \dots \ N_{v,m}]$. Multiplication with the remaining terms yields the regular transfer functions of (1) to be written in the form

$$G_k(s_1, \dots, s_k) = (C_p + s_k C_v)(s_k^2M + s_kD + K)^{-1} \left(\prod_{j=1}^{k-1} (I_{m^{j-1}} \otimes (N_p + s_{k-j}N_v)) \right. \\ \left. \times (I_{m^j} \otimes (s_{k-j}^2M + s_{k-j}D + K)^{-1}) \right) (I_{m^{k-1}} \otimes B_u). \quad (12)$$

Having the general formulation of regular transfer functions (9) in mind, we see that we can rewrite (12) in the structured bilinear form (9) by setting

$$\mathcal{C}(s) = C_p + sC_v, \quad \mathcal{K}(s) = s^2M + sD + K, \quad \mathcal{N}(s) = N_p + sN_v, \quad \mathcal{B}(s) = B_u.$$

Now assume that we construct model reduction bases W and V and compute the reduced order model by projection as in (10). This leads to the reduced-order bilinear system

$$\begin{aligned} \hat{\mathcal{C}}(s) &= C_p V + s(C_v V), \\ \hat{\mathcal{K}}(s) &= s^2(W^H M V) + s(W^H D V) + (W^H K V), \\ \hat{\mathcal{N}}(s) &= (W^H N_p (I_m \otimes V)) + s(W^H N_v (I_m \otimes V)), \\ \hat{\mathcal{B}}(s) &= W^H B_u. \end{aligned} \quad (13)$$

Note that the reduced-order bilinear system in (13) has the same structure as the original one and can be viewed as a reduced second-order bilinear system, where the full-order matrices in (1) are simply replaced by the reduced analogues from (13).

2.2.2 Bilinear time-delay systems

Another structured bilinear control system example is the case of bilinear systems with an internal time-delay, i.e.,

$$\begin{aligned} E\dot{x}(t) &= Ax(t) + A_d x(t - \tau) + \sum_{j=1}^m N_j x(t) u_j(t) + Bu(t), \\ y(t) &= Cx(t), \end{aligned}$$

for a delay $0 \leq \tau \in \mathbb{R}$, which has regular transfer functions of the form

$$\begin{aligned} G_k(s_1, \dots, s_k) &= C(s_k E - A - e^{-s_k \tau} A_d)^{-1} \left(\prod_{j=1}^{k-1} (I_{m^{j-1}} \otimes N) \right. \\ &\quad \left. \times (I_{m^j} \otimes (s_{k-j} E - A - e^{-s_{k-j} \tau} A_d)^{-1}) \right) (I_{m^{k-1}} \otimes B); \end{aligned} \quad (14)$$

see [21]. As in the case of the bilinear second-order systems, we see that (14) can be written in the setting of (9) using

$$\mathcal{C}(s) = C, \quad \mathcal{K}(s) = sE - A - e^{-s\tau} A_d, \quad \mathcal{N}(s) = N, \quad \text{and} \quad \mathcal{B}(s) = B.$$

As in Section 2.2.1, once the model reduction bases W and V are constructed, the resulting reduced-order model retains the delay structure of the original system as it is given by

$$\begin{aligned} \hat{\mathcal{C}}(s) &= CV, & \hat{\mathcal{K}}(s) &= s(W^H EV) - (W^H AV) - e^{-s\tau} (W^H A_d V), \\ \hat{\mathcal{N}}(s) &= W^H N(I_m \otimes V), & \hat{\mathcal{B}}(s) &= W^H B. \end{aligned}$$

In Sections 3 and 4, we will show how to construct the model reduction bases W and V such that the structured reduced-order bilinear control system provides interpolation of the full-order subsystems.

3 Interpolation of single-input single-output systems

In this section, we assume the SISO system case, i.e., $m = p = 1$. Therefore, the bilinear part consists of, at most, one term $\mathcal{N} = \mathcal{N}_1$ and the matrix functionals \mathcal{C} and \mathcal{B} map frequency points only onto row and column vectors, respectively. In this setting, the regular transfer functions drastically simplify since (9) can now be written as

$$G_k(s_1, \dots, s_k) = \mathcal{C}(s_k) \mathcal{K}(s_k)^{-1} \left(\prod_{j=1}^{k-1} \mathcal{N}(s_{k-j}) \mathcal{K}(s_{k-j})^{-1} \right) \mathcal{B}(s_1), \quad (15)$$

for $k \geq 1$. In the remainder of this section, we develop the theory for structure-preserving interpolation (both the case of simple and high-order (Hermite) interpolation) and then present numerical examples to illustrate the analysis.

3.1 Structured transfer function interpolation

We want to construct the model reduction bases W and V and the corresponding reduced structured-bilinear system via projection as in (10) such that its leading regular transfer functions

interpolate those of the original one; i.e., $G_k(\sigma_1, \dots, \sigma_k) = \hat{G}_k(\sigma_1, \dots, \sigma_k)$, where $\sigma_1, \dots, \sigma_k \in \mathbb{C}$ are some selected interpolation points.

The following two theorems answer the question of how the model reduction bases V and W can be constructed independent of each other. In other words, the interpolation conditions are satisfied only via V or W , no matter how the respective other matrix is chosen. First, we consider the model reduction basis V .

Theorem 1 (Interpolation via V). *Let G be a bilinear SISO system, described by (15), and \hat{G} the reduced-order bilinear SISO system constructed by (10). Let $\sigma_1, \dots, \sigma_k \in \mathbb{C}$ be interpolation points for which the matrix functions $\mathcal{C}(s)$, $\mathcal{K}(s)^{-1}$, $\mathcal{N}(s)$ and $\mathcal{B}(s)$ are defined and $\hat{\mathcal{K}}(s)$ is full-rank. Construct V using*

$$\begin{aligned} v_1 &= \mathcal{K}(\sigma_1)^{-1} \mathcal{B}(\sigma_1), \\ v_j &= \mathcal{K}(\sigma_j)^{-1} \mathcal{N}(\sigma_{j-1}) v_{j-1}, & 2 \leq j \leq k, \\ \text{span}(V) &\supseteq \text{span}([v_1, \dots, v_k]), \end{aligned}$$

and let W be an arbitrary full-rank truncation matrix of appropriate dimension. Then the subsystem transfer functions of \hat{G} interpolate those of G in the following way:

$$G_1(\sigma_1) = \hat{G}_1(\sigma_1), \quad G_2(\sigma_1, \sigma_2) = \hat{G}_2(\sigma_1, \sigma_2), \quad \dots, \quad G_k(\sigma_1, \dots, \sigma_k) = \hat{G}_k(\sigma_1, \dots, \sigma_k).$$

Proof. First, we note that the constructed vectors are given by

$$\begin{aligned} v_1 &= \mathcal{K}(\sigma_1)^{-1} \mathcal{B}(\sigma_1), \\ v_2 &= \mathcal{K}(\sigma_2)^{-1} \mathcal{N}(\sigma_1) \mathcal{K}(\sigma_1)^{-1} \mathcal{B}(\sigma_1), \\ &\vdots \\ v_k &= \mathcal{K}(\sigma_k)^{-1} \mathcal{N}(\sigma_{k-1}) \mathcal{K}(\sigma_{k-1})^{-1} \dots \mathcal{K}(\sigma_1) \mathcal{B}(\sigma_1), \end{aligned}$$

and that by construction all those vectors are contained in $\text{span}(V)$. Therefore, for the first transfer function we obtain

$$\begin{aligned} \hat{G}_1(\sigma_1) &= \hat{\mathcal{C}}(\sigma_1) \hat{\mathcal{K}}(\sigma_1)^{-1} \hat{\mathcal{B}}(\sigma_1) \\ &= \mathcal{C}(\sigma_1) V (W^H \mathcal{K}(\sigma_1) V)^{-1} W^H \mathcal{B}(\sigma_1) \\ &= \mathcal{C}(\sigma_1) \underbrace{V (W^H \mathcal{K}(\sigma_1) V)^{-1} W^H \mathcal{K}(\sigma_1)}_{=: P_{v_1}} \mathcal{K}(\sigma_1)^{-1} \mathcal{B}(\sigma_1) \\ &= \mathcal{C}(\sigma_1) \mathcal{K}(\sigma_1)^{-1} \mathcal{B}(\sigma_1) \\ &= G_1(\sigma_1), \end{aligned}$$

where we used the fact that P_{v_1} is an oblique projector onto $\text{span}(V)$, i.e., $z = P_{v_1} z$ holds for all $z \in \text{span}(V)$, and that $\mathcal{K}(\sigma_1)^{-1} \mathcal{B}(\sigma_1) = v_1 \in \text{span}(V)$. Considering the second transfer function, we get

$$\begin{aligned} \hat{G}_2(\sigma_1, \sigma_2) &= \hat{\mathcal{C}}(\sigma_2) \hat{\mathcal{K}}(\sigma_2)^{-1} \hat{\mathcal{N}}(\sigma_1) \hat{\mathcal{K}}(\sigma_1)^{-1} \hat{\mathcal{B}}(\sigma_1) \\ &= \mathcal{C}(\sigma_2) V (W^H \mathcal{K}(\sigma_2) V)^{-1} W^H \mathcal{N}(\sigma_1) V (W^H \mathcal{K}(\sigma_1) V)^{-1} W^H \mathcal{B}(\sigma_1) \\ &= \mathcal{C}(\sigma_2) V (W^H \mathcal{K}(\sigma_2) V)^{-1} W^H \mathcal{N}(\sigma_1) \mathcal{K}(\sigma_1)^{-1} \mathcal{B}(\sigma_1) \\ &= \mathcal{C}(\sigma_2) \underbrace{V (W^H \mathcal{K}(\sigma_2) V)^{-1} W^H \mathcal{K}(\sigma_2)}_{=: P_{v_2}} \mathcal{K}(\sigma_2)^{-1} \mathcal{N}(\sigma_1) \mathcal{K}(\sigma_1)^{-1} \mathcal{B}(\sigma_1) \\ &= \mathcal{C}(\sigma_2) \mathcal{K}(\sigma_2)^{-1} \mathcal{N}(\sigma_1) \mathcal{K}(\sigma_1)^{-1} \mathcal{B}(\sigma_1) \\ &= G_2(\sigma_1, \sigma_2), \end{aligned}$$

using the same arguments as for the first transfer function and additionally the construction of v_2 and the oblique projector P_{v_2} . Continuing with this argumentation, the desired result follows by induction over the transfer function index k . \square

The proof of [Theorem 1](#) shows that the recursive construction of the truncation matrix is necessary for the interpolation of higher-order transfer functions. Also, it should be noted that W was an arbitrary full-rank truncation matrix of suitable dimensions but with no additional constraints for the interpolation of (15). [Theorem 2](#) is the counterpart to [Theorem 1](#) by only giving constraints for the left model reduction basis W , while V is now allowed to be arbitrary.

Theorem 2 (Interpolation via W). *Let G , \hat{G} , and the interpolation points $\sigma_1, \dots, \sigma_k \in \mathbb{C}$ be as in [Theorem 1](#). Construct W using*

$$\begin{aligned} w_1 &= \mathcal{K}(\sigma_k)^{-H} \mathcal{C}(\sigma_k)^H, \\ w_j &= \mathcal{K}(\sigma_{k-j+1})^{-H} \mathcal{N}(\sigma_{k-j+1})^H w_{j-1}, & 2 \leq j \leq k, \\ \text{span}(W) &\supseteq \text{span}([w_1, \dots, w_k]), \end{aligned}$$

and let V be an arbitrary full-rank truncation matrix of appropriate dimension. Then the transfer functions of \hat{G} interpolate the transfer functions of G in the following way:

$$G_1(\sigma_k) = \hat{G}_1(\sigma_k), \quad G_2(\sigma_{k-1}, \sigma_k) = \hat{G}_2(\sigma_{k-1}, \sigma_k), \quad \dots, \quad G_k(\sigma_1, \dots, \sigma_k) = \hat{G}_k(\sigma_1, \dots, \sigma_k).$$

Proof. The proof of this theorem follows analogous to the proof of [Theorem 1](#). We only need to note that the left projection space $\text{span}(W)$ involves the $\mathcal{C}(s)$ matrix, which takes always the last argument of G_k into account. Therefore, the order of the interpolation points is reversed and the recursion formula follows the transfer function order going from left to right. The rest follows as in the proof of [Theorem 1](#) by taking the Hermitian conjugate of the matrix functions for the construction. \square

The main difference between [Theorem 1](#) and [Theorem 2](#) is the order in which the interpolation points have to be used. Switching between the two projection schemes leads to a reverse ordering of the interpolation points for the intermediate transfer functions.

The last theorem of this section states now the combination of [Theorem 1](#) and [Theorem 2](#) by two-sided projection.

Theorem 3 (Interpolation by two-sided projection). *Let G and \hat{G} be as in [Theorem 1](#) and let V be constructed as in [Theorem 1](#) for a given set of interpolation points $\sigma_1, \dots, \sigma_k \in \mathbb{C}$ and W as in [Theorem 2](#) for another set of interpolation points $\varsigma_1, \dots, \varsigma_\theta \in \mathbb{C}$, for which the matrix functions $\mathcal{C}(s)$, $\mathcal{K}(s)^{-1}$, $\mathcal{N}(s)$ and $\mathcal{B}(s)$ are defined and $\hat{\mathcal{K}}(s)$ is full-rank. Then the transfer functions of \hat{G} interpolate the transfer functions of G in the following way:*

$$\begin{aligned} G_1(\sigma_1) &= \hat{G}_1(\sigma_1), & G_2(\sigma_1, \sigma_2) &= \hat{G}_2(\sigma_1, \sigma_2), & \dots, & & G_k(\sigma_1, \dots, \sigma_k) &= \hat{G}_k(\sigma_1, \dots, \sigma_k), \\ G_1(\varsigma_\theta) &= \hat{G}_1(\varsigma_\theta), & G_2(\varsigma_{\theta-1}, \varsigma_\theta) &= \hat{G}_2(\varsigma_{\theta-1}, \varsigma_\theta), & \dots, & & G_\theta(\varsigma_1, \dots, \varsigma_\theta) &= \hat{G}_\theta(\varsigma_1, \dots, \varsigma_\theta), \end{aligned} \quad (16)$$

and additionally,

$$G_{q+\eta}(\sigma_1, \dots, \sigma_q, \varsigma_{\theta-\eta+1}, \dots, \varsigma_\theta) = \hat{G}_{q+\eta}(\sigma_1, \dots, \sigma_q, \varsigma_{\theta-\eta+1}, \dots, \varsigma_\theta), \quad (17)$$

for $1 \leq q \leq k$ and $1 \leq \eta \leq \theta$.

Proof. Since the interpolation conditions in (16) follow directly from [Theorem 1](#) and [Theorem 2](#), we only need to prove (17), the mixed interpolation conditions. For q and η as described in the

theorem, we obtain

$$\begin{aligned}
& \widehat{G}_{q+\eta}(\sigma_1, \dots, \sigma_q, \varsigma_{\theta-\eta+1}, \dots, \varsigma_\theta) \\
&= \widehat{\mathcal{C}}(\varsigma_\theta) \widehat{\mathcal{K}}(\varsigma_\theta)^{-1} \left(\prod_{j=1}^{\eta-1} \widehat{\mathcal{N}}(\varsigma_{\theta-j}) \widehat{\mathcal{K}}(\varsigma_{\theta-j})^{-1} \right) \left(\prod_{i=0}^{q-1} \widehat{\mathcal{N}}(\sigma_{q-i}) \widehat{\mathcal{K}}(\sigma_{q-i})^{-1} \right) \widehat{\mathcal{B}}(\sigma_1) \\
&= \widehat{\mathcal{C}}(\varsigma_\theta) \widehat{\mathcal{K}}(\varsigma_\theta)^{-1} \left(\prod_{j=1}^{\eta-1} \widehat{\mathcal{N}}(\varsigma_{\theta-j}) \widehat{\mathcal{K}}(\varsigma_{\theta-j})^{-1} \right) \underbrace{W^H \left(\prod_{i=0}^{q-1} \mathcal{N}(\sigma_{q-i}) \mathcal{K}(\sigma_{q-i})^{-1} \right) \mathcal{B}(\sigma_1)}_{\in \text{span}(V)} \\
&= \underbrace{\mathcal{C}(\varsigma_\theta) \mathcal{K}(\varsigma_\theta)^{-1} \left(\prod_{j=1}^{\eta-1} \mathcal{N}(\varsigma_{\theta-j}) \mathcal{K}(\varsigma_{\theta-j})^{-1} \right)}_{=: h, \ h^H \in \text{span}(W)} \left(\prod_{i=0}^{q-1} \mathcal{N}(\sigma_{q-i}) \mathcal{K}(\sigma_{q-i})^{-1} \right) \mathcal{B}(\sigma_1) \\
&= G_{q+\eta}(\sigma_1, \dots, \sigma_q, \varsigma_{\theta-\eta+1}, \dots, \varsigma_\theta),
\end{aligned}$$

where we used the construction of $\text{span}(V)$ in the third and of $\text{span}(W)$ in the fourth lines as denoted and following the strategy in the proof of [Theorem 1](#). \square

It is an important observation that we can interpolate higher-order transfer functions by only evaluating lower ones for the construction of the model reduction bases. Following [Theorem 3](#), we can in fact interpolate transfer functions up to order $k + \theta$. Also, we recognize that the two-sided projection-based interpolation is able to match $k + \theta + k \cdot \theta$ interpolation conditions at the same time. Those results are similar to the unstructured systems case [\[3\]](#). The special case of identical sets of interpolation points is discussed in the following section regarding Hermite interpolation.

3.2 Hermite interpolation

As in the linear case, we can use the projection framework to interpolate not only the transfer functions but also their derivatives. In the setting of the multivariate transfer function appearing in bilinear systems, this amounts to partial derivatives with respect to the different frequency arguments. For ease of notation, we introduce an abbreviation for partial derivatives

$$\partial_{s_1^{j_1} \dots s_k^{j_k}} f(z_1, \dots, z_k) := \frac{\partial^{j_1 + \dots + j_k} f}{\partial s_1^{j_1} \dots \partial s_k^{j_k}}(z_1, \dots, z_k),$$

denoting the differentiation of an analytic function $f: \mathbb{C}^k \rightarrow \mathbb{C}^\ell$ with respect to the variables s_1, \dots, s_k and evaluated at $z_1, \dots, z_k \in \mathbb{C}$. Moreover, the Jacobian of f is denoted by

$$\nabla f = [\partial_{s_1} f \quad \dots \quad \partial_{s_k} f]$$

as the concatenation of all partial derivatives.

The following theorem states a Hermite interpolation result via V only.

Theorem 4 (Hermite interpolation via V). *Let G be a bilinear SISO system, described by [\(15\)](#), and \widehat{G} the reduced-order bilinear SISO system constructed by [\(10\)](#). Let $\sigma_1, \dots, \sigma_k \in \mathbb{C}$ be the interpolation points for which the matrix functions $\mathcal{C}(s)$, $\mathcal{K}(s)^{-1}$, $\mathcal{N}(s)$ and $\mathcal{B}(s)$ are analytic and $\widehat{\mathcal{K}}(s)$ is full-rank. Construct V using*

$$\begin{aligned}
v_{1,j_1} &= \partial_{s^{j_1}} (\mathcal{K}^{-1} \mathcal{B})(\sigma_1), & j_1 &= 0, \dots, \ell_1, \\
v_{2,j_2} &= \partial_{s^{j_2}} \mathcal{K}^{-1}(\sigma_2) \partial_{s^{\ell_1}} (\mathcal{N} \mathcal{K}^{-1} \mathcal{B})(\sigma_1), & j_2 &= 0, \dots, \ell_2, \\
&\vdots \\
v_{k,j_k} &= \partial_{s^{j_k}} \mathcal{K}^{-1}(\sigma_k) \left(\prod_{j=1}^{k-2} \partial_{s^{\ell_{k-j}}} (\mathcal{N} \mathcal{K}^{-1})(\sigma_{k-j}) \right) \partial_{s^{\ell_1}} (\mathcal{N} \mathcal{K}^{-1} \mathcal{B})(\sigma_1), & j_k &= 0, \dots, \ell_k,
\end{aligned}$$

$$\text{span}(V) \supseteq \text{span}([v_{1,0}, \dots, v_{k,\ell_k}]),$$

and let W be an arbitrary full-rank truncation matrix of appropriate dimension. Then the transfer functions of \widehat{G} interpolate the transfer functions of G in the following way:

$$\begin{aligned} \partial_{s_1^{j_1}} G_1(\sigma_1) &= \partial_{s_1^{j_1}} \widehat{G}_1(\sigma_1), & j_1 &= 0, \dots, \ell_1, \\ \partial_{s_1^{\ell_1} s_2^{j_2}} G_2(\sigma_1, \sigma_2) &= \partial_{s_1^{\ell_1} s_2^{j_2}} \widehat{G}_2(\sigma_1, \sigma_2), & j_2 &= 0, \dots, \ell_2, \\ &\vdots \\ \partial_{s_1^{\ell_1} \dots s_{k-1}^{\ell_{k-1}} s_k^{j_k}} G_k(\sigma_1, \dots, \sigma_k) &= \partial_{s_1^{\ell_1} \dots s_{k-1}^{\ell_{k-1}} s_k^{j_k}} \widehat{G}_k(\sigma_1, \dots, \sigma_k), & j_k &= 0, \dots, \ell_k. \end{aligned}$$

Proof. First, we note that the case $k = 1$ was already proven in [6] and $\ell_1 = \dots = \ell_k = 0$ corresponds to Theorem 1. For $k = 2$, we start with $j_2 = 0$ to investigate the partial derivative with respect to s_1 involving the bilinear term. Using the product rule, the partial derivative can be written as

$$\partial_{s^{\ell_1}} (\mathcal{N} \mathcal{K}^{-1} \mathcal{B})(\sigma_1) = \left(\sum_{i_1=0}^{\ell_1} c_{i_1} \partial_{s^{i_1}} \mathcal{N}(\sigma_1) \right) \left(\sum_{i_2=0}^{\ell_1} c_{i_2} \partial_{s^{i_2}} (\mathcal{K}^{-1} \mathcal{B})(\sigma_1) \right),$$

for some appropriate constants $c_{i_1}, c_{i_2} \in \mathbb{C}$, and $i_1, i_2 = 0, \dots, \ell_1$. Now, we can show

$$\begin{aligned} \partial_{s_1^{\ell_1}} \widehat{G}_2(\sigma_1, \sigma_2) &= \widehat{\mathcal{C}}(\sigma_2) \widehat{\mathcal{K}}(\sigma_2)^{-1} \partial_{s^{\ell_1}} (\widehat{\mathcal{N}} \widehat{\mathcal{K}}^{-1} \widehat{\mathcal{B}})(\sigma_1) \\ &= \widehat{\mathcal{C}}(\sigma_2) \widehat{\mathcal{K}}(\sigma_2)^{-1} \left(\sum_{i_1=0}^{\ell_1} c_{i_1} \partial_{s^{i_1}} \widehat{\mathcal{N}}(\sigma_1) \right) \left(\sum_{i_2=0}^{\ell_1} c_{i_2} \partial_{s^{i_2}} (\widehat{\mathcal{K}}^{-1} \widehat{\mathcal{B}})(\sigma_1) \right) \\ &= \widehat{\mathcal{C}}(\sigma_2) \widehat{\mathcal{K}}(\sigma_2)^{-1} W^H \left(\sum_{i_1=0}^{\ell_1} c_{i_1} \partial_{s^{i_1}} \mathcal{N}(\sigma_1) \right) \\ &\quad \times V \left(\sum_{i_2=0}^{\ell_1} c_{i_2} \partial_{s^{i_2}} ((W^H \mathcal{K} V)^{-1} W^H \mathcal{B})(\sigma_1) \right) \\ &= \widehat{\mathcal{C}}(\sigma_2) \widehat{\mathcal{K}}(\sigma_2)^{-1} W^H \left(\sum_{i_1=0}^{\ell_1} c_{i_1} \partial_{s^{i_1}} \mathcal{N}(\sigma_1) \right) \left(\sum_{i_2=0}^{\ell_1} c_{i_2} \partial_{s^{i_2}} (\mathcal{K}^{-1} \mathcal{B})(\sigma_1) \right) \\ &= \widehat{\mathcal{C}}(\sigma_2) \widehat{\mathcal{K}}(\sigma_2)^{-1} W^H \partial_{s^{\ell_1}} (\mathcal{N} \mathcal{K}^{-1} \mathcal{B})(\sigma_1) \\ &= \mathcal{C}(\sigma_2) \underbrace{V(W^H \mathcal{K}(\sigma_2) V)^{-1} W^H \mathcal{K}(\sigma_2)}_{=: P_{v_{2,0}}} \mathcal{K}(\sigma_2)^{-1} \partial_{s^{\ell_1}} (\mathcal{N} \mathcal{K}^{-1} \mathcal{B})(\sigma_1) \\ &= \mathcal{C}(\sigma_2) \mathcal{K}(\sigma_2)^{-1} \partial_{s^{\ell_1}} (\mathcal{N} \mathcal{K}^{-1} \mathcal{B})(\sigma_1) \\ &= \partial_{s_1^{\ell_1}} G_2(\sigma_1, \sigma_2), \end{aligned}$$

where we first used the construction of v_{1,j_1} and then that of $v_{2,0}$ with the projector $P_{v_{2,0}}$ onto $\text{span}(V)$. By induction over j_2 , the results for the case $k = 2$ follow from [6]; and by induction over k and j_k , using the same arguments, the rest of the theorem follows. \square

We note the difference between Theorem 1 and Theorem 4 in terms of the subspace construction. While for the previous interpolation results, we are able to recursively construct the next part of the model reduction subspace by using the previous one, this is not possible in Theorem 4 due to the frequency dependence of the bilinear term $\mathcal{N}(s)$. Also, it follows that for the interpolation of the ℓ -th derivative, $\ell = \ell_1 + \dots + \ell_k$, of the k -th transfer function G_k in the interpolation points $\sigma_1, \dots, \sigma_k$, the minimal dimension of the projection space $\text{span}(V)$ is given by $\ell + k$.

As before, we can consider the counterpart to Theorem 4. In addition to reversing the order of interpolation points, the order of the derivatives needs to be reverted as well for the Hermite interpolation.

Theorem 5 (Hermite interpolation via W). *Let G , \hat{G} the original and reduced-order models, respectively, and the interpolation points $\sigma_1, \dots, \sigma_k \in \mathbb{C}$ be as in [Theorem 4](#). Construct W using*

$$\begin{aligned} w_{1,j_k} &= \partial_{s^{j_k}} (\mathcal{K}^{-H} \mathcal{C}^H)(\sigma_k), & j_k &= 0, \dots, \ell_k, \\ w_{2,j_{k-1}} &= \partial_{s^{j_{k-1}}} (\mathcal{K}^{-H} \mathcal{N}^H)(\sigma_{k-1}) \partial_{s^{\ell_k}} (\mathcal{K}^{-H} \mathcal{C}^H)(\sigma_k), & j_{k-1} &= 0, \dots, \ell_{k-1}, \\ &\vdots & & \\ w_{k,j_1} &= \partial_{s^{j_1}} (\mathcal{K}^{-H} \mathcal{N}^H)(\sigma_1) \left(\prod_{j=2}^{k-1} \partial_{s^{\ell_j}} (\mathcal{K}^{-H} \mathcal{N}^H)(\sigma_j) \right) \partial_{s^{\ell_k}} \\ &\quad \times (\mathcal{K}^{-H} \mathcal{C}^H)(\sigma_k), & j_1 &= 0, \dots, \ell_1, \\ \text{span}(W) &\supseteq \text{span}([w_{1,0}, \dots, w_{k,\ell_k}]), \end{aligned}$$

and let V be an arbitrary full-rank truncation matrix of appropriate dimension. Then the transfer functions of \hat{G} interpolate the transfer functions of G in the following way

$$\begin{aligned} \partial_{s_1^{j_k}} G_1(\sigma_k) &= \partial_{s_1^{j_k}} \hat{G}_1(\sigma_k), & j_k &= 0, \dots, \ell_k, \\ \partial_{s_1^{j_{k-1}} s_2^{\ell_k}} G_2(\sigma_{k-1}, \sigma_k) &= \partial_{s_1^{j_{k-1}} s_2^{\ell_k}} \hat{G}_2(\sigma_{k-1}, \sigma_k), & j_{k-1} &= 0, \dots, \ell_{k-1}, \\ &\vdots & & \\ \partial_{s_1^{j_1} s_2^{\ell_2} \dots s_k^{\ell_k}} G_k(\sigma_1, \dots, \sigma_k) &= \partial_{s_1^{j_1} s_2^{\ell_2} \dots s_k^{\ell_k}} \hat{G}_k(\sigma_1, \dots, \sigma_k), & j_1 &= 0, \dots, \ell_1. \end{aligned}$$

Proof. Observing that the order of the derivatives changed in the same way as the interpolation points, the proof works analogously to the proof of [Theorem 4](#) while building on the ideas from the proof of [Theorem 2](#). \square

An interesting fact in the structured linear case, as stated in [\[6\]](#), is the implicit matching of Hermite interpolation conditions without sampling the derivatives of the transfer function. Next, we extend this construction to the structured bilinear case. This result becomes a special case of [Theorem 3](#) by using identical sets of interpolation points for V and W .

Theorem 6 (Implicit Hermite interpolation by two-sided projection). *Let G and \hat{G} be as in [Theorem 4](#). Also let V and W be constructed as in [Theorems 1](#) and [2](#), respectively, for the same set of interpolation points $\sigma_1, \dots, \sigma_k \in \mathbb{C}$, for which the matrix functions $\mathcal{C}(s)$, $\mathcal{K}(s)^{-1}$, $\mathcal{N}(s)$ and $\mathcal{B}(s)$ are analytic and $\hat{\mathcal{K}}(s)$ is full-rank. Then the transfer functions of \hat{G} interpolate the transfer functions of G in the following way:*

$$\begin{aligned} G_1(\sigma_1) &= \hat{G}_1(\sigma_1), \quad \dots, \quad G_{k-1}(\sigma_1, \dots, \sigma_{k-1}) = \hat{G}_{k-1}(\sigma_1, \dots, \sigma_{k-1}), \\ G_1(\sigma_k) &= \hat{G}_1(\sigma_k), \quad \dots, \quad G_{k-1}(\sigma_2, \dots, \sigma_k) = \hat{G}_{k-1}(\sigma_2, \dots, \sigma_k), \end{aligned}$$

and additionally,

$$\begin{aligned} G_k(\sigma_1, \dots, \sigma_k) &= \hat{G}_k(\sigma_1, \dots, \sigma_k), \\ \nabla G_k(\sigma_1, \dots, \sigma_k) &= \nabla \hat{G}_k(\sigma_1, \dots, \sigma_k), \\ G_{q+\eta}(\sigma_1, \dots, \sigma_q, \sigma_{k-\eta+1}, \dots, \sigma_k) &= \hat{G}_{q+\eta}(\sigma_1, \dots, \sigma_q, \sigma_{k-\eta+1}, \dots, \sigma_k), \end{aligned}$$

hold for $1 \leq q, \eta \leq k$.

Proof. While most of the results directly follow from [Theorem 3](#) by using identical sets of interpolation points for V and W , the Hermite interpolation of the complete Jacobian ∇G_k of the k -th order transfer function is new. Since $k = 1$ (the linear subsystem) is covered by [\[6\]](#), we assume $k > 1$. Therefore, and by the structure of the multivariate transfer functions G_k , three different cases can occur depending on the differentiation variable, i.e., we have

$$\begin{aligned} \partial_{s_1} : \quad \partial_s (\mathcal{N} \mathcal{K}^{-1} \mathcal{B}) &= (\partial_s \mathcal{N}) \mathcal{K}^{-1} \mathcal{B} + \mathcal{N} (\partial_s (\mathcal{K}^{-1} \mathcal{B})), \\ \partial_{s_j} : \quad \partial_s (\mathcal{N} \mathcal{K}^{-1}) &= (\partial_s \mathcal{N}) \mathcal{K}^{-1} + \mathcal{N} (\partial_s \mathcal{K}^{-1}), & \text{for } 1 < j < k, \\ \partial_{s_k} : \quad \partial_s (\mathcal{C} \mathcal{K}^{-1}) &= (\partial_s \mathcal{C}) \mathcal{K}^{-1} + \mathcal{C} (\partial_s \mathcal{K}^{-1}), \end{aligned}$$

as possible derivative terms. Since those three cases work analogously to each other, we restrict ourselves, for the sake of compactness, to the first one. First, we extend the expression of the partial derivative further into

$$\partial_s(\mathcal{N}\mathcal{K}^{-1}\mathcal{B}) = (\partial_s\mathcal{N})\mathcal{K}^{-1}\mathcal{B} + \mathcal{N}(-\mathcal{K}^{-1}(\partial_s\mathcal{K})\mathcal{K}^{-1}\mathcal{B} + \mathcal{K}^{-1}(\partial_s\mathcal{B})).$$

Therefore, for the complete partial derivative, we obtain

$$\begin{aligned} & \partial_{s_1}\widehat{G}_k(\sigma_1, \dots, \sigma_k) \\ &= \widehat{\mathcal{C}}(\sigma_k)\widehat{\mathcal{K}}(\sigma_k)^{-1} \left(\prod_{j=1}^{k-2} \widehat{\mathcal{N}}(\sigma_{k-j})\widehat{\mathcal{K}}(\sigma_{k-j})^{-1} \right) \partial_s(\widehat{\mathcal{N}}\widehat{\mathcal{K}}^{-1}\widehat{\mathcal{B}})(\sigma_1) \\ &= \widehat{\mathcal{C}}(\sigma_k)\widehat{\mathcal{K}}(\sigma_k)^{-1} \left(\prod_{j=1}^{k-2} \widehat{\mathcal{N}}(\sigma_{k-j})\widehat{\mathcal{K}}(\sigma_{k-j})^{-1} \right) \\ &\quad \times \left[\left(\partial_s\widehat{\mathcal{N}} \right) \widehat{\mathcal{K}}^{-1}\widehat{\mathcal{B}} - \widehat{\mathcal{N}}\mathcal{K}^{-1} \left(\partial_s\widehat{\mathcal{K}} \right) \widehat{\mathcal{K}}^{-1}\widehat{\mathcal{B}} + \widehat{\mathcal{N}}\widehat{\mathcal{K}}^{-1} \left(\partial_s\widehat{\mathcal{B}} \right) \right] (\sigma_1) \\ &= \widehat{\mathcal{C}}(\sigma_k)\widehat{\mathcal{K}}(\sigma_k)^{-1} \left(\prod_{j=1}^{k-2} \widehat{\mathcal{N}}(\sigma_{k-j})\widehat{\mathcal{K}}(\sigma_{k-j})^{-1} \right) \partial_s\widehat{\mathcal{N}}(\sigma_1)\widehat{\mathcal{K}}(\sigma_1)^{-1}\widehat{\mathcal{B}}(\sigma_1) \\ &\quad - \widehat{\mathcal{C}}(\sigma_k)\widehat{\mathcal{K}}(\sigma_k)^{-1} \left(\prod_{j=1}^{k-2} \widehat{\mathcal{N}}(\sigma_{k-j})\widehat{\mathcal{K}}(\sigma_{k-j})^{-1} \right) \widehat{\mathcal{N}}(\sigma_1)\widehat{\mathcal{K}}(\sigma_1)^{-1}\partial_s\widehat{\mathcal{K}}(\sigma_1)\widehat{\mathcal{K}}(\sigma_1)^{-1}\widehat{\mathcal{B}}(\sigma_1) \\ &\quad + \widehat{\mathcal{C}}(\sigma_k)\widehat{\mathcal{K}}(\sigma_k)^{-1} \left(\prod_{j=1}^{k-2} \widehat{\mathcal{N}}(\sigma_{k-j})\widehat{\mathcal{K}}(\sigma_{k-j})^{-1} \right) \widehat{\mathcal{N}}(\sigma_1)\widehat{\mathcal{K}}(\sigma_1)^{-1}\partial_s\widehat{\mathcal{B}}(\sigma_1) \\ &= \underbrace{\mathcal{C}(\sigma_k)\mathcal{K}(\sigma_k)^{-1} \left(\prod_{j=1}^{k-2} \mathcal{N}(\sigma_{k-j})\mathcal{K}(\sigma_{k-j})^{-1} \right)}_{=: h_1, \ h_1^H \in \text{span}(W)} \underbrace{\partial_s\mathcal{N}(\sigma_1) \ \mathcal{K}(\sigma_1)^{-1}\mathcal{B}(\sigma_1)}_{\in \text{span}(V)} \\ &\quad - \underbrace{\mathcal{C}(\sigma_k)\mathcal{K}(\sigma_k)^{-1} \left(\prod_{j=1}^{k-2} \mathcal{N}(\sigma_{k-j})\mathcal{K}(\sigma_{k-j})^{-1} \right) \mathcal{N}(\sigma_1)\mathcal{K}(\sigma_1)^{-1} \partial_s\mathcal{K}(\sigma_1)}_{=: h_2, \ h_2^H \in \text{span}(W)} \underbrace{\mathcal{K}(\sigma_1)^{-1}\mathcal{B}(\sigma_1)}_{\in \text{span}(V)} \\ &\quad + \underbrace{\mathcal{C}(\sigma_k)\mathcal{K}(\sigma_k)^{-1} \left(\prod_{j=1}^{k-2} \mathcal{N}(\sigma_{k-j})\mathcal{K}(\sigma_{k-j})^{-1} \right) \mathcal{N}(\sigma_1)\mathcal{K}(\sigma_1)^{-1} \partial_s\mathcal{B}(\sigma_1)}_{=: h_2, \ h_2^H \in \text{span}(W)} \\ &= \partial_{s_1}G_k(\sigma_1, \dots, \sigma_k), \end{aligned}$$

where we used, as denoted by the underbraces, the construction of either $\text{span}(W)$ or $\text{span}(V)$, and the fact that the model reduction bases V and W are constant matrices. As stated before, the results for the other partial derivatives follow analogously, which proves interpolation of the full Jacobian in the end. \square

As in the previous section, by using two-sided projection we can match interpolation conditions for a larger number of interpolation points and higher-order transfer functions. Following the results of [Theorem 3](#) we can expect, using derivatives for the two-sided projection, to match at least $(k + \ell) + (\theta + \nu) + (k + \ell) \cdot (\theta + \nu)$ transfer function values, where k, ℓ relate to $\text{span}(V)$ and θ, ν to $\text{span}(W)$, and where $\ell = \ell_1 + \dots + \ell_k$ and $\nu = \nu_1 + \dots + \nu_\theta$ denote the orders of the partial derivatives and k, θ the orders of the transfer functions to interpolate.

Theorem 7 (Hermite interpolation by two-sided projection). *Let G and \widehat{G} be as in [Theorem 4](#) and let V be constructed as in [Theorem 4](#) for a given set of interpolation points $\sigma_1, \dots, \sigma_k \in \mathbb{C}$*

and orders of partial derivatives ℓ_1, \dots, ℓ_k , and W as in [Theorem 5](#) for another set of interpolation points $\varsigma_1, \dots, \varsigma_\theta \in \mathbb{C}$ and orders of partial derivatives ν_1, \dots, ν_θ , for which the matrix functions $\mathcal{C}(s), \mathcal{K}(s)^{-1}, \mathcal{N}(s)$ and $\mathcal{B}(s)$ are analytic and $\widehat{\mathcal{K}}(s)$ has full-rank. Then the transfer functions of \widehat{G} interpolate the transfer functions of G in the following way:

$$\begin{aligned} \partial_{s_1^{j_1}} G_1(\sigma_1) &= \partial_{s_1^{j_1}} \widehat{G}_1(\sigma_1), & j_1 &= 0, \dots, \ell_1, \\ &\vdots \\ \partial_{s_1^{\ell_1} \dots s_{k-1}^{\ell_{k-1}} s_k^{j_k}} G_k(\sigma_1, \dots, \sigma_k) &= \partial_{s_1^{\ell_1} \dots s_{k-1}^{\ell_{k-1}} s_k^{j_k}} \widehat{G}_k(\sigma_1, \dots, \sigma_k), & j_k &= 0, \dots, \ell_k, \\ \partial_{s_1^{i_\theta}} G_1(\varsigma_\theta) &= \partial_{s_1^{i_\theta}} \widehat{G}_1(\varsigma_\theta), & i_\theta &= 0, \dots, \nu_\theta, \\ &\vdots \\ \partial_{s_1^{i_1} s_2^{\nu_2} \dots s_\theta^{\nu_\theta}} G_\theta(\varsigma_1, \dots, \varsigma_\theta) &= \partial_{s_1^{i_1} s_2^{\nu_2} \dots s_\theta^{\nu_\theta}} \widehat{G}_\theta(\varsigma_1, \dots, \varsigma_\theta), & i_1 &= 0, \dots, \nu_1, \end{aligned}$$

and additionally,

$$\begin{aligned} &\partial_{s_1^{\ell_1} \dots s_{q-1}^{\ell_{q-1}} s_q^{j_q} s_{q+1}^{i_{\theta-\eta+1}} s_{q+2}^{\nu_{\theta-\eta+2}} \dots s_{q+\eta}^{\nu_\theta}} G_{q+\eta}(\sigma_1, \dots, \sigma_q, \varsigma_{\theta-\eta+1}, \dots, \varsigma_\theta) \\ &= \partial_{s_1^{\ell_1} \dots s_{q-1}^{\ell_{q-1}} s_q^{j_q} s_{q+1}^{i_{\theta-\eta+1}} s_{q+2}^{\nu_{\theta-\eta+2}} \dots s_{q+\eta}^{\nu_\theta}} \widehat{G}_{q+\eta}(\sigma_1, \dots, \sigma_q, \varsigma_{\theta-\eta+1}, \dots, \varsigma_\theta) \end{aligned}$$

holds for $j_q = 0, \dots, \ell_q; i_{\theta-\eta+1} = 0, \dots, \nu_{\theta-\eta+1}; 1 \leq q \leq k$ and $1 \leq \eta \leq \theta$.

Proof. As for [Theorem 3](#), the first parts of the result just summarize the theorems stating the one-sided projection approaches ([Theorems 4](#) and [5](#)), i.e., we only need to prove the additional interpolation constraints with the mixed partial derivatives. It holds

$$\begin{aligned} &\partial_{s_1^{\ell_1} \dots s_{q-1}^{\ell_{q-1}} s_q^{j_q} s_{q+1}^{i_{\theta-\eta+1}} s_{q+2}^{\nu_{\theta-\eta+2}} \dots s_{q+\eta}^{\nu_\theta}} G_{q+\eta}(\sigma_1, \dots, \sigma_q, \varsigma_{\theta-\eta+1}, \dots, \varsigma_\theta) \\ &= \partial_{s^{\nu_\theta}} (\widehat{\mathcal{C}} \widehat{\mathcal{K}}^{-1})(\varsigma_\theta) \cdots \partial_{s^{\nu_{\theta-\eta+2}}} (\widehat{\mathcal{N}} \widehat{\mathcal{K}}^{-1})(\varsigma_{\theta-\eta+2}) \partial_{s^{i_{\theta-\eta+1}}} (\widehat{\mathcal{N}} \widehat{\mathcal{K}}^{-1})(\varsigma_{\theta-\eta+1}) \\ &\quad \times \partial_{s^{j_q}} (\widehat{\mathcal{N}} \widehat{\mathcal{K}}^{-1})(\sigma_q) \partial_{s^{\ell_{q-1}}} (\widehat{\mathcal{N}} \widehat{\mathcal{K}}^{-1})(\sigma_{q-1}) \cdots \partial_{s^{\ell_1}} (\widehat{\mathcal{N}} \widehat{\mathcal{K}}^{-1} \widehat{\mathcal{B}})(\sigma_1) \\ &= \underbrace{\partial_{s^{\nu_\theta}} (\mathcal{C} \mathcal{K}^{-1})(\varsigma_\theta) \cdots \partial_{s^{\nu_{\theta-\eta+2}}} (\mathcal{N} \mathcal{K}^{-1})(\varsigma_{\theta-\eta+2}) \partial_{s^{i_{\theta-\eta+1}}} (\mathcal{N} \mathcal{K}^{-1})(\varsigma_{\theta-\eta+1})}_{=: h, \ h \in \text{span}(W)} \\ &\quad \times \underbrace{\partial_{s^{j_q}} (\mathcal{N} \mathcal{K}^{-1})(\sigma_q) \partial_{s^{\ell_{q-1}}} (\mathcal{N} \mathcal{K}^{-1})(\sigma_{q-1}) \cdots \partial_{s^{\ell_1}} (\mathcal{N} \mathcal{K}^{-1} \mathcal{B})(\sigma_1)}_{\in \text{span}(V)} \\ &= \partial_{s_1^{\ell_1} \dots s_{q-1}^{\ell_{q-1}} s_q^{j_q} s_{q+1}^{i_{\theta-\eta+1}} s_{q+2}^{\nu_{\theta-\eta+2}} \dots s_{q+\eta}^{\nu_\theta}} \widehat{G}_{q+\eta}(\sigma_1, \dots, \sigma_q, \varsigma_{\theta-\eta+1}, \dots, \varsigma_\theta) \end{aligned}$$

for $j_q = 0, \dots, \ell_q; i_{\theta-\eta+1} = 0, \dots, \nu_{\theta-\eta+1}; 1 \leq q \leq k$ and $1 \leq \eta \leq \theta$. \square

For an easier understanding of [Theorem 7](#), we consider here a small theoretical example, where we only interpolate the linear part choosing $k = \theta = 1$, the interpolation points σ, ς and for the partial derivatives $\ell = \ell_1 = 2$ and $\nu = \nu_1 = 1$. Then using the first part of [Theorem 7](#) we enforce interpolation of the following terms by means of $\text{span}(V)$:

$$G_1(\sigma), \quad \partial_{s_1} G_1(\sigma), \quad \partial_{s_1^2} G_1(\sigma),$$

And similarly via $\text{span}(W)$, we enforce interpolation of

$$G_1(\varsigma), \quad \partial_{s_1} G_1(\varsigma).$$

By using two-sided projection, we can now additionally match higher-order transfer functions and their partial derivatives, namely

$$G_2(\sigma, \varsigma), \quad \partial_{s_1} G_2(\sigma, \varsigma), \quad \partial_{s_2} G_2(\sigma, \varsigma), \quad \partial_{s_1^2} G_2(\sigma, \varsigma), \quad \partial_{s_1 s_2} G_2(\sigma, \varsigma), \quad \partial_{s_1^2 s_2} G_2(\sigma, \varsigma).$$

As already realized in [Theorem 6](#), two-sided projection with the same sets of interpolation points leads to additional interpolation of derivatives. This also works in combination with [Theorem 7](#). The following corollary states a particular special case.

Corollary 1. Assume G and \widehat{G} are constructed as in [Theorem 7](#) for identical sets of interpolation points $\sigma_1, \dots, \sigma_k \in \mathbb{C}$ and matching orders of the partial derivatives, i.e., $\ell_1 = \nu_1, \dots, \ell_k = \nu_k$. Then additionally to the interpolation results of [Theorem 7](#) it holds

$$\nabla \left(\partial_{s_1^{\ell_1} \dots s_k^{\ell_k}} G_k(\sigma_1, \dots, \sigma_k) \right) = \nabla \left(\partial_{s_1^{\ell_1} \dots s_k^{\ell_k}} \widehat{G}_k(\sigma_1, \dots, \sigma_k) \right).$$

Proof. The proof follows directly from [Theorem 6](#) by setting the last partial derivative as the final interpolation condition of the left and right projection spaces. \square

3.3 Numerical examples

We illustrate the SISO analysis using two numerical examples, having the structured bilinearities as in [Sections 2.2.1](#) and [2.2.2](#). We compare our resulting structure-preserving interpolation framework to other approaches from the literature that have been used to approximate structured bilinear systems *without preserving the structure*, as in, e.g., [\[2, 21\]](#).

We compare the approximation error both in time and frequency domains. In time domain, we display a point-wise relative output error for a given input signal, namely

$$\frac{|y(t) - \hat{y}(t)|}{|y(t)|},$$

for $t \in [0, t_f]$, and in frequency domain, we display the point-wise relative error of the first and second subsystem transfer functions, i.e.,

$$\frac{|G_1(\omega_1 i) - \widehat{G}_1(\omega_1 i)|}{|G_1(\omega_1 i)|} \quad \text{and} \quad \frac{|G_2(\omega_1 i, \omega_2 i) - \widehat{G}_2(\omega_1 i, \omega_2 i)|}{|G_2(\omega_1 i, \omega_2 i)|},$$

for the frequencies $\omega_1, \omega_2 \in [\omega_{\min}, \omega_{\max}]$.

The experiments reported here have been executed on a machine with 2 Intel(R) Xeon(R) Silver 4110 CPU processors running at 2.10 GHz and equipped with 192 GB total main memory. The computer runs on CentOS Linux release 7.5.1804 (Core) using MATLAB 9.7.0.1190202 (R2019b).

3.3.1 Damped mass-spring system

First, we consider a damped mass-spring system. The linear parts of the dynamics are modeled as in [\[27\]](#), describing a chain of masses connected by springs and dampers, where each mass is additionally connected to a separate spring and damper. In order to focus on only the mechanical structure, we removed the holonomic constraint from [\[27\]](#). For the bilinear part, the springs are modeled to be dependent on the applied external force, such that a displacement to the right increases the stiffness due to compression of the springs and to the left decreases it due to the appearing strain. This results in a structured bilinear control system of the form

$$\begin{aligned} M\ddot{q}(t) + D\dot{q}(t) + Kq(t) &= N_p q(t)u(t) + B_u u(t), \\ y(t) &= C_p q(t), \end{aligned} \tag{18}$$

with $M, D, K, N_p \in \mathbb{R}^{n \times n}$ and $B_u, C_p^T \in \mathbb{R}^n$. The input matrix is chosen to apply the external force only to the first mass, i.e., $B = e_1$, and the output gives the displacement of the second mass, i.e., $C = e_2^T$, where e_i denotes the i -th column of the identity matrix I_n . The bilinear term is a scaled version of the stiffness matrix

$$N_p = -SKS,$$

where S is a diagonal matrix containing entries as `linspace(0.2, 0, n)`. For our experiment, we have chosen the original system to consist of $n = 1000$ masses.

We construct three reduced-order models: (i) our structure-preserving bilinear interpolation, denoted by StrInt, (ii) two unstructured classical bilinear approximations by converting [\(18\)](#) to first-order form [\(11\)](#) followed by interpolatory model reduction of this first-order system, denoted by FOInt. Note that FOInt yields a reduced-order model of the form [\(11\)](#), which does not retain

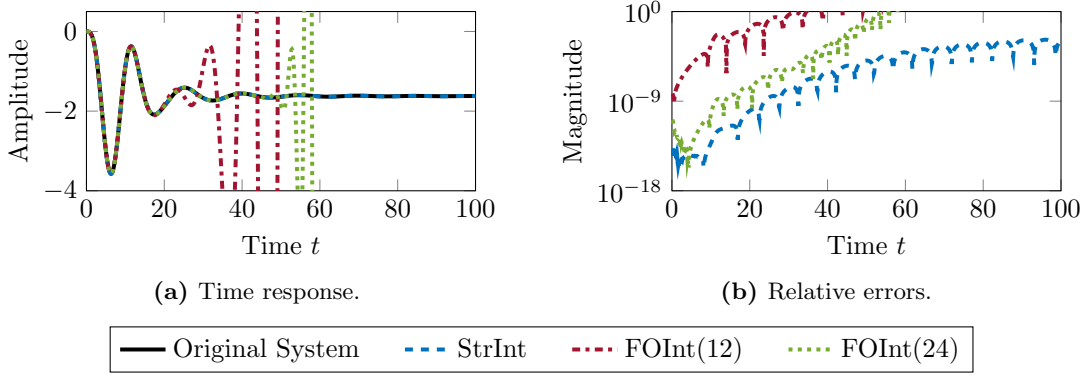


Figure 1: Time simulation results for the damped mass-spring system.

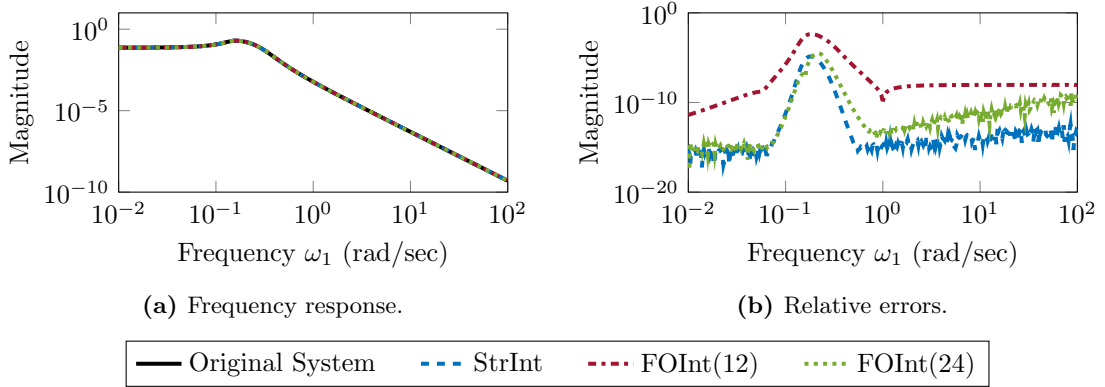


Figure 2: Frequency domain results of the first transfer functions for the damped mass-spring system.

the underlying physical structure. Also, it needs to be remarked that the computational effort for the construction of FOInt is higher than for the structure-preserving approach due to solving underlying linear systems of doubled size, even in a structure exploiting implementation; see, e.g., [13]. Since the original system is a mechanical model, we use only a one-sided projection to preserve the mechanical properties in the reduced-order model, i.e., we apply Theorem 1 and set $W = V$. For all approximants, we focus on the first and second transfer functions and choose purely imaginary interpolation points. We construct StrInt and FOInt(12) by using the interpolation points $\pm \text{logspace}(-4, 4, 3)i$ such that the resulting reduced-order bilinear systems are of order $r = 12$, giving two different interpolations in the same frequency points. Since bilinear second-order systems can be rewritten as first-order systems by doubling the state-space dimension, we construct additionally a second unstructured approximation FOInt(24) of order $r = 24$ by using $\pm \text{logspace}(-4, 4, 6)i$, which has twice the order of StrInt.

Figure 1 shows the time output of the original system, as well as that of the structure-preserving (StrInt) and first-order interpolations (FOInt(12), FOInt(24)), where we applied the input signal

$$u(t) = \sin(200t) + 200,$$

which can be seen as a step signal with a sinusoidal disturbance. We see that while all three outputs are indistinguishable in the beginning, FOInt(12) becomes unstable after approximately 20 time steps and FOInt(24) after around 50 time steps, while StrInt accurately approximates the original system over the whole time range of interest. Even though the linear dynamics in FOInt(12) and FOInt(24) are asymptotically stable, these reduced-order models completely lack the underlying physical mechanical structure and they become unstable for the chosen input signal. On the other hand, by using one-sided projection, StrInt preserves all the mechanical (and physical) properties

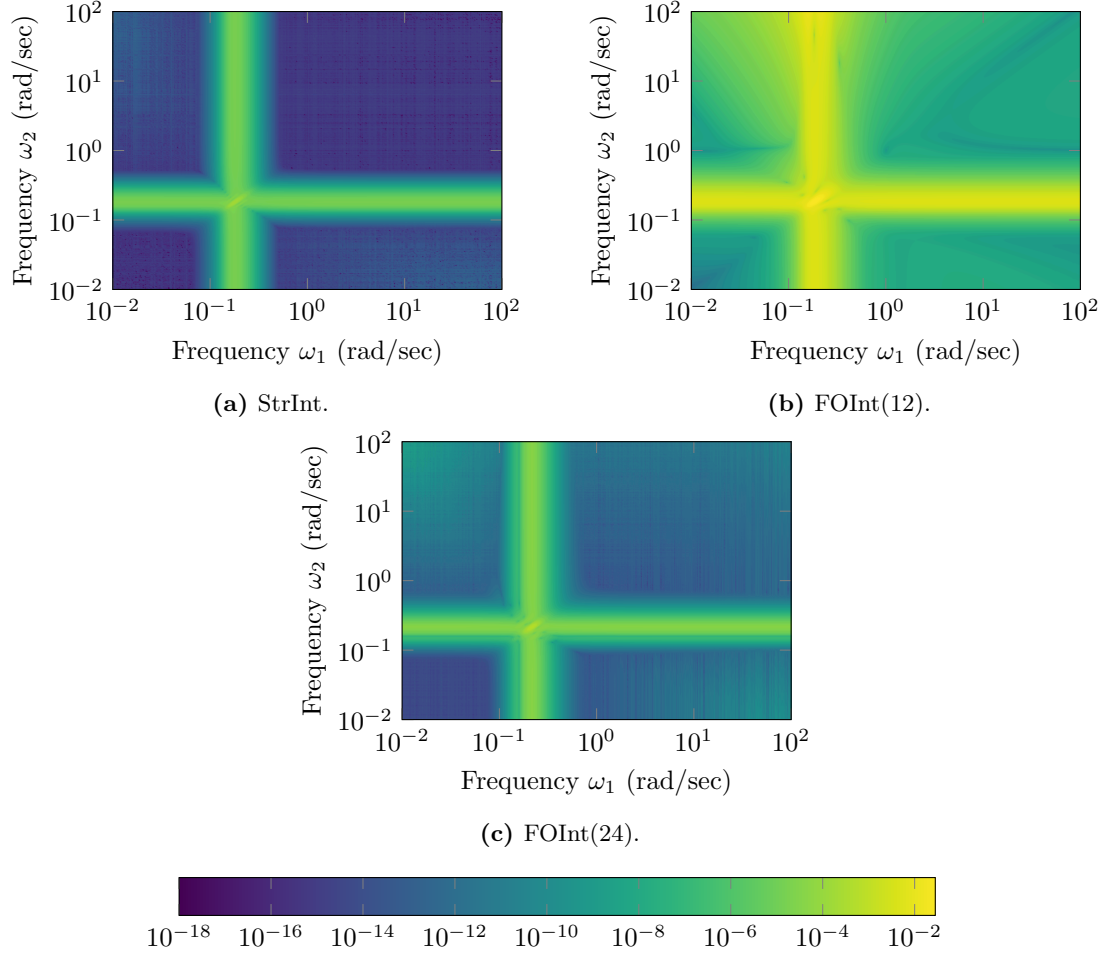


Figure 3: Relative errors of the second transfer functions for the damped mass-spring system.

of the original system in terms of symmetry and definiteness of the system matrices, which then leads to the stable time simulation behavior in this case. Figures 2 and 3 show the approximation results in the frequency domain for the first two transfer functions. Comparing StrInt and FOInt(12), the structure-preserving approximation is orders of magnitude better than the unstructured approximation of the same size. StrInt and FOInt(24) behave mainly the same, while, for higher frequencies, we can observe a numerical drift-off of the unstructured approximation.

3.3.2 Time-delayed heated rod

This example, taken from [21], models a semi-discretized heated rod with distributed control and homogeneous Dirichlet boundary conditions, which is cooled by a delayed feedback and is described by the PDE

$$\partial_t v(\zeta, t) = \partial_{\zeta^2} v(\zeta, t) - 2 \sin(\zeta) v(\zeta, t) + 2 \sin(\zeta) v(\zeta, t-1) + u(t),$$

with $(\zeta, t) \in (0, \pi) \times (0, t_f)$ and boundary conditions $v(0, t) = v(\pi, t) = 0$ for $t \in [0, t_f]$. After a spatial discretization using central finite differences, we obtain a bilinear time-delay system of the form

$$\begin{aligned} \dot{x}(t) &= Ax(t) + A_d x(t-1) + Nx(t)u(t) + Bu(t), \\ y(t) &= Cx(t), \end{aligned}$$

with $A, A_d, N \in \mathbb{R}^{n \times n}$, $B, C^\top \in \mathbb{R}^n$, and where we have chosen $n = 5000$ for our experiments.

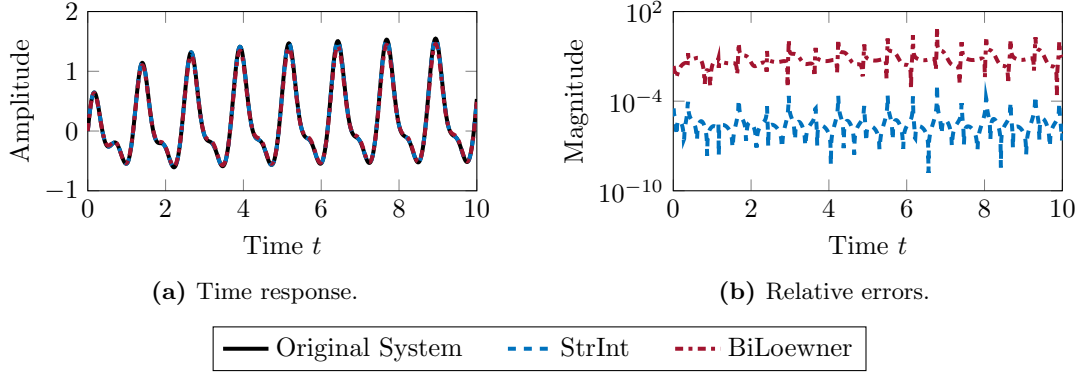


Figure 4: Time simulation results for the time-delay system.

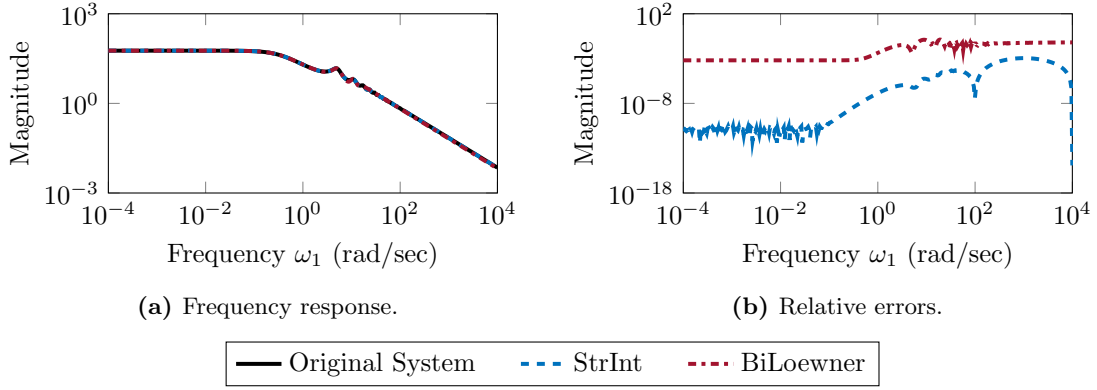


Figure 5: Frequency domain results of the first transfer functions for the time-delay system.

To compare with our structure preserving approximation (StrInt), in this example, we use the approach from [21] to construct an unstructured bilinear system (2) without time-delay using the bilinear Loewner framework, denoted by BiLoewner. For the structured interpolation, we have used the interpolation points $\pm \text{logspace}(-4, 4, 2)i$ for the first transfer function and $\pm \text{logspace}(-2, 2, 2)i$ for the second transfer function with the two-sided projection approach from Theorem 3. The resulting reduced-order bilinear time-delay system has order $r = 8$. For the bilinear Loewner method, we have chosen the interpolation points $\pm \text{logspace}(-4, 4, 80)i$ and used the rank truncation idea to obtain a classical (unstructured) bilinear system, also of order 8.

With the input signal

$$u(t) = \frac{\cos(10t)}{20} + \frac{\cos(5t)}{20},$$

Figure 4 shows that (a) the output trajectories of the original system, the structure-preserving interpolation and the bilinear system without time-delay are indistinguishable in the eye ball norm (b) but the relative error reveals that StrInt is several orders of magnitude better than BiLoewner while having the same state-space dimension. The same behavior can be observed in the frequency domain for the first and second transfer functions as shown in Figures 5 and 6, i.e., by preserving the special structure of the original system we obtain a significantly better approximation of the same size.

4 Interpolation of multi-input multi-output systems

In this section, we will generalize the results from SISO structured bilinear systems to MIMO ones as in (9) and give a numerical example to illustrate the theory.

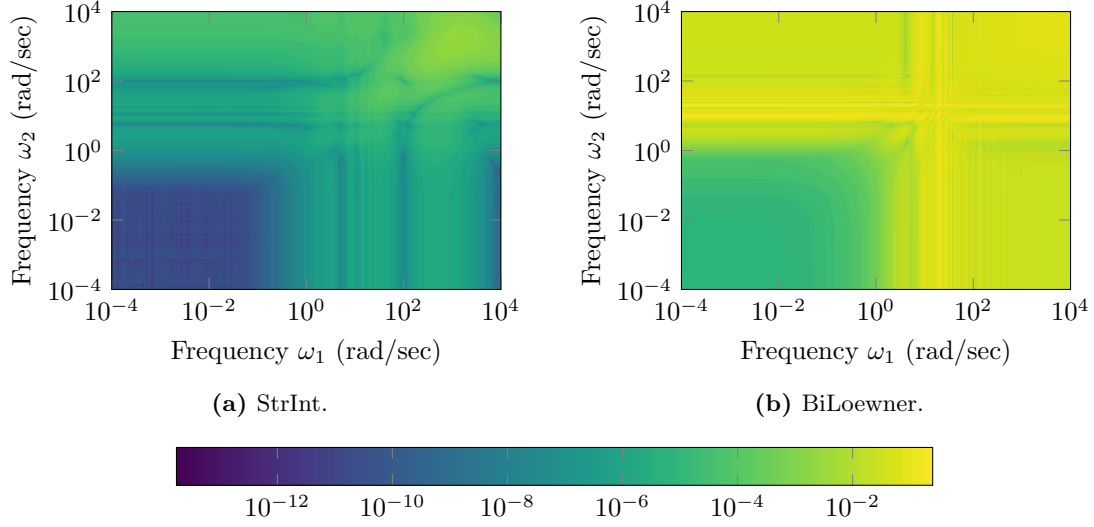


Figure 6: Relative errors of the second transfer functions for the time-delay system.

4.1 Matrix interpolation

In principle, all the results from [Section 3](#) can directly be extended to the MIMO system case [\(9\)](#). However, one needs to realize that in this case, the quantities to be interpolated, i.e., the subsystem transfer functions, are matrix-valued. The main difference from the SISO case lies in the collection of the bilinear matrices into $\mathcal{N}(s) = [\mathcal{N}_1(s) \ \dots \ \mathcal{N}_m(s)]$ and the corresponding Kronecker products that produce the different combinations of the linear and bilinear parts in the k -th order transfer functions, e.g., in [\(5\)](#). Additionally, we will use the following notation

$$\tilde{\mathcal{N}}(s) := \begin{bmatrix} \mathcal{N}_1(s) \\ \vdots \\ \mathcal{N}_m(s) \end{bmatrix}$$

as alternative way of concatenating the bilinear terms. In this paper, we will only focus on matrix interpolation, i.e., we will interpolate the full matrix-valued structured subsystem transfer functions. There is a concept of tangential interpolation [\[3, 20\]](#) to handle matrix-valued functions in which interpolation is enforced only in selected directions. We will consider that framework in a separate work since the definition of tangential interpolation is not unified yet for bilinear systems [\[9, 32\]](#), let alone the structured ones we consider here.

The following theorem extends the results from [Theorems 1 to 3](#) to MIMO structured bilinear systems.

Theorem 8 (Matrix interpolation). *Let G be a bilinear system, as described by [\(9\)](#), and \hat{G} the reduced-order bilinear system, constructed by [\(10\)](#). Given sets of interpolation points $\sigma_1, \dots, \sigma_k \in \mathbb{C}$ and $\varsigma_1, \dots, \varsigma_\theta \in \mathbb{C}$, for which the matrix functions $\mathcal{C}(s)$, $\mathcal{K}(s)^{-1}$, $\mathcal{N}(s)$, $\mathcal{B}(s)$ are defined and $\hat{\mathcal{K}}(s)$ is full-rank, the following statements hold:*

(a) *If V is constructed as*

$$\begin{aligned} V_1 &= \mathcal{K}(\sigma_1)^{-1} \mathcal{B}(\sigma_1), \\ V_j &= \mathcal{K}(\sigma_j)^{-1} \mathcal{N}(\sigma_{j-1}) (I_m \otimes V_{j-1}), & 2 \leq j \leq k, \\ \text{span}(V) &\supseteq \text{span}([V_1, \dots, V_k]), \end{aligned}$$

then the following interpolation conditions hold true:

$$\begin{aligned} G_1(\sigma_1) &= \widehat{G}_1(\sigma_1), \\ G_2(\sigma_1, \sigma_2) &= \widehat{G}_2(\sigma_1, \sigma_2), \\ &\vdots \\ G_k(\sigma_1, \dots, \sigma_k) &= \widehat{G}_k(\sigma_1, \dots, \sigma_k). \end{aligned}$$

(b) If W is constructed as

$$\begin{aligned} W_1 &= \mathcal{K}(\varsigma_\theta)^{-H} \mathcal{C}(\varsigma_\theta)^H, \\ W_i &= \mathcal{K}(\varsigma_{\theta-i+1})^{-H} \widetilde{\mathcal{N}}(\varsigma_{\theta-i+1})^H (I_m \otimes W_{i-1}), \quad 2 \leq i \leq \theta, \\ \text{span}(W) &\supseteq \text{span}([W_1, \dots, W_\theta]), \end{aligned}$$

then the following interpolation conditions hold true:

$$\begin{aligned} G_1(\varsigma_\theta) &= \widehat{G}_1(\varsigma_\theta), \\ G_2(\varsigma_{\theta-1}, \varsigma_\theta) &= \widehat{G}_2(\varsigma_{\theta-1}, \varsigma_\theta), \\ &\vdots \\ G_\theta(\varsigma_1, \dots, \varsigma_\theta) &= \widehat{G}_\theta(\varsigma_1, \dots, \varsigma_\theta). \end{aligned}$$

(c) Let V be constructed as in part (a) and W as in (b), then, additionally to the results in (a) and (b), the interpolation conditions

$$G_{q+\eta}(\sigma_1, \dots, \sigma_q, \varsigma_{\theta-\eta+1}, \dots, \varsigma_\theta) = \widehat{G}_{q+\eta}(\sigma_1, \dots, \sigma_q, \varsigma_{\theta-\eta+1}, \dots, \varsigma_\theta),$$

hold for $1 \leq q \leq k$ and $1 \leq \eta \leq \theta$.

Proof. Starting with part (a), we remember that the transfer functions can be rewritten by multiplying out the Kronecker products as

$$\begin{aligned} G_k(\sigma_1, \dots, \sigma_k) &= [\mathcal{C}(\sigma_k) \mathcal{K}(\sigma_k)^{-1} \mathcal{N}_1(\sigma_{k-1}) \cdots \mathcal{N}_1(\sigma_1) \mathcal{K}(\sigma_1)^{-1} \mathcal{B}(\sigma_1)^{-1}, \\ &\quad \mathcal{C}(\sigma_k) \mathcal{K}(\sigma_k)^{-1} \mathcal{N}_1(\sigma_{k-1}) \cdots \mathcal{N}_2(\sigma_1) \mathcal{K}(\sigma_1)^{-1} \mathcal{B}(\sigma_1)^{-1}, \\ &\quad \dots \\ &\quad \mathcal{C}(\sigma_k) \mathcal{K}(\sigma_k)^{-1} \mathcal{N}_m(\sigma_{k-1}) \cdots \mathcal{N}_m(\sigma_1) \mathcal{K}(\sigma_1)^{-1} \mathcal{B}(\sigma_1)^{-1}]. \end{aligned}$$

From the construction of V , it follows that applying [Theorem 1](#) for the transfer functions in each single entry gives the result. Part (b) directly follows from part (a) by replacing the matrix functions by their Hermitian conjugate versions except for $\mathcal{N}(s) = [\mathcal{N}_1 \ \dots \ \mathcal{N}_m]$, where the single entries have to be transposed conjugated. Therefore, the differently stacked $\widetilde{\mathcal{N}}(s)$ is used here to give $\widetilde{\mathcal{N}}(s)^H = [\mathcal{N}_1(s)^H \ \dots \ \mathcal{N}_m(s)^H]$. Finally, Part (c) follows directly from part (a), (b) and [Theorem 3](#) for the single transfer function entries. \square

For Hermite interpolation as in [Theorems 4, 5 and 7](#), a similar extension to the MIMO case follows.

Theorem 9 (Hermite matrix interpolation). *Let G be a bilinear system, described by (9), and \widehat{G} the reduced-order bilinear system, constructed by (10). Given sets of interpolation points $\sigma_1, \dots, \sigma_k \in \mathbb{C}$ and $\varsigma_1, \dots, \varsigma_\theta \in \mathbb{C}$, for which the matrix functions $\mathcal{C}(s)$, $\mathcal{K}(s)^{-1}$, $\mathcal{N}(s)$, $\mathcal{B}(s)$ are analytic and $\widehat{\mathcal{K}}(s)$ is full-rank, the following statements hold:*

(a) If V is constructed as

$$\begin{aligned}
V_{1,j_1} &= \partial_{s^{j_1}}(\mathcal{K}^{-1}\mathcal{B})(\sigma_1), & j_1 &= 0, \dots, \ell_1, \\
V_{2,j_2} &= \partial_{s^{j_2}}\mathcal{K}^{-1}(\sigma_2)\partial_{s^{\ell_1}}(\mathcal{N}(I_m \otimes \mathcal{K}^{-1}\mathcal{B}))(\sigma_1), & j_2 &= 0, \dots, \ell_2, \\
&\vdots \\
V_{k,j_k} &= \partial_{s^{j_k}}\mathcal{K}^{-1}(\sigma_k) \left(\prod_{j=1}^{k-2} \partial_{s^{\ell_{k-j}}}((I_{m^{j-1}} \otimes \mathcal{N})(I_{m^j} \otimes \mathcal{K}))(\sigma_{k-j}) \right) \\
&\quad \times \partial_{s^{\ell_1}}((I_{m^{k-2}} \otimes \mathcal{N})(I_{m^{k-1}} \otimes \mathcal{K})(I_{m^{k-1}} \otimes \mathcal{B}))(\sigma_1), & j_k &= 0, \dots, \ell_k, \\
\text{span}(V) &\supseteq \text{span}([V_{1,0}, \dots, V_{k,\ell_k}]),
\end{aligned}$$

then the following interpolation conditions hold true:

$$\begin{aligned}
\partial_{s_1^{j_1}} G_1(\sigma_1) &= \partial_{s_1^{j_1}} \widehat{G}_1(\sigma_1), & j_1 &= 0, \dots, \ell_1, \\
&\vdots \\
\partial_{s_1^{\ell_1} \dots s_{k-1}^{\ell_{k-1}} s_k^{j_k}} G_k(\sigma_1, \dots, \sigma_k) &= \partial_{s_1^{\ell_1} \dots s_{k-1}^{\ell_{k-1}} s_k^{j_k}} \widehat{G}_k(\sigma_1, \dots, \sigma_k), & j_k &= 0, \dots, \ell_k.
\end{aligned}$$

(b) If W is constructed as

$$\begin{aligned}
W_{1,i_\theta} &= \partial_{s^{i_\theta}}(\mathcal{K}^{-H}\mathcal{C}^H)(\varsigma_\theta), & i_\theta &= 0, \dots, \nu_\theta, \\
W_{2,i_{\theta-1}} &= \partial_{s^{i_{\theta-1}}}(\mathcal{K}^{-H}\widetilde{\mathcal{N}}^H)(\varsigma_{\theta-1})(I_m \otimes \partial_{s^{\nu_\theta}}(\mathcal{K}^{-H}\mathcal{C}^H)(\varsigma_\theta)), & i_{\theta-1} &= 0, \dots, \nu_{\theta-1}, \\
&\vdots \\
W_{\theta,i_1} &= \partial_{s^{i_1}}(\mathcal{K}^{-H}\widetilde{\mathcal{N}}^H)(\varsigma_1) \left(\prod_{i=2}^{\theta-1} \partial_{s^{\nu_i}}(I_{m^{i-1}} \otimes \mathcal{K}^{-H}\widetilde{\mathcal{N}}^H)(\varsigma_i) \right) \\
&\quad \times (I_{m^{\theta-1}} \otimes \partial_{s^{\nu_\theta}}(\mathcal{K}^{-H}\mathcal{C}^H)(\varsigma_\theta)), & i_1 &= 0, \dots, \nu_1, \\
\text{span}(W) &\supseteq \text{span}([W_{1,0}, \dots, W_{\theta,\nu_\theta}]),
\end{aligned}$$

then the following interpolation conditions hold true:

$$\begin{aligned}
\partial_{s_1^{i_\theta}} G_1(\varsigma_\theta) &= \partial_{s_1^{i_\theta}} \widehat{G}_1(\varsigma_\theta), & i_\theta &= 0, \dots, \nu_\theta, \\
&\vdots \\
\partial_{s_1^{i_1} s_2^{\nu_2} \dots s_\theta^{\nu_\theta}} G_\theta(\varsigma_1, \dots, \varsigma_\theta) &= \partial_{s_1^{i_1} s_2^{\nu_2} \dots s_\theta^{\nu_\theta}} \widehat{G}_\theta(\varsigma_1, \dots, \varsigma_\theta), & i_1 &= 0, \dots, \nu_1.
\end{aligned}$$

(c) Let V be constructed as in part (a) and W as in part (b), then, additionally to the results in (a) and (b), the conditions

$$\begin{aligned}
&\partial_{s_1^{\ell_1} \dots s_{q-1}^{\ell_{q-1}} s_q^{j_q} s_{q+1}^{i_{\theta-\eta+1}} s_{q+2}^{\nu_{\theta-\eta+2}} \dots s_{q+\eta}^{\nu_\theta}} G_{q+\eta}(\sigma_1, \dots, \sigma_q, \varsigma_{\theta-\eta+1}, \dots, \varsigma_\theta) \\
&= \partial_{s_1^{\ell_1} \dots s_{q-1}^{\ell_{q-1}} s_q^{j_q} s_{q+1}^{i_{\theta-\eta+1}} s_{q+2}^{\nu_{\theta-\eta+2}} \dots s_{q+\eta}^{\nu_\theta}} \widehat{G}_{q+\eta}(\sigma_1, \dots, \sigma_q, \varsigma_{\theta-\eta+1}, \dots, \varsigma_\theta),
\end{aligned}$$

hold for $j_q = 0, \dots, \ell_q; i_{\theta-\eta+1} = 0, \dots, \nu_{\theta-\eta+1}; 1 \leq q \leq k$ and $1 \leq \eta \leq \theta$.

Proof. The results follow directly from [Theorems 4, 5 and 7](#) with the same argumentation as in [Theorem 8](#). \square

For completeness, also the implicit interpolation results are stated in the following corollary without additional proofs.

Corollary 2 (Two-sided matrix interpolation with identical point sets). *Let G be a bilinear system, described by (9), and \widehat{G} the reduced-order bilinear system, constructed by (10). Given a set of interpolation points $\sigma_1, \dots, \sigma_k \in \mathbb{C}$, for which the matrix functions $\mathcal{C}(s)$, $\mathcal{K}(s)^{-1}$, $\mathcal{N}(s)$, $\mathcal{B}(s)$ are analytic and $\widehat{\mathcal{K}}(s)$ is full-rank, the following statements hold:*

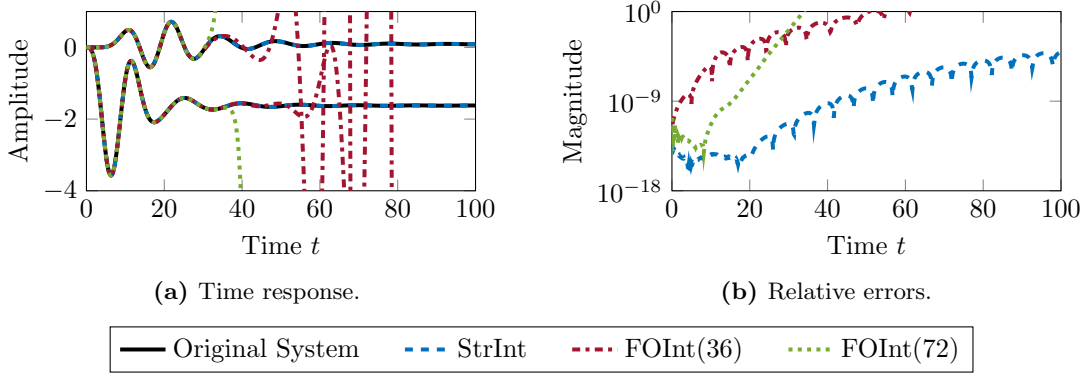


Figure 7: Time simulation results for the MIMO damped mass-spring system.

- (a) Let V and W be constructed as in [Theorem 8](#) (a) and (b) for the interpolation points $\sigma_1, \dots, \sigma_k$, then additionally it holds

$$\nabla G_k(\sigma_1, \dots, \sigma_k) = \nabla \hat{G}_k(\sigma_1, \dots, \sigma_k).$$

- (b) Let V and W be constructed as in [Theorem 9](#) (a) and (b) for the interpolation points $\sigma_1, \dots, \sigma_k$, then additionally it holds

$$\nabla \left(\partial_{s_1^{\ell_1} \dots s_k^{\ell_k}} G_k(\sigma_1, \dots, \sigma_k) \right) = \nabla \left(\partial_{s_1^{\ell_1} \dots s_k^{\ell_k}} \hat{G}_k(\sigma_1, \dots, \sigma_k) \right).$$

4.2 Numerical example

We illustrate the matrix interpolation results in a numerical example. The experiments reported here have been executed on the same machine and with the same MATLAB version as in [Section 3.3](#).

We reconsider the damped mass-spring system example from [Section 3.3.1](#) with the following modifications: The mass, damping and stiffness matrices from (18) stay unchanged. The input forces are now applied to the first and last masses, i.e., the input term becomes $B_u = [e_1, -e_n]$, and we observe the displacement of the second and fifth masses, which gives the output matrix $C_p = [e_2, e_5]^T$. Therefore, we have 2 inputs and outputs. We consider the same idea of bilinear springs as before but working in different directions, i.e., we have

$$N_{p,1} = -S_1 K S_1 \quad \text{and} \quad N_{p,2} = S_2 K S_2,$$

where S_1 is chosen, as before, as diagonal matrix with `linspace(0.2, 0, n)`, and S_2 is chosen to be a diagonal matrix with `linspace(0, 0.2, n)` as entries. Overall, we have a damped mass-spring system of the form

$$\begin{aligned} M\ddot{x}(t) + D\dot{x}(t) + Kx(t) &= N_{p,1}x(t)u_1(t) + N_{p,2}x(t)u_2(t) + B_u u(t), \\ y(t) &= C_p x(t), \end{aligned} \tag{19}$$

with $n = 1000$ masses for our experiments.

As in [Section 3.3.1](#), we compare the structure-preserving interpolation method (StrInt) with the unstructured one, using the first-order realization of (19) (FOInt). For the construction of StrInt and FOInt(36), we choose $\pm \text{logspace}(-4, 4, 3)\text{i}$ as interpolation points for the first transfer function and $\pm \text{logspace}(-3, 3, 3)\text{i}$ for the second one. Additionally, we construct another first-order approximation, FOInt(72), twice as large as the structured interpolation by taking $\pm \text{logspace}(-4, 4, 6)\text{i}$ and $\pm \text{logspace}(-3, 3, 6)\text{i}$, as interpolation points for the first and second transfer functions, respectively. Also, we restrict ourselves again to a one-sided projection as in part (a) of [Theorem 8](#) by setting $W = V$, which yields the reduced order $r = 36$ for StrInt and FOInt(36), and $r = 72$ for FOInt(72).

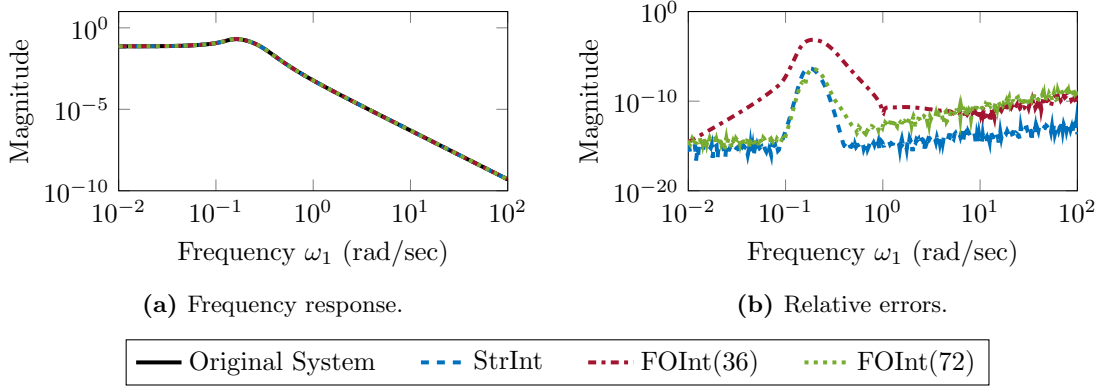


Figure 8: Frequency domain results of the first transfer functions for the MIMO damped mass-spring system.

Figure 7 shows the results in time domain, where we have chosen the input signal

$$u(t) = \begin{bmatrix} \sin(200t) + 200 \\ -\cos(200t) - 200 \end{bmatrix}$$

and measured point-wise the relative errors as

$$\frac{\|y(t) - \hat{y}(t)\|_2}{\|y(t)\|_2},$$

for $t \in [0, 100]$. The different lines in Figure 7a with the same color result from the two system outputs. In contrast to the SISO case, the linear part of the larger unstructured approximation (FOInt(72)) is not asymptotically stable anymore, which leads to the fast diverging behavior in the time simulation. The other first-order approximation (FOInt(36)) has a stable linear part but, as in the SISO case, is not able to produce stable results in the time simulation. StrInt again approximates the system's behavior accurately in the considered time range and, by using one-sided projection, resembles the mechanical structures of the original system. Figures 8 and 9 show the results of the approximations for the first two transfer functions, where the relative errors are computed by

$$\frac{\|G_1(\omega_1 i) - \hat{G}_1(\omega_1 i)\|_2}{\|G_1(\omega_1 i)\|_2} \quad \text{and} \quad \frac{\|G_2(\omega_1 i, \omega_2 i) - \hat{G}_2(\omega_1 i, \omega_2 i)\|_2}{\|G_2(\omega_1 i, \omega_2 i)\|_2},$$

for $\omega_1, \omega_2 \in [10^{-2}, 10^2]$. For both transfer function levels, we observe that FOInt(36) is not as accurate as StrInt and FOInt(72), which both nicely approximate the transfer functions except for higher frequencies, where the unstructured approximation seems to have the same numerical drift-off effect as in the SISO case.

5 Conclusions

We extended the structure-preserving interpolation framework to bilinear control systems. First, we developed the subspace conditions for structured interpolation for single-input single-output systems, both for simple and Hermite interpolation. These results were extended to structured multi-input multi-output bilinear systems as well in the setting of full matrix interpolation. The effectiveness of the proposed approach was illustrated for two structured bilinear dynamical systems: a mass-spring-damper system and a model with internal delay. The theory developed here can be applied to a much broader class of structures than these two examples.

In our examples, we made the rather simple choice of logarithmically equidistant interpolation points on the first two transfer function levels; thus the crucial problem of choosing good/optimal

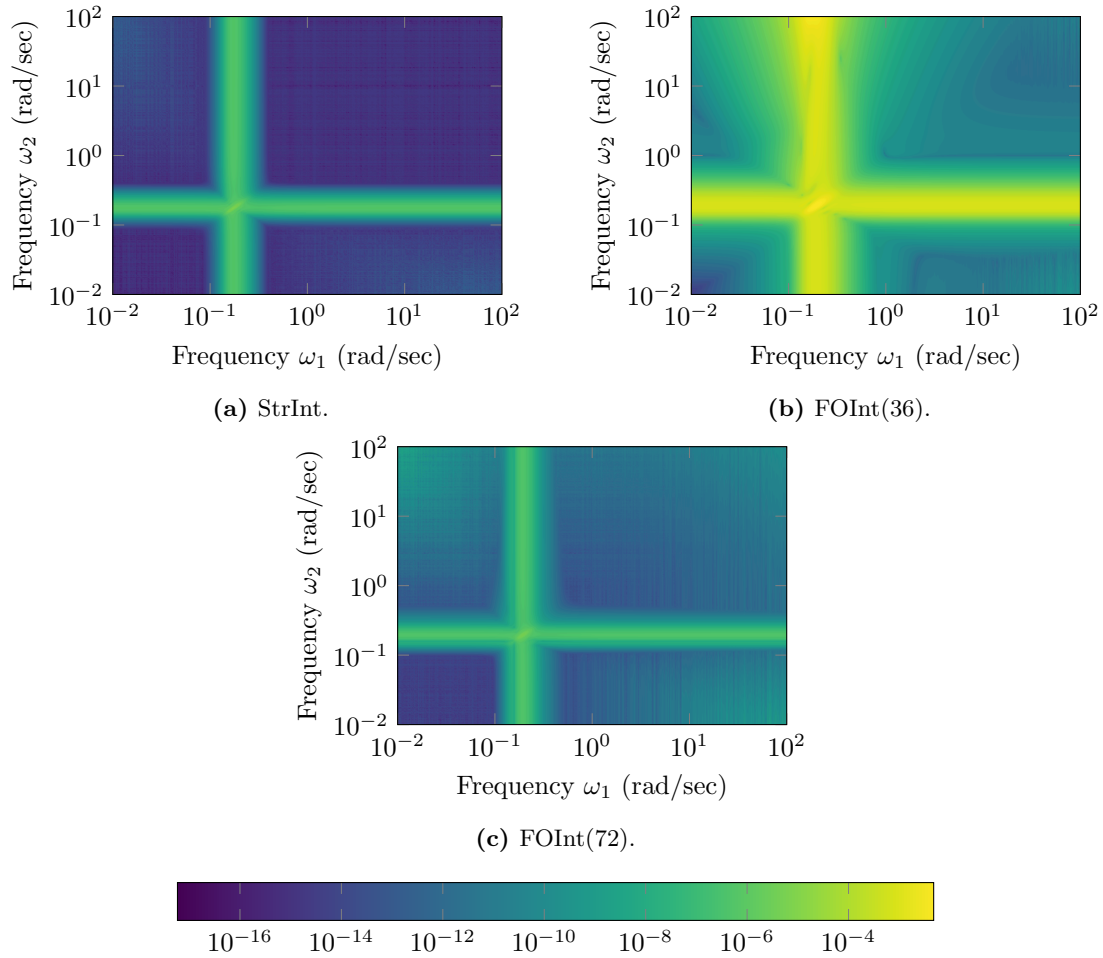


Figure 9: Relative errors of the second transfer functions for the MIMO damped mass-spring system.

interpolation points remains open. This question is not fully resolved even for structure-preserving interpolation of linear dynamical systems. Another issue to further investigate is the rapidly-enlarging reduced-order dimension in case of the matrix interpolation approach for multi-input multi-output systems. While in the linear case, tangential interpolation can be used to control the growth of the basis, there is no uniform treatment of tangential interpolation for bilinear systems yet. This issue will be studied in a separate work.

Acknowledgments

Benner and Werner were supported by the German Research Foundation (DFG) Research Training Group 2297 “MathCoRe”, Magdeburg, and the German Research Foundation (DFG) Priority Program 1897: “Calm, Smooth and Smart – Novel Approaches for Influencing Vibrations by Means of Deliberately Introduced Dissipation”. Gugercin was supported in parts by National Science Foundation under Grant No. DMS-1720257 and DMS-1819110. Part of this material is based upon work supported by the National Science Foundation under Grant No. DMS-1439786 and by the Simons Foundation Grant No. 50736 while Gugercin and Benner were in residence at the Institute for Computational and Experimental Research in Mathematics in Providence, RI, during the “Model and dimension reduction in uncertain and dynamic systems” program.

We would like to thank Jens Saak for constructive discussions about the used notation and writing down of this paper, and Igor Pontes Duff Pereira and Ion Victor Gosea for providing

MATLAB codes used for the generation of the bilinear time-delay example.

References

- [1] M. I. Ahmad, P. Benner, and P. Goyal. Krylov subspace-based model reduction for a class of bilinear descriptor systems. *J. Comput. Appl. Math.*, 315:303–318, 2017. doi:[10.1016/j.cam.2016.11.009](https://doi.org/10.1016/j.cam.2016.11.009).
- [2] S. Al-Baiyat, A. S. Farag, and M. Bettayeb. Transient approximation of a bilinear two-area interconnected power system. *Electric Power Systems Research*, 26(1):11–19, 1993. doi:[10.1016/0378-7796\(93\)90064-L](https://doi.org/10.1016/0378-7796(93)90064-L).
- [3] A. C. Antoulas, C. A. Beattie, and S. Gugercin. *Interpolatory Methods for Model Reduction*. Computational Science & Engineering. Society for Industrial and Applied Mathematics, Philadelphia, PA, 2020. doi:[10.1137/1.9781611976083](https://doi.org/10.1137/1.9781611976083).
- [4] A. C. Antoulas, I. V. Gosea, and A. C. Ionita. Model reduction of bilinear systems in the Loewner framework. *SIAM J. Sci. Comput.*, 38(5):B889–B916, 2016. doi:[10.1137/15M1041432](https://doi.org/10.1137/15M1041432).
- [5] Z. Bai and D. Skoogh. A projection method for model reduction of bilinear dynamical systems. *Linear Algebra Appl.*, 415(2–3):406–425, 2006. doi:[10.1016/j.laa.2005.04.032](https://doi.org/10.1016/j.laa.2005.04.032).
- [6] C. A. Beattie and S. Gugercin. Interpolatory projection methods for structure-preserving model reduction. *Syst. Control Lett.*, 58(3):225–232, 2009. doi:[10.1016/j.sysconle.2008.10.016](https://doi.org/10.1016/j.sysconle.2008.10.016).
- [7] P. Benner and T. Breiten. On H_2 -model reduction of linear parameter-varying systems. *Proc. Appl. Math. Mech.*, 11(1):805–806, 2011. doi:[10.1002/pamm.201110391](https://doi.org/10.1002/pamm.201110391).
- [8] P. Benner and T. Breiten. Interpolation-based \mathcal{H}_2 -model reduction of bilinear control systems. *SIAM J. Matrix Anal. Appl.*, 33(3):859–885, 2012. doi:[10.1137/110836742](https://doi.org/10.1137/110836742).
- [9] P. Benner, T. Breiten, and T. Damm. Generalized tangential interpolation for model reduction of discrete-time MIMO bilinear systems. *Internat. J. Control*, 84(8):1398–1407, 2011. doi:[10.1080/00207179.2011.601761](https://doi.org/10.1080/00207179.2011.601761).
- [10] P. Benner, X. Cao, and W. Schilders. A bilinear \mathcal{H}_2 model order reduction approach to linear parameter-varying systems. *Adv. Comput. Math.*, 45:2241–2271, 2019. doi:[10.1007/s10444-019-09695-9](https://doi.org/10.1007/s10444-019-09695-9).
- [11] P. Benner and T. Damm. Lyapunov equations, energy functionals, and model order reduction of bilinear and stochastic systems. *SIAM J. Control Optim.*, 49(2):686–711, 2011. doi:[10.1137/09075041X](https://doi.org/10.1137/09075041X).
- [12] P. Benner and P. Goyal. Multipoint interpolation of Volterra series and \mathcal{H}_2 -model reduction for a family of bilinear descriptor systems. *Syst. Control Lett.*, 97:1–11, 2016. doi:[10.1016/j.sysconle.2016.08.008](https://doi.org/10.1016/j.sysconle.2016.08.008).
- [13] P. Benner and J. Saak. Efficient balancing-based MOR for large-scale second-order systems. *Math. Comput. Model. Dyn. Syst.*, 17(2):123–143, 2011. doi:[10.1080/13873954.2010.540822](https://doi.org/10.1080/13873954.2010.540822).
- [14] T. Breiten and T. Damm. Krylov subspace methods for model order reduction of bilinear control systems. *Syst. Control Lett.*, 59(8):443–450, 2010. doi:[10.1016/j.sysconle.2010.06.003](https://doi.org/10.1016/j.sysconle.2010.06.003).
- [15] A. Bruns and P. Benner. Parametric model order reduction of thermal models using the bilinear interpolatory rational Krylov algorithm. *Math. Comput. Model. Dyn. Syst.*, 21(2):103–129, 2015. doi:[10.1080/13873954.2014.924534](https://doi.org/10.1080/13873954.2014.924534).

- [16] T. Carleman. Application de la théorie des équations intégrales linéaires aux systèmes d'équations différentielles non linéaires. *Acta Math.*, 59:63–87, 1932. doi:[10.1007/BF02546499](https://doi.org/10.1007/BF02546499).
- [17] M. Condon and R. Ivanov. Krylov subspaces from bilinear representations of nonlinear systems. *Compel-Int. J. Comp. Math. Electr. Electron. Eng.*, 26(2):399–406, 2007. doi:[10.1108/03321640710727755](https://doi.org/10.1108/03321640710727755).
- [18] L. Feng and P. Benner. A note on projection techniques for model order reduction of bilinear systems. In *AIP Conference Proceedings*, volume 936, pages 208–211, 2007. doi:[10.1063/1.2790110](https://doi.org/10.1063/1.2790110).
- [19] G. M. Flagg and S. Gugercin. Multipoint Volterra series interpolation and \mathcal{H}_2 optimal model reduction of bilinear systems. *SIAM J. Matrix Anal. Appl.*, 36(2):549–579, 2015. doi:[10.1137/130947830](https://doi.org/10.1137/130947830).
- [20] K. Gallivan, A. Vandendorpe, and P. Van Dooren. Model reduction of MIMO systems via tangential interpolation. *SIAM J. Matrix Anal. Appl.*, 26(2):328–349, 2004. doi:[10.1137/S0895479803423925](https://doi.org/10.1137/S0895479803423925).
- [21] I. V. Gosea, I. Pontes Duff, P. Benner, and A. C. Antoulas. Model order reduction of bilinear time-delay systems. In *Proc. of 18th European Control Conference (ECC)*, pages 2289–2294, 2019. doi:[10.23919/ECC.2019.8796085](https://doi.org/10.23919/ECC.2019.8796085).
- [22] S. Gugercin, T. Stykel, and S. Wyatt. Model reduction of descriptor systems by interpolatory projection methods. *SIAM J. Sci. Comput.*, 35(5):B1010–B1033, 2013. doi:[10.1137/130906635](https://doi.org/10.1137/130906635).
- [23] C. S. Hsu, U. B. Desai, and C. A. Crawley. Realization algorithms and approximation methods of bilinear systems. In *The 22nd IEEE Conference on Decision and Control, San Antonio, TX, USA*, pages 783–788, 1983. doi:[10.1109/CDC.1983.269628](https://doi.org/10.1109/CDC.1983.269628).
- [24] A. Y. Khapalov. Controllability of the semilinear parabolic equation governed by a multiplicative control in the reaction term: a qualitative approach. In *42nd IEEE International Conference on Decision and Control (IEEE Cat. No.03CH37475)*, volume 2, pages 1487–1491, 2003. doi:[10.1109/CDC.2003.1272822](https://doi.org/10.1109/CDC.2003.1272822).
- [25] S. G. Korpeoglu and I. Kucuk. Optimal control of a bilinear system with a quadratic cost functional. In *2018 Fourth International Conference on Computing Communication Control and Automation (ICCUBEA)*, pages 1–6, 2018. doi:[10.1109/ICCUBEA.2018.8697554](https://doi.org/10.1109/ICCUBEA.2018.8697554).
- [26] K. Kowalski and W.-H. Steeb. *Nonlinear Dynamical Systems and Carleman Linearization*. World Scientific, Singapore, 1991. doi:[10.1142/1347](https://doi.org/10.1142/1347).
- [27] V. Mehrmann and T. Stykel. Balanced truncation model reduction for large-scale systems in descriptor form. In P. Benner, V. Mehrmann, and D. C. Sorensen, editors, *Dimension Reduction of Large-Scale Systems*, volume 45 of *Lect. Notes Comput. Sci. Eng.*, pages 83–115. Springer-Verlag, Berlin/Heidelberg, Germany, 2005. doi:[10.1007/3-540-27909-1_3](https://doi.org/10.1007/3-540-27909-1_3).
- [28] R. R. Mohler. Natural bilinear control processes. *IEEE Transactions on Systems Science and Cybernetics*, 6(3):192–197, 1970. doi:[10.1109/TSSC.1970.300341](https://doi.org/10.1109/TSSC.1970.300341).
- [29] R. R. Mohler. *Bilinear Control Processes: With Applications to Engineering, Ecology and Medicine*, volume 106 of *Mathematics in Science and Engineering*. Academic Press, New York, London, 1973.
- [30] Y. Ou. *Optimal Control of a Class of Nonlinear Parabolic PDE Systems Arising in Fusion Plasma Current Profile Dynamics*. PhD thesis, Lehigh University, Bethlehem, Pennsylvania, USA, 2010.
- [31] K. Qian and Y. Zhang. Bilinear model predictive control of plasma keyhole pipe welding process. *J. Manuf. Sci. Eng.*, 136(3):031002, 2014. doi:[10.1115/1.4025337](https://doi.org/10.1115/1.4025337).

- [32] A. C. Rodriguez, S. Gugercin, and J. Boggaard. Interpolatory model reduction of parameterized bilinear dynamical systems. *Adv. Comput. Math.*, 44(6):1887–1916, 2018. doi:[10.1007/s10444-018-9611-y](https://doi.org/10.1007/s10444-018-9611-y).
- [33] W. J. Rugh. *Nonlinear System Theory: The Volterra/Wiener Approach*. The Johns Hopkins University Press, Baltimore, 1981.
- [34] J. Saputra, R. Saragih, and D. Handayani. Robust H_∞ controller for bilinear system to minimize HIV concentration in blood plasma. *J. Phys.: Conf. Ser.*, 1245:012055, 2019. doi:[10.1088/1742-6596/1245/1/012055](https://doi.org/10.1088/1742-6596/1245/1/012055).
- [35] L. Zhang and J. Lam. On H_2 model reduction of bilinear systems. *Automatica J. IFAC*, 38(2):205–216, 2002. doi:[10.1016/S0005-1098\(01\)00204-7](https://doi.org/10.1016/S0005-1098(01)00204-7).