

Parton distribution functions from lattice QCD at physical quark masses via the pseudo-distribution approach

Manjunath Bhat,¹ Krzysztof Cichy,¹ Martha Constantinou,² and Aurora Scapellato¹

¹*Faculty of Physics, Adam Mickiewicz University,
ul. Uniwersytetu Poznańskiego 2, 61-614 Poznań, Poland*

²*Temple University, 1925 N. 12th Street, Philadelphia, PA 19122-1801, USA*

(Dated: December 9, 2021)

One of the great challenges of QCD is to determine the partonic structure of the nucleon from first principles. In this work, we provide such a determination of the unpolarized parton distribution function (PDF), utilizing the non-perturbative formulation of QCD on the lattice. We apply Radyushkin's pseudo-distribution approach to lattice results obtained using simulations with the light quark mass fixed to its physical value; this is the first ever attempt for this approach directly at the physical point. The extracted coordinate-space matrix elements are used to find the relevant physical Ioffe time distributions from a matching procedure. The full Bjorken- x dependence of PDFs is resolved using several reconstruction methods to tackle the ill-conditioned inverse problem encountered when using discrete lattice data. Another novelty of this calculation is the consideration of the combination with antiquarks $q_v + 2\bar{q}$. The latter, together with the non-singlet valence quark PDF q_v , provides information on the full distribution. Good agreement is found with PDFs from global fits already within statistical uncertainties and it is further improved by quantifying several systematic effects. The results presented here are the first ever *ab initio* determinations of PDFs fully consistent with global fits in the whole x -range. Thus, they pave the way to investigating a wider class of partonic distributions, such as e.g. singlet PDFs and generalized parton distributions. Therefore, essential and yet missing first-principle insights can be achieved, complementing the rich experimental programs dedicated to the structure of the nucleon.

I. INTRODUCTION

Despite the fact that the nucleon is the main building block of visible matter and is responsible for almost all of the mass of the visible Universe, it is only now that several aspects of its internal structure are beginning to be thoroughly explored. The wealth of data from present-day experiments, e.g. from the Large Hadron Collider and the Jefferson Laboratory 6 and 12 GeV programs, allows us to unravel many details that so far eluded any insight. Moreover, the planned and recently approved Electron-Ion Collider at the Brookhaven National Laboratory, that will start operation in around ten years, is oriented at answering important questions about the nucleon structure, such as of the origin of the proton mass, the spin distribution and the role of gluons [1]. Along with the experimental efforts, there is constant progress in the theoretical understanding, based on exhaustive analyses of empirical data and various approaches to describe the physics of the strong dynamics of partons (quarks and gluons), governed by the theory of quantum chromodynamics (QCD). One of the most important tools is perturbation theory, which is, however, limited to high energy scales, at which the perturbative expansion can evince convergence. Meanwhile, it is clear that all energy scales contribute to the dynamics of the nucleon and hence the description of the non-perturbative aspects is of essential importance. This can take the form of phenomenological models, which have led to important successes. However, a truly *ab initio* knowledge is, in principle, still possible to extract directly from the QCD Lagrangian. The most

successful non-perturbative approach to QCD is to formulate it on a discrete spacetime grid, the lattice. This leads to a regularization of the QCD path integral and results in multidimensional integrals that can be evaluated numerically, usually with Monte Carlo simulations. Such computations, however, are necessarily done in Euclidean spacetime, which poses a fundamental problem for partonic physics, most naturally formulated in terms of light-cone correlations. The latter cannot be accessed in Euclidean lattice QCD (LQCD) and thus, the information on the nucleon structure from LQCD has been limited for many years. Most of the insights were obtained from lattice calculations of moments of parton distribution functions (PDFs) and generalized parton distributions (GPDs). In principle, the full distributions can be reconstructed from a sufficiently large number of their moments, as obtained from LQCD. However, in practice, the computations are limited to only the lowest 2-3 moments. For higher moments, the breaking of rotational symmetry implied by the lattice leads to unavoidable power-divergent mixings with lower-dimensional operators and what is more, the signal-to-noise ratio for such higher moments is quickly decaying. For recent calculations of the low moments by the Extended Twisted Mass Collaboration (ETMC), we refer the interested reader to Refs. [2–7].

Extending the calculations of moments to the full x -dependence of the partonic distributions has been a subject of intense studies over the years. Even though the early proposals date back to the previous century, the recent revival of this topic, one that brought considerable

progress to this field, came with the proposal of Ji [8] to calculate so-called quasi-distributions. They are related to the desired light-cone distributions, but computable on a Euclidean lattice. The underlying idea is to replace the light-cone correlations in the definition of a distribution by spatial ones between boosted nucleon states. One can then exploit the fact that the obtained quasi-distributions share the infrared physics with their light-cone counterparts. As a consequence, their difference is in the ultraviolet and can be matched using perturbation theory, utilizing the so-called Large Momentum Effective Theory (LaMET) [9]. Ji's proposal sparked a huge tide of theoretical and numerical efforts to understand crucial aspects of this approach, such as renormalizability and appropriate renormalization prescriptions, matching, nucleon mass corrections, higher-twist effects, finite volume effects, as well as to extract the distributions in various setups, see e.g. Refs. [10–54].

Quasi-distributions can be thought of as generalization of the light-cone ones to the finite-momentum frame. As shown by Radyushkin in a series of papers [36, 55–61], the same matrix elements that specify a quasi-distribution can also be used to define another generalization of its light-cone counterpart, the so-called pseudo-distribution. These matrix elements can be viewed as functions of two Lorentz invariants. The first one is the spacetime interval z^2 , where z^μ can be taken as $(0, 0, 0, z_3)$ and describes the separation between the quarks in the inserted operator (containing the Wilson line to guarantee gauge invariance). The other Lorentz invariant is the product $\nu \equiv -p \cdot z$ (with p^μ being the nucleon boost) and the variable ν is called the Ioffe time [62]. The matrix elements written as the function of z^2 and ν are called Ioffe-time distributions (ITDs).

The underlying difference between quasi- and pseudo-distributions is that the former are defined as the Fourier transform of the matrix elements in z_3 , while to obtain the latter, one takes the transform in the Ioffe time. This has far-reaching consequences and makes the approaches inequivalent, even though they can be computed from the same matrix elements. In particular, pseudo-distributions have the canonical support in the Bjorken- x fraction, $-1 \leq x \leq 1$, as opposed to quasi ones that can be non-zero also for x outside of this range. The matching of pseudo-distributions to the light-cone frame [31, 36, 59, 63] is performed at the level of ITDs. As we shall see below, the matching is numerically a smaller effect than for quasi-PDFs. In particular, it depends less significantly on the region of x . It is also an important difference that pseudo-distributions can fully utilize lattice data at all nucleon boosts, i.e. they contain physical information also from low momenta, effectively at small Ioffe times. Thus, the matching of ITDs is not based on LaMET, but still on a factorization of the finite-momentum distribution into a light-cone one and a perturbatively computable matching coefficient. The pseudo-distribution approach to extract the valence unpolarized PDF of the nucleon was explored first in the

quenched setup [64] and recently it was extended to include the effects of dynamical quarks at non-physical masses [65] and to investigate the PDFs of the pion [66]. Even more recently, it was also applied in a setup with light quark mass close to, but not yet directly at its physical value, with the corresponding pion mass of 170 MeV [67]. In addition, moments of ITDs were computed [37] and the general issue of reconstructing distributions from ITDs under incomplete Fourier transforms was analyzed in related studies by the same group [44].

Apart from approaches based on ITDs, we also mention other proposed methods that can lead to determinations of the full x -dependence of partonic distributions. Instead of using a Wilson line to ensure gauge invariance, they can employ auxiliary propagators, of fictitious scalar [68], heavy [69] or light quarks [70–72]. Approaches based on the hadronic tensor also exist [73, 74]. Similarly to quasi- and pseudo-distributions, these methods are also intensely investigated by various groups, see e.g. Refs. [75–78]. An extensive review of these efforts, with emphasis on the most investigated approach of quasi-distributions, can be found in Ref. [79]. Recently, a review devoted to the principles and various applications of LaMET also appeared [80].

In this paper, we apply the pseudo-distribution approach for the first time to lattice data obtained with light quark mass fixed to its physical value. Another novel aspect is the extraction of not only the valence distribution, denoted here by $q_v(x)$, but also of the combination with antiquarks $q_v(x) + 2\bar{q}(x)$. In this way, we are able to present results for the full distribution, $q(x) = q_v(x) + \bar{q}(x)$ and for the sea quark PDF, $q_s(x) = \bar{q}(x)$. We explore several systematic effects inherited in lattice computations and we address the issue of reconstructing the PDFs from ITDs, subject to an ill-defined inverse problem. We show that this leads ultimately to full consistency between all considered distributions and the corresponding ones from global fits, in the whole range of Bjorken- x . Even though at the present stage full quantification of all systematics is not yet possible, the results obtained in this work are unambiguously optimistic and demonstrate the potential of the techniques for an issue that was for many years thought to be too difficult for the lattice.

The outline of the remainder of the paper is the following. In Sec. II, we discuss theoretical principles of pseudo-PDFs and practical aspects of their computations. Then, we present the lattice details of the calculation in Sec. III. In Sec. IV, we show our results for the pseudo-distributions and their matching to light-cone ITDs and we compare different methods for the reconstruction of PDFs. We also discuss systematic effects from the choice of the Ioffe time range, the value of the strong coupling constant and from other sources and in Sec. IV D, we show our final PDFs. Finally, we conclude and discuss future prospects in Sec. V.

II. THEORETICAL SETUP AND ANALYSIS TECHNIQUES

We start by summarizing the relevant steps in the procedure leading from lattice-extracted matrix elements (pseudo-ITDs) to the light-cone distributions, ITDs and PDFs after a suitable reconstruction. We refer the Reader to the review of Ref. [60] for an extensive discussion on the theoretical principles and properties of pseudo-distributions.

The underlying matrix elements computed on the lattice are defined (in Euclidean spacetime) as

$$\mathcal{M}(\nu, z^2) = \langle P | \bar{\psi}(0, z) \gamma_0 W(z, 0) \psi(0, 0) | P \rangle, \quad (1)$$

where $|P\rangle$ is a boosted nucleon state with four-momentum $P_\mu = (P_0, 0, 0, P_3)$ and $W(z, 0)$ is a straight Wilson line. The Wilson line is chosen along the direction of the boost and has length z (i.e. we take $z^\mu = (0, 0, 0, z)$ and z will henceforth refer to the length of z^μ). With this choice of kinematics, the Ioffe time $\nu = P_3 z$. The Dirac structure γ_0 leads to a faster convergence to the light-cone ITD, as compared to another plausible choice of the γ_3 structure [55]. It was also found that γ_0 avoids a finite mixing with the twist-3 scalar operator due to the breaking of chiral symmetry by some fermionic discretizations [23].

The matrix element defined by Eq. (1) exhibits two kinds of divergences: standard logarithmic one and a power divergence related to the Wilson line. However, it has been shown to be multiplicatively renormalizable to all orders in perturbation theory [21, 22]. In Ref. [64], it was suggested that the divergences can be canceled by forming a double ratio with zero-momentum and local ($z = 0$) matrix elements:

$$\mathfrak{M}(\nu, z^2) = \frac{\mathcal{M}(\nu, z^2) / \mathcal{M}(\nu, 0)}{\mathcal{M}(0, z^2) / \mathcal{M}(0, 0)}. \quad (2)$$

We follow this renormalization procedure and we refer to $\mathfrak{M}(\nu, z^2)$ as reduced matrix elements or pseudo-ITDs. It is important to emphasize that the double ratio not only removes the divergences, but also part of the higher-twist contamination, which is generically of $\mathcal{O}(z^2 \Lambda_{\text{QCD}}^2)$ [64]. The double ratio defines a renormalization scheme where the renormalization scale is proportional to the inverse length of the Wilson line.

To get from pseudo-ITDs to light-cone ITDs and finally to light-cone PDFs, a matching procedure is required, similarly to the quasi-PDFs case. The reduced matrix elements, defined at different scales $1/z$, need to be evolved to a common scale, $1/z'$, and it is desirable to also convert them to the renormalization scheme commonly used for PDFs, the $\overline{\text{MS}}$ scheme, where its renormalization scale will be denoted by μ . The full matching equation, to one-loop order in perturbation theory, reads

[31, 36, 59, 63]:

$$\mathfrak{M}(\nu, z^2) = Q(\nu, \mu^2) + \frac{\alpha_s C_F}{2\pi} \int_0^1 du \times \left[\ln \left(z^2 \mu^2 \frac{e^{2\gamma_E+1}}{4} \right) B(u) + L(u) \right] Q(u\nu, \mu^2), \quad (3)$$

where $Q(\nu, \mu^2)$ is the $\overline{\text{MS}}$ -scheme light-cone ITD and the functions convoluted with Q are

$$B(u) = \left[\frac{1+u^2}{1-u} \right]_+, \quad (4)$$

$$L(u) = \left[4 \frac{\ln(1-u)}{1-u} - 2(1-u) \right]_+ \quad (5)$$

with the plus prescription defined as

$$\int_0^1 [f(u)]_+ Q(u\nu) = \int_0^1 f(u) (Q(u\nu) - Q(\nu)). \quad (6)$$

The matching equation consists of two parts. The part containing the kernel $B(u)$ evolves the pseudo-ITDs to a common scale μ and the part with $L(u)$ converts to the $\overline{\text{MS}}$ scheme.

We invert the matching equation and to look separately into the effect of evolution and scheme conversion, we introduce intermediate evolved ITDs, $\mathfrak{M}'(\nu, z^2, \mu^2)$. Thus,

$$\mathfrak{M}'(\nu, z^2, \mu^2) = \mathfrak{M}(\nu, z^2) - \frac{\alpha_s C_F}{2\pi} \int_0^1 du \times \ln \left(z^2 \mu^2 \frac{e^{2\gamma_E+1}}{4} \right) B(u) \mathfrak{M}(u\nu, z^2). \quad (7)$$

The evolved ITD has three arguments, the Ioffe time ν , the common scale μ and the initial scale z . In principle, its value should be independent of the initial scale and we will test this conjecture up to our statistical precision. The scheme conversion then follows:

$$Q(\nu, z^2, \mu^2) = \mathfrak{M}'(\nu, z^2, \mu^2) - \frac{\alpha_s C_F}{2\pi} \int_0^1 du L(u) \mathfrak{M}(u\nu, z^2), \quad (8)$$

where again we will test the independence on the initial scale. For the reconstruction of the final PDF, discussed below, we will average the matched ITDs $Q(\nu, z^2, \mu^2)$ for cases where a given Ioffe time is achieved by different combinations of (P_3, z) and denote such an average by $Q(\nu, \mu^2)$.

The ITDs, $Q(\nu, \mu^2)$, are related to PDFs, $q(x, \mu^2)$, by a Fourier transform in Ioffe time:

$$Q(\nu, \mu^2) = \int_{-1}^1 dx e^{i\nu x} q(x, \mu^2), \quad (9)$$

where the antiquark distribution for positive x is $\bar{q}(x) = -q(-x)$. Decomposing into real and imaginary parts and

using this property, one obtains

$$\begin{aligned} \text{Re } Q(\nu, \mu^2) &= \int_0^1 dx \cos(\nu x) (q(x, \mu^2) - \bar{q}(x, \mu^2)) \\ &= \int_0^1 dx \cos(\nu x) q_v(x, \mu^2), \end{aligned} \quad (10)$$

$$\begin{aligned} \text{Im } Q(\nu, \mu^2) &= \int_0^1 dx \sin(\nu x) (q(x, \mu^2) + \bar{q}(x, \mu^2)) \\ &= \int_0^1 dx \sin(\nu x) q_{v2s}(x, \mu^2), \end{aligned} \quad (11)$$

which relate the valence distribution, $q_v = q - \bar{q}$, to the real part of the ITDs and the other non-singlet distribution involving two flavors, $q_{v2s} \equiv q_v + 2\bar{q} = q + \bar{q}$, to the imaginary part of the ITDs.

All of the equations (9)-(11) involve a known left-hand side (reduced ITDs computed on the lattice and subject to the matching procedure) and integrals of a partonic distribution to be determined. As discussed in detail in Ref. [37], such determination poses an inverse problem, related to the fact that inverse equations are ill-defined. Namely, they involve an integral over continuous Ioffe time up to infinity, while on the lattice, one is necessarily restricted to a finite number of determinations of $Q(\nu)$ that cover only a finite range of Ioffe time, from 0 up to some ν_{max} . To reconstruct the distributions, we will follow three ways. The inverse problem stems from having incomplete information and hence, solving it is not possible without additional assumptions. There is an infinite number of possible assumptions to provide the missing information and thus, it is important to use as mild ones as possible, in order not to bias the reconstruction procedure. We will perform naive Fourier transforms and we will use two additional ways of handling the inverse problem. First, we will apply the Backus-Gilbert (BG) method [81], originally proposed to be used in PDF reconstruction in Ref. [37]. Second, we will perform reconstruction by fitting the matrix elements using a fitting ansatz for the light-cone PDF, as suggested in Ref. [65].

The BG method minimizes the variance of the solution to the inverse problem, i.e. it maximizes its stability with respect to variation of the data within their errors. This variance minimization condition is a model-independent assumption that provides a unique distribution given a set of input ITDs. For each value of Bjorken- x , the minimization condition defines a d -dimensional vector $\mathbf{a}_K(x)$ (where d is the number of available evaluations of the input ITD), which is an approximate inverse of the kernel function $\mathbf{K}(x)$ (the cosine or the sine function, respectively for Eqs. (10)-(11)), i.e.

$$\Delta(x - x') = \sum_{\nu} a_K(x)_{\nu} K(x')_{\nu}, \quad (12)$$

where $\mathbf{K}(x')$ is taken as a d -dimensional vector with elements $K(x')_{\nu} = \cos(\nu x')$ or $K(x')_{\nu} = \sin(\nu x')$. In the ideal case of $d \rightarrow \infty$ evaluations of the ITD spanning the

infinite range of Ioffe times, thus defined vector $\mathbf{a}_K(x)$ would lead to $\Delta(x - x')$ being the Dirac delta function $\delta(x - x')$. In turn, for finite d , $\mathbf{a}_K(x)$ leads to an approximation to the Dirac delta function with minimized width. We find the vectors $\mathbf{a}_K(x)$ from width minimization conditions, spelled out explicitly e.g. in Ref. [37], which yield

$$\mathbf{a}_K(x) = \frac{\mathbf{M}_K^{-1}(x) \mathbf{u}_K}{\mathbf{u}_K^T \mathbf{M}_K^{-1}(x) \mathbf{u}_K}, \quad (13)$$

where the elements of the $d \times d$ -dimensional matrix $\mathbf{M}_K(x)$ are given by

$$M_K(x)_{\nu\nu'} = \int_0^1 dx' (x - x')^2 K(x')_{\nu} K(x')_{\nu'} + \rho \delta_{\nu\nu'} \quad (14)$$

and of the d -dimensional vector \mathbf{u}_K by

$$u_{K\nu} = \int_0^1 dx' K(x')_{\nu}. \quad (15)$$

The parameter ρ in $\mathbf{M}_K(x)$ regularizes this matrix (Tikhonov regularization [82], see also Refs. [37, 83, 84]), making it invertible. The value of ρ should be relatively small in order not to bias the result and not to decrease the resolution of the method. In our study, we find that $\rho = 10^{-3}$ is a good compromise, with smaller values introducing large oscillations in the final distributions due to the presence of very small eigenvalues of $\mathbf{M}_K(x)$.

Having found the vectors $\mathbf{a}_K(x)$ (for both kernel functions), the distributions q_v or q_{v2s} are reconstructed as

$$q_{v/v2s}(x, \mu^2) = \sum_{\nu} a_K(x)_{\nu} \text{Re/Im } Q(\nu, \mu^2). \quad (16)$$

We will also consider a version of the BG procedure with preconditioning (BG_{precond}), which can be applied in a case where a realistic guess of the solution of the inverse problem is available. In this variant, the kernel function and the desired distribution are rescaled by a function $p(x)$, $\tilde{\mathbf{K}}(x) = \mathbf{K}(x)p(x)$ and $\tilde{q}(x) = q(x)/p(x)$. Then, $\tilde{q}(x)$ embodies the deviation of the reconstructed distribution from $p(x)$. The procedure of calculating the vectors $\mathbf{a}_K(x)$ is unchanged, apart from using the rescaled kernel and taking into account the preconditioning function in the final reconstruction equation:

$$q_{v/v2s}(x, \mu^2) = \sum_{\nu} a_K(x)_{\nu} p(x) \text{Re/Im } Q(\nu, \mu^2). \quad (17)$$

The other reconstruction technique that we will use is to assume a functional form of a fitting ansatz for the light-cone PDF. This is analogous to procedures used in phenomenological fits of PDFs from experimental data. We will adhere to the simplest reasonable functional form that captures the expected limiting behaviors at low and large- x for both q_v and q_{v2s} , in the range $x \in (0, 1)$:

$$q(x) = N x^a (1 - x)^b, \quad (18)$$

where the exponents a, b are fitting parameters. N is fixed to $1/B(a+1, b+1)$ for q_v , where $B(x, y)$ is the Euler beta function, related to the gamma function, $B(x, y) = \Gamma(x)\Gamma(y)/\Gamma(x+y)$. This ensures the normalization of the valence distribution to 1. In the case of $q_v + 2\bar{q}$, N is left as an additional fitting parameter.

The fits are performed minimizing the χ^2 function defined as

$$\chi^2 = \sum_{\nu=0}^{\nu_{\max}} \frac{Q(\nu, \mu^2) - Q_f(\nu, \mu^2)}{\sigma_Q^2(\nu, \mu^2)}, \quad (19)$$

where $\sigma_Q^2(\nu, \mu^2)$ is the statistical error of the light-cone ITD $Q(\nu, \mu^2)$. $Q_f(\nu, \mu^2)$ is given by the cosine/sine Fourier transform of the fitting ansatz (18), respectively for fits of the real/imaginary part of ITDs. The fitting function is continuous and thus, this Fourier transform is not subject to any inverse problem. We will refer to the values of Q_f as “fitted” ITDs and they are a continuous function of the Ioffe time. Note the fits depend on the maximum Ioffe time, ν_{\max} , and we will investigate different choices of this parameter and the sensitivity of the final PDF results to this choice.

III. LATTICE SETUP

The underlying matrix elements are the same as the ones used for the computation of quasi-PDFs. Thus, we use the matrix elements of Eq. (1), calculated in Refs. [32, 45], corresponding to the Dirac structure γ_0 of the unpolarized PDF case. For quasi-PDFs, the Fourier transform defining the distributions is performed at a fixed nucleon boost P_3 and the data of Refs. [32, 45] concern the cases of $P_3 = 6\pi/L, 8\pi/L, 10\pi/L$, corresponding to 0.83 GeV, 1.11 GeV and 1.38 GeV in physical units, respectively. In the pseudo-PDF approach, the Fourier transform is taken in Ioffe time and hence can profit also from data at low nucleon momenta. Moreover, the double ratio that defines the reduced ITDs requires the knowledge of the zero-boost matrix elements. Thus, for this work, we computed also the cases of $P_3 = 0, 2\pi/L, 4\pi/L$, i.e. 0, 0.28 GeV and 0.55 GeV.

For details of the computational techniques, we refer to the broad description in Ref. [45]. Here, we summarize the main aspects. We use one ensemble of gauge field configurations with two degenerate flavors of maximally twisted mass fermions [85, 86] with a clover improvement [87], generated by the Extended Twisted Mass Collaboration (ETMC) [88]. The gauge action is Iwasaki-improved [89]. The bare quark mass was tuned to approximately reproduce the physical value of the pion mass ($m_\pi = 130.4(4)$ MeV) and the nucleon mass ($m_N = 932(4)$ MeV) [90]. The lattice spacing is $a = 0.0938(2)(3)$ fm [90] and the lattice volume is $48^3 \times 96$ sites, which corresponds to a physical lattice extent of $L \approx 4.5$ fm.

Twisted mass fermions at maximal twist evince automatic $\mathcal{O}(a)$ improvement of physical observables. How-

ever, the matrix elements of Eq. (1) are not in this category, apart from the local ($z = 0$) case. Thus, in general, the PDFs calculated in this work have leading cut-off effects linear in the lattice spacing. As shown in Ref. [52], maximal twist can remove some of the $\mathcal{O}(a)$ contributions, but still an explicit specific improvement program is necessary to fully eliminate them. Likewise, an improvement program is needed also for other lattice discretizations, including ones preserving chiral symmetry [52].

P_3	P_3 [GeV]	N_{confs}	N_{meas}
0	0	20	320
$2\pi/L$	0.28	19	1824
$4\pi/L$	0.55	18	1728
$6\pi/L$	0.83	50	4800
$8\pi/L$	1.11	425	38250
$10\pi/L$	1.38	811	72990

TABLE I. The number of gauge field configurations (N_{confs}) and the number of measurements (N_{meas}) for each value of the nucleon boost used in this work.

In Tab. I, we summarize the statistics for the computation of matrix elements. While the statistics for $P_3 < 0.83$ GeV can be further increased, we keep it lower than the three highest momenta. This is desirable, as we aimed at a similar statistical precision for all data. At these low momenta, the signal-to-noise ratio is very favorable and thus, similar precision could be achieved already with the modest number of measurements reported in Tab. I. For all momenta, we use a source-sink separation, t_s , of 12 lattice spacings (1.13 fm), which was shown [45] to suppress excited states effects to below the statistical precision of the data. Since the contamination from excited states increases at larger momenta, the additional matrix element computations for this work can be safely assumed to be free from such effects when using $t_s = 12a$, at our level of statistical precision.

IV. RESULTS

A. Bare and reduced matrix elements

We start by showing bare matrix elements as a function of z/a for the 6 computed nucleon boosts, from 0 to 1.38 GeV, see Fig. 1. We observe that as the hadron momentum is increased, the distribution of the real part of the matrix elements becomes slightly narrower with respect to the length of the Wilson line, i.e. they decay to zero at smaller values of z . At the same time, the imaginary part becomes more pronounced for larger momenta. The local matrix element ($z = 0$) is real and contains no divergence. With the employed definition of the vector current, it is only subject to a normalization factor computed in Ref. [91], $Z_V = 0.7565(4)(19)$, and

after multiplication by it, $\mathcal{M}(0,0)$ is compatible with 1 for all nucleon boosts.

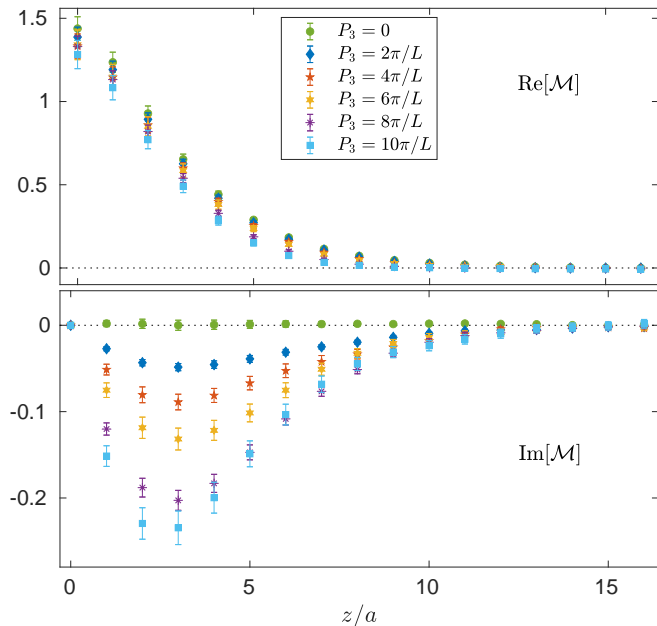


FIG. 1. Real (top) and imaginary (bottom) part of the bare matrix elements ($\mathcal{M}(\nu, z^2)$ at fixed P_3) for the unpolarized PDF. Shown are all nucleon boosts: $P_3 = 0$ (green circles), $P_3 = 2\pi/L$ (blue rhombuses), $P_3 = 4\pi/L$ (red 5-stars), $P_3 = 6\pi/L$ (yellow 6-stars), $P_3 = 8\pi/L$ (purple asterisks), $P_3 = 10\pi/L$ (cyan squares).

We form the reduced matrix elements according to Eq. (2) and plot them against the Ioffe time in Fig. 2, separately for each nucleon boost and for lengths of the Wilson line $z/a \in [0, 12]$. We observe that for values of z/a smaller than approx. 8, reduced ITDs obtained from different combinations of (P_3, z) that lead to the same Ioffe time $P_3 z$ are compatible with each other within our statistical uncertainties. This suggests that as long as the difference in the scale $1/z$ is not too large, the scale-dependence of reduced ITDs is rather small. The clearest deviations are observed in the real part for the lowest boost, $P_3 = 2\pi/L$, for $z/a > 8$, where the scales $1/z$ correspond to around 250 MeV and below.

B. Evolved and matched ITDs

The $1/z$ scale-dependence of the ITDs at a fixed Ioffe time is accounted for by the evolution equation (7). We choose to evolve all matrix elements to the scale corresponding to $\mu = 2$ GeV, which will become our final renormalization scale after scheme conversion to the $\overline{\text{MS}}$ scheme. Inspection of the logarithm in Eq. (7) reveals that the scale $\mu = 2$ GeV corresponds to ITDs being evolved to $z = 2e^{-\gamma_E - 1/2}/\mu \approx 0.72a$, i.e. around 0.067 fm at our lattice spacing ($1/z \approx 2.9$ GeV). For the strong coupling constant, we take the 1-loop value at $\mu = 2$ GeV,

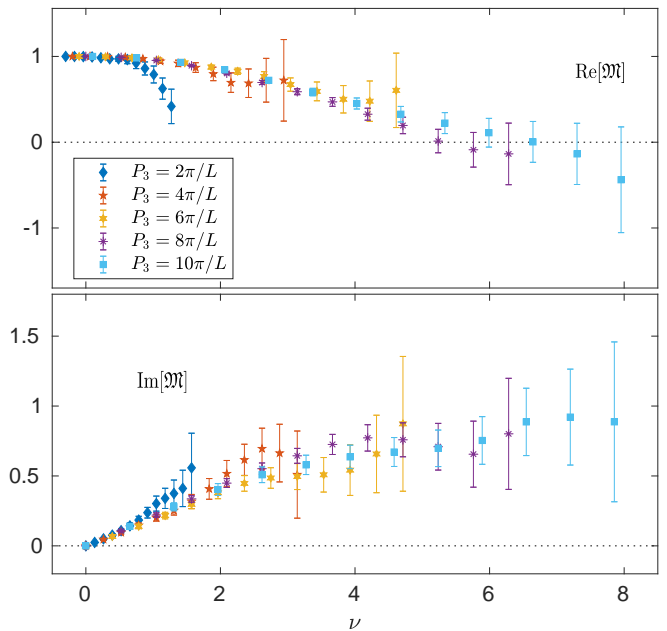


FIG. 2. Real (top) and imaginary (bottom) part of the reduced elements ($\mathfrak{M}(\nu, z^2)$ at fixed P_3) for the unpolarized PDF. Symbols are the same as used in Fig. 1.

$\alpha_s/\pi \approx 0.129$. Below, we also investigate the dependence on the choice of this value by comparing the results with the ones obtained from $\alpha_s/\pi = 0.1$, the latter taken in the quenched study of Ref. [64] and close to the value of Ref. [65], $\alpha_s/\pi \approx 0.096$, corresponding to a higher-loop coupling used in phenomenology.

The evolved ITDs are slightly closer to a universal curve (see Fig. 3), which is manifested by agreement between ITDs obtained from different combinations of (P_3, z) at the same ν up to $z/a = 10$ in the real part and for all values of z/a in the imaginary part.

The final step of the procedure to arrive at light-cone ITDs is to perform the scheme conversion according to Eq. (8). The outcome is shown in Fig. 4. The agreement between data at a given Ioffe time coming from different momenta and lengths of the Wilson line holds, similarly as for evolved ITDs, up to around 9-10 lattice spacings in the real part and for all values of z in the imaginary part.

The effects of evolution and scheme conversion are summarized in Fig. 5, where we averaged ITDs corresponding to the same Ioffe time ν , but originating from different combinations of (P_3, z) . To avoid contamination from ITDs that are off from a universal curve, we restricted the average to cases with $z/a \leq 8$. The effects of evolution and scheme conversion are opposite to each other and, interestingly, approximately equal in magnitude. Thus, the final matched ITDs turn out to be compatible, within our statistical precision, with original reduced matrix elements. It implies that the one-loop matching procedure at the level of ITDs is a small effect, which raises hope that higher-order matching effects are

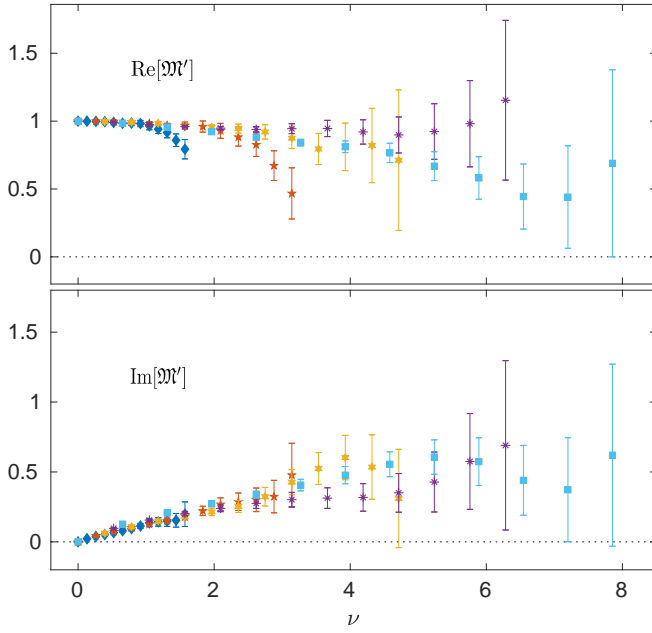


FIG. 3. Real (top) and imaginary (bottom) part of the evolved matrix elements ($\mathcal{M}'(\nu, z^2, \mu^2)$ at fixed P_3) for the unpolarized PDF. The scale after evolution is $1/z = \mu e^{\gamma_E + 1/2}/2 \approx 2.9$ GeV and corresponds to the $\overline{\text{MS}}$ scale $\mu = 2$ GeV. Symbols are the same as used in Fig. 1.

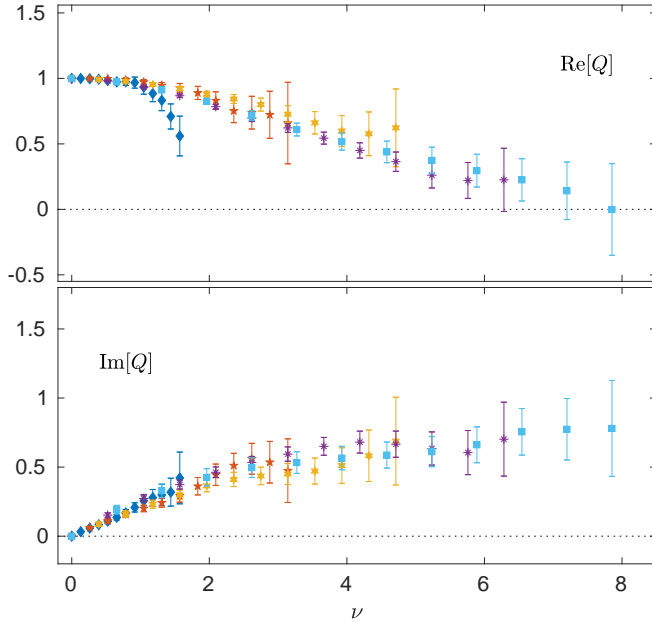


FIG. 4. Real (top) and imaginary (bottom) part of the matched $\overline{\text{MS}}(\mu = 2 \text{ GeV})$ matrix elements ($Q(\nu, z^2, \mu^2)$ at fixed P_3) for the unpolarized PDF. Symbols are the same as used in Fig. 1.

even smaller. Nevertheless, obviously, a two-loop computation is still desired to check explicitly this statement. It is also worth to contrast the one-loop matching for the case of pseudo-PDFs with the one for quasi-PDFs. In the latter case, as e.g. in Ref. [45] that used the same

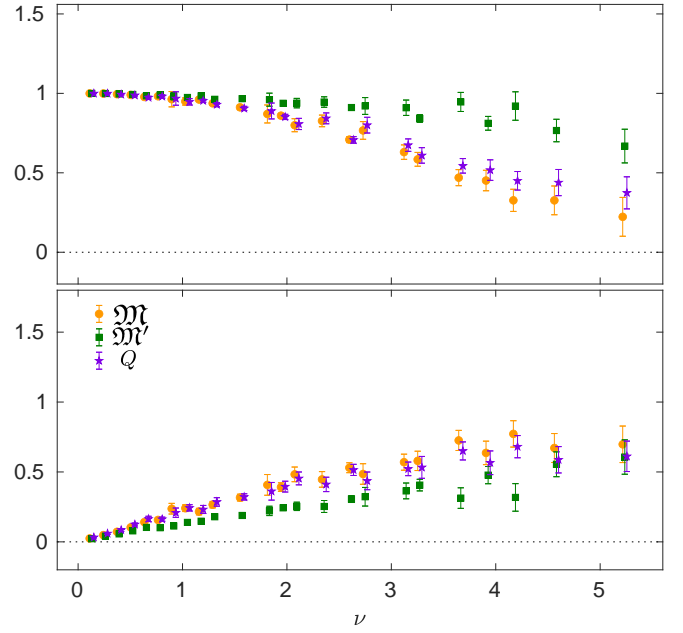


FIG. 5. Real (top) and imaginary (bottom) part of the reduced ($\mathcal{M}(\nu, z^2)$; orange circles), evolved ($\mathcal{M}'(\nu, \mu^2)$; green squares) and matched ($Q(\nu, \mu^2)$; purple stars) Ioffe time distributions. The matrix elements corresponding to the same Ioffe time ν coming from different combinations of (P_3, z) were averaged, keeping only the ones at $z/a \leq 8$.

bare matrix elements as the present study, the one-loop matching effects are considerably larger. The matching for quasi-PDFs is performed in x -space and the difference between a quasi-PDF and a matched PDF are above 100% in many regions of x . Hence, it is plausible that the matching in the pseudo-distribution approach, at the level of ITDs (in ν -space), is more controlled, i.e. less subject to truncation effects.

C. Light-cone PDFs

We now present results for the unpolarized PDFs obtained from matched ITDs discussed in the previous subsection.

Reconstruction of a PDF from ITDs requires, in principle, the knowledge of the full Ioffe time dependence of the ITDs, from $\nu = 0$ to $\nu = \infty$. Obviously, with numerical calculations of ITDs on the lattice, the upper limit, ν_{max} , is necessarily finite. It is desirable to take ν_{max} as large as possible, ideally to observe that ITDs have decayed to zero. However, as Fig. 4 suggests, this is difficult with the currently attained nucleon boosts. The real part of matched ITDs approaches zero at $\nu \approx 7 - 8$, but these Ioffe times are obtained with Wilson line lengths of order 1 fm at the largest boost, which corresponds to very low energy scales at which the matching procedure is likely to fail. For the imaginary part of ITDs, non-zero values are observed even at $\nu = 8$. It is, thus, clear that a robust extraction of the full x -dependence re-

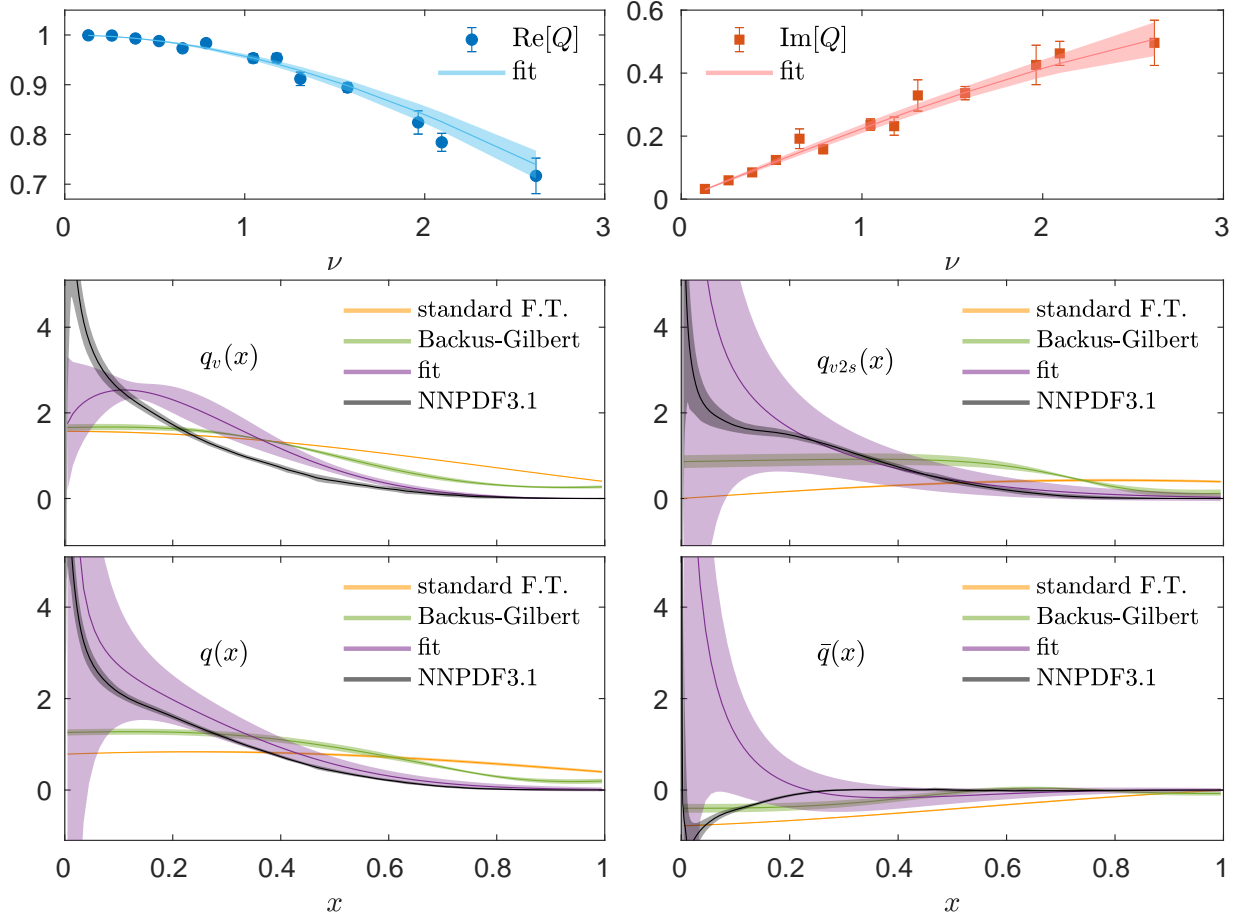


FIG. 6. Top row, left/right panels: real/imaginary part of matched ITDs (blue circles / red squares) and fitted ITDs (blue/red band). Middle and bottom row: light-cone distributions q_v (middle left), q_{v2s} (middle right), q (bottom left), \bar{q} (bottom right) from 3 reconstruction methods: naive Fourier transform (orange), Backus-Gilbert (green), fitting ansatz for the distribution (purple). Shown are also NNPDF phenomenological distributions (grey) [92]. The ITDs are fitted up to $\nu_{\max} \approx 2.6$ ($z_{\max}/a = 4$), $\alpha_s/\pi \approx 0.129$, $\overline{\text{MS}}$ scheme at $\mu = 2$ GeV.

quires achieving even larger Ioffe times, especially for the imaginary part that yields the distribution q_{v2s} . Since the length of the Wilson line is limited by the reliability of the matching procedure and higher-twist effects of $\mathcal{O}(z^2 \Lambda_{\text{QCD}}^2)$, larger Ioffe times need to be reached at larger nucleon boosts. This is, however, difficult for the lattice, which is due to the decaying signal-to-noise ratio with increasing nucleon momentum, as discussed in Ref. [45].

Meanwhile, we are in position to investigate what the currently available range of Ioffe times implies for the x -dependence. The key parameter to decide in reconstructing PDFs is the maximum Ioffe time, ν_{\max} . Below, we provide reconstructed PDFs for various choices of ν_{\max} , ranging from around 2.6 to 7.9. The former corresponds to taking ITDs obtained from matrix elements with insertions of the operator with Wilson line length up to $z_{\max}/a = 4$ lattice units (around 0.37 fm) and the latter to 12 lattice units (1.12 fm). It is unclear, a priori, which value of ν_{\max} ensures reliable matching and good control over higher-twist effects. However, given the sta-

tistical uncertainties of our data, we adopt a criterion that safe values of ν_{\max} are those for which the matched ITDs obtained from different combinations (P_3, z) corresponding to the same ν are consistent with each other. This criterion leads to maximum z of order 8-9 lattice units (approx. 0.8 fm), as we have discussed in the context of Fig. 4. In this way, the reached Ioffe times are of order 5-6. At these values of ν , the real part of matched ITDs is already close to 0, thus giving good hope for the reconstruction of the valence distribution. In turn, the imaginary part of ITDs is still rather far away from zero, which is expected to bring significant uncertainties into the low- x behavior of $q_v + 2\bar{q}$.

In Figs. 6, 7 and 8, we show the reconstructed PDFs with $z_{\max}/a = 4, 8$ and 12, respectively ($\nu_{\max} \approx 2.6, 5.2$ and 7.9). The matrix elements used in the reconstruction are shown in the upper row of each figure. It is clear that if $z_{\max}/a = 4$ (Fig. 6), the data cover an insufficient range of Ioffe times and thus, the naive Fourier transform, as well as the BG method are simply missing the data and lead to unrealistically looking distributions.

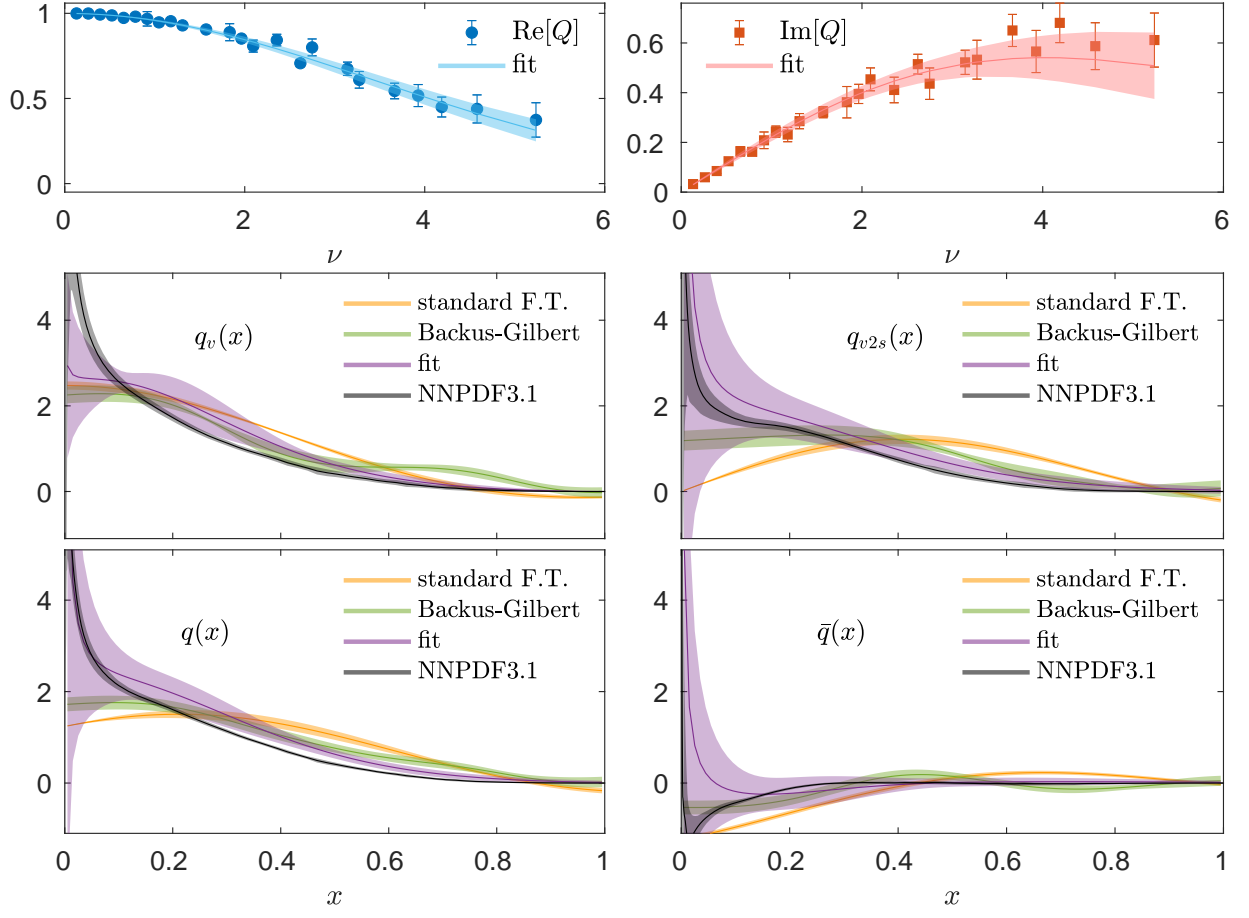


FIG. 7. Same as Fig. 6, but the range of Ioffe times extended to $\nu_{\max} \approx 5.2$ ($z_{\max}/a = 8$).

However, interestingly, the PDF fitting ansatz approach provides significantly better distributions. The data at small Ioffe times are very precise and guide the fits, leading to precise results at large x , in full agreement with the phenomenological curves of NNPDF [92] for all distributions. The fitted matrix elements, $Q_f(\nu, \mu^2)$, are depicted as bands in the upper row of Fig. 6 and the fits provide good description of the data ($\chi^2/\text{dof} \approx 1.0$ (0.5) for the fit of the real (imaginary) part). The missing data at large ν manifest themselves in the increasing uncertainty of the reconstructed PDFs at low x , in particular for the q_{v2s} distribution coming from the imaginary part of matched ITDs. The latter uncertainty propagates itself also to the full distribution $q = q_v + \bar{q}$ and to the sea distribution \bar{q} , obtained from linear combinations of q_v and q_{v2s} . We note that the full distribution q is consistent with NNPDF for all values of x , which, however, holds for $x \lesssim 0.2$ within rather large uncertainties and is partially accidental – the valence distribution is significantly above the curve from phenomenological fits for a wide range of x , but this difference is compensated in q by the perfect agreement of q_{v2s} in this range.

We want to see now how robust are the PDFs obtained with $\nu_{\max} \approx 2.6$ when increasing the range of Ioffe time used in the fits and whether the other two

methods of PDF reconstruction can lead to conclusive distributions. In Fig. 7, we show the case of $z_{\max}/a = 8$, which leads to $\nu_{\max} \approx 5.2$. This range of Ioffe times contains significantly more data points than the range up to $\nu_{\max} \approx 2.6$ and thus, distributions reconstructed using the naive Fourier transform and, particularly, the BG method start evincing qualitative features of phenomenological PDFs. The additional data at larger ν entering the fits ($\chi^2/\text{dof} \approx 0.6$ (0.4) for the fit of the real (imaginary) part) provide more constraints for fitting parameters and their most significant effect is to decrease the PDFs uncertainty at $x \lesssim 0.4 - 0.5$. This originates from the reduced uncertainty in the fitted matrix elements, i.e. the smaller widths of bands in the upper row of Fig. 7 in the region $\nu \approx 2.6 - 5.2$, now constrained by the actual lattice data and not simply guided by the low- ν behavior. However, the bands overlap for the cases of $z_{\max}/a = 4$ and $z_{\max}/a = 8$ and thus, the resulting PDFs move only within the uncertainties of the former case. This is encouraging, since it suggests relatively little dependence on ν_{\max} , with the effect of increasing the latter restricted predominantly to giving more precise access to lower x values for the distributions.

Similar conclusions are drawn when further increasing the range of Ioffe times, to $\nu_{\max} \approx 7.9$ ($z_{\max}/a = 12$). For

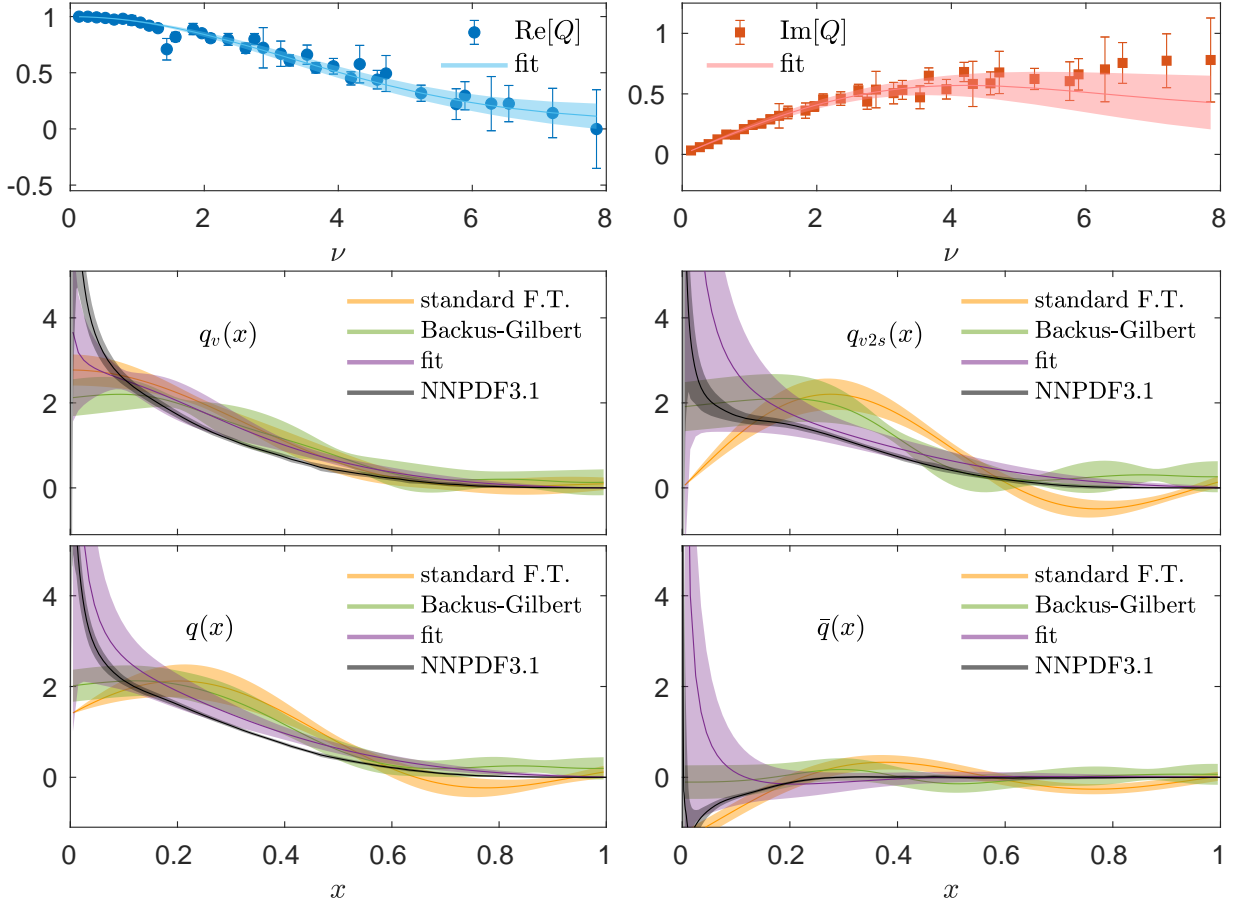


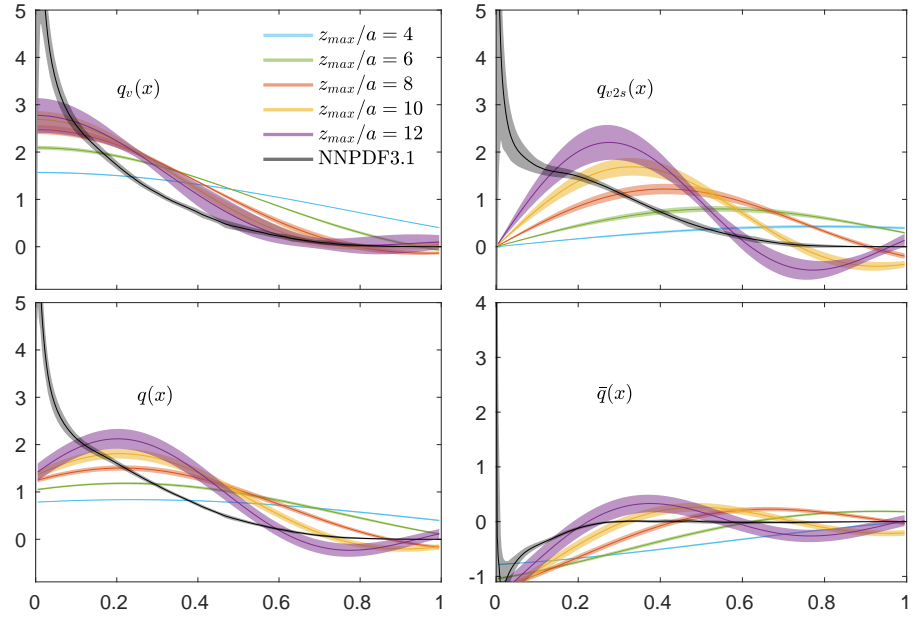
FIG. 8. Same as Fig. 6, but the range of Ioffe times extended to $\nu_{\max} \approx 7.9$ ($z_{\max}/a = 12$).

this case, shown in Fig. 8, one needs to keep in mind that the contamination of the large- z ITDs might be significant, as best seen in the deviation of the $z/a \gtrsim 10$ lowest-momentum points from an universal curve (Fig. 4). The extended ν -range has a similar effect on the distributions as the one when increasing ν_{\max} from 2.6 to 5.2 – PDFs extracted with naive Fourier transform and with the BG method are now qualitatively closer to the phenomenological distributions. The fitting reconstruction again provides good description of the matched ITDs ($\chi^2/\text{dof} \approx 0.5(0.3)$ for the real (imaginary) part) and PDFs reconstructed by fitting are only slightly changed with respect to $z_{\max}/a = 8$. In fact, they are also compatible with the case of the shortest range of Ioffe time, $z_{\max}/a = 4$, within uncertainties. The larger range in Ioffe times again decreases the uncertainty in the low- x region. For instance, at $x = 0.2$, the error in q_{v2s} is approximately twice smaller with $\nu_{\max} \approx 7.9$ as compared to $\nu_{\max} \approx 2.6$. An important, if somewhat obvious, effect of enhancing the ν -range is that the inverse problem in the distribution reconstruction becomes less ill-defined. This manifests itself in the gradual convergence of all 3 reconstruction methods. At $z_{\max}/a = 4$, the amount of information in the lattice data is scarce and the rather mild additional assumption implicit in the BG method

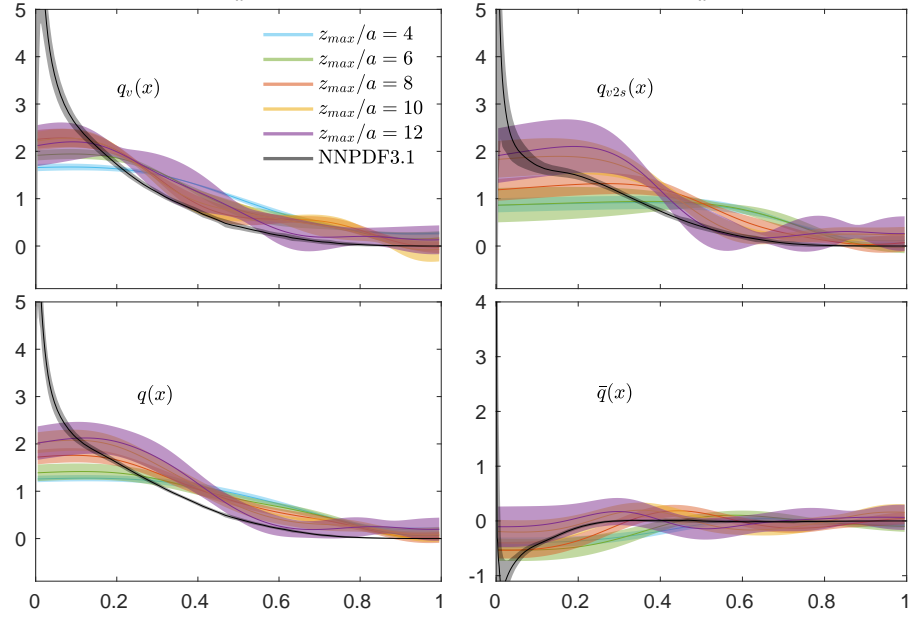
helps only little. The physically-motivated assumption provided by the fitting ansatz is, in turn, enough to reconstruct particularly the large- x part of the distributions. When increasing z_{\max} , there is more information from the lattice data that shapes the functional form of the distributions and the mild assumption of the BG method is enough to obtain PDFs consistent with the ones from the fitting ansatz. This holds in the full x -range, for all considered distributions. The stronger assumption contained in the fitting ansatz is, in turn, verified by adding larger- ν data, proving that the estimates of large- x PDFs are robust. The access to low $x \lesssim 0.2$ is still limited even with $\nu_{\max} \approx 7.9$ and would require data at yet larger Ioffe times.

The dependence of the results on the Ioffe time range for the 3 reconstruction methods is summarized in Fig. 9, where we show distributions obtained with $z_{\max}/a = 4, 6, 8, 10, 12$. It clearly demonstrates that the naive Fourier transform is not a plausible method to reconstruct the x -dependence. All naively reconstructed distributions are unrobust against changing the ν -range and, at best, certain qualitative agreement is observed with phenomenological PDFs when z_{\max} is large. The BG method does significantly better already with intermediate values of z_{\max} . The qualitative features of the PDFs

Naive FT



Backus-Gilbert



fits

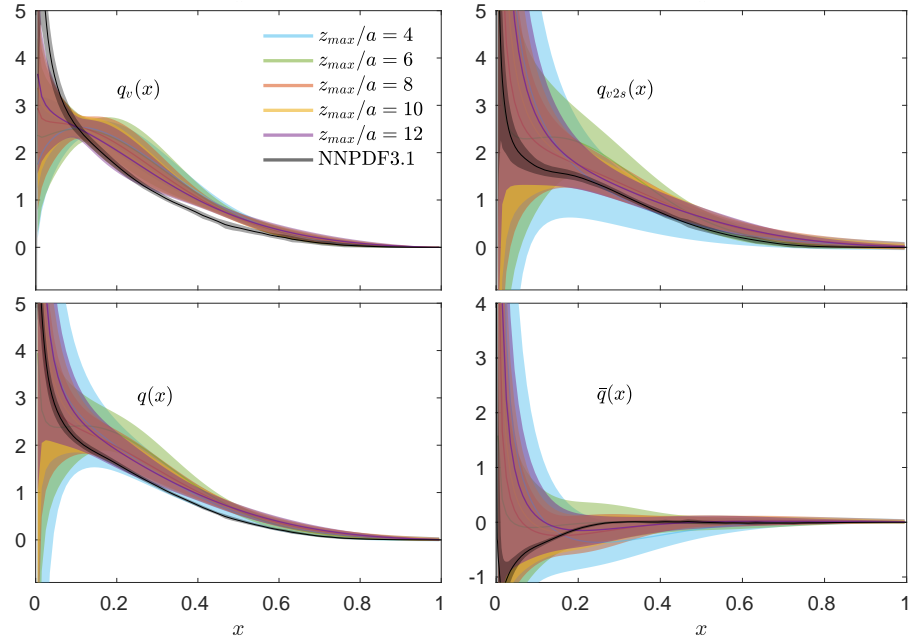


FIG. 9. The dependence of the reconstructed distributions on the range of available Ioffe times, proxied by z_{\max}/a . The upper 4 plots are for q_v , q_{v2s} , q , \bar{q} with the naive Fourier transform, the middle 4 for the Backus-Gilbert method and the bottom 4 for the fitting ansatz reconstruction.

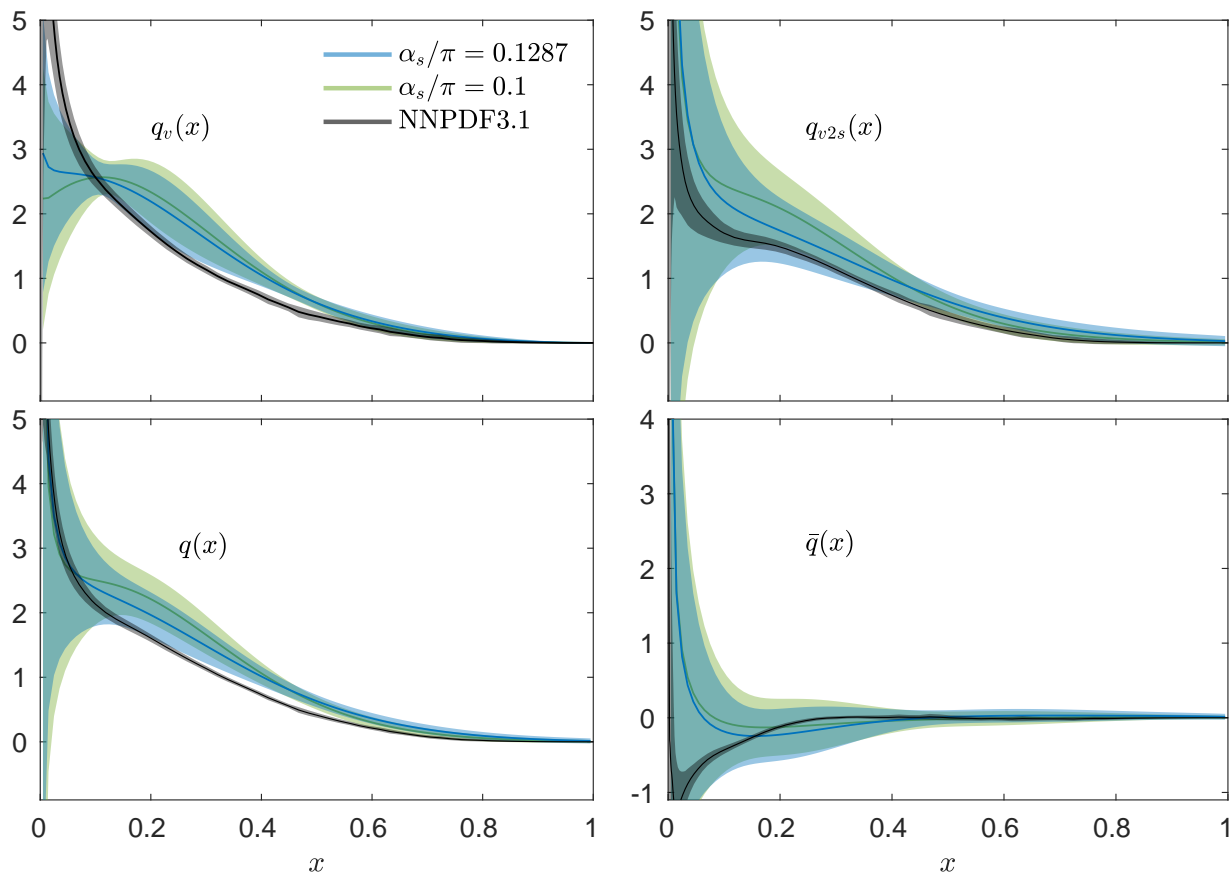


FIG. 10. The dependence of the fitting ansatz reconstructed distributions (upper left: q_v , upper right: q_{v2s} , lower left: q , lower right: \bar{q}) on the value of the strong coupling constant, α_s/π . The range of Ioffe times in the reconstruction is up to $\nu_{\max} \approx 5.2$ ($z_{\max}/a = 8$).

are reproduced, especially at larger x . With large z_{\max} , there is even quantitative agreement with NNP3.1 for a wide range of x . Comparing q_v and q_{v2s} , the former is more robustly reconstructed due to the faster decay of the real part of matched ITDs in ν – effectively, there is more “missing information” in the imaginary part. This missing data is also manifested in the irregular behavior of the error, with PDFs at some x having artificially suppressed or enhanced errors. It is rather evident that the most robust way of reconstructing the PDFs is the fitting ansatz approach. The numerically stronger assumption for regulating the inverse problem than the one in the BG method, but physically a well-motivated one, leads to a regular behavior of PDFs with respect to the range of Ioffe times. Distributions obtained from all values of ν_{\max} are compatible with one another and the parameter ν_{\max} predominantly controls the uncertainties, in general decreasing the errors at lower values of x when data at larger ν are included. At the same time, the large- x parts of the PDFs are little affected, since they are controlled mostly by the small- ν ITDs.

As a further check of systematics, we vary the strong coupling constant in the one-loop evolution and matching of ITDs. In Fig. 10, we compare our choice of this

coupling, $\alpha_s/\pi \approx 0.129$ at the $\overline{\text{MS}}$ scale of 2 GeV, with $\alpha_s/\pi = 0.1$, equal to or close to the value used in other studies [64, 65]. Even though the change of α_s is rather large, the final distributions are not heavily affected. The largest effect is observed for $x \approx 0.1 - 0.3$ in q_{v2s} and it gets propagated also to the full distribution q . However, even this change is well within statistical uncertainties. The robustness of the PDFs with respect to α_s is a consequence of the opposite sign of effects in the evolution and the scheme conversion. While the evolved ITDs depend on α_s in a more pronounced way, the effect of the scheme conversion brings them back towards reduced matrix elements and thus, the dependence of the matched ITDs and of the light-cone PDFs on α_s is relatively mild. It remains to be established whether this feature holds also at higher-loop orders.

The final question that we want to address in this subsection is how much the preconditioning affects the BG reconstruction. Above, we observed that the BG results become increasingly consistent with the ones from the fitting reconstruction when ν_{\max} is increased. At $\nu_{\max} \approx 7.9$, both methods agree within uncertainties for the full x -range of all distributions, as illustrated in Fig. 8. Now, we test whether this agreement can be

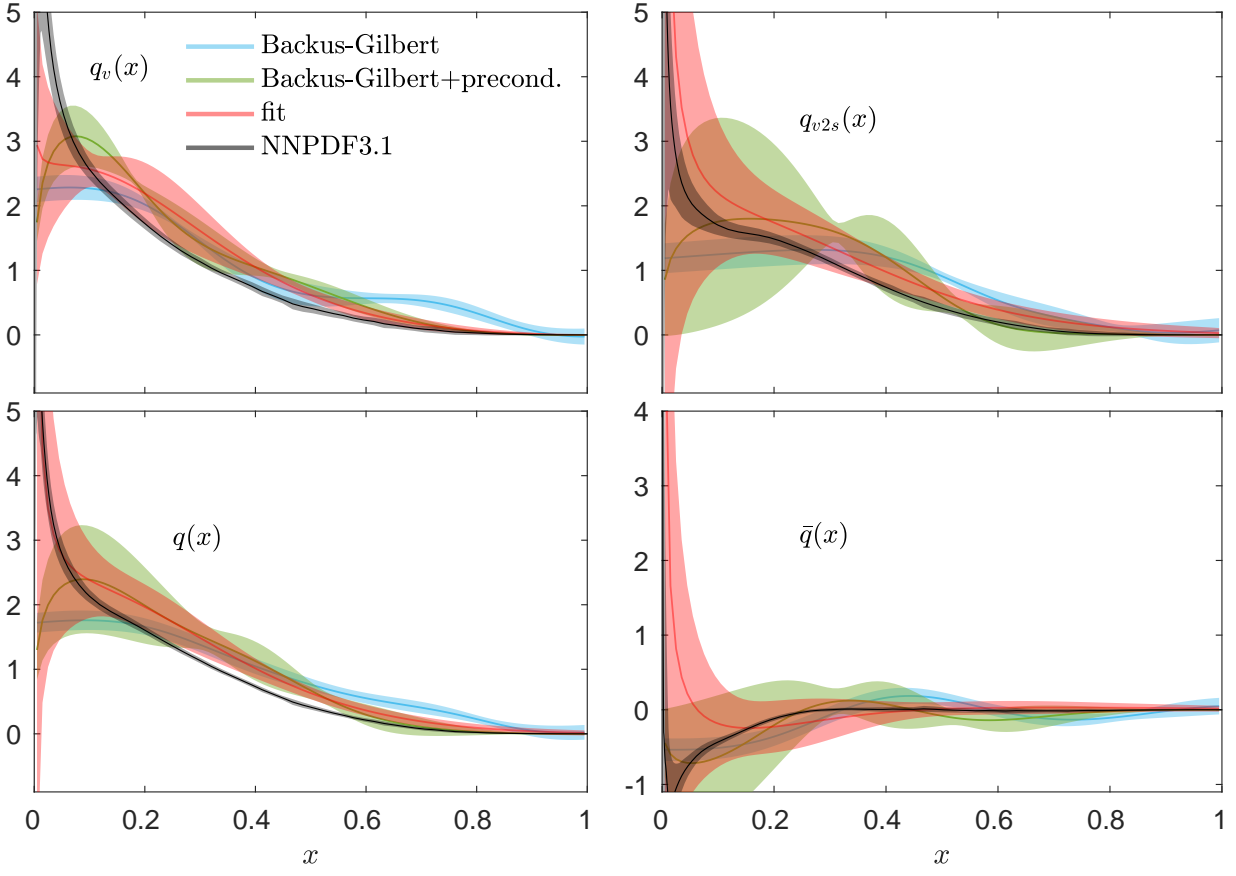


FIG. 11. Comparison of the distributions (upper left: q_v , upper right: q_{v2s} , lower left: q , lower right: \bar{q}) reconstructed with the fitting ansatz approach (red) and the Backus-Gilbert method with (green) and without (blue) preconditioning. The range of Ioffe times in the reconstruction is up to $\nu_{\max} \approx 5.2$ ($z_{\max}/a = 8$), $\alpha_s/\pi \approx 0.129$.

extended to lower ν_{\max} when preconditioning the BG method with the function found in the fitting ansatz approach, i.e. the rescaling function $p(x)$ in Eq. (17) is of the form (18) with parameters a, b (for q_v) or a, b, N (for q_{v2s}) taken to be the central values found in the fits. We emphasize that this does not enforce such form of the distribution, but applies the BG criterion of maximal stability of the solution with respect to statistical variance of the data to the deviation of the distribution from the assumed one, instead of to the full distribution. In this way, this tests the consistency of the BG assumption regulating the inverse problem with the assumption made in the fitting ansatz approach. In Fig. 11, the comparison of the distributions from the BG method with (green band) and without (blue band) preconditioning to the ones from the fits (red band) is given for $\nu_{\max} \approx 5.2$. We note that preconditioning indeed increases the agreement between BG and fitting results and full consistency is observed between the two at all values of x . However, the BG criterion for regulating the inverse problem is not completely equivalent to the fitting ansatz assumption, i.e. the reconstructed function $\bar{q}(x) = q(x)/p(x)$ (see notation above Eq. (17)) is not equal to 1. The statistically most prominent effect of preconditioning is observed

at large x – the preconditioned distributions evince now fully smooth behavior. The agreement of PDFs from BG_{precond} with global fits is, however, slightly worse than for the fitting approach, particularly at $x \approx 0.2$ in q_v . As we noted already for the standard BG method in Fig. 9, one observes irregular behavior of the errors, which are artificially suppressed for some x values and enhanced for others. It can be interpreted that the statistical variance of our ITDs allows only for a very restricted value of the reconstructed PDF at some x , while at other values of x significant variation is possible. Naturally, such effects are linked to the missing data in Ioffe time. We note that $\nu \in [0, 5.2]$ is the minimum range of Ioffe times needed to observe consistency between BG_{precond} and fits. This again points to the fact that $\nu_{\max} \approx 5.2$ is likely to be the optimal value for reconstructing the distributions, i.e. one giving the proper compromise for the Ioffe time range available with our maximal nucleon boost – that should be large to provide enough information, but small enough to avoid contamination from higher-twist effects and unreliability of the matching procedure applied at too low scales.

D. Final results with quantified systematic uncertainties

Having analyzed in detail three distribution reconstruction methods and the dependence of the results on the range of Ioffe times and on the value of the strong coupling constant, we are in position to present our final PDFs. Given the robustness of the fitting ansatz reconstruction with respect to ν_{\max} and also α_s , we choose this approach as our preferred one. The central values of our lattice-extracted PDFs use matched ITDs in the range $\nu \in [0, 5.2]$ ($z_{\max}/a = 8$), which fall on a universal curve, i.e. $Q(\nu, \mu^2)$ that can be obtained from different combinations of (P_3, z) are compatible with each other within statistical uncertainties.

Apart from statistical errors of thus defined PDFs, we also add systematic uncertainties. First, we consider the uncertainty related to the range of Ioffe times to be taken in the reconstruction procedure, Δz_{\max} . For each distribution q , we use a conservative definition, that is

$$\Delta z_{\max}(x) = \frac{|q_{z_{\max}/a=12}(x) - q_{z_{\max}/a=4}(x)|}{2}. \quad (20)$$

Second, we consider the uncertainty from the choice of α_s , $\Delta\alpha_s(x)$:

$$\Delta\alpha_s(x) = |q_{\alpha_s/\pi=0.129}(x) - q_{\alpha_s/\pi=0.1}(x)|. \quad (21)$$

These two are added to the statistical error and can be considered as the quantified systematics of our result.

In addition, there are further systematic effects in the computation, that cannot be quantified at the present stage. The latter will be subject to extensive follow-up work and will require additional numerical computations and further theoretical developments. An extensive discussion of these effects is given in Ref. [79] and below, we comment on the most relevant points and we follow the strategy of Ref. [49] of assuming plausible magnitudes of the considered effects, as percentages of ITDs values for different Ioffe times. We use estimates corresponding to scenario labeled S2 in Ref. [49], considered to be the most realistic one.

Discretization effects are an obvious source of systematics in lattice calculations. Our results were obtained at a single value of the lattice spacing and thus, they are potentially contaminated by these effects. To eliminate this uncertainty, simulations at preferably at least two additional lattice spacings are required. Before this is done, in a longer time perspective due to the large cost of such simulations at the physical point, we assume that cutoff effects in our present data can be up to 20%. This number is rather conservative. One argument to support this claim is that larger discretization effects would inevitably lead to the violation of the continuum dispersion relation, $E^2 = P_3^2 + m_N^2$, where m_N is the nucleon mass. Meanwhile, the dispersion relation was tested in Ref. [45] and no deviations from the expected continuum behavior were found. Additionally, related computations

of moments of unpolarized PDFs by different groups (see e.g. Ref. [93]) found deviations of $\mathcal{O}(5 - 15\%)$ between lattice results at lattice spacings similar to our and the continuum value.

The next source of systematics may be finite volume effects (FVE). Before computations at additional lattice volumes are performed at the physical point to explicitly test them, we rely again on earlier studies, which typically find $\mathcal{O}(1 - 5\%)$ effects in related observables, provided that $m_\pi L \gtrsim 3$. In our case, $m_\pi L \approx 3$. However, as pointed out in Ref. [34] based on calculations in a toy scalar model, FVE in matrix element computations with spatially extended operators may be enhanced and the relevant parameter may be $m_N(L - z)$. Since the nucleon mass is much larger than the pion mass, it would effectively not lead to any enhancement of FVE. The worst plausible case is if in QCD the parameter controlling FVE becomes $m_\pi(L - z)$. However, even then, the values of z that are actually used should not lead to severe FVE. This was confirmed for the z -dependent renormalization functions used in the non-perturbative renormalization of quasi-PDFs in Ref. [45]. Overall, to remain conservative, we allow for 5% FVE in our hypothetical systematic error budget.

Further systematic effects can result from contamination of the signal for the nucleon by excited states with the same quantum numbers. For this uncertainty, investigated in great detail for the matrix elements used in this work, we rely on the conclusion of Ref. [45], where excited states suppression was found within statistical errors of the results. Thus, we take this kind of systematics to be 10% for all ITDs, i.e. slightly larger than the attained statistical precision.

The perturbative ingredient of our computation is subject to truncation effects. These need to be investigated by calculating at least the two-loop matching. Until this is carried out, the magnitude of this systematic effect is unknown. As we have demonstrated above, changing the α_s value for the one-loop formula does not lead to large changes of the PDFs. However, the neglected higher-order effects may still be sizable. The matching to light-cone ITDs, i.e. the factorization of the pseudo-ITD into its light-cone counterpart and a perturbative coefficient is also subject to higher-twist effects of $\mathcal{O}(z^2 \Lambda_{\text{QCD}}^2)$. These effects, again, need to be further investigated with dedicated calculations, but they are not expected to be overwhelming with the values of z that are included in the analysis and in view of the rather mild dependence on z_{\max} that we find in this work. Overall, for points discussed in this paragraph, we conservatively attribute 20% as their potential size.

Our final PDFs are shown in Fig. 12 and compared to global fits of NNPDF [92]. We show 3 kinds of error bands. The purple one (the most narrow) is exclusively the statistical error of our results. The systematic uncertainties, discussed above, enter in the blue band (quantified systematics from varying the range of Ioffe times and the value of the strong coupling) and in the

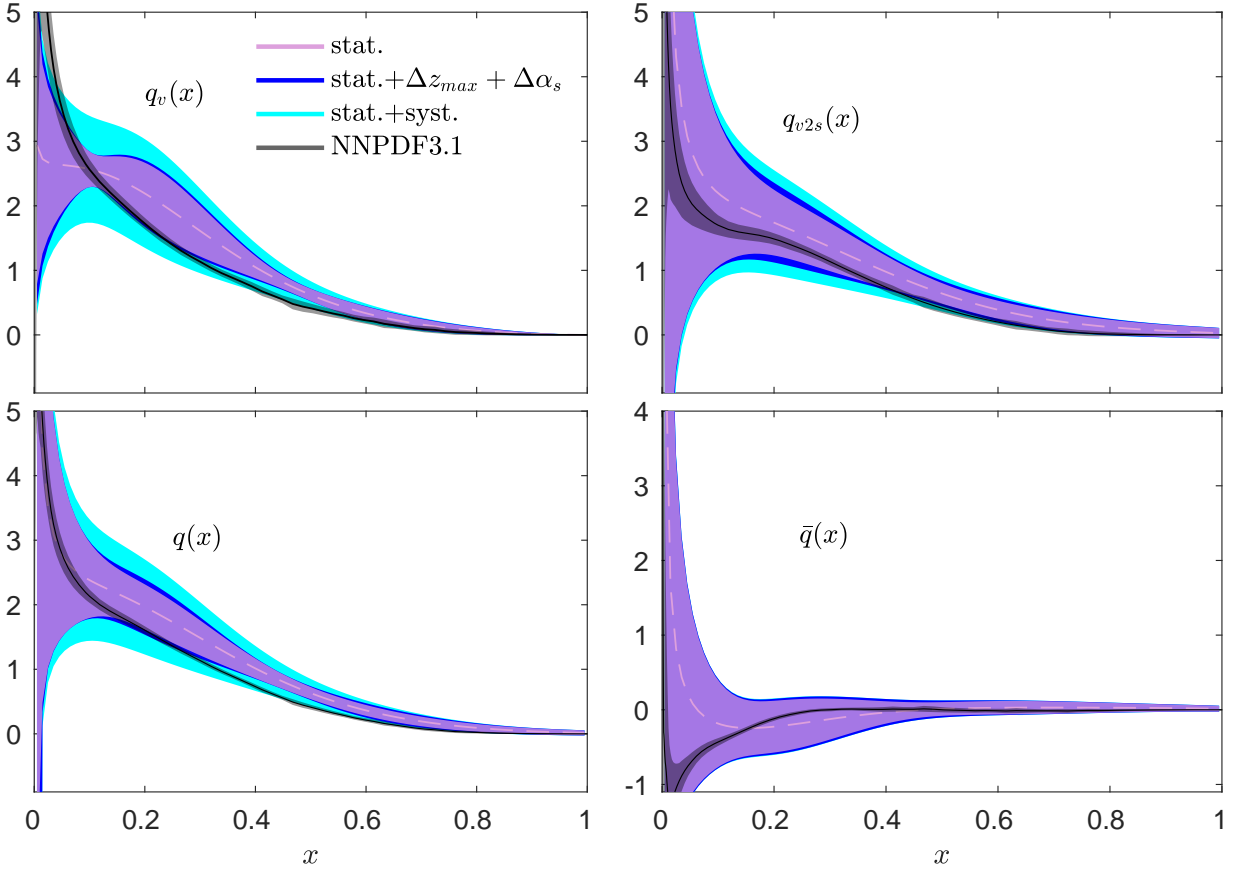


FIG. 12. Final unpolarized PDFs extracted from the lattice (fitting ansatz reconstruction) and compared to global fits of NNPf3.1 [92] (solid black line and dark grey band). Shown distributions: valence (q_v ; upper left), valence + 2 sea ($q_{v2s} = q_v + 2\bar{q}$; upper right), full ($q = q_v + \bar{q}$; lower left) and sea (\bar{q} ; lower right). The range of Ioffe times in the reconstruction is up to $\nu_{\max} \approx 5.2$ ($z_{\max}/a = 8$), $\alpha_s/\pi \approx 0.129$. The central value of each PDF is shown with dashed pink line and the bands represent the statistical uncertainty (purple), the latter with added uncertainty due to the choice of ν_{\max} and α_s (blue) and the total error additionally with estimated uncertainties related to cutoff effects, FVE, excited states contamination, truncation and higher-twist effects (cyan) – see text for more details.

cyan band (conservatively estimated errors from cutoff effects, FVE, excited states contamination, truncation and higher-twist effects). The total uncertainty combines all the separate sources thereof in quadrature.

For all distributions, we find very good agreement with the corresponding phenomenological curve already within statistical errors, while the total error accounts for the remaining small discrepancies in certain regions of x in q_v and q (around $x = 0.5$ and also $x \lesssim 0.05$ for q_v). This gives confidence in the estimates of unquantified systematics, but we emphasize that much work is needed to properly quantify these effects.

The agreement of our final PDFs with NNPf3.1 is striking and shows that a lattice extraction of the full x -dependence of PDFs is feasible. It allows us also to draw conclusions about the reliability of such an extraction in different regions of x . It is clear that the large- x part ($x \gtrsim 0.6$) is reconstructed very robustly for all distributions. Since this region is dominated by small- ν ITDs, it is basically insensitive to the range of Ioffe times and moreover, one can argue that some other sources

of systematics are expected to be small. For instance, $\mathcal{O}(z^2 \Lambda_{\text{QCD}}^2)$ higher-twist effects are probably negligible, there are definitely no enhanced FVE of the type discussed in Ref. [34] and cutoff effects are likely small, since the calculated small- z matrix elements do not differ much from the local ($z = 0$) ones, for which automatic $\mathcal{O}(a)$ -improvement holds in our setup. In the intermediate range of x , $x \approx 0.2 - 0.6$, the uncertainties tend to increase and the one from varying the Ioffe time range becomes non-negligible, even if it is still subleading. The reconstructed PDFs are less constrained due to part of the Ioffe time dependence of ITDs missing. The latter becomes especially important in the low- x region ($x \lesssim 0.2$), where the total error becomes very large, particularly in distributions involving the imaginary part of ITDs that decays more slowly in Ioffe time than the real part.

V. SUMMARY

In this work, we used the pseudo-distribution approach to calculate the x -dependence of the unpolarized parton distribution functions of the nucleon. The method relies on computations of spatial correlations between boosted nucleon states. The resulting matrix elements are then used to form appropriate ratios that cancel the existing logarithmic and power-like divergences, defining pseudo-distributions in Ioffe time (Ioffe time distributions or ITDs). Pseudo-ITDs are then matched to their light-cone counterparts, objects containing physical information and Fourier-conjugate to PDFs. The step of translating the light-cone ITDs to PDFs is highly non-trivial due to the difficulty of obtaining the full Ioffe-time dependence of the former. Thus, it is subject to an inverse problem and advanced reconstruction methods are needed instead of a simple Fourier transform.

We used a robust lattice setup of maximally twisted mass fermions to compute the bare matrix elements at the physical pion mass and with a relatively fine lattice spacing and large lattice volume that should lead to at most modest discretization and finite volume effects. Having computed pseudo-ITDs, we performed the matching procedure to go to the light cone and we reconstructed the x -distributions using 3 methods. As expected, the naive Fourier transform does not lead to robust results. The Backus-Gilbert method offers one solution to the inverse problem by assuming that the reconstructed distribution should have minimal variance with respect to the statistical variation of the data. We found that with large range of the Ioffe-time dependence missing, this criterion is not good enough to reconstruct PDFs. However, with this range being extended, the method gives results convergent with the ones from the third reconstruction approach. The latter assumes a functional form of the light-cone PDFs, as done in phenomenological analyses to extract PDFs from global fits. This assumption, similarly as the one in the Backus-Gilbert method, regulates the inverse problem and leads, in practice, to well-behaved and robust PDFs. We checked this robustness by investigating the dependence of the reconstructed distributions with respect to the range of included Ioffe times and also the value of the strong coupling constant used in the matching. We found that the large- x region of PDFs is insensitive to this range, while at smaller x , ITDs at large Ioffe time lead to variations of the final PDFs only within statistical uncertainties. Obviously, the missing data at these large Ioffe times increase the error of PDF estimates at low- x . To obtain more precise results there, ITDs need to be computed at larger nucleon boosts. This presents a practical problem for the lattice, since the signal-to-noise ratio in the computation of matrix elements is quickly decaying with each additional unit of momentum. Thus, it is natural that it will be difficult for the lattice to reliably extract the very low- x region. Nevertheless, a large part of the x -dependence is possible to determine on the

lattice with relatively modest computational resources.

Despite the optimistic results obtained here, it needs to be bore in mind that fully robust lattice-extracted PDFs need to have all relevant sources of systematic effects quantified. This will need a significant load of work in the next few years, involving additional computations on the lattice as well as theoretical developments. Some sources of systematics can be quantified in a straightforward manner by repeating the procedure used in this work for additional ensembles of gauge field configurations, in particular at finer lattice spacings and larger volumes. This will allow us to address, respectively, discretization and finite volume effects. For other kinds of effects, proper strategies of addressing them need to be devised. Truncation effects can only be properly quantified after derivation of higher-loop matching. Higher-twist effects, in turn, can, in principle, be accessed numerically by computing proper matrix elements of more complicated operators, but analytical insight can be invaluable as well.

Thus, the field of extracting x -dependent PDFs, as well as other partonic functions, still needs a lot of progress. However, it is clearly reassuring that the quality of our present results is already very satisfactory. Only a few years ago, lattice data for PDFs were limited to only the lowest two or three moments, without realistic perspectives of reconstructing the x -dependence. The progress induced by the seminal paper of Ji proposing how to extract the latter and subsequent alternative proposals, in particular the one we used in this work, change the prospects of this field to a huge extent. As demonstrated in this work, the PDFs can indeed be extracted *directly from first principles*, i.e. from the QCD Lagrangian and already now this can be done with both qualitative and quantitative agreement with global fits. The latter requires additional work to be fully established and at this stage, we resorted to plausible hypotheses about the size of some systematic effects.

Given the success of this program for unpolarized PDFs, obvious directions for the future, apart from the discussed analysis of systematics, is to extend the work to polarized PDFs and other kinds of structure functions, in particular generalized parton distributions (GPDs) and transverse-momentum-dependent parton distributions (TMDs), as well as to singlet distributions. All of these directions are challenging, but offer an unprecedented opportunity of having crucial insights for the partonic structure of the nucleon, relevant for its deeper understanding both at the theoretical and experimental level.

ACKNOWLEDGMENTS

K.C. thanks Savvas Zafeiropoulos for many interesting discussions about the pseudo-distribution approach at different stages of evolution of this method. M.B., K.C. and A.S. are supported by the National Science Centre

(Poland) grant SONATA BIS no. 2016/22/E/ST2/00013. M.C. acknowledges financial support by the U.S. Department of Energy, Office of Nuclear Physics, Early Career Award under Grant No. DE-SC0020405. This research was supported in part by PLGrid Infrastructure (Prometheus supercomputer at AGH Cyfronet in Cracow). Computations were also partially performed at the

Poznan Supercomputing and Networking Center (Eagle supercomputer), the Interdisciplinary Centre for Mathematical and Computational Modelling of the Warsaw University (Okeanos supercomputer) and at the Academic Computer Centre in Gdańsk (Tryton supercomputer).

-
- [1] N. A. of Sciences Engineering Medicine, *An Assessment of U.S.-Based Electron-Ion Collider Science* (2018).
 - [2] A. Abdel-Rehim *et al.*, Nucleon and pion structure with lattice QCD simulations at physical value of the pion mass, *Phys. Rev. D* **92**, 114513 (2015), [Erratum: *Phys. Rev. D* **93**, no.3, 039904 (2016)], [arXiv:1507.04936 \[hep-lat\]](#).
 - [3] M. Oehm, C. Alexandrou, M. Constantinou, K. Jansen, G. Koutsou, B. Kostrzewa, F. Steffens, C. Urbach, and S. Zafeiropoulos, $\langle x \rangle$ and $\langle x^2 \rangle$ of the pion PDF from lattice QCD with $N_f = 2 + 1 + 1$ dynamical quark flavors, *Phys. Rev. D* **99**, 014508 (2019), [arXiv:1810.09743 \[hep-lat\]](#).
 - [4] C. Alexandrou, S. Bacchio, M. Constantinou, J. Finkenrath, K. Hadjiyiannakou, K. Jansen, G. Koutsou, and A. Vaquero Aviles-Casco, Proton and neutron electromagnetic form factors from lattice QCD, *Phys. Rev. D* **100**, 014509 (2019), [arXiv:1812.10311 \[hep-lat\]](#).
 - [5] C. Alexandrou *et al.*, Moments of nucleon generalized parton distributions from lattice QCD simulations at physical pion mass, *Phys. Rev. D* **101**, 034519 (2020), [arXiv:1908.10706 \[hep-lat\]](#).
 - [6] C. Alexandrou, S. Bacchio, M. Constantinou, J. Finkenrath, K. Hadjiyiannakou, K. Jansen, G. Koutsou, and A. Vaquero Aviles-Casco, The nucleon axial, tensor and scalar charges and σ -terms in lattice QCD, (2019), [arXiv:1909.00485 \[hep-lat\]](#).
 - [7] C. Alexandrou, S. Bacchio, M. Constantinou, J. Finkenrath, K. Hadjiyiannakou, K. Jansen, and G. Koutsou, Nucleon strange electromagnetic form factors, *Phys. Rev. D* **101**, 031501 (2020), [arXiv:1909.10744 \[hep-lat\]](#).
 - [8] X. Ji, Parton Physics on a Euclidean Lattice, *Phys. Rev. Lett.* **110**, 262002 (2013), [arXiv:1306.1539 \[hep-ph\]](#).
 - [9] X. Ji, Parton Physics from Large-Momentum Effective Field Theory, *Sci. China Phys. Mech. Astron.* **57**, 1407 (2014), [arXiv:1404.6680 \[hep-ph\]](#).
 - [10] X. Xiong, X. Ji, J.-H. Zhang, and Y. Zhao, One-loop matching for parton distributions: Nonsinglet case, *Phys. Rev. D* **90**, 014051 (2014), [arXiv:1310.7471 \[hep-ph\]](#).
 - [11] H.-W. Lin, J.-W. Chen, S. D. Cohen, and X. Ji, Flavor Structure of the Nucleon Sea from Lattice QCD, *Phys. Rev. D* **91**, 054510 (2015), [arXiv:1402.1462 \[hep-ph\]](#).
 - [12] L. Gamberg, Z.-B. Kang, I. Vitev, and H. Xing, Quasi-parton distribution functions: a study in the diquark spectator model, *Phys. Lett. B* **743**, 112 (2015), [arXiv:1412.3401 \[hep-ph\]](#).
 - [13] C. Alexandrou, K. Cichy, V. Drach, E. Garcia-Ramos, K. Hadjiyiannakou, K. Jansen, F. Steffens, and C. Wiese, Lattice calculation of parton distributions, *Phys. Rev. D* **92**, 014502 (2015), [arXiv:1504.07455 \[hep-lat\]](#).
 - [14] I. Vitev, L. Gamberg, Z. Kang, and H. Xing, A Study of Quasi-parton Distribution Functions in the Diquark Spectator Model, *Proceedings, QCD Evolution Workshop (QCD 2015): Newport News, VA, USA, May 26-30, 2015*, *PoS QCDEV2015*, 045 (2015), [arXiv:1511.05242 \[hep-ph\]](#).
 - [15] Y. Jia and X. Xiong, Quasidistribution amplitude of heavy quarkonia, *Phys. Rev. D* **94**, 094005 (2016), [arXiv:1511.04430 \[hep-ph\]](#).
 - [16] J.-W. Chen, S. D. Cohen, X. Ji, H.-W. Lin, and J.-H. Zhang, Nucleon Helicity and Transversity Parton Distributions from Lattice QCD, *Nucl. Phys. B* **911**, 246 (2016), [arXiv:1603.06664 \[hep-ph\]](#).
 - [17] J.-W. Chen, X. Ji, and J.-H. Zhang, Improved quasi parton distribution through Wilson line renormalization, *Nucl. Phys. B* **915**, 1 (2017), [arXiv:1609.08102 \[hep-ph\]](#).
 - [18] C. Alexandrou, K. Cichy, M. Constantinou, K. Hadjiyiannakou, K. Jansen, F. Steffens, and C. Wiese, Updated Lattice Results for Parton Distributions, *Phys. Rev. D* **96**, 014513 (2017), [arXiv:1610.03689 \[hep-lat\]](#).
 - [19] A. Bacchetta, M. Radici, B. Pasquini, and X. Xiong, Reconstructing parton densities at large fractional momenta, *Phys. Rev. D* **95**, 014036 (2017), [arXiv:1608.07638 \[hep-ph\]](#).
 - [20] R. A. Briceño, M. T. Hansen, and C. J. Monahan, Role of the Euclidean signature in lattice calculations of quasidistributions and other nonlocal matrix elements, *Phys. Rev. D* **96**, 014502 (2017), [arXiv:1703.06072 \[hep-lat\]](#).
 - [21] T. Ishikawa, Y.-Q. Ma, J.-W. Qiu, and S. Yoshida, Renormalizability of quasiparton distribution functions, *Phys. Rev. D* **96**, 094019 (2017), [arXiv:1707.03107 \[hep-ph\]](#).
 - [22] X. Ji, J.-H. Zhang, and Y. Zhao, Renormalization in Large Momentum Effective Theory of Parton Physics, *Phys. Rev. Lett.* **120**, 112001 (2018), [arXiv:1706.08962 \[hep-ph\]](#).
 - [23] M. Constantinou and H. Panagopoulos, Perturbative renormalization of quasi-parton distribution functions, *Phys. Rev. D* **96**, 054506 (2017), [arXiv:1705.11193 \[hep-lat\]](#).
 - [24] C. Alexandrou, K. Cichy, M. Constantinou, K. Hadjiyiannakou, K. Jansen, H. Panagopoulos, and F. Steffens, A complete non-perturbative renormalization prescription for quasi-PDFs, *Nucl. Phys. B* **923**, 394 (2017), [arXiv:1706.00265 \[hep-lat\]](#).
 - [25] X. Ji, J.-H. Zhang, and Y. Zhao, More On Large-Momentum Effective Theory Approach to Parton Physics, *Nucl. Phys. B* **924**, 366 (2017), [arXiv:1706.07416 \[hep-ph\]](#).
 - [26] W. Wang, S. Zhao, and R. Zhu, Gluon quasidistribution function at one loop, *Eur. Phys. J. C* **78**, 147 (2018), [arXiv:1708.02458 \[hep-ph\]](#).
 - [27] J. Green, K. Jansen, and F. Steffens, Nonperturbative

- Renormalization of Nonlocal Quark Bilinears for Parton Quasidistribution Functions on the Lattice Using an Auxiliary Field, *Phys. Rev. Lett.* **121**, 022004 (2018), [arXiv:1707.07152 \[hep-lat\]](#).
- [28] I. W. Stewart and Y. Zhao, Matching the quasiparton distribution in a momentum subtraction scheme, *Phys. Rev. D* **97**, 054512 (2018), [arXiv:1709.04933 \[hep-ph\]](#).
- [29] W. Broniowski and E. Ruiz Arriola, Nonperturbative partonic quasidistributions of the pion from chiral quark models, *Phys. Lett. B* **773**, 385 (2017), [arXiv:1707.09588 \[hep-ph\]](#).
- [30] W. Broniowski and E. Ruiz Arriola, Partonic quasidistributions of the proton and pion from transverse-momentum distributions, *Phys. Rev. D* **97**, 034031 (2018), [arXiv:1711.03377 \[hep-ph\]](#).
- [31] T. Izubuchi, X. Ji, L. Jin, I. W. Stewart, and Y. Zhao, Factorization Theorem Relating Euclidean and Light-Cone Parton Distributions, *Phys. Rev. D* **98**, 056004 (2018), [arXiv:1801.03917 \[hep-ph\]](#).
- [32] C. Alexandrou, K. Cichy, M. Constantinou, K. Jansen, A. Scapellato, and F. Steffens, Light-Cone Parton Distribution Functions from Lattice QCD, *Phys. Rev. Lett.* **121**, 112001 (2018), [arXiv:1803.02685 \[hep-lat\]](#).
- [33] J.-H. Zhang, J.-W. Chen, L. Jin, H.-W. Lin, A. Schäfer, and Y. Zhao, First direct lattice-QCD calculation of the x -dependence of the pion parton distribution function, *Phys. Rev. D* **100**, 034505 (2019), [arXiv:1804.01483 \[hep-lat\]](#).
- [34] R. A. Briceño, J. V. Guerrero, M. T. Hansen, and C. J. Monahan, Finite-volume effects due to spatially nonlocal operators, *Phys. Rev. D* **98**, 014511 (2018), [arXiv:1805.01034 \[hep-lat\]](#).
- [35] G. Spanoudes and H. Panagopoulos, Renormalization of Wilson-line operators in the presence of nonzero quark masses, *Phys. Rev. D* **98**, 014509 (2018), [arXiv:1805.01164 \[hep-lat\]](#).
- [36] A. Radyushkin, Structure of parton quasi-distributions and their moments, *Phys. Lett. B* **788**, 380 (2019), [arXiv:1807.07509 \[hep-ph\]](#).
- [37] J. Karpie, K. Orginos, and S. Zafeiropoulos, Moments of Ioffe time parton distribution functions from non-local matrix elements, *JHEP* **11**, 178, [arXiv:1807.10933 \[hep-lat\]](#).
- [38] Y.-S. Liu *et al.* (Lattice Parton), Unpolarized isovector quark distribution function from lattice QCD: A systematic analysis of renormalization and matching, *Phys. Rev. D* **101**, 034020 (2020), [arXiv:1807.06566 \[hep-lat\]](#).
- [39] H.-W. Lin, J.-W. Chen, X. Ji, L. Jin, R. Li, Y.-S. Liu, Y.-B. Yang, J.-H. Zhang, and Y. Zhao, Proton Isovector Helicity Distribution on the Lattice at Physical Pion Mass, *Phys. Rev. Lett.* **121**, 242003 (2018), [arXiv:1807.07431 \[hep-lat\]](#).
- [40] Y. Jia, S. Liang, X. Xiong, and R. Yu, Partonic quasidistributions in two-dimensional QCD, *Phys. Rev. D* **98**, 054011 (2018), [arXiv:1804.04644 \[hep-th\]](#).
- [41] S. Bhattacharya, C. Cocuzza, and A. Metz, Generalized quasi parton distributions in a diquark spectator model, *Phys. Lett. B* **788**, 453 (2019), [arXiv:1808.01437 \[hep-ph\]](#).
- [42] C. Alexandrou, K. Cichy, M. Constantinou, K. Jansen, A. Scapellato, and F. Steffens, Transversity parton distribution functions from lattice QCD, *Phys. Rev. D* **98**, 091503 (2018), [arXiv:1807.00232 \[hep-lat\]](#).
- [43] V. M. Braun, A. Vladimirov, and J.-H. Zhang, Power corrections and renormalons in parton quasidistributions, *Phys. Rev. D* **99**, 014013 (2019), [arXiv:1810.00048 \[hep-ph\]](#).
- [44] J. Karpie, K. Orginos, A. Rothkopf, and S. Zafeiropoulos, Reconstructing parton distribution functions from Ioffe time data: from Bayesian methods to Neural Networks, *JHEP* **04**, 057, [arXiv:1901.05408 \[hep-lat\]](#).
- [45] C. Alexandrou, K. Cichy, M. Constantinou, K. Hadjiyiannakou, K. Jansen, A. Scapellato, and F. Steffens, Systematic uncertainties in parton distribution functions from lattice QCD simulations at the physical point, *Phys. Rev. D* **99**, 114504 (2019), [arXiv:1902.00587 \[hep-lat\]](#).
- [46] S. Bhattacharya, C. Cocuzza, and A. Metz, Exploring twist-2 GPDs through quasi-distributions in a diquark spectator model, (2019), [arXiv:1903.05721 \[hep-ph\]](#).
- [47] J.-W. Chen, H.-W. Lin, and J.-H. Zhang, Pion generalized parton distribution from lattice QCD [10.1016/j.nuclphysb.2020.114940](#) (2019), [arXiv:1904.12376 \[hep-lat\]](#).
- [48] T. Izubuchi, L. Jin, C. Kallidonis, N. Karthik, S. Mukherjee, P. Petreczky, C. Shugert, and S. Syritsyn, Valence parton distribution function of pion from fine lattice, *Phys. Rev. D* **100**, 034516 (2019), [arXiv:1905.06349 \[hep-lat\]](#).
- [49] K. Cichy, L. Del Debbio, and T. Giani, Parton distributions from lattice data: the nonsinglet case, *JHEP* **10**, 137, [arXiv:1907.06037 \[hep-ph\]](#).
- [50] H.-D. Son, A. Tandogan, and M. V. Polyakov, Nucleon quasi-Parton Distributions in the large N_c limit, (2019), [arXiv:1911.01955 \[hep-ph\]](#).
- [51] Y. Chai *et al.*, Parton distribution functions of Δ^+ on the lattice, (2020), [arXiv:2002.12044 \[hep-lat\]](#).
- [52] J. R. Green, K. Jansen, and F. Steffens, Improvement, generalization, and scheme conversion of Wilson-line operators on the lattice in the auxiliary field approach, *Phys. Rev. D* **101**, 074509 (2020), [arXiv:2002.09408 \[hep-lat\]](#).
- [53] X. Ji, Fundamental Properties of the Proton in Light-Front Zero Modes, (2020), [arXiv:2003.04478 \[hep-ph\]](#).
- [54] S. Bhattacharya, K. Cichy, M. Constantinou, A. Metz, A. Scapellato, and F. Steffens, New insights on proton structure from lattice QCD: the twist-3 parton distribution function $g_T(x)$, (2020), [arXiv:2004.04130 \[hep-lat\]](#).
- [55] A. Radyushkin, Nonperturbative Evolution of Parton Quasi-Distributions, *Phys. Lett. B* **767**, 314 (2017), [arXiv:1612.05170 \[hep-ph\]](#).
- [56] A. V. Radyushkin, Quasi-parton distribution functions, momentum distributions, and pseudo-parton distribution functions, *Phys. Rev. D* **96**, 034025 (2017), [arXiv:1705.01488 \[hep-ph\]](#).
- [57] A. V. Radyushkin, Quark pseudodistributions at short distances, *Phys. Lett. B* **781**, 433 (2018), [arXiv:1710.08813 \[hep-ph\]](#).
- [58] A. Radyushkin, Quasi-PDFs and pseudo-PDFs, *Proceedings, QCD Evolution Workshop (QCD 2017): Newport News, VA, USA, May 22-26, 2017, PoS QCDEV2017*, 021 (2017), [arXiv:1711.06031 \[hep-ph\]](#).
- [59] A. Radyushkin, One-loop evolution of parton pseudo-distribution functions on the lattice, *Phys. Rev. D* **98**, 014019 (2018), [arXiv:1801.02427 \[hep-ph\]](#).
- [60] A. V. Radyushkin, Generalized parton distributions and pseudodistributions, *Phys. Rev. D* **100**, 116011 (2019), [arXiv:1909.08474 \[hep-ph\]](#).
- [61] A. V. Radyushkin, Theory and applications of par-

- ton pseudodistributions, *International Journal of Modern Physics A* **35**, 2030002 (2020), [arXiv:1912.04244 \[hep-ph\]](#).
- [62] B. L. Ioffe, Space-time picture of photon and neutrino scattering and electroproduction cross-section asymptotics, *Phys. Lett.* **30B**, 123 (1969).
- [63] J.-H. Zhang, J.-W. Chen, and C. Monahan, Parton distribution functions from reduced Ioffe-time distributions, *Phys. Rev.* **D97**, 074508 (2018), [arXiv:1801.03023 \[hep-ph\]](#).
- [64] K. Orginos, A. Radyushkin, J. Karpie, and S. Zafeiropoulos, Lattice QCD exploration of parton pseudo-distribution functions, *Phys. Rev.* **D96**, 094503 (2017), [arXiv:1706.05373 \[hep-ph\]](#).
- [65] B. Joó, J. Karpie, K. Orginos, A. Radyushkin, D. Richards, and S. Zafeiropoulos, Parton Distribution Functions from Ioffe time pseudo-distributions, *JHEP* **12**, 081, [arXiv:1908.09771 \[hep-lat\]](#).
- [66] B. Joó, J. Karpie, K. Orginos, A. V. Radyushkin, D. G. Richards, R. S. Sufian, and S. Zafeiropoulos, Pion valence structure from Ioffe-time parton pseudodistribution functions, *Phys. Rev. D* **100**, 114512 (2019), [arXiv:1909.08517 \[hep-lat\]](#).
- [67] B. Joó, J. Karpie, K. Orginos, A. V. Radyushkin, D. G. Richards, and S. Zafeiropoulos, Parton Distribution Functions from Ioffe time pseudo-distributions from lattice calculations; approaching the physical point, (2020), [arXiv:2004.01687 \[hep-lat\]](#).
- [68] U. Aglietti, M. Ciuchini, G. Corbo, E. Franco, G. Martinelli, and L. Silvestrini, Model independent determination of the light cone wave functions for exclusive processes, *Phys. Lett.* **B441**, 371 (1998), [arXiv:hep-ph/9806277 \[hep-ph\]](#).
- [69] W. Detmold and C. J. D. Lin, Deep-inelastic scattering and the operator product expansion in lattice QCD, *Phys. Rev.* **D73**, 014501 (2006), [arXiv:hep-lat/0507007 \[hep-lat\]](#).
- [70] V. Braun and D. Mueller, Exclusive processes in position space and the pion distribution amplitude, *Eur. Phys. J.* **C55**, 349 (2008), [arXiv:0709.1348 \[hep-ph\]](#).
- [71] Y.-Q. Ma and J.-W. Qiu, Extracting Parton Distribution Functions from Lattice QCD Calculations, *Phys. Rev.* **D98**, 074021 (2018), [arXiv:1404.6860 \[hep-ph\]](#).
- [72] Y.-Q. Ma and J.-W. Qiu, Exploring Partonic Structure of Hadrons Using ab initio Lattice QCD Calculations, *Phys. Rev. Lett.* **120**, 022003 (2018), [arXiv:1709.03018 \[hep-ph\]](#).
- [73] K.-F. Liu and S.-J. Dong, Origin of difference between anti-d and anti-u partons in the nucleon, *Phys. Rev. Lett.* **72**, 1790 (1994), [arXiv:hep-ph/9306299 \[hep-ph\]](#).
- [74] A. J. Chambers, R. Horsley, Y. Nakamura, H. Perlt, P. E. L. Rakow, G. Schierholz, A. Schiller, K. Somfleth, R. D. Young, and J. M. Zanotti, Nucleon Structure Functions from Operator Product Expansion on the Lattice, *Phys. Rev. Lett.* **118**, 242001 (2017), [arXiv:1703.01153 \[hep-lat\]](#).
- [75] G. S. Bali, V. M. Braun, B. Gläsel, M. Göckeler, M. Gruber, F. Hutzler, P. Korcyl, A. Schäfer, P. Wein, and J.-H. Zhang, Pion distribution amplitude from Euclidean correlation functions: Exploring universality and higher-twist effects, *Phys. Rev.* **D98**, 094507 (2018), [arXiv:1807.06671 \[hep-lat\]](#).
- [76] W. Detmold, I. Kanamori, C. D. Lin, S. Mondal, and Y. Zhao, Moments of pion distribution amplitude using operator product expansion on the lattice, *PoS LATTICE2018*, 106 (2018), [arXiv:1810.12194 \[hep-lat\]](#).
- [77] R. S. Sufian, J. Karpie, C. Egerer, K. Orginos, J.-W. Qiu, and D. G. Richards, Pion Valence Quark Distribution from Matrix Element Calculated in Lattice QCD, *Phys. Rev.* **D99**, 074507 (2019), [arXiv:1901.03921 \[hep-lat\]](#).
- [78] J. Liang, T. Draper, K.-F. Liu, A. Rothkopf, and Y.-B. Yang (XQCD), Towards the nucleon hadronic tensor from lattice QCD, (2019), [arXiv:1906.05312 \[hep-ph\]](#).
- [79] K. Cichy and M. Constantinou, A guide to light-cone PDFs from Lattice QCD: an overview of approaches, techniques and results, *Adv. High Energy Phys.* **2019**, 3036904 (2019), [arXiv:1811.07248 \[hep-lat\]](#).
- [80] X. Ji, Y.-S. Liu, Y. Liu, J.-H. Zhang, and Y. Zhao, Large-Momentum Effective Theory, (2020), [arXiv:2004.03543 \[hep-ph\]](#).
- [81] G. Backus and F. Gilbert, The resolving power of gross earth data, *Geophysical Journal International* **16**, 169 (1968).
- [82] A. N. Tikhonov, Solution of incorrectly formulated problems and the regularization method, *Soviet Math. Dokl.* **4**, 1035 (1963).
- [83] M. V. Ulybyshev, C. Winterowd, and S. Zafeiropoulos, Direct detection of metal-insulator phase transitions using the modified Backus-Gilbert method, *EPJ Web Conf.* **175**, 03008 (2018), [arXiv:1710.06675 \[hep-lat\]](#).
- [84] M. Ulybyshev, C. Winterowd, and S. Zafeiropoulos, Collective charge excitations and the metal-insulator transition in the square lattice Hubbard-Coulomb model, *Phys. Rev. B* **96**, 205115 (2017), [arXiv:1707.04212 \[cond-mat.str-el\]](#).
- [85] R. Frezzotti, P. A. Grassi, S. Sint, and P. Weisz (Alpha), Lattice QCD with a chirally twisted mass term, *JHEP* **08**, 058, [arXiv:hep-lat/0101001 \[hep-lat\]](#).
- [86] R. Frezzotti and G. C. Rossi, Chirally improving Wilson fermions. 1. $O(a)$ improvement, *JHEP* **08**, 007, [arXiv:hep-lat/0306014 \[hep-lat\]](#).
- [87] B. Sheikholeslami and R. Wohlert, Improved Continuum Limit Lattice Action for QCD with Wilson Fermions, *Nucl. Phys.* **B259**, 572 (1985).
- [88] A. Abdel-Rehim *et al.* (ETM), First physics results at the physical pion mass from $N_f = 2$ Wilson twisted mass fermions at maximal twist, *Phys. Rev.* **D95**, 094515 (2017), [arXiv:1507.05068 \[hep-lat\]](#).
- [89] Y. Iwasaki, Renormalization Group Analysis of Lattice Theories and Improved Lattice Action. II. Four-dimensional non-Abelian $SU(N)$ gauge model, (1983), [arXiv:1111.7054 \[hep-lat\]](#).
- [90] C. Alexandrou and C. Kallidonis, Low-lying baryon masses using $N_f = 2$ twisted mass clover-improved fermions directly at the physical pion mass, *Phys. Rev.* **D96**, 034511 (2017), [arXiv:1704.02647 \[hep-lat\]](#).
- [91] C. Alexandrou, M. Constantinou, and H. Panagopoulos (ETM), Renormalization functions for $N_f=2$ and $N_f=4$ twisted mass fermions, *Phys. Rev.* **D95**, 034505 (2017), [arXiv:1509.00213 \[hep-lat\]](#).
- [92] R. D. Ball *et al.* (NNPDF), Parton distributions from high-precision collider data, *Eur. Phys. J.* **C77**, 663 (2017), [arXiv:1706.00428 \[hep-ph\]](#).
- [93] M. Constantinou, Hadron Structure, *Proceedings, 32nd International Symposium on Lattice Field Theory (Lattice 2014): Brookhaven, NY, USA, June 23-28, 2014*, PoS LATTICE2014, 001 (2015), [arXiv:1411.0078 \[hep-lat\]](#).