

---

# Fair Algorithms for Hierarchical Agglomerative Clustering

---

**Anshuman Chhabra**

Department of Computer Science  
University of California  
Davis, CA 95616  
chhabra@ucdavis.edu

**Prasant Mohapatra**

Department of Computer Science  
University of California  
Davis, CA 95616  
pmohapatra@ucdavis.edu

## Abstract

Hierarchical Agglomerative Clustering (HAC) algorithms are extensively utilized in modern data science, and seek to partition the dataset into clusters while generating a hierarchical relationship between the data samples. HAC algorithms are employed in many applications, such as biology, natural language processing, and recommender systems. Thus, it is imperative to ensure that these algorithms are *fair*—even if the dataset contains biases against certain *protected groups*, the cluster outputs generated should not discriminate against samples from any of these groups. However, recent work in clustering fairness has mostly focused on center-based clustering algorithms, such as *k-median* and *k-means* clustering. In this paper, we propose fair algorithms for performing HAC that enforce fairness constraints 1) irrespective of the distance linkage criteria used, 2) generalize to any natural measures of clustering fairness for HAC, 3) work for multiple protected groups, and 4) have competitive running times to vanilla HAC. To the best of our knowledge, this is the first work that studies fairness for HAC algorithms. We also propose an algorithm with lower asymptotic time complexity than HAC algorithms that can rectify existing HAC outputs and make them subsequently fair as a result. Through extensive experiments on multiple real-world UCI datasets, we show that our proposed algorithms find *fairer* clusterings compared to vanilla HAC.

## 1 Introduction

Hierarchical Agglomerative Clustering (HAC) refers to a class of greedy unsupervised learning algorithms that seek to build a hierarchy between data points while clustering them in a bottom-up fashion. HAC algorithms are widely utilized in modern data science, with many applications in genetics (Pagnuco et al., 2017), genomics (Pollard and Van Der Laan, 2005), and recommendation systems (Merialdo, 1999), among others. These algorithms also possess two distinct advantages over non-hierarchical or *flat* clustering algorithms: 1) they do not require the number of clusters to be explicitly specified initially, and 2) they output a hierarchy between all samples in the dataset as part of the clustering process.

Recently, the machine learning community has realized the importance of designing *fair* algorithms. Traditional machine learning algorithms do not account for any biases that may be present (against certain minority groups) in the data, and hence, may end up augmenting them. Since machine learning now has many real-world applications, fair variants are being developed. However, work in designing fair clustering algorithms has mostly been focused either on the *k-center* or graph-based clustering objectives (Bercea et al., 2018; Chierichetti et al., 2017; Backurs et al., 2019; Chen et al., 2019; Schmidt et al., 2018; Kleindessner et al., 2019; Anagnostopoulos et al., 2019). Despite all the

advantages of HAC algorithms, there has been no work that proposes fair variants to HAC. In this paper, we seek to bridge this gap by making the following contributions:

- To the best of our knowledge, this is the first work that proposes fair algorithms for HAC.
- The proposed fair HAC algorithm works for multiple protected groups, and irrespective of the linkage criterion used and we provide results on all the widely used criteria (single-linkage, average-linkage, complete-linkage) for real datasets.
- We also provide analysis for the different *fairness costs* defined that our algorithm improves on, and show that it is more *fair* than vanilla HAC algorithms. Moreover, our algorithm achieves an asymptotic time complexity of  $\mathcal{O}(fn^3)$  ( $f$  is the number of protected groups), which is comparable to  $\mathcal{O}(n^3)$  for traditional HAC algorithms as  $f$  is usually a small number for most real-world applications.
- As an alternative to performing fair HAC through optimization, we also present a post-clustering fairness algorithm. This algorithm *fixes* the output received from an HAC algorithm by subsequently making it fair, and has better asymptotic time complexity compared to our fair HAC algorithm ( $\mathcal{O}(fn^2)$ ).

The rest of the paper is organized as follows: Section 2 discusses related work in the field, Section 3 details our proposed algorithm for performing fair HAC, Section 4 delineates how we can improve fairness for existing outputs from vanilla HAC algorithms, Section 5 describes our results on real data, and Section 6 concludes the paper. Section 7 discusses the broader impact of the work.

## 2 Related Work

Recently, there has been a lot of work in providing clustering algorithms with fairness guarantees, or in proposing fair variants to existing clustering algorithms. As mentioned before, most of this work has looked at center-based clustering (such as k-means, and k-median clustering) (Bercea et al., 2018; Chierichetti et al., 2017; Backurs et al., 2019; Bera et al., 2019; Chen et al., 2019; Schmidt et al., 2018; Ziko et al., 2019), and spectral methods (Kleindessner et al., 2019; Anagnostopoulos et al., 2019). This line of work seeks to impose some *fairness* constraints along with the original clustering distance based objective. The first work to do this for k-median and k-center clustering, proposed by Chierichetti et al. (Chierichetti et al., 2017) was based on the notion of disparate impact (Feldman et al., 2015), and ensured that in the case of two protected groups (red and blue) each cluster formed had points of both groups (colors) in roughly the same amount, measured using a metric known as *balance*. As a result, a lot of work has followed that improves upon these ideas either in terms of approximation rates (Backurs et al., 2019; Bercea et al., 2018), allowing for multiple protected groups (Bercea et al., 2018; Rösner and Schmidt, 2018), extending it to other clustering objectives (Kleindessner et al., 2019; Schmidt et al., 2018), or a combination of these, among others. Some work also looks at alternate notions of fairness for center-based clustering (Chen et al., 2019).

To the best of our knowledge, no work has investigated fairness in the context of hierarchical clustering (and specifically greedy HAC algorithms) so far. Moreover, in this paper, unlike the aforementioned work, we do not work with clustering objectives for hierarchical clustering, and instead seek to improve the class of traditional greedy HAC algorithms in terms of ensuring fairness constraints themselves. While these algorithms are ad-hoc and heuristic approaches in nature, they are widely utilized in many application areas, especially in the biological sciences. We defer the study of hierarchical clustering objectives (Dasgupta, 2016; Moseley and Wang, 2017; Cohen-Addad et al., 2019) with fairness constraints imposed to future work. Furthermore, in this paper, we also provide an algorithm to arrive at a fair clustering from an existing HAC output (Section 4). Work on improving existing general clustering outputs has recently been undertaken (Davidson and Ravi, 2020). However, their approach could not be directly applied to the HAC problem, since constraints still need to be developed specific to the clustering approach (which is not trivial to do). Instead, we found it simpler to come up with a recursive algorithm to *fix* fairness post-HAC.

## 3 Performing Fair HAC

First, we need to define the vanilla HAC process formally. Let  $X \in \mathbb{R}^{n \times m}$  be our dataset. Then the HAC on  $X$  denoted by  $HC(X)$  is a hierarchical partitioning of  $X$  that is represented by a binary

tree  $T$  (also called a *dendrogram*) of height at most  $\lceil \frac{n+1}{2} \rceil$ , where each level of  $T$  represents a set of disjoint merges between subclusters. Each node of  $T$  at any level represents a subcluster of points. A HAC algorithm first considers each of the  $n$  samples of  $X$  to be singleton subclusters, and then chooses sets of two subclusters to merge together (that is, a point from  $X$  can only belong to any one subcluster at any particular level). The lowest level of  $T$  are leaves, and comprise of all the  $n$  points of  $X$ . The root of  $T$  is a single node/cluster that contains all of  $X$ . Let  $C_1, C_2, \dots, C_s$  be the subclusters at any level of  $T$ . Then  $C_1 \cup C_2 \cup \dots \cup C_s = X$ . The choice of which two subclusters should be merged is made by finding two subclusters  $C_i$  and  $C_j$  such that they minimize a *linkage criterion* denoted by  $D(C_i, C_j)$ . There are many linkage criteria that can be used. For example, single-linkage is defined as  $D(C_i, C_j) = \min_{x_i \in C_i, x_j \in C_j} d(x_i, x_j)$  and complete-linkage is defined as  $D(C_i, C_j) = \max_{x_i \in C_i, x_j \in C_j} d(x_i, x_j)$ . In the paper  $d(x, y)$  is the Euclidean distance between two points  $x$  and  $y$ , but other distance metrics can also be used.

Next, we need to define our notion for fairness. Also, it is important to note that in this work we consider data points to only belong to one protected group, that is, *multiple* assignments to protected group for the same point are not allowed. In most works of fairness in clustering, the notion of *balance* (Chierichetti et al., 2017) is used to ensure that clusters contain at least a minimum number of points from each protected group and no more than a maximum number of points from each protected group. In this paper, we work with a similar idea, but one which flows more naturally for HAC. We utilize the notion of *proportional fairness* which maintains the same proportion of points of each protected group in a cluster as they are in the entire dataset  $X$  (also called the *ideal proportion*). For a protected group with  $s$  members the ideal proportion would be  $s/n$ . It is also easy to see that this is a general setting for *balance*— if we have  $f$  protected groups, instead of trying to strive for the *ideal proportion*, we can replace it with  $1/f$ , which would perfectly balance all protected groups in each cluster. This is trivial to do, and requires no change to our algorithms. We will now define these ideas mathematically.

**Definition 3.1. ( $\alpha$ -Proportional Fairness)** Let  $F \in \mathbb{R}^{f \times n}$  be the set of all protected groups where each protected group  $g \in F$  is  $\{0, 1\}^n$ . Thus, if a data sample from  $X$  belongs to a particular group  $g$  then at that index the vector  $g$  contains a 1, otherwise a 0. Moreover, a cluster  $C = \{x_i | i \in I\}$  where  $C \subset X$ , and  $I$  is the index set containing indices of the points in  $X$  which belong to cluster  $C$ , that is  $X = \{x_i\}_{i=1}^n$ . The proportion of group  $g$  members in  $C$  is denoted by  $\delta_g^C = \frac{1}{|C|} \sum_{x_i \in C} g(i)$  and the ideal proportion  $\phi_g = \frac{1}{n} \sum_{x_i \in X} g(i)$ . Then  $\alpha$ -Proportional Fairness for cluster  $C$  and protected group  $g$  is maintained if the following condition holds:  $|\delta_g^C - \phi_g| \leq \alpha$ .

**Definition 3.2. (Fairness Cost (FC))** Let  $HC(X)$  be the output of some hierarchical clustering on  $X$ . Then the fairness cost on some level with  $k$  clusters of the  $HC(X)$  tree measures how "close" each cluster of points at this level (denoted by  $C_i$ , where  $i = \{1, 2, \dots, k\}$ ) is to the ideal proportion  $\phi_g$  for each protected group  $g$  in  $F$ . Mathematically, the Fairness Cost can then be defined as:  $\sum_{i=1}^k \sum_{g \in F} |\delta_g^{C_i} - \phi_g|$ .

**Definition 3.3. (Hierarchical Fairness Cost (HFC))** The HFC is basically the summation of the FC over all the intermediate clusters that are formed as a result of the HAC process. Let  $HC(X) = T$  be the output of some hierarchical clustering on  $X$ . Then for the entire HAC tree  $T$ , we start with  $n$  singleton clusters as leaf nodes, and then keep merging them one at a time to arrive at one cluster (root of  $T$ ) that contains all nodes. Then, let there be 1 to  $A$  intermediate merging stages of the HAC process, and the number of associated clusters associated with stage  $A$  be maintained in a set  $S_A$ . Then the Hierarchical Fairness Cost is defined as follows:  $\sum_{i=1}^A \sum_{C \in S_i} \sum_{g \in F} |\delta_g^C - \phi_g|$ .

### 3.1 Fair HAC: The FHAC Algorithm

The goal for our fair algorithm will then be to minimize the FC or the HFC, and ensure that at a level with some clusters, we have at least maintained some  $\alpha'$ -Proportional Fairness where  $\alpha'$  is some constant value. We also run the algorithm till some  $k$  clusters are remaining, and return after that. To enforce these constraints, we keep tightening the bound on proportional fairness and simultaneously keep loosening the bound on minimizing distance, as we start getting closer to  $k$  clusters. The greedy Fair Hierarchical Agglomerative Clustering (FHAC) algorithm is described as Algorithm 1 (which works irrespective of the choice of linkage criteria). Algorithm 1 resembles the working of vanilla HAC except for some key distinctions that allow it to be fairer than traditional HAC. The key difference is in incorporating fairness constraints by foregoing the minimum distance

---

**Algorithm 1** Proposed FHAC Algorithm

---

**Input:**  $X, F, k, D(\cdot, \cdot), \mathcal{Z}_\alpha : \mathbb{R} \rightarrow \mathbb{R}, \mathcal{Z}_\beta : \mathbb{R} \rightarrow \mathbb{R}$

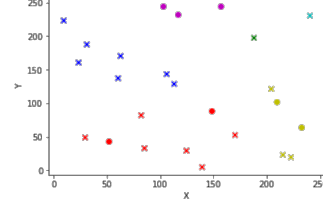
**Output:** Fair HAC tree  $T_{fair}$

```

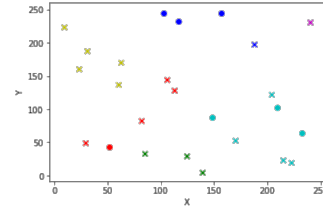
1: set  $C \leftarrow X$ 
2: compute  $\mathcal{D}_{n_1, n_2} = D(n_1, n_2), \forall (n_1, n_2) \in X \times X$ 
3: while  $|C| \geq k$  do
4:    $P_g = 0, \forall g \in F$ 
5:    $d_{\min} \leftarrow \infty$ 
6:    $\alpha \leftarrow \mathcal{Z}_\alpha(|C| - k)$ 
7:    $\beta \leftarrow \mathcal{Z}_\beta(n - |C|)$ 
8:   for each  $(c_i, c_j) \in C \times C, s.t. c_i \neq c_j$  do
9:     for each  $g \in F$  do
10:       $\delta_g^{c_i + c_j} \leftarrow \frac{\delta_g^{c_i} |c_i| + \delta_g^{c_j} |c_j|}{|c_i| + |c_j|}$ 
11:      if  $|\delta_g^{c_i + c_j} - \phi_g| \leq \alpha$  then  $P'_g = 1$ , else  $P'_g = 0$ 
12:    end for
13:    if  $\sum_{g \in F} P'_g \geq \sum_{g \in F} P_g$  then
14:      if  $d_{\min} + \beta > \mathcal{D}_{c_i, c_j}$  then
15:         $d_{\min} \leftarrow \mathcal{D}_{c_i, c_j}$ 
16:         $P_g \leftarrow P'_g, \forall g \in F$ 
17:         $(c_1^m, c_2^m) \leftarrow (c_i, c_j)$ 
18:      end if
19:    end if
20:  end for
21:  merge  $c_1^m \leftarrow c_1^m + c_2^m$ 
22:  update  $C$  with newly merged clusters
23:  recompute  $\mathcal{D}_{c_1, c_2} = D(c_1, c_2), \forall (c_1, c_2) \in C \times C$ 
24:  update  $T_{fair}$  with merge
25: end while
26: return  $T_{fair}$ 

```

---



(a) Vanilla HAC clusters



(b) FHAC clusters

Figure 1: Toy Example for Algorithm 1

linkage criterion constraint to allow for the selection of other clusters that can be merged, and lead to a fairer output tree. It is important to note that throughout, we maintain a distance matrix  $\mathcal{D} \in \mathbb{R}^{n \times n}$  between clusters to improve the runtime of the algorithm, and this can be done by computing the distances using the linkage criterion provided as input. Also,  $d_{\min}$  signifies the initialization of the distance (computed using the linkage criterion) between the clusters chosen to be merged for this level. Next, the proposed Algorithm 1 essentially tightens the fairness constraint (and loosens the distance constraint) as we keep constructing the clustering tree from bottom to top. The fairness constraint tightening is achieved using the function  $\mathcal{Z}_\alpha : \mathbb{R} \rightarrow \mathbb{R}$  and the distance constraint loosening is achieved using the  $\mathcal{Z}_\beta : \mathbb{R} \rightarrow \mathbb{R}$ .  $\mathcal{Z}_\alpha$  and  $\mathcal{Z}_\beta$  are both monotonically increasing functions and are parameterized appropriately for the dataset  $X$  (their parameterization is discussed later). We compute the actual constraint bounds  $\alpha$  and  $\beta$  using  $\mathcal{Z}_\alpha(|C| - k)$  (line 6) and  $\mathcal{Z}_\beta(n - |C|)$  (line 7), respectively, where  $C$  in each iteration of the while loop (line 3) denotes the current state of clusters at some level of the tree. This is intuitively obvious— if both functions are monotonically increasing, then  $\alpha$  reduces as we get closer to  $k$  clusters, tightening the fairness constraint, whereas  $\beta$  increases as we get closer to  $k$  clusters and thus, loosens the distance bound. In the main paper, we use  $\mathcal{Z}_\alpha(x) = e^{\theta_1 x + \alpha_0}$  and  $\mathcal{Z}_\beta(x) = e^{\theta_2 x + \beta_0}$  for our experiments and results, but any monotonic function can be used (other monotonic functions are covered in the supplementary material).

Next, unlike traditional HAC algorithms, we now also maintain the proportion of protected group  $g$  members for each possible cluster pair to be merged (line 10). Another distinction is the  $P_g \in \{0, 1\}^f$  and  $P'_g \in \{0, 1\}^f$  vectors, that help us keep track of how many protected groups for a potential cluster merge we have met the proportional fairness constraints for so far. If  $P'_g = 1$  we have met the proportionality condition for group  $g$  in this iteration, otherwise  $P'_g = 0$ .  $P_g$  is the same but maintains global state— that is, it keeps track of the same condition but for the "best" cluster merge pair found so far. Thus, in line 11, we check to see if we have met  $\alpha$ -Proportional Fairness if clusters  $c_i$  and  $c_j$  were to be merged, and then appropriately set the value for  $P'_g$ . Next, once we have done this for all the groups (lines 9-12), we compare the current cluster pair with the "best" cluster merge pair found so far (line 13). If the current cluster pair is a better choice, we proceed to checking for whether we improve on the minimum distance constraint (relaxed using  $\beta$ ) on line 14, and then update variables

accordingly. Gradually we build up the HAC tree and return it as  $T_{fair}$ . A line-by-line description of Algorithm 1 has also been provided in the supplementary material.

**Note:** As is evident, Algorithm 1 achieves an asymptotic time complexity of  $\mathcal{O}(fn^3)$  which is comparable to vanilla HAC ( $\mathcal{O}(n^3)$ ) since  $f$  is usually small for real-world applications. Furthermore, the benefit of employing Algorithm 1 for fair HAC, is that it can be utilized to minimize any cost function that is required for ensuring fairness of the hierarchical clustering process. In the previous section, we defined the FC for the level with  $k$  clusters, and the general HFC for the entire tree, either of which can be minimized by Algorithm 1 through appropriate parameterization of  $\mathcal{Z}_\alpha$  and  $\mathcal{Z}_\beta$ .

For our empirical results in the main paper we let  $\mathcal{Z}_\alpha(x) = e^{\theta_1 x + \alpha_0}$  and  $\mathcal{Z}_\beta(x) = e^{\theta_2 x + \beta_0}$ . Thus, we have to estimate the parameters  $\alpha_0, \beta_0, \theta_1$ , and  $\theta_2$  that minimize either the HFC or FC. To do this, while any hyperparameter search algorithms can generally be utilized, we use a simple CORS black-box minimization approach (Regis and Shoemaker, 2005) for the search. Despite the recomputation of the HAC tree to find the hyperparameter values, this approach runs in overall  $\mathcal{O}(fn^3)$  time as it iterates over some fixed number of iterations  $t$ . We have provided more details on the search algorithm (such as the convergence proof) and subsequent analysis in the supplementary material. Our experiments and results for minimizing both the FC and the HFC are detailed in the Results section and used an open-source implementation of the above approach (Knysh and Korkolis, 2016). We can now show how Algorithm 1 fares in terms fairness compared with traditional HAC:

**Theorem 3.1.** *For appropriately parameterized monotonically increasing functions  $\mathcal{Z}_\alpha$  and  $\mathcal{Z}_\beta$ , Algorithm 1 computes a  $T_{fair}$  that is more (or equivalently) fair to the vanilla HAC tree  $T$ , according to the chosen cost metric (FC or HFC).*

### 3.2 Results on Toy Data

We generate two-dimensional data from a uniform distribution  $([0, 250])$  for our toy example and there are 25 points in total ( $n$ ) and  $k = 6$ . Moreover, there are two protected groups, denoted by 0 and 1, with ideal proportions denoted by  $\phi_0 = 0.28$  and  $\phi_1 = 0.72$ , respectively. Also,  $\mathcal{Z}_\alpha(x) = \theta_1 x + \alpha_0$  and  $\mathcal{Z}_\beta(x) = \theta_2 x + \beta_0$ . As mentioned above, we run FHAC (Algorithm 1) and estimate hyperparameters, and then compare how fair the final clusters are for vanilla single-linkage HAC and single-linkage FHAC. The values of the parameters are as follows:  $\alpha_0 = 0.49345, \theta_1 = 3.8724, \beta_0 = 9.0568, \theta_2 = 0.20181$ . Moreover, FC for vanilla HAC with single-linkage is 3.42, and for FHAC with single-linkage is 2.89. Thus, we find that the fairness achieved by our algorithm is much better, and we obtain proportionally fair clusters as a result. The clusters for the toy example are shown in Figure 1. In both figures the 0 protected group is denoted by the  $\circ$  marker, and the 1 protected group is denoted by the  $\times$  marker.

## 4 Making Existing Vanilla HAC Trees Fair

In this section, we consider an alternate way of achieving fairness while performing HAC. Assume that we already have a tree  $T$  using HAC on the dataset  $X$ . The goal is to then come up with a tree  $T_{fair}$  that is *fairer* than the tree  $T$  with respect to the Fairness Cost (for the level of  $T$  with  $k$  clusters, as before). We propose a recursive algorithm that achieves this with a time complexity of  $\mathcal{O}(fn^2)$ . For now, we will consider balanced binary HAC trees for our analysis, but our algorithm can be applied to unbalanced trees as well. As a preliminary, in a balanced HAC binary tree  $T$  with  $n$  leaf nodes, there are  $\log_2(n)$  levels, where each level  $j$  has  $2^j$  nodes where  $j \in \{1, \dots, \log_2(n)\}$ . Moreover, let the level with  $k$  clusters be  $l_k$  and the clusters at level  $l_k$  be  $M_k = \{m_1, m_2, \dots, m_k\}$ .

Throughout the algorithm,  $C_l$  denotes a set of  $k$  sets, such that each set  $c_i \in C_l$  represents the clusters at some level  $l$  of  $T$  that are actually subclusters of  $m_i \in M_k$ . That is,  $c_i$  was merged with some other cluster in the vanilla HAC to eventually become a part of  $m_k$  at the level with  $k$  clusters. It takes at most linear time to construct  $C_{l+1}$  from  $C_l$ . Moreover, for every  $x$  that belongs to the set  $c_i \in C_l$ , let  $x_S$  denote its sibling in the tree,  $x_L$  its left child and  $x_R$  its right child. In the context of HAC,  $x_S$  denotes the cluster  $x$  was merged with to form its parent cluster, and  $x_L$  and  $x_R$  are the immediate subclusters that were merged to form  $x$ . Here we also use vectors  $P_g^c \in \{0, 1\}^f$  to determine if we have met the fairness constraint for group  $g \in F$  and cluster  $c \in M_k$ . Finally,  $\epsilon \geq 0$  is a hyperparameter that is used to check for the distance constraint. We also assume that we have the distance matrix  $\mathcal{D}$  for each level of the tree, thus looking up between-cluster distances takes constant time. The proposed Algorithm 2 is denoted as the Fair Post-HAC (FP-HAC) algorithm.

---

**Algorithm 2** Proposed FP-HAC Algorithm

---

**Input:**  $T, k, F, D(\cdot, \cdot), \epsilon \in \mathbb{R}$ **Output:** Fair HAC tree  $T_{fair}$ 

```
1: set  $l \leftarrow l_k$ 
2: obtain  $C_{l_k}$  using  $l_k$  and  $T$ 
3: set  $C_l \leftarrow C_{l_k}$ 

4: function FIX_TREE( $C_l, l, F$ )
5:   if  $l > \log_2(n)$  then return
6:   for all  $(c_i, c_j) \in C_l \times C_l$  s.t.  $i \neq j$  do
7:     for all  $(x, y) \in c_i \times c_j$  do
8:       obtain  $c'_i$  and  $c'_j$  by swapping  $x$  and  $y$  in  $C'_l$  (a copy of  $C_l$ )
9:       let the resulting  $M'_k$  clusters of  $C'_l$  be  $m'_i$  and  $m'_j$ 
10:      for each  $g \in F$  do
11:        if  $|\delta_g^{m'_i} - \phi_g| \geq |\delta_g^{m_i} - \phi_g|$  then  $P_g^{m_i} = 1, P_g^{m'_i} = 0$ 
12:        else  $P_g^{m'_i} = 1, P_g^{m_i} = 0$ 
13:        if  $|\delta_g^{m'_j} - \phi_g| \geq |\delta_g^{m_j} - \phi_g|$  then  $P_g^{m_j} = 1, P_g^{m'_j} = 0$ 
14:        else  $P_g^{m'_j} = 1, P_g^{m_j} = 0$ 
15:      end for
16:      if  $\sum_{g \in F} P_g^{m_i} \leq \sum_{g \in F} P_g^{m'_i}$  and  $\sum_{g \in F} P_g^{m_j} \leq \sum_{g \in F} P_g^{m'_j}$  then
17:        if  $|\mathcal{D}_{x_S, y} - \mathcal{D}_{x_S, x}| \leq \epsilon$  and  $|\mathcal{D}_{y_S, x} - \mathcal{D}_{y_S, y}| \leq \epsilon$  then
18:          replace  $c_i \leftarrow c'_i$  and  $c_j \leftarrow c'_j$ 
19:        end if
20:      end if
21:    end for
22:  end for
23:  obtain  $C_{l+1}$  by replacing all  $x \in c_i$  with  $(x_L, x_R), \forall c_i \in C_l$ 
24:  FIX_TREE( $C_{l+1}, l+1, F$ )
25: end function

26: update  $T$  using final  $C_l$  and set  $T_{fair} \leftarrow T$ 
27: return  $T_{fair}$ 
```

---

Algorithm 2 works as follows: we initially start with level  $l = l_k$ , and set  $C_l = C_{l_k}$ . Lines 4-25 depict our subroutine FIX\_TREE that is used to achieve fairness recursively. The base case on line 5 is simple, if we have covered the maximum depth of the tree, we can return. Essentially, we will be swapping nodes/clusters between one of the  $k$  clusters one at a time, and see if that improves fairness. By greedily making swaps that reduce the FC, we will have a *fairer* tree as a result. We then select two separate (of the  $k$ ) cluster sets  $c_i$  and  $c_j$  from  $C_l$  and two clusters each ( $x$  and  $y$ ) from these cluster sets. We also copy  $C_l$ , and denote it as  $C'_l$ . Then we swap the clusters  $x$  and  $y$  (including all their children) on line 8. We denote the modified clusters of the changed  $M_k$  cluster set as  $m'_i$  and  $m'_j$ , respectively (originally  $m_i$  and  $m_j$ ). Next, for all groups in  $F$ , we check to see how many groups the swap improved fairness for as opposed to the original case using the  $P_g^c$  vectors. Then, we check to see if fairness was improved for more groups as a result of the swap, than without the swap (line 16). In case fairness was improved, we check for the distance criterion where the distance matrix  $\mathcal{D}$  is created during the vanilla HAC process itself. We utilize the hyperparameter  $\epsilon$  which is used to set an acceptable threshold to the change in distance as a result of the swap. The sibling of cluster  $x(y)$ , which is cluster  $x_S(y_S)$ , is the subcluster that  $x(y)$  was chosen to be merged with. Thus, by comparing the increase in distance with the sibling, we can ensure that clusters being swapped are not too "different" and we can finalize the swap process. A large  $\epsilon$  allows more swaps at the cost of the distance constraints and a small  $\epsilon$  makes it harder to perform swaps. Finally, on line 23, we obtain the set  $C_{l+1}$  from  $C_l$ , simply by replacing each cluster in each set of  $C_l$  with its children/subclusters,  $x_L$  and  $x_R$ . We recursively call FIX\_TREE on  $C_{l+1}$  and  $l+1$  and eventually return  $T_{fair}$ .

**Note:** The benefit of using Algorithm 2 to improve fairness of the vanilla HAC tree is that the earlier recursive steps make more *major swaps* between cluster memberships, and progressively *individualized swaps* are made that are computationally more expensive. At a higher level of the tree, a large number of points are swapped collectively, which is less computationally expensive than individually swapping points from each subcluster. Therefore, if at an earlier stage of the recursive algorithm, the fairness constraint for all clusters and their groups is already met, we do not need to recur on the more costly lower levels of the tree. While we have not mentioned this explicitly in

Algorithm 2, this is the precise reason why Algorithm 2 is beneficial over just making all possible swaps at the last level of the tree itself.

We can now analyze the FP-HAC algorithm’s running time and fairness guarantees:

**Theorem 4.1.** *If a tree  $T$  obtained from performing traditional HAC on dataset  $X$ , is provided as input to Algorithm 2, it outputs tree  $T_{fair}$  in at most  $\mathcal{O}(fn^2)$  time such that  $T_{fair}$  is equivalent or more fair than  $T$  with respect to the FC at level  $l_k$ .*

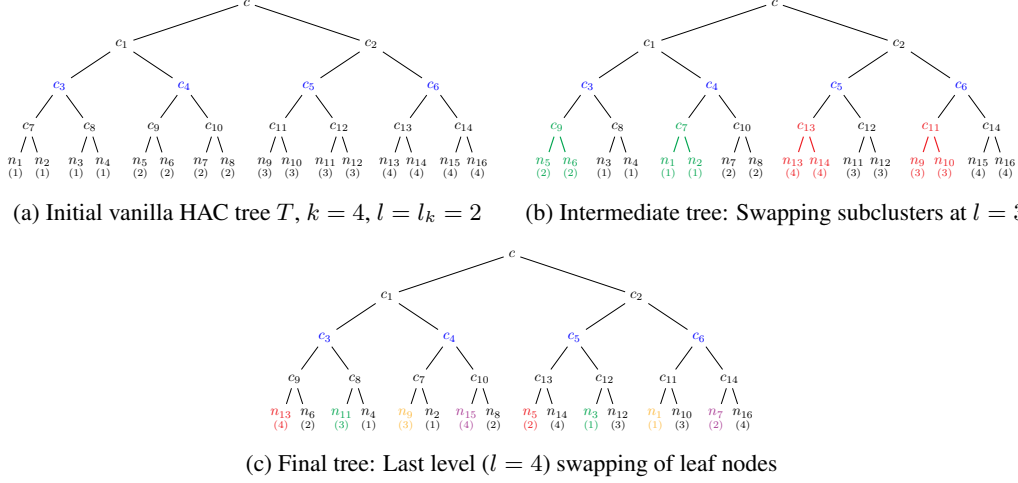


Figure 2: Toy Example for Algorithm 2

#### 4.1 Toy Example for Algorithm 2

Consider  $n = 16$  and  $f = 4$ , and  $\epsilon \leftarrow \infty$ . Moreover,  $k = 4$ , so Algorithm 2 will start recursion at level  $l_k = 2$  where we have clusters  $c_3, c_4, c_5$ , and  $c_6$ . Therefore, Algorithm 2 has to ensure that groups in these clusters come as close to meeting the fairness constraint as possible. Also as can be seen in Figure 2a:  $\phi_1 = \phi_2 = \phi_3 = \phi_4 = 0.25$ . Algorithm 2 first starts on the initial value of  $l = l_k = 2$ . There is no possible swap that improves fairness at this level, so the algorithm moves on to the next level of the tree. Now  $l = 3$ , and we have some potential subclusters that can be swapped to improve fairness. It can be seen that the following swaps will be made:  $c_7 \Leftrightarrow c_9$ , and  $c_{11} \Leftrightarrow c_{13}$ . The resulting intermediate tree after these swaps are made is shown in Figure 2b, and nodes involved in a swap are highlighted with the same color. As a result, the fairness of each of the 4 clusters at  $l_k$  has improved. Next, we will recur to  $l = 4$ , where all the singleton clusters (data samples) are present as leaf nodes (Figure 2c). Here, the following swaps will be made:  $n_5 \Leftrightarrow n_{13}$  (red),  $n_3 \Leftrightarrow n_{11}$  (green),  $n_1 \Leftrightarrow n_9$  (yellow), and  $n_7 \Leftrightarrow n_{15}$  (purple). We can see in Figure 2c that the fairness constraint has been met perfectly ( $\delta_g^{c_i} = 0.25$ ) for all the 4 clusters and all the groups.

## 5 Empirical Results

For obtaining results on real data for Algorithm 1 and Algorithm 2, we utilize the UCI datasets similar to the seminal work analyzing clustering fairness by Chierichetti et al. We use the *creditcard* (Yeh and Lien, 2009), *bank* (Moro et al., 2014), and *census* (Kohavi, 1996) UCI datasets and create different sub-datasets from these (corresponding to the choice of sensitive attribute). We divide the *bank* dataset into *bank1* and *bank2* sub-datasets. For both of these  $n = 120$ ,  $k = 4$ , and the features used are *age*, *balance* and *duration*. The sensitive attribute for *bank1* and *bank2* is *default* and *marital*, respectively, while the protected groups are *yes* ( $\phi_0 = 0.5$ ), *no* ( $\phi_1 = 0.5$ ), and *married* ( $\phi_0 = 0.33$ ), *single* ( $\phi_1 = 0.33$ ), *divorced* ( $\phi_2 = 0.33$ ), respectively. For the *census* sub-dataset we have  $n = 110$ ,  $k = 3$ , and the features used are *age*, *education-num*, *final-weight*, *capital-gain*, *hours-per-week*. The sensitive attribute is *sex* and the protected groups are *male* ( $\phi_0 = 0.363$ ), *female* ( $\phi_1 = 0.637$ ). For the *creditcard* sub-dataset we have  $n = 125$ ,  $k = 4$ , the features used are *age*, *bill-amt 1 — 6*, *limit-bal*, *pay-amt 1 — 6*, the sensitive attribute is *education* and the protected

Table 1: Results when FC is minimized

Data	Linkage	$\alpha_0$	$\theta_1$	$\beta_0$	$\theta_2$	FC (Vanilla HAC)	FC (FHAC)
bank1	Single	0.356	1.169	0.644	0.193	3.026	<b>3.0256</b>
bank1	Complete	0.182	1.242	2.725	0.595	3.017	<b>2.8227</b>
bank1	Average	0.816	5.0	0.0	0.599	3.035	<b>2.5350</b>
bank2	Single	0.031	3.36	2.635	0.978	3.345	<b>2.7419</b>
bank2	Complete	0.634	0.889	0.37	1.359	1.632	<b>1.5748</b>
bank2	Average	0.783	0.847	3.217	0.965	2.684	<b>1.8899</b>
census	Single	0.63	1.575	2.375	0.21	2.005	<b>1.5624</b>
census	Complete	0.922	1.434	5.0	0.057	0.308	<b>0.2117</b>
census	Average	0.07	3.508	1.93	0.579	0.505	<b>0.3367</b>
creditcard	Single	0.497	3.186	4.504	1.351	4.590	<b>2.6042</b>
creditcard	Complete	0.641	0.029	3.642	3.704	1.560	<b>1.2821</b>
creditcard	Average	0.06	0.567	2.945	2.132	2.566	<b>1.3044</b>

Table 2: Results when HFC is minimized

Data	Linkage	$\alpha_0$	$\theta_1$	$\beta_0$	$\theta_2$	HFC (Vanilla HAC)	HFC (FHAC)
bank1	Single	0.0	1.107	2.0	0.0	6747.7897	<b>6494.6093</b>
bank1	Complete	0.414	5.0	2.014	0.0	6365.5709	<b>6106.9454</b>
bank1	Average	0.873	5.0	2.012	0.0	6444.5359	<b>6229.6411</b>
bank2	Single	0.207	1.211	2.796	0.588	9032.1463	<b>8821.5128</b>
bank2	Complete	0.0	1.529	2.74	0.729	8492.0879	<b>8375.8262</b>
bank2	Average	0.102	1.582	3.237	0.596	8634.9503	<b>8550.5046</b>
census	Single	0.0	2.455	5.0	0.0	4817.7172	<b>4809.8070</b>
census	Complete	0.0	1.864	0.0	0.0	4500.9533	<b>4500.8984</b>
census	Average	0.0	0.0	3.917	0.0	4553.1110	<b>4551.5908</b>
creditcard	Single	0.348	0.0	5.0	0.506	11062.426	<b>10860.955</b>
creditcard	Complete	0.783	0.847	3.217	0.965	11062.426	<b>10233.310</b>
creditcard	Average	0.0	2.617	4.123	0.932	10532.545	<b>10418.813</b>

groups are *graduate school* ( $\phi_0 = 0.24$ ), *university* ( $\phi_1 = 0.24$ ), *high school* ( $\phi_2 = 0.36$ ), *others* ( $\phi_3 = 0.16$ ). Also, for Algorithm 1,  $\mathcal{Z}_\alpha(x) = e^{\theta_1 x + \alpha_0}$  and  $\mathcal{Z}_\beta(x) = e^{\theta_2 x + \beta_0}$ . The fairness results (including parameter values) for running Algorithm 1 and vanilla HAC over all these sub-datasets for different linkage criteria when the FC is minimized are shown in Table 1 and when the HFC is minimized are shown in Table 2. Clearly, Algorithm 1 achieves *fairer* solutions to vanilla HAC on real data. For the experiments on *fixing* the clustering to be fair post-HAC, we use a slightly modified version of Algorithm 2 where we only perform the final swaps at the leaf nodes for simplicity. Here,  $\epsilon$  is set to  $\infty$  and the results are shown in Table 3. It can be seen that the algorithm obtains *fairer* (or equally fair) solutions by improving the existing vanilla HAC output. Results when different monotonic functions are used for  $\mathcal{Z}_\alpha$  and  $\mathcal{Z}_\beta$  in Algorithm 1 are provided in the supplementary material. We have also open-sourced all the code used in the experiments on Github.

## 6 Conclusion

In this paper, we have proposed fair algorithms for performing HAC. To the best of our knowledge, this is the first work detailing fair HAC algorithms. Our proposed FHAC algorithm (Algorithm 1) works for multiple protected groups and irrespective of the linkage criterion used. We provide results using Algorithm 1 with multiple linkage criteria on UCI datasets such as bank, creditcard, and census (Section 5). We first define the FC and HFC costs associated with ensuring fairness (Section 3), and also provide analysis to show that Algorithm 1 is more *fair* than vanilla HAC algorithms

Table 3: Results for *fixing* fairness post HAC (FP-HAC Algorithm)

Data	Linkage	FC (Vanilla HAC)	FC (FP-HAC)
bank1	Single	3.026	<b>2.342</b>
bank1	Complete	3.017	<b>2.0</b>
bank1	Average	3.035	<b>2.0</b>
bank2	Single	<b>3.345</b>	<b>3.345</b>
bank2	Complete	1.632	<b>1.408</b>
bank2	Average	2.684	<b>2.0</b>
census	Single	<b>2.005</b>	<b>2.005</b>
census	Complete	<b>0.3084</b>	<b>0.3084</b>
census	Average	0.505	<b>0.3571</b>
creditcard	Single	4.59	<b>4.329</b>
creditcard	Complete	1.56	<b>0.573</b>
creditcard	Average	2.566	<b>2.344</b>



while achieving a comparable asymptotic time complexity of  $\mathcal{O}(fn^3)$  (Section 3). We also propose the FP-HAC post-clustering fairness algorithm in Section 4 (Algorithm 2) which *fixes* the output received from an HAC algorithm and makes it fair while achieving better asymptotic time complexity  $\mathcal{O}(fn^2)$  compared to Algorithm 1 and vanilla HAC.

## 7 Broader Impact

It is relevant to consider fairness in the context of hierarchical clustering and HAC through a motivating example to gauge the broader impact of the work. Consider we cluster data samples representing movie reviews using a HAC algorithm. Also, assume that the samples are chosen such that there are an equal number of male-directed and female-directed movie reviews. The algorithm will compute a hierarchy linking movies to their reviews' corresponding *sentiments*. Each level of the hierarchy will represent certain sentiments. For example, we could have sentiments represented such as *fun*, *exciting*, *boring*, and *poor acting*. As we go up in the hierarchy, the number of sentiments will be grouped together or coalesced. For example, the earlier sentiments could be eventually grouped together to represent some notion of *positive* (containing *fun*, *exciting*) or *negative* (containing *boring*, *poor acting*) sentiments. Now, for these *positive* and *negative* sentiments, we would like to have movies by the male directors and the female directors represented more or less equally, since the dataset has them represented equally. If significantly more movies by male directors are in the positive cluster as opposed to the negative cluster, our algorithm is not fair to the movies made by the women directors. A vanilla HAC algorithm would not account for this *unfairness*, which is what we seek to correct through this work.

There are also more nuances associated with the above example. One could either choose to ensure fairness either for a certain specific set of sentiments or at each set of sentiments in the hierarchy. That is, in the above example, we could make sure that we have equal number of male-directed and female-directed movies for the *positive* and *negative* sentiment clusters, or we could ensure fairness for all the subclusters in the hierarchy, and their associated sentiments. For the latter, we would then try to have an equal number of male-directed and female-directed movies in all sentiment clusters (such as for the *fun*, *exciting*, *boring*, *poor acting* sentiment clusters, and for the clusters in the lower levels of the hierarchy). We cover both these possibilities in our work, and present our algorithm and approach in Section 3.

Another aspect of this problem is to ensure fairness at a lower computational cost if a vanilla HAC algorithm has already been run on a dataset, and the output for that has been obtained. We also cover this in the paper in Section 4.

This example thus motivates the more general setting for fairness in HAC. Instead of considering fairness in the context of movie reviews and associated sentiments, the same ideas can be employed with respect to ensuring that no racial, or gender-based dataset biases are augmented by the clustering algorithm. Through fairness constraints we can ensure that each *protected group* constitutes a certain minimum proportion of each cluster, and that the clustering is then fair as a result. Furthermore, while it is quite evident, it is important to note that the potential negative impacts to ensuring fairness in HAC are an increased distortion in terms of the distance criteria used, and longer running times of the fair algorithms themselves with respect to traditional clustering approaches.

## References

- Aris Anagnostopoulos, Luca Becchetti, Matteo Böhm, Adriano Fazzzone, Stefano Leonardi, Cristina Menghini, and Chris Schwiegelshohn. Principal fairness: removing bias via projections. *arXiv preprint arXiv:1905.13651*, 2019.
- Arturs Backurs, Piotr Indyk, Krzysztof Onak, Baruch Schieber, Ali Vakilian, and Tal Wagner. Scalable fair clustering. *arXiv preprint arXiv:1902.03519*, 2019.
- Suman K Bera, Deeparnab Chakrabarty, and Maryam Negahbani. Fair algorithms for clustering. *arXiv preprint arXiv:1901.02393*, 2019.
- Ioana O Bercea, Martin Groß, Samir Khuller, Aounon Kumar, Clemens Rösner, Daniel R Schmidt, and Melanie Schmidt. On the cost of essentially fair clusterings. *arXiv preprint arXiv:1811.10319*, 2018.

- Xingyu Chen, Brandon Fain, Charles Lyu, and Kamesh Munagala. Proportionally fair clustering. *arXiv preprint arXiv:1905.03674*, 2019.
- Flavio Chierichetti, Ravi Kumar, Silvio Lattanzi, and Sergei Vassilvitskii. Fair clustering through fairlets. In *Advances in Neural Information Processing Systems*, pages 5029–5037, 2017.
- Vincent Cohen-Addad, Varun Kanade, Frederik Mallmann-Trenn, and Claire Mathieu. Hierarchical clustering: Objective functions and algorithms. *Journal of the ACM (JACM)*, 66(4):1–42, 2019.
- Sanjoy Dasgupta. A cost function for similarity-based hierarchical clustering. In *Proceedings of the forty-eighth annual ACM symposium on Theory of Computing*, pages 118–127, 2016.
- Ian Davidson and SS Ravi. Making existing clusterings fairer: Algorithms, complexity results and insights. 2020.
- Michael Feldman, Sorelle A Friedler, John Moeller, Carlos Scheidegger, and Suresh Venkatasubramanian. Certifying and removing disparate impact. In *proceedings of the 21th ACM SIGKDD international conference on knowledge discovery and data mining*, pages 259–268, 2015.
- Matthäus Kleindessner, Samira Samadi, Pranjal Awasthi, and Jamie Morgenstern. Guarantees for spectral clustering with fairness constraints. *arXiv preprint arXiv:1901.08668*, 2019.
- Paul Knysh and Yannis Korkolis. Blackbox: A procedure for parallel optimization of expensive black-box functions. *arXiv preprint arXiv:1605.00998*, 2016.
- R Kohavi. Scaling up the accuracy of naive-bayes classifiers: A decision-tree hybrid. 1996.
- Arnd Kohrs-Bernard Merialdo. Clustering for collaborative filtering applications. *Intelligent Image Processing, Data Analysis & Information Retrieval*, 3:199, 1999.
- Sérgio Moro, Paulo Cortez, and Paulo Rita. A data-driven approach to predict the success of bank telemarketing. *Decision Support Systems*, 62:22–31, 2014.
- Benjamin Moseley and Joshua Wang. Approximation bounds for hierarchical clustering: Average linkage, bisecting k-means, and local search. In *Advances in Neural Information Processing Systems*, pages 3094–3103, 2017.
- Inti A Pagnuco, Juan I Pastore, Guillermo Abras, Marcel Brun, and Virginia L Ballarin. Analysis of genetic association using hierarchical clustering and cluster validation indices. *Genomics*, 109(5-6):438–445, 2017.
- Katherine S Pollard and Mark J Van Der Laan. Cluster analysis of genomic data. In *Bioinformatics and Computational Biology Solutions Using R and Bioconductor*, pages 209–228. Springer, 2005.
- Rommel G. Regis and Christine A. Shoemaker. Constrained global optimization of expensive black box functions using radial basis functions. *Journal of Global Optimization*, 31(1):153–171, Jan 2005. ISSN 1573-2916. doi: 10.1007/s10898-004-0570-0. URL <https://doi.org/10.1007/s10898-004-0570-0>.
- Clemens Rösner and Melanie Schmidt. Privacy preserving clustering with constraints. *arXiv preprint arXiv:1802.02497*, 2018.
- Melanie Schmidt, Chris Schwiegelshohn, and Christian Sohler. Fair coresets and streaming algorithms for fair k-means clustering. *arXiv preprint arXiv:1812.10854*, 2018.
- I-Cheng Yeh and Che-hui Lien. The comparisons of data mining techniques for the predictive accuracy of probability of default of credit card clients. *Expert Systems with Applications*, 36(2): 2473–2480, 2009.
- Imtiaz Masud Ziko, Eric Granger, Jing Yuan, and Ismail Ben Ayed. Clustering with fairness constraints: A flexible and scalable approach. *arXiv preprint arXiv:1906.08207*, 2019.