

# An Interpolation from Sol to Hyperbolic Space

Matei P. Coiculescu

October 18, 2021

## Abstract

We study a one-parameter family of nonisomorphic solvable Lie groups, which, when equipped with their left-invariant metrics, becomes an interpolation from a model of the Sol geometry to a model of Hyperbolic Space, with a stop at  $\mathbb{H}^2 \times \mathbb{R}$ . These Lie groups are also Bianchi groups of Type VI with orthogonal coordinates. As a continuation of joint work with Richard Schwartz on Sol, we primarily analyze those Lie groups in our interpolation with some positive sectional curvature.

## 1 Introduction

The Thurston model geometries of 3-manifolds present a great variety of behavior, but Sol, the one which uniformizes torus bundles that fiber over the circle with Anosov monodromy, is probably the strangest. It is neither rotationally symmetric nor isotropic. We attempt, in this article, to show that Sol's peculiarity can be slowly untangled by an interpolation of geometries until we reach  $\mathbb{H}^2 \times \mathbb{R}$ , which, by now, feels familiar enough. The interpolation then continues on to  $\mathbb{H}^3$ , but we will not spend much time with that part of the family.

The idea of transitioning geometries may be an expanding area of research. Although done from a different perspective, Steve Trettel's Ph.D. thesis [12] is in a similar vein. It describes a collection of geometric transitions, defined by constructing analogs of familiar geometries (projective geometry, hyperbolic geometry, etc.) over real algebras.

We study a one-parameter family of solvable Lie groups, which we will denote by  $G_\alpha$ , with  $-1 \leq \alpha \leq 1$ . Each  $G_\alpha$  is the semi-direct product of  $\mathbb{R}$  with  $\mathbb{R}^2$ , and the resulting operation on  $\mathbb{R}^3$  is:

$$(x, y, z) * (x', y', z') = (x'e^z + x, y'e^{-\alpha z} + y, z' + z).$$

Then,  $\mathbb{R}^3$  with this group law has the following left-invariant metric (with Euclidean inner product at the origin)

$$ds^2 = e^{-2z}dx^2 + e^{2\alpha z}dy^2 + dz^2.$$

These  $G_\alpha$  groups perform our desired interpolation: linking the familiar and the unfamiliar. It seems right to analyze what happens in between.

We would also like to note the possible physical relevance of the  $G_\alpha$  groups. First, the connection between the Bianchi groups and cosmology is well-known. Indeed, a three-dimensional Lie group associated with a certain Bianchi Lie algebra corresponds to a symmetry group of space (as a part of space-time). The groups of Type VI (corresponding to  $G_\alpha$  groups with  $0 < |\alpha| < 1$ ) are associated to a cosmological model of space as homogeneous but anisotropic. Although the current consensus is that the universe is isotropic, one recent report has experimental evidence suggesting the possibility of anisotropy [14]. For further reading about the relationship between Bianchi groups and cosmology, see [5]. Lastly, the physical ramifications of the geodesic flow in a Lie group has been studied in detail since at least the work of [1], where it was linked to hydrodynamics.

Our primary focus will be on  $G_\alpha$  where  $\alpha$  is positive. On this side of the family, we have the presence of both positive and negative sectional curvature, so an interplay between focus and dispersion exists that makes the geometry of the geodesics and geodesic spheres quite interesting. In the limiting case when  $\alpha = 1$ , or for Sol, much is already known. Many properties of the geodesics were discovered by Grayson in [8]. In [3], Richard Schwartz and I give an exact characterization of which geodesic segments in Sol are length minimizers, thereby giving a precise description of the cut locus of the identity in Sol. This, in turn, led to the proof (also in [3]) that the geodesic spheres in Sol are homeomorphic to  $S^2$ . Recently, Richard Schwartz has computed area bounds of the spheres in Sol, and this interesting result may be found in [11]. We look to generalize some of this work.

For positive  $\alpha$ , it happens that typical geodesics starting at the origin in  $G_\alpha$  spiral around certain cylinders, as we will prove in Theorem 1. For each such geodesic, there is an associated period that determines how long it takes for it to spiral exactly once around. We denote the function determining the period by  $P$ , and we will show that it is a function of the initial tangent vector. We call a geodesic segment  $\gamma$  of length  $T$  *small*, *perfect*, or *large* whenever  $T < P_\gamma$ ,  $T = P_\gamma$ , or  $T > P_\gamma$ , respectively. Our primary aim is the following conjecture:

**Conjecture.** *A geodesic segment in  $G_\alpha$  is a length minimizer if and only if it is small or perfect.*

The above conjecture is already known for  $G_1$ , or Sol, and was proven in [3]. In this article, we will reduce the general conjecture to obtaining bounds on the derivative of the period function. Moreover, we will prove the conjecture for  $G_{1/2}$ , the group where the scalar curvature is maximized in our family. So, the main theorem we get is:

**Theorem.** *A geodesic segment in  $G_1$  or  $G_{1/2}$  is a length minimizer if and only if it is small or perfect.*

Here we outline our paper. In the next section, we will present the basic differential geometric facts about all of the  $G_\alpha$  groups, ending with a look at the geodesic flow (restricted to the unit tangent bundle). In section 3, we begin by generalizing certain results from [8] and [3] to all the  $G_\alpha$  with  $0 < \alpha \leq 1$ . Among these are Theorem 1 and various propositions from [3]. Essential to our analysis is the idea of *concatenation*, introduced first in [3], that extends to the other  $G_\alpha$ . Just as in [3], we then turn our attention to using *symmetric flow lines* to analyze the cut loci of  $G_\alpha$ . In section 4, we narrow our analysis to a particular group,  $G_{1/2}$ , for which we have sufficient information about the period function to truly extend the main result from [3], the characterization of the cut locus in  $G_{1/2}$  and its consequences for geodesic spheres. We remark that many of the results we will prove can be considered independently of their geometric consequences, as properties of certain nonlinear ordinary differential equations. In particular, subsection 3.4 is purely analytic.

We would like to thank Richard Schwartz for his support throughout the development of this article. His encouragement was essential in finishing this work and his geometric insights were invaluable. We also thank him for pointing out omissions and inconsistencies in earlier drafts. We thank Benoit Pausader for his advice on tackling the differential equations that we encountered and Georgios Daskalopoulos for teaching us differential geometry. Lastly, we would like to thank Matthew Grayson for his incisive work on Sol, which continues to inspire us.

## 2 The Basic Structure

The principal object of our study will be a one-parameter family of three-dimensional Lie Groups, whose Lie algebras are of Type VI in Bianchi's classification, as elaborated in [2]. For ease of computation, we can also construct our groups as certain subgroups of  $GL_3(\mathbb{R})$ , and to that end we let

$$G_\alpha = \left\{ \begin{pmatrix} e^z & 0 & x \\ 0 & e^{-\alpha z} & y \\ 0 & 0 & 1 \end{pmatrix} \middle| x, y, z \in \mathbb{R} \right\} \text{ for all } -1 \leq \alpha \leq 1$$

We can consider each  $G_\alpha$  as a matrix group or, equivalently, as  $\mathbb{R}^3$  with the following group law:

$$(x, y, z) * (x', y', z') = (x'e^z + x, y'e^{-\alpha z} + y, z' + z).$$

Then,  $\mathbb{R}^3$  with this group law has the following left-invariant metric

$$ds^2 = e^{-2z}dx^2 + e^{2\alpha z}dy^2 + dz^2.$$

The Lie algebra of  $G_\alpha$ , which we denote  $\mathfrak{g}_\alpha$ , has the following orthonormal basis:

$$\left\{ X = \begin{pmatrix} 0 & 0 & 1 \\ 0 & 0 & 0 \\ 0 & 0 & 0 \end{pmatrix} \quad Y = \begin{pmatrix} 0 & 0 & 0 \\ 0 & 0 & 1 \\ 0 & 0 & 0 \end{pmatrix} \quad Z = \begin{pmatrix} 1 & 0 & 0 \\ 0 & -\alpha & 0 \\ 0 & 0 & 0 \end{pmatrix} \right\}$$

or

$$X = e^z \frac{\partial}{\partial x}, Y = e^{-\alpha z} \frac{\partial}{\partial y}, Z = \frac{\partial}{\partial z}. \quad (1)$$

So, the structure equations are:

$$[X, Y] = 0 \quad [Y, Z] = \alpha Y \quad [X, Z] = -X \quad (2)$$

The behavior of  $\mathfrak{g}_\alpha$  coincides with the Lie algebras of Type VI (in Bianchi's Classification) when  $0 < |\alpha| < 1$  and we have three limiting cases:  $\alpha = 1$ , which is a Bianchi Group of type VI<sub>0</sub>,  $\alpha = 0$ , which is a Bianchi Group of type III, and  $\alpha = -1$ , which is a Bianchi Group of type V. As a consequence of the classification done in [2], no two of the Lie algebras  $\mathfrak{g}_\alpha$  are isomorphic, hence

**Proposition 1.** *No two of the  $G_\alpha$  are Lie Group isomorphic.*

We now recall an essential fact from Riemannian geometry. Given a smooth manifold with a Riemannian metric, there exists a unique torsion-free connection which is compatible with the metric, which is called the Levi-Civita connection. This can be easily proven with the following lemma, the proof of which may be found in [9].

**Lemma 1** (Koszul Formula). *Let  $\nabla$  be a torsion-free, metric connection on a Riemannian Manifold  $(M, g)$ . Then, for any vector fields  $X, Y$ , and  $Z$ , we have:*

$$\begin{aligned} 2g(\nabla_X Y, Z) &= X(g(Y, Z)) + Y(g(X, Z)) - Z(g(X, Y)) + \\ &+ g([X, Y], Z) - g([X, Z], Y) - g([Y, Z], X) \end{aligned}$$

Using the Koszul Formula, we can easily compute  $\nabla$  for each  $G_\alpha$  from equation (2). We get:

**Proposition 2.** *The Levi-Civita connection of  $G_\alpha$ , with its left-invariant metric, is completely determined by*

$$\begin{pmatrix} \nabla_X X & \nabla_X Y & \nabla_X Z \\ \nabla_Y X & \nabla_Y Y & \nabla_Y Z \\ \nabla_Z X & \nabla_Z Y & \nabla_Z Z \end{pmatrix} = \begin{pmatrix} Z & 0 & -X \\ 0 & -\alpha Z & \alpha Y \\ 0 & 0 & 0 \end{pmatrix}$$

where  $\{X, Y, Z\}$  is the orthonormal basis of the Lie algebra, as in (1).

The coordinate planes play a special role in the geometry of  $G_\alpha$ . Each group (which is diffeomorphic to  $\mathbb{R}^3$ ) has three foliations by the  $XZ$ ,  $YZ$ , and  $XY$  planes. It will be worthwhile to compute the curvatures of these surfaces in  $G_\alpha$ . The Sectional Curvature can be computed easily from the Levi-Civita Connection, while the Extrinsic (Gaussian) curvature and Mean curvature are computed using the Weingarten equation. Lastly, for surfaces in a Riemannian 3-Manifold we have the relation

$$Intrinsic = Extrinsic + Sectional \quad (3)$$

from Gauss' Theorema Egregium. For details, see the first chapter in [10]. Straight-forward computations yield the following proposition and its immediate consequences.

**Proposition 3.** *The relevant curvatures of the coordinate planes:*

Plane	Sectional	Intrinsic	Extrinsic (Gaussian)	Mean
$XY$	$\alpha$	$0$	$-\alpha$	$(1 - \alpha)/2$
$XZ$	$-1$	$-1$	$0$	$0$
$YZ$	$-\alpha^2$	$-\alpha^2$	$0$	$0$

**Corollary 1.** *The  $XY$  plane is a minimal surface in  $G_\alpha$  if and only if  $\alpha = 1$ , and the  $XZ$  and  $YZ$  planes are minimal for all  $\alpha$ . (We shall strengthen the latter assertion.) Also, the  $XY$  plane is always a constant-mean-curvature surface.*

**Remark 1.**  $G_1$  is a model for the Sol geometry,  $G_0$  is a model of  $\mathbb{H}^2 \times \mathbb{R}$ , and  $G_{-1}$  is a model of  $\mathbb{H}^3$ , or Hyperbolic Space.

**Remark 2.** *We can also compute the Ricci and scalar curvatures easily, and we get that the scalar curvature of  $G_\alpha$  is  $S_\alpha = 2\alpha - 2 - 2\alpha^2$ .  $S_\alpha$  attains its maximum over the family at  $S_{1/2} = -3/2$ , and the minimum is attained at  $S_{-1} = -6$  (as might be expected). Moreover,  $S_\alpha$  is symmetric in the positive side of the family, in the sense that  $\forall \alpha \geq 0$ ,  $S_\alpha = S_{1-\alpha}$ .*

Other self-evident properties of the coordinate planes could be stated, but we let the reader formulate these himself. Now, we turn our attention to the geodesic flow of  $G_\alpha$ . Rather than attempting to derive analytic formulas for the geodesics from the geodesic equation, as done for Sol in [13], we restrict the geodesic flow to the unit-tangent bundle and consider the resulting vector field. The idea of restricting the geodesic flow to  $S(G_1)$  for Sol was first explored by Grayson in his thesis [8] and then used by Richard Schwartz and the current author to characterize the cut locus of Sol in [3]. We now extend this idea to the other  $G_\alpha$ . Indeed, consider  $\mathfrak{g}_\alpha$  and let  $S(G_\alpha)$  be the unit sphere centered at the origin in  $\mathfrak{g}_\alpha$ . Suppose that  $\gamma(t)$  is a geodesic parametrized by arc length such that  $\gamma(0)$  is the identity of  $G$ . Then, we can realize the development of  $\gamma'(t)$ , the tangent vector field along  $\gamma$ , as a curve on  $S(G_\alpha)$ , which will be the integral curve of a vector field on  $S(G_\alpha)$  denoted by  $\Sigma_\alpha$ . Since we are dealing with a homogeneous space (a Lie group) it suffices to examine the infinitesimal change of  $X = \gamma'(0) = (x, y, z)$ . We remark that parallel translation along  $\gamma$  preserves  $\gamma'$  because we have a geodesic, but parallel translation does not preserve the constant vector field  $X = \gamma'(0)$  along  $\gamma$ . Indeed, the infinitesimal change in the constant vector field  $X$  as we parallel translate along  $\gamma$  is precisely the covariant derivative of  $X$  with respect to itself, or  $\nabla_X X$ . Then, our vector field on  $S(G_\alpha)$  is precisely:

$$\Sigma_\alpha = \nabla_X(\gamma' - X) = \nabla_X \gamma' - \nabla_X X = -\nabla_X X.$$

We also remark that since  $X$  is a constant vector field,  $\Sigma_\alpha$  is determined completely by the Levi-Civita connection that we previously computed. We have:

**Proposition 4.** *For the group  $G_\alpha$  the vector field  $\Sigma_\alpha$  is given by*

$$\Sigma_\alpha(x, y, z) = (xz, -\alpha yz, \alpha y^2 - x^2)$$

We remark where the equilibria points of  $\Sigma_\alpha$  are, since these correspond to straight-line geodesics. When  $0 < \alpha \leq 1$ , the equilibria are

$$\left( \pm \sqrt{\frac{\alpha}{1+\alpha}}, \pm \sqrt{\frac{1}{1+\alpha}}, 0 \right) \text{ and } (0, 0, \pm 1).$$

When  $\alpha = 0$ , the set  $\{X = 0\} \cap S(G_\alpha)$  is an equator of equilibria, and when  $\alpha < 0$ , the only equilibria are at the poles. A glance at  $\Sigma_\alpha$  gets us our promised strengthening of Corollary 1:

**Corollary 2.** *The  $XZ$  and  $YZ$  planes are geodesically embedded. The  $XY$  is never geodesically embedded, even when it is a minimal surface (i.e. for  $\alpha = 1$ ).*

*Proof.* Let  $\gamma$  be a geodesic starting at the origin, with initial tangent vector in the  $XZ$  plane of  $\mathfrak{g}_\alpha$  (i.e. the  $Y$  coordinate of  $\gamma'(0)$  is 0). Then,  $\Sigma_\alpha$  tells us that the  $Y$  coordinate of  $\gamma'(t)$  is 0  $\forall t > 0$ . Hence  $XZ$  is totally geodesic. The proof for the  $YZ$  plane is identical. Now we prove the statement about the  $XY$  plane. Observe that for any initial direction (excluding the straight line geodesic) in the  $XY$  plane, the third coordinate of  $\Sigma_\alpha$  is different from 0. Thus, a geodesic  $\gamma$  with a direction in the  $XY$  plane cannot stay in the  $XY$  plane, proving the last desired assertion.  $\square$

Consider the complement of the union of the two planes  $X = 0$  and  $Y = 0$  in  $\mathfrak{g}_\alpha$ . This is the union of four connected components, which we call *sectors*. Since the  $XZ$  and  $YZ$  planes are geodesically embedded, we have

**Corollary 3.** *The Riemannian exponential map, which we denote by  $E$ , preserves each sector of  $\mathfrak{g}_\alpha$ .*

In particular, if  $(x, y, z) \in \mathfrak{g}_\alpha$  is such that  $x, y > 0$ , then  $E(x, y, z) = (a, b, c)$  with  $a, b > 0$ . We will use Corollary 3 often and without mentioning it. We make the following key observation about  $\Sigma_\alpha$ .

**Proposition 5.** *The flow lines of  $\Sigma_\alpha$  are precisely the level sets of the function  $H(x, y, z) = |x|^\alpha y$  on the unit sphere.*

*Proof.* Without loss of generality, we consider the positive sector. Taking the symplectic gradient of  $H$ , we have the vector field  $x^{\alpha-1} \cdot \Sigma_\alpha(x, y, z)$ . Since this vector field is the same as the structure field up to a scalar function, the desired property follows.  $\square$

**Remark 3.**  $\Sigma_\alpha$  is a Hamiltonian system in these coordinates if and only if  $\alpha = 1$ , i.e. for *Sol* ( $G_1$ )

## 3 The Positive Alpha Family

### 3.1 Grayson Cylinders and Period Functions

More than a few of our theorems may be considered generalizations of results in [8] and [3]. To begin our analysis, we study the *Grayson Cylinders* of the  $G_\alpha$  groups. We call the level sets of  $H(x, y, z) = |x|^\alpha y$  that are closed curves *loop level sets*. We prove the following by adapting a method first used in [8] for *Sol*.

**Theorem 1** (The Grayson Cylinder Theorem). *Any geodesic with initial tangent vector on the same loop level set as*

$$\left( \beta \sqrt{\frac{\alpha}{1+\alpha}}, \frac{\beta}{\sqrt{1+\alpha}}, \sqrt{1-\beta^2} \right), \beta \in [0, 1]$$

*lies on the cylinder given by*

$$w^2 + e^{2z} + \frac{1}{\alpha} e^{-2\alpha z} = \frac{1+\alpha}{\alpha} \cdot \frac{1}{\beta^2}$$

*where  $w = x - y\sqrt{\alpha}$ . We call these cylinders “Grayson Cylinders”.*

*Proof.* We will consider, without loss of generality, the positive sector. Additionally, since we can always travel along a geodesic until we reach an initial tangent vector as in the statement above, it suffices to prove that such geodesics lie, locally, on our cylinders. More precisely, the above path of initial tangent vectors is a path on the unit tangent sphere which intersects each level set exactly once (a one-parameter family of level sets). Projecting the vector field  $\Sigma_\alpha$  onto the  $xy$  plane, we get *flat flow lines*, which correspond to the following flows on the unit tangent sphere:

$$S_\beta(t) = \left( \beta \sqrt{\frac{\alpha}{1+\alpha}} e^t, \frac{\beta}{\sqrt{1+\alpha}} \beta e^{-\alpha t}, z_\beta(t) \right)$$

where

$$z_\beta(t) = \sqrt{1 - \frac{\beta^2}{1+\alpha} (\alpha e^{2t} + e^{-2\alpha t})}.$$

The function  $z_\beta(t)$  is only defined until the flat flow lines reach the unit circle; however, we are only concerned with the local behavior of the geodesics. The parametrization of the level sets induced from the *flat* flow lines is not actually the one induced by  $\Sigma_\alpha$ , indeed, there is a scalar function  $\sigma_\beta(t)$  such that  $S'_\beta(t) = \sigma_\beta(t) \cdot \Sigma_\alpha(S_\beta(t))$ . After a calculation, we see that  $\sigma_\beta(t) = 1/z_\beta(t)$ . Now, if  $\gamma(t)$  is the point on the geodesic corresponding to  $S_\beta(t)$ , it follows that

$$\frac{d\gamma(t)}{dt} = \sigma_\beta(t) S_\beta(t),$$

whence the  $z$  coordinate of  $\gamma(t)$  is in fact linear in  $t$ . The  $x, y$  travel is similarly obtained, after accounting for their respective infinitesimal distortion, as seen in equation (1). We have:

$$\gamma_x(t) = \beta \sqrt{\frac{\alpha}{1+\alpha}} \int_0^t e^{2t} \sigma_\beta(t) dt$$



and

$$\gamma_y(t) = \frac{\beta}{\sqrt{1+\alpha}} \int_0^t e^{-2\alpha t} \sigma_\beta(t) dt.$$

The function  $w(t) = \gamma_x(t) - \sqrt{\alpha}\gamma_y(t)$  can be explicitly integrated and doing so gets us (where  $z = t$ )

$$w^2 + e^{2z} + \frac{1}{\alpha}e^{-2\alpha z} = \frac{1+\alpha}{\alpha} \cdot \frac{1}{\beta^2}$$

as desired.  $\square$

**Remark 4.** *If we consider Grayson Cylinders as regular surfaces in  $\mathbb{R}^3$  with the ordinary Euclidean metric, then a computation reveals that they are surfaces with Gaussian curvature identically equal to zero. Hence, they are locally isometric to ordinary cylinders, and, because they are also diffeomorphic to ordinary cylinders, Grayson Cylinders are in fact isometric to ordinary cylinders, for all choices of  $\alpha$  and  $\beta$ .*

We denote loop level sets by  $\lambda$ . Each loop level set has an associated period,  $P_\lambda$ , which is the time it takes for a flowline to go exactly once around  $\lambda$ . We can compare  $P_\lambda$  to the length  $T$  of a geodesic segment  $\gamma$  associated to a flowline that starts at some point of  $\lambda$  and flows for time  $T$ . We call  $\gamma$  *small*, *perfect*, or *large* whenever  $T < P_\lambda$ ,  $T = P_\lambda$ , or  $T > P_\lambda$ , respectively. It seems that this “classification” of geodesic segments in  $G_\alpha$  is ideal. For instance, it was shown in [3] that a geodesic in Sol is length-minimizing if and only if it is small or perfect. We now derive an integral formula for  $P_\lambda$  and simplify the integral in two special cases.

**Proposition 6.** *Let  $\lambda$  be the loop level set associated to the vector*

$$V_\beta = \left( \beta \sqrt{\frac{\alpha}{1+\alpha}}, \frac{\beta}{\sqrt{1+\alpha}}, \sqrt{1-\beta^2} \right),$$

*then*

$$P_\lambda(\beta) = \int_{-t_1}^{t_0} \frac{2dt}{\sqrt{1 - \frac{\beta^2}{\alpha+1}(\alpha e^{2t} + e^{-2\alpha t})}}$$

*where  $t_0$  and  $t_1$  are the times it takes to flow from  $V_\beta$  to the equator of  $S(G_\alpha)$  in the direction of, and opposite to the flow of  $\lambda$ , respectively.*

*Proof.* The loop level sets are symmetric with respect to the  $XY$  plane. Also, we recall from the proof of Theorem 1 that

$$\frac{d\gamma(t)}{dt} = \sigma_\beta(t)S_\beta(t), \text{ hence } \left\| \frac{d\gamma(t)}{dt} \right\| = \sigma_\beta(t).$$

Thus, the length of a perfect geodesic segment  $\gamma$  starting at  $V_\beta$  is

$$P_\lambda(\beta) = 2 \cdot \text{Length}(\gamma) = 2 \cdot \int_{-t_1}^{t_0} \left\| \frac{d\gamma(t)}{dt} \right\| = \int_{-t_1}^{t_0} \frac{2dt}{\sqrt{1 - \frac{\beta^2}{\alpha+1}(\alpha e^{2t} + e^{-2\alpha t})}}.$$

□

**Remark 5.** The times  $t_0$  and  $t_1$  are precisely when the flat flow lines hit the unit circle, or when

$$\alpha e^{2t_0} + e^{-2\alpha t_0} = \frac{\alpha+1}{\beta^2} \text{ and } \alpha e^{-2t_1} + e^{2\alpha t_1} = \frac{\alpha+1}{\beta^2} \quad (4)$$

**Remark 6.** The period function for Sol ( $G_1$ ) was computed in [3] and [13]. It is:

$$P_\lambda(\beta) = \frac{4}{\sqrt{1+\beta^2}} \cdot K\left(\frac{1-\beta^2}{1+\beta^2}\right)$$

where  $K(m)$  is the complete elliptic integral of the first kind, with the parameter as in Mathematica.

A nice expression of  $P_\lambda$  can also be obtained for  $G_{1/2}$ .

**Corollary 4.** When  $\alpha = 1/2$ , or for the group  $G_{1/2}$ , the period function is given by

$$P_\lambda(\beta) = \frac{4\sqrt{3}}{\beta\sqrt{e^{t_0-t_1} + 2e^{t_1}}} \cdot K\left(\frac{2(e^{t_1} - e^{-t_0})}{e^{t_0-t_1} + 2e^{t_1}}\right)$$

where

$$t_0 = \log\left(\frac{1}{\beta} \cdot \left(\frac{1}{(-\beta^3 + \sqrt{-1+\beta^6})^{\frac{1}{3}}} + (-\beta^3 + \sqrt{-1+\beta^6})^{\frac{1}{3}}\right)\right)$$

and

$$t_1 = \log\left(\frac{1}{2} \left(\frac{1}{\beta^2} + \frac{1}{\beta^4(-2 + \frac{1}{\beta^6} + \frac{2\sqrt{-1+\beta^6}}{\beta^3})^{\frac{1}{3}}} + (-2 + \frac{1}{\beta^6} + \frac{2\sqrt{-1+\beta^6}}{\beta^3})^{\frac{1}{3}}\right)\right)$$

*Proof.* The fact that  $t_0$  and  $t_1$  are as above is nothing more than solving Equation (4), which becomes a cubic polynomial when  $\alpha = \frac{1}{2}$ . Now, from Proposition 6, we have the integral formula for the period, and we perform the change of variables  $u = e^t$ :

$$P_\lambda(\beta) = \int_{-t_1}^{t_0} \frac{2dt}{\sqrt{1 - \frac{2\beta^2}{3}(\frac{1}{2}e^{2t} + e^{-t})}} = \int_{e^{-t_1}}^{e^{t_0}} \frac{2du}{\sqrt{u^2 - \frac{2\beta^2}{3}(\frac{1}{2}u^4 + u)}}.$$

Further simplifications yield:

$$P_\lambda(\beta) = \frac{2\sqrt{3}}{\beta} \cdot \int_{e^{-t_1}}^{e^{t_0}} \frac{du}{\sqrt{u(\frac{3}{\beta^2}u - u^3 + 2)}}.$$

However, we know the four roots of the quartic polynomial in the square root, they are  $u = 0, e^{-t_1}, e^{t_0}$ , and using Viète's Formulas,  $-2e^{t_1-t_0}$ . So, we factor and get

$$P_\lambda(\beta) = \frac{2\sqrt{3}}{\beta} \cdot \int_{e^{-t_1}}^{e^{t_0}} \frac{du}{\sqrt{u(e^{t_0} - u)(u - e^{-t_1})(u + 2e^{t_1-t_0})}}.$$

The above integral has already been computed for us in terms of elliptic integrals. Indeed, we find our integral in formula 6 of section 3.147, page 275 in the tome [7]. Further simplifications get us our desired expression for  $P_\lambda$ .  $\square$

**Remark 7.** *Here we state an essential fact, which is forthrightly supplied to us by the above expression of  $P_\lambda(\beta)$  in terms of elliptic functions. We have:*

$$\frac{d}{d\beta}(P_\lambda(\beta)) < 0$$

when  $\alpha = 1$  and  $\alpha = 1/2$ . Moreover, for  $\alpha = 1$ ,

$$\lim_{\beta \rightarrow 1} P_\lambda(\beta) = \pi\sqrt{2}$$

and for  $\alpha = 1/2$ ,

$$\lim_{\beta \rightarrow 1} P_\lambda(\beta) = 2\pi.$$

We could not find a similar formula for  $P_\lambda$ , when  $\alpha$  is not  $1, 1/2$ , in terms of elliptic integrals or hypergeometric functions. This is unfortunate, as Remark 7 is vital to the method here and in [3] to characterize the cut locus of  $G_1$  and  $G_{1/2}$ .

## 3.2 Concatenation and Some Basic Facts

An important property which extends from Sol to  $G_\alpha$  for  $0 < \alpha < 1$  is that the loop level sets are symmetric with respect to the plane  $Z = 0$ .

We review the idea of *concatenation*, essential to the analysis in [3]. Each flowline  $\lambda$  of our vector field corresponds to a segment of a geodesic  $\gamma$ . Let  $T$  be the time it

takes to trace out  $\lambda$ , then  $T$  is exactly the length of  $\gamma$  since we always take unit-speed geodesics. Let  $L_\lambda$  be the far endpoint of  $\gamma$  and consider the equally spaced times

$$0 = t_0 < t_1 < \dots < t_n = T$$

with corresponding points  $\lambda_0, \dots, \lambda_n$  along  $\lambda$ . Then we have

$$L_\lambda = \lim_{n \rightarrow \infty} (\epsilon_n \lambda_0) * \dots * (\epsilon_n \lambda_n), \quad \epsilon_n = T/(n+1)$$

where  $*$  is the group law in  $G_\alpha$ . The above equation makes sense because the underlying space of both  $G_\alpha$  and its Lie algebra is  $\mathbb{R}^3$ . We will also use the notation  $\lambda = a|b$  to indicate that we are splitting  $\lambda$  into two sub-trajectories,  $a$  and  $b$ .

The above equation yields:

$$L_\lambda = L_a * L_b$$

when  $\lambda = a|b$ . We set  $\epsilon_n \lambda_j = (x_{n,j}, y_{n,j}, z_{n,j})$ . Vertical displacements commute in  $G_\alpha$ , therefore the third coordinate of the far endpoint of  $\gamma$  is given by

$$\lim_{n \rightarrow \infty} \sum_{j=0}^n z_{n,j}.$$

From this, and the symmetry of the flow lines with respect to  $Z = 0$ , we get the following lemmas. Since these results are an immediate extension of the results in [3], we omit their proofs.

**Lemma 2.** *If the map  $(x, y, z) \rightarrow (x, y, -z)$  exchanges the two endpoints of  $\lambda$  then the endpoints of  $\gamma$  both lie in the plane  $Z = 0$  and  $L_\lambda$  is a horizontal translation. In this case we call  $g$  symmetric.*

**Lemma 3.** *If  $\lambda$  is not symmetric then we can write  $\lambda = a|b|c$  where  $a, c$  are either symmetric or empty, and  $b$  lies entirely above or entirely below the plane  $Z = 0$ . Since  $L_a$  and  $L_c$  are horizontal translations – or just the identity in the empty cases – and  $L_b$  is not such a translation, the endpoints of  $\lambda$  are not in the same horizontal plane.*

**Lemma 4.** *If  $\lambda = a|b$ , where both  $a$  and  $b$  are symmetric, then both endpoints of  $\gamma$  lie in the plane  $Z = 0$ . We can do this whenever  $\lambda$  is one full period of a loop level set. Hence, a perfect geodesic segment has both endpoints in the same horizontal plane.*

**Lemma 5.** *If  $\lambda_1$  and  $\lambda_2$  are full trajectories of the same loop level set, then we can write  $\lambda_1 = a|b$  and  $\lambda_2 = b|a$ , which leads to  $L_{\lambda_2} = L_a^{-1} L_{\lambda_1} L_a$ . Working this out gives:  $(a_1 e^{-z}, b_1 e^{\alpha z}, 0) = (a_2, b_2, 0)$ . In particular, if the  $L_{\lambda_j}(e) = (a_j, b_j, 0)$  for  $j = 1, 2$ , then  $a_1^\alpha b_1 = a_2^\alpha b_2$ . We will call  $H_\lambda = \sqrt{|a_1^\alpha b_1|}$  the holonomy invariant of the loop level set  $\lambda$ .*

Let  $E$  be the Riemannian exponential map. We call  $V_+ = (x, y, z)$  and  $V_- = (x, y, -z)$ , vectors in the Lie algebra, *partners*. The symmetric trajectories discussed in Lemma 2 have endpoints which are partners. Note that if  $V_+$  and  $V_-$  are partners, then one is perfect if and only if the other one is, because they lie on the same loop level set. The next two facts are generalizations of results from [3] about Sol.

**Theorem 2.** *If  $V_+$  and  $V_-$  are perfect partners, then  $E(V_+) = E(V_-)$ .*

*Proof.* Let  $\lambda_\pm$  be the trajectory which makes one circuit around the loop level set starting at  $U_\pm$ . As above, we write  $g_+ = a|b$  and  $g_- = b|a$ . Since  $V_+$  and  $V_-$  are partners, we can take  $a$  and  $b$  both to be symmetric. But then the elements  $L_a, L_b, L_{\lambda_1}, L_{\lambda_2}$  all preserve the plane  $Z = 0$  and hence mutually commute, by Lemma 2. By Lemma 5, we have  $L_{\lambda_+} = L_{\lambda_-}$ . But  $E(V_\pm) = L_{\lambda_\pm}$ .  $\square$

**Corollary 5.** *A large geodesic segment is not a length minimizer.*

*Proof.* If this is false then, by shortening our geodesic, we can find a perfect geodesic segment  $\gamma$ , corresponding to a perfect vector  $V = (x, y, z)$ , which is a unique geodesic minimizer without conjugate points. If  $z \neq 0$  we immediately contradict Theorem 2. If  $z = 0$  we consider the variation,  $\epsilon \rightarrow \gamma(\epsilon)$ , through same-length perfect geodesic segments  $\gamma(\epsilon)$  corresponding to the vector  $V_\epsilon = (x_\epsilon, y_\epsilon, \epsilon)$ . The vectors  $V_\epsilon$  and  $V_{-\epsilon}$  are partners, so  $\gamma(\epsilon)$  and  $\gamma(-\epsilon)$  have the same endpoint. Hence, this variation corresponds to a conjugate point on  $\gamma$  and again we have a contradiction.  $\square$

The next step is to analyze what happens for small and perfect geodesics. To begin, we point out another consequence of Theorem 2. Let  $M$  be the set of vectors in the Lie algebra of  $G_\alpha$  associated to small geodesic segments and let  $\partial M$  be the set of vectors associated to perfect geodesic segments. Lastly, let  $\partial_0 M$  be the intersection of  $\partial M$  with the plane  $Z = 0$ . Since  $E$  identifies perfect partner vectors, we have a vanishing Jacobi field at each point of  $\partial_0 M$ . However, we still have:

**Proposition 7.**  *$dE$  is nonsingular in  $\partial M - \partial_0 M$*

*Proof.* Let  $V \in \partial M - \partial_0 M$  and let  $\gamma$  be its corresponding geodesic segment. Let  $S$  be the sphere around the origin in the Lie algebra containing  $V$ . By the Gauss Lemma, we know that it suffices to show  $dE$  is nonsingular when restricted to the tangent plane of  $S$  at  $V$ . We produce two linearly independent geodesic variations that proves the sufficient condition.

First, let  $V_t$  be a curve on  $S$  perpendicular to all loop level sets and such that the associated geodesic segments  $\gamma_t$  are small for  $t > 0$ . In the proof of the Grayson Cylinder Theorem, we showed that the third-coordinate of our geodesic segment will

vary linearly in  $t$  away from  $Z = 0$ . This is our first nonzero variation. Now consider the variation  $V_t$  on the same loop level set. Since all  $V_t$  are perfect, with the same holonomy invariant (as in Lemma 5), the actual holonomy of  $\gamma_t$  will vary on the hyperbola  $x^\alpha y = H_\lambda$ , which is our second, linearly independent, nonzero variation. We note that this proposition is equivalent to stating that no vector in  $\partial M - \partial_0 M$  has a conjugate point, i.e. the geodesic segment associated to any vector in  $\partial M - \partial_0 M$  cannot have any non-trivial Jacobi Field along it which vanishes at its endpoints.  $\square$

To begin our analysis of the small geodesic segments, we prove an interesting generalization of the *Reciprocity Lemma* from [3]. If  $V$  is a perfect vector, then  $E(V)$  will lie in the  $Z = 0$  plane by Lemma 4; however, we can get something better.

**Theorem 3.** *Let  $V = (x, y, z)$  be a perfect vector. There exists  $\mu \neq 0$  such that  $E(V) = \mu(\alpha y, x, 0)$ .*

*Proof.* We proceed as in [3]. As usual, it suffices to prove the result for the positive sector. Let  $g(t) = (x(t), y(t), z(t))$  be a flowline of  $\Sigma_\alpha$  with initial conditions

$$(x(0), y(0), z(0)) = \left( \nu \sqrt{\frac{\alpha}{1+\alpha}}, \frac{\nu}{\sqrt{1+\alpha}}, \sqrt{1-\nu^2} \right),$$

where  $\nu$  is a constant corresponding to the appropriate level set, and let  $(a(t), b(t), 0) = E(x(t), y(t), z(t))$ . We define the functions

$$h(t) = \frac{1}{\alpha} \frac{a(t)}{b(t)} \quad \text{and} \quad v(t) = \frac{y(t)}{x(t)}.$$

Where it is understood, we shall avoid writing that the functions defined above are functions of  $t$ . To prove the theorem, it suffices to show  $h(t) = v(t)$  for all  $t$ , which we do by demonstrating that  $h$  and  $v$  are solutions of the same ODE initial value problem. It is evident that  $v(0) = 1/\sqrt{\alpha}$ , and we can see that  $h(0) = 1/\sqrt{\alpha}$  by geometric considerations. We recall from Theorem 1 that a geodesic with initial velocity vector  $(x(0), y(0), z(0))$  spirals with the companion line (in the  $Z = 0$  plane)  $x - y\sqrt{\alpha}$ . Since we have a perfect vector, the holonomy  $(a(0), b(0), 0)$  lies on this line, whence:  $h(0) = \frac{1}{\alpha} \frac{a(0)}{b(0)} = \frac{1}{\alpha} \sqrt{\alpha} = \frac{1}{\sqrt{\alpha}} = v(0)$ . Having shown that  $h(0) = v(0)$ , all that remains is to show that the functions satisfy the same ODE. By using Lemma 5, we can consider the following approximation of the infinitesimal change in  $(a(t), b(t), 0)$  :

$$(a(t+\epsilon), b(t+\epsilon), 0) = u_\epsilon^{-1} * (a(t), b(t), 0) * u_\epsilon \text{ where } u_\epsilon = (\epsilon x, \epsilon y, \epsilon z),$$

or

$$(a(t+\epsilon), b(t+\epsilon), 0) = (a(t)e^{-\epsilon z}, b(t)e^{\alpha \epsilon z}, 0).$$

Then, we have

$$\frac{d}{dt}h(t) = \frac{1}{\alpha} \lim_{\epsilon \rightarrow 0} \left( \frac{a(t+\epsilon)}{b(t+\epsilon)} - \frac{a(t)}{b(t)} \right)$$

so

$$\frac{d}{dt}h(t) = \frac{1}{\alpha} \frac{a}{b} \lim_{\epsilon \rightarrow 0} \frac{e^{-\epsilon(1+\alpha)z} - 1}{\epsilon} = -(1+\alpha)zh.$$

We can use the structure field and elementary calculus to compute the other derivative:

$$\frac{d}{dt}v(t) = \frac{d}{dt}(y/x) = \frac{xy' - yx'}{x^2} = -(1+\alpha)zv.$$

Having shown that  $v, h$  satisfy the same initial value problem, it follows that they are equal for all time. Another proof of this lemma will be offered later.  $\square$

### 3.3 Symmetric Flowlines

We now introduce another technique introduced first in [3]: the emphasis on symmetric flow lines. We introduce the following sets in  $\mathfrak{g}_\alpha$  and  $G_\alpha$ :

- Let  $M, \partial M \subset \mathfrak{g}_\alpha$  be the set of small and perfect vectors, as previously defined.
- Let  $\Pi$  be the  $XY$  plane in  $\mathfrak{g}_\alpha$  and  $\tilde{\Pi}$  be the  $XY$  plane in  $G_\alpha$ .
- Let  $\partial_0 M = \partial M \cap \Pi$ .
- Let  $M^{symm} \subset M$  be those small vectors which correspond to symmetric flowlines as in Lemma 2.
- Let  $\partial_0 N = E(\partial_0 M)$ .
- Let  $\partial N$  be the complement, in  $\tilde{\Pi}$ , of the component of  $\tilde{\Pi} - \partial_0 N$  that contains the origin.
- Let  $N = G_\alpha - \partial N$ .
- For any set  $A$  in either  $\mathfrak{g}_\alpha$  or  $G_\alpha$ , we denote  $A_+$  to be the elements of  $A$  in the positive sector.

Our underlying goal is to show that  $\partial N$  is the cut locus of the origin in  $G_\alpha$ . This has already been done for  $\text{Sol}(G_1)$  in [3], and we shall prove the same for  $G_{1/2}$ .

Reflections across the  $XZ$  and  $YZ$  planes are isometries in every  $G_\alpha$ , so proving something for the positive sector (where  $x, y, > 0$ ) proves the same result for every sector. This is useful in simplifying many proofs. Now, we first want to show that  $E(M) \cap \partial N = \emptyset$ . The following lemma is a step towards this.

**Lemma 6.** *If  $E(M) \cap \partial N \neq \emptyset$ , then  $E(M_+^{symm}) \cap \partial N_+ \neq \emptyset$ .*

*Proof.* Let  $V = (x, y, z) \in M$  be such that  $E(V) \in \partial N$ . By symmetry, it suffices to assume that  $x, y, z \geq 0$ . Since  $E$  is sector-preserving, we must have  $E(V) \in \partial N_+$ . If  $x = 0$  then  $E(V)$  lies in the plane  $X = 0$ , a set which is disjoint from  $\partial N_+$ . Hence  $x > 0$ . Similarly,  $y > 0$ . Since  $V \in M$ ,  $V$  is associated to a small flowline. Since  $\partial N_+ \subset \tilde{\Pi}$ , we must have  $E(V) \in \tilde{\Pi}$ . Then,  $V$  is associated to a small symmetric flowline, by Lemma 3. In this case, we must have  $z > 0$  because the endpoints of small symmetric flowlines are partner points in the sense of Theorem 2. So,  $V \in M_+^{symm}$ , as claimed.  $\square$

With this lemma in hand, we analyze the symmetric flowlines in detail. They will be governed by a certain system of ordinary differential equations. Let  $\Theta_P^+$  denote those points in the (unique in the positive sector) loop level set of period  $P$  having all coordinates positive. Every element of  $M_+^{symm}$  corresponds to a small symmetric flowline starting in  $\Theta_P^+$ .

**The Canonical Parametrization:** The set  $\Theta_P^+$  is an open arc. We fix a period  $P$  and we set  $\rho = P/2$ . Let  $p_0 = (x(0), y(0), 0) \in \Theta_P \cap \Pi$  be the point with  $x(0) > y(0)$ . The initial value  $x(0)$  varies from  $\sqrt{(\alpha + 1)/\alpha}$  to 1. We then let

$$p_t = (x(t), y(t), z(t)) \tag{5}$$

be the point on  $\Theta_P^+$  which we reach after time  $t \in (0, \rho)$  by flowing *backwards* along the structure field  $\Sigma$ . That is

$$\frac{dp}{dt} = (x', y', z') = -\Sigma(x, y, z) = (-xz, +\alpha yz, x^2 - \alpha y^2). \tag{6}$$

Henceforth, we use the notation  $x'$  to stand for  $dx/dt$ , etc.

**The Associated Flowlines:** We let  $\hat{p}_t$  be the partner of  $p_t$ , namely

$$\hat{p}_t = (x(t), y(t), -z(t)). \tag{7}$$

We let  $g_t$  be the small symmetric flowline having endpoints  $p_t$  and  $\hat{p}_t$ . Since the structure field  $\Sigma$  points downward at  $p_0$ , the symmetric flowline  $g_t$  starts out small and increases all the way to a perfect flowline as  $t$  increases from 0 to  $\rho$ . We call the limiting perfect flowline  $g_\rho$ .



**The Associated Plane Curves:** Let  $V_t \in M_+^{\text{symm}}$  be the vector corresponding to  $g_t$ . (Recall that that  $E(V_t) = \Lambda_{g_t}$ ) Define

$$\Lambda_P(t) := E(V_t) = (a(t), b(t), 0) \quad t \in (0, \rho]. \quad (8)$$

These plane curves will be the main objects of interest to us.

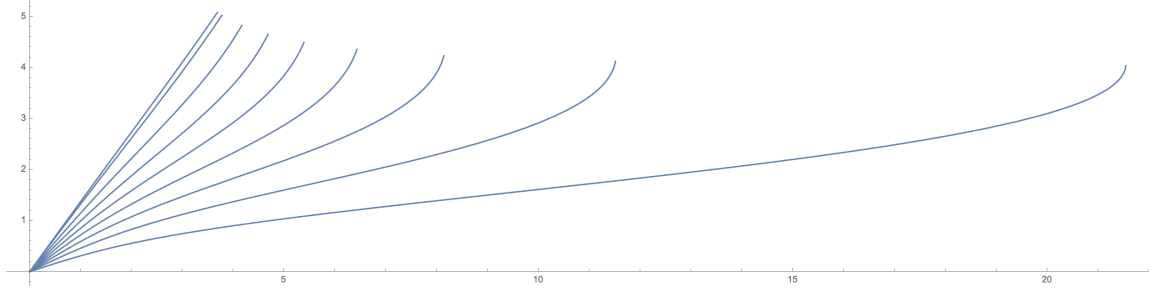


Figure 1: This depicts several symmetric flowlines in  $G_{1/2}$ . The choice of  $x(0)$  varies from 0.6 to 0.95 at intervals of 0.05 and we also include  $x_0 = 1/\sqrt{3}$  which corresponds to the straight geodesic segment. The figure was done in Mathematica.

**Lemma 7.**  $\Lambda_P(\rho) \in \partial_0 N_+$ , and  $0 < b(\rho) < a(\rho)$ .

*Proof.* We have  $\Lambda_P(\rho) \in \partial_0 N_+$  because  $g_\rho$  is perfect and starts at  $(x(\rho), y(\rho), 0)$ . Note that, by symmetry of the flowlines,

$$x(0)^\alpha = y(\rho) \text{ and } y(0) = x(\rho)^\alpha \quad (9)$$

Hence  $x(\rho) < y(\rho)$ . Theorem 3, applied to the perfect vector  $V_\rho$ , now gives

$$0 < b(\rho) < a(\rho).$$

□

We have  $E(M_+^{\text{symm}}) \cap \partial N_+ = \emptyset$  provided that

$$\Lambda_P(0, \rho) \cap \partial N_+ = \emptyset, \text{ for all periods } P. \quad (10)$$

So all we have to do is establish Equation 10. Let  $B_P$  be the rectangle in the  $XY$  plane with vertices

$$(0, 0, 0), (0, b(\rho), 0), (a(\rho), 0, 0), \text{ and } (a(\rho), b(\rho), 0).$$

We can contain the image of  $\Lambda_P$  as in the following theorem:

**Theorem 4** (The Bounding Box Theorem).  $\Lambda_P(0, \rho) \subset \text{interior}(B_P)$  for all  $P$ .

### 3.4 Proof of the Bounding Box Theorem

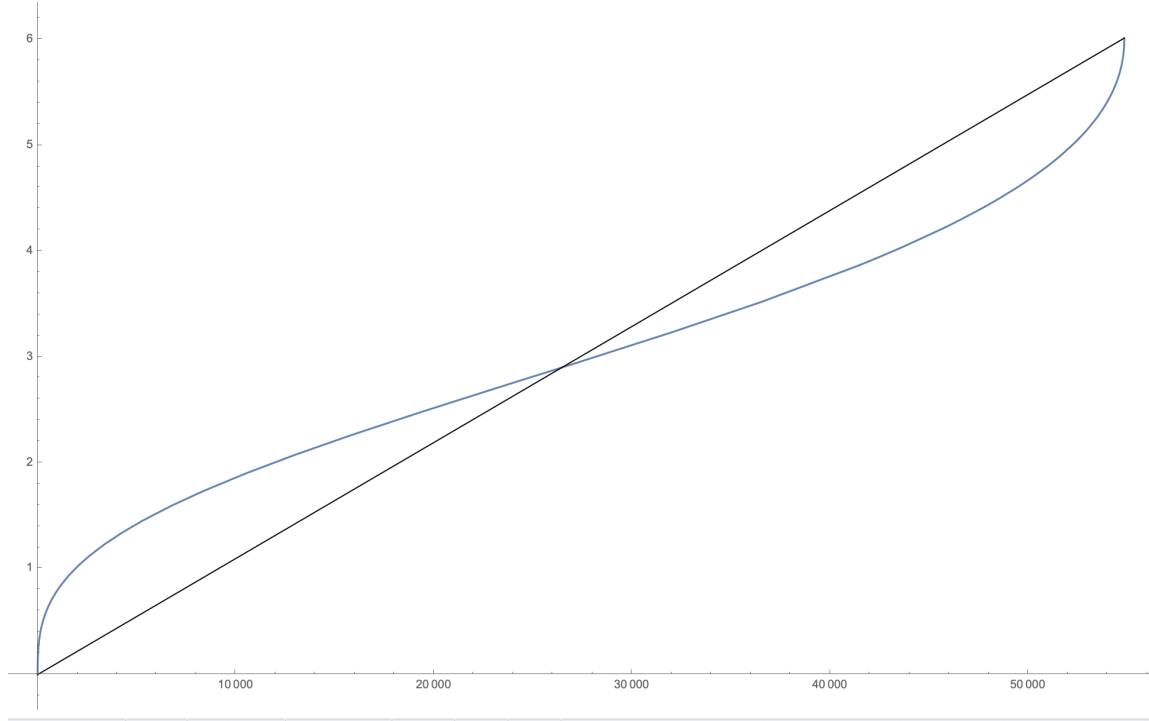


Figure 2: This depicts a single symmetric flowline for  $\alpha = 1/3$  and  $x_0 = 0.99945$ . The Bounding Triangle Theorem from [3] does not generalize to the other  $G_\alpha$  groups. The figure was done in Mathematica.

We now study the system of ODE's that governs the behavior of  $x, y, z, a$ , and  $b$  as in equations (6) and (8). We write  $g_{t+\epsilon} = u|g_t|v$ , where  $u$  is the flowline connecting  $p_{t+\epsilon}$  to  $p_t$  and  $v$  is the flowline connecting  $\hat{p}_t$  to  $\bar{p}_{t+\epsilon}$ . We have

$$(a', b', 0) = \Lambda'_P(t) = \lim_{\epsilon \rightarrow 0} \frac{\Lambda_P(t + \epsilon) - \Lambda(t)}{\epsilon},$$

$$\Lambda_P(t + \epsilon) \approx (\epsilon x, \epsilon y, \epsilon z) * (a, b, 0) * (\epsilon x, \epsilon y, -\epsilon z).$$

The approximation is true up to order  $\epsilon^2$  and  $(*)$  denotes multiplication in  $G_\alpha$ . A direct calculation gives

$$a' = 2x + az \text{ and } b' = 2y - \alpha bz. \quad (11)$$

**Remark 8.** *It is evident that  $a' > 0$  on  $(0, \rho)$ . This implies that  $\Lambda_P(0, \rho)$  is the graph of a function, hence avoids the vertical sides of  $B_P$ .*

A priori, it is not evident that  $b' > 0$  is true for  $t \in (0, \rho)$ , but this remarkable fact is also true. Once again, we collect the ODE's of interest to us together:

$$x' = -xz \quad y' = \alpha yz \quad z' = x^2 - \alpha y^2 \quad b' = 2y - \alpha bz$$

from which we compute

$$z'' = -2z(x^2 + \alpha y^2) \quad b'' = \alpha b(\alpha z^2 - z'). \quad (12)$$

**Lemma 8.** *To show that  $b' > 0$  in  $(0, \rho)$ , it suffices to show that  $b' > 0$  whenever  $b'' < 0$  in the interval  $(0, \rho)$ .*

*Proof.* We remark that the function  $b''$  changes sign at the unique point  $t_0$ , where  $\alpha z(t_0)^2 = z'(t_0)$ . Since  $x, y, z > 0$  in the whole interval  $(0, \rho)$ , and since  $x(0) > y(0)$ , we get that  $z'(0) > 0$ . Thus,  $b''(0) < 0$ . At the point  $t_0$  where  $b$  changes concavity, we have  $x(t_0) = \sqrt{\frac{\alpha}{\alpha+1}}$ . Since  $x$  is monotonically decreasing in our interval  $(0, \rho)$ , it follows that  $b''$  changes sign at most once in the interval  $(0, \rho)$ . By elementary calculus, it follows that to show  $b' > 0$  in  $(0, \rho)$ , it suffices to show  $b' > 0$  in the interval  $(0, t_0)$  if  $t_0 < \rho$ , or else on the whole interval  $(0, \rho)$ . Either case amounts to showing that  $b' > 0$  whenever  $b'' < 0$  in the interval  $(0, \rho)$ .  $\square$

We observe that  $z'' < 0$  everywhere in  $(0, \rho)$ . Also, whenever  $b'' < 0$ , we have that  $z' > \alpha z^2 > 0$ . We first get an inequality regarding the function  $z(t)$ :

**Lemma 9.**

$$2\alpha \int_0^t z(s)ds \geq t\alpha z(t)$$

*Proof.* By the well known Hermite-Hadamard Inequality for concave functions, the concavity of  $z$  in  $(0, \rho)$ , and the fact that  $z(0) = 0$ , we get:

$$\frac{1}{t} \int_0^t z(s)ds \geq z(t)/2.$$

Multiplying by  $2\alpha t > 0$ , we get our desired inequality.  $\square$

We now recall the Log-Convex Version of Hermite-Hadamard, proven in [6].

**Proposition 8.** *If  $f$  is log-convex on  $[a, b]$  then*

$$\frac{1}{b-a} \int_a^b f(s)ds \leq \frac{f(b) - f(a)}{\log f(b) - \log f(a)}.$$

Let's return to one of our initial ODE's:  $y' = \alpha y z$ . Dividing by  $y$ , integrating, and multiplying by 2, we get:

$$2 \log y(t) - 2 \log y(0) = 2\alpha \int_0^t z(s) ds. \quad (13)$$

Since  $z' > 0$  whenever  $b'' < 0$ , we get that  $y^2$  is log-convex whenever  $b'' < 0$ . We can now get:

**Lemma 10.** *For all  $t$  where  $b''(t) < 0$ , we have*

$$\int_0^t y(s)^2 ds \leq t \cdot \frac{y(t)^2}{2 \log y(t)/y(0)}$$

*Proof.* By Proposition 8, we have

$$\int_0^t y(s)^2 ds \leq t \cdot \frac{y(t)^2 - y(0)^2}{2 \log y(t)/y(0)} \leq t \cdot \frac{y(t)^2}{2 \log y(t)/y(0)}$$

where the last inequality comes from  $y(0) > 0$ . □

We are now in a position to prove the Bounding Box Theorem:

*Proof.* By Lemma 8, it suffices to show that  $b' > 0$  whenever  $b'' < 0$ . If we integrate the ODE for  $b$ , we get

$$b(t) = \frac{2}{y(t)} \int_0^t y(s)^2 ds. \quad (14)$$

Differentiating, we want to show  $y(t)^3 - y'(t) \int_0^t y(s)^2 ds \geq 0$  whenever  $b'' < 0$ . Equivalently (we can divide by  $y, y'$  since they are always strictly greater than 0):

$$\int_0^t y(s)^2 ds \leq \frac{y(t)^3}{y'(t)}.$$

By Lemma 10 it suffices to show

$$t \cdot \frac{y(t)^2}{2 \log y(t)/y(0)} \leq \frac{y(t)^3}{y'(t)}$$

or, by cancelling some terms and taking the reciprocal,

$$2 \log y(t)/y(0) \geq t \cdot \frac{y'(t)}{y(t)}.$$

By equaiton (13) and one of our ODE's, this is equivalent to

$$2\alpha \int_0^t z(s)ds \geq t\alpha z(t)$$

which is nothing but the inequality of Lemma 9. Finally, since  $b' > 0$ ,  $\Lambda_P(t)$  is an increasing function, so  $\Lambda_P(0, \rho)$  avoids the vertical sides of  $B_P$ , which along with Remark 8, finishes the proof the of the Bounding Box Theorem.  $\square$

**Remark 9.** *The Bounding Box Theorem is not as powerful as the Bounding Triangle theorem of [3], and numerical evidence illustrates that the latter theorem does not generalize to other  $G_\alpha$  groups. So, we need more information about  $\partial N_0$  to prove equation (10) than was needed in [3].*

### 3.5 Endpoints of Symmetric Flowlines

Henceforth, we view  $\partial_0 N_+$  as the following parametrized curve in the  $XY$  plane. Denote  $x(0) = x_0$ , then

$$\partial_0 N_+ = \{(a_{x_0}(P(x_0)/2), b_{x_0}(P(x_0)/2), 0)\}, \text{ as } x_0 \text{ varies in } \left(\sqrt{\frac{\alpha}{1+\alpha}}, 1\right).$$

To prove equation (10) it would suffice, by using the Bounding Box Theorem, to prove  $B_P \cap \partial_+ N = \emptyset$ , and, to prove the latter statement, it suffices to show that  $\partial_0 N_+$  is the graph of a decreasing function in Cartesian coordinates. This involves differentiating our ODE's with respect to the initial value  $x_0$ . Let  $\bar{x}$  denote  $dx(t, x_0)/dx_0$ , etc. Then we get

$$\begin{aligned} \bar{x}' &= -x\bar{z} - z\bar{x}, & \bar{y}' &= \alpha y\bar{z} + \alpha z\bar{y}, & \bar{z}' &= 2x\bar{x} - 2\alpha y\bar{y}, \\ \bar{a}' &= 2\bar{x} + a\bar{x} + x\bar{a}, & \bar{b}' &= 2\bar{y} - \alpha \bar{y}b - \alpha y\bar{b}. \end{aligned}$$

Since  $x^2 + y^2 + z^2 = 1$  for all  $t, x_0$ , it follows that

$$x\bar{x} + y\bar{y} + z\bar{z} = 0 \tag{15}$$

always, and we can get a similar equation for the time derivative. Now, we prove some very useful propositions:

**Proposition 9.**  *$ax - \alpha by = 2z$  for all  $t$  and  $x_0$ .*

*Proof.* By integrating the ODE's in time for  $a$  and  $b$  we get:

$$ax = 2 \int_0^t x(s)^2 ds \text{ and } \alpha by = 2 \int_0^t \alpha y(s)^2 ds$$

hence

$$ax - \alpha by = 2 \int_0^t x(s)^2 - \alpha y(s)^2 ds = 2z(t) - 2z(0) = 2z$$

since  $z(0) = 0$  always. Note: this gives us our promised second proof of the Reciprocity Lemma, if we evaluate at  $t = \rho$ .  $\square$

Since the above equality is true for all  $t$  and  $x_0$  we can differentiate with respect to  $x_0$  and get

**Corollary 6.**  $a\bar{x} + x\bar{a} - \alpha b\bar{y} - \alpha y\bar{b} = 2\bar{z}$  for all  $t$  and  $x_0$ .

Now we prove:

**Proposition 10.**  $x\bar{a} + y\bar{b} = 0$  for all  $t$  and  $x_0$ .

*Proof.* Integrating the ODE's (in time) for  $\bar{a}$  and  $\bar{b}$  gets us:

$$x\bar{a} = \int 2x\bar{x} + ax\bar{z} \text{ and } y\bar{b} = \int 2y\bar{y} - \alpha by\bar{z}.$$

Adding the two integrals above and using equation (15) gets us our desired equality.  $\square$

Corollary 6 and Proposition 10 combine to get us nice expressions for  $\bar{a}$  and  $\bar{b}$ .

**Corollary 7.** *We have*

$$\bar{a} = \frac{1}{x(1+\alpha)} \left( 2\bar{z} + \alpha b\bar{y} - a\bar{x} \right)$$

and

$$\bar{b} = -\frac{1}{y(1+\alpha)} \left( 2\bar{z} + \alpha b\bar{y} - a\bar{x} \right).$$

To get further results about  $\partial_0 N_+$ , we must look at a particular case of our one-parameter family, where we have more information about the derivative of  $P(x_0)$ , courtesy of the expression of  $P$  in terms of an elliptic integral. Everything we have heretofore shown is, however, applicable to every  $G_\alpha$ .

## 4 A Special Parameter Choice

Although we restrict ourselves to  $G_{1/2}$ , the methods presented here could just as well be applied to  $G_1$ . Recall Remark 7, which states that  $P(\beta)$  is decreasing with respect to  $\beta$  in the case when  $\alpha = 1$  or  $1/2$ . Here, we change variables for the period function from  $\beta$  to  $x_0 \in (1/\sqrt{3}, 1)$  and get:

**Proposition 11.**

$$\frac{d}{dx_0}(P(x_0)) > 0$$

*Proof.* This amounts to an application of the chain rule. Since the vector (associated to  $\beta$ ) as in the statement of Theorem 1 is on the same flow line as the vector associated to  $x_0$ , we know

$$x_0^{1/2} \sqrt{1 - x_0^2} = \left( \beta \sqrt{\frac{1}{3}} \right)^{1/2} \frac{\beta \sqrt{2}}{\sqrt{3}}$$

so

$$\beta^3 = \frac{3\sqrt{3}}{2}(x_0 - x_0^3),$$

thus

$$\frac{d\beta}{dx_0} = \frac{\sqrt{3}}{2\beta^2}(1 - 3x_0^2) < 0$$

since  $x_0^2 > 1/3$ . By the chain rule and Remark 7, we get our desired result.  $\square$

Since  $z$  always vanishes at the half period, we have

**Proposition 12.** *For any initial value  $x_0$ , we have*

$$\bar{z} + \left( \frac{1}{2} \frac{dP}{dx_0} \right) z' = 0$$

*at the time  $t = P(x_0)/2$ . Also, by Proposition 11, and since  $z' < 0$  at the half period, we get that*

$$\bar{z}(P(x_0)/2) > 0, \quad \forall x_0.$$

From equation (9) and the fact that  $x'$  and  $y'$  always vanish at the half-period, we have

**Proposition 13.**

$$\bar{y}(P(x_0)/2) = \frac{1}{2\sqrt{x_0}} > 0 \quad \text{and} \quad \bar{x}(P(x_0)/2) = -2x_0 < 0$$

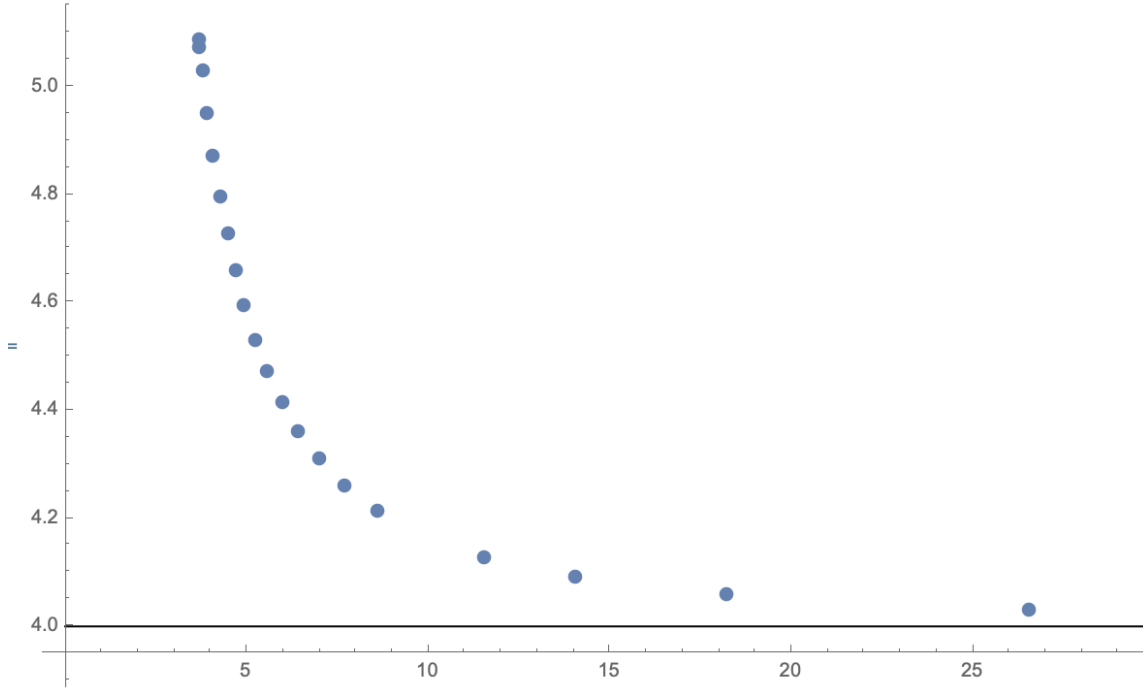


Figure 3: Here, for  $G_{1/2}$ , we have plotted points on  $\partial_0 N_+$ , as  $x_0$  varies from 0.6 to 0.98 in increments of 0.02. We can see that  $\partial_0 N_+$  is the graph of a non-increasing function in Cartesian coordinates and that it limits to the line  $b = 4$ . We will soon demonstrate all of these facts. The figure was done in Mathematica.

We are ready to get some information about  $\partial_0 N_+$ , beginning with:

**Corollary 8.**  $\partial_0 N_+$  is the graph of a function in Cartesian coordinates.

*Proof.* This is equivalent to showing that

$$\frac{d}{dx_0} a_{x_0}(P(x_0)/2) > 0.$$

The chain rule gets us

$$\begin{aligned} \frac{d}{dx_0} a_{x_0}(P(x_0)/2) &= \bar{a}(P(x_0)/2) + \left(\frac{1}{2} \frac{dP(x_0)}{dx_0}\right) a'(P(x_0)/2) \\ &= \left(\frac{2}{3x} \left(2\bar{z} + \frac{1}{2}b\bar{y} - a\bar{x}\right) + (x + az/2) \frac{dP}{dx_0}\right) \Big|_{t=P(x_0)/2} \end{aligned}$$



By Propositions 11, 12, and 13, we know that all the terms above are positive at  $P(x_0)/2$ , whence the desired result.  $\square$

As with showing that  $b' > 0$  in the interval  $(0, \rho)$ , things are more difficult with the function  $b$ . We need three lemmas first. The following may suggest that  $\alpha = 1/2$  is also a “special case”.

**Lemma 11.** *For  $\alpha = 1/2$ ,*

$$\lim_{x_0 \rightarrow 1} b_{x_0}(P(x_0)/2) = 4$$

*Proof.* Richard Schwartz proves a similar limit in [11] for Sol (for the Sol case, the limit is 2), but his method uses a symmetry of the flow lines in Sol that we cannot use here. Recall equation (14), which gives us an integral form for  $b$ :

$$b_{x_0}(P(x_0)/2) = \frac{2}{y(P(x_0)/2)} \int_0^{P(x_0)/2} y(s)^2 ds.$$

From Equation (9), we know that  $\lim_{x_0 \rightarrow 1} y(P(x_0)/2) = 1$ , so it suffices to show

$$\lim_{x_0 \rightarrow 1} \int_0^{P(x_0)/2} y(s)^2 ds = 2.$$

Now, a minor miracle occurs. There is a second order ODE for  $y$

$$2yy'' = y^2 - \frac{3}{2}y^4 - 2(y')^2$$

and, differentiating, we also get an ODE for  $y^2$ :

$$(y^2)'' = y^2 - (3/2)y^4.$$

Here we remark that the cases  $\alpha = 1$  and  $1/2$  are the only ones where we do not also get an unpleasant nonlinear term:  $(y')^2$ . Let  $f = y^2$ , then we can solve the ODE  $f'' = f - (3/2)f^2$  for  $f$  and get (as done, for example, in [4]):

$$f(t, x_0) = \nu_1 + \nu_2 \operatorname{dn}(t\nu_3, \nu_4)^2$$

where  $\operatorname{dn}(u, m)$  is the Jacobi elliptic function (with parameters as in Mathematica) and with

$$\nu_1 = \frac{1}{2}(x_0^2 - \sqrt{4x_0^2 - 3x_0^4})$$

$$\begin{aligned}\nu_2 &= \frac{1}{2}(2 - 3x_0^2 + \sqrt{4x_0^2 - 3x_0^4}) \\ \nu_3 &= \frac{\sqrt{2 - 3x_0^2 + \sqrt{4x_0^2 - 3x_0^4}}}{2\sqrt{2}} \\ \nu_4 &= \frac{2 - 3x_0^2 - \sqrt{4x_0^2 - 3x_0^4}}{2 - 3x_0^2 + \sqrt{4x_0^2 - 3x_0^4}}.\end{aligned}$$

Since the function is periodic with period  $P(x_0)$ , and since we know that  $\text{dn}(u, k)^2$  has period  $2K(k)$ , where  $K$  is the complete elliptic integral of the first kind, we get the identity

$$P(x_0) = \frac{2K(\nu_4)}{\nu_3}.$$

Now, in [13], many properties of elliptic integrals and elliptic functions are reviewed, including:

$$E(k) = \int_0^{K(k)} \text{dn}(u, k)^2 du$$

where  $E$  is the complete elliptic integral of the second kind. Therefore, we can write our original integral as

$$\int_0^{P(x_0)/2} y(s)^2 ds = \frac{\nu_1}{2} P(x_0) + \frac{\nu_2}{\nu_3} E(\nu_4).$$

As  $x_0$  tends to 1, the term  $\nu_1 P(x_0)/2$  converges to 0 and the term  $\frac{\nu_2}{\nu_3} E(\nu_4)$  converges to 2, which is what we desired to prove.  $\square$

The next lemma can also be verified with a good deal of algebra and basic facts about elliptic integrals.

**Lemma 12.** *For  $\alpha = 1/2$ , we have*

$$\frac{dP}{dx_0}(x_0) < 3 \left( \frac{1}{2\sqrt{x_0}} + \frac{2x_0\sqrt{x_0}}{1 - x_0^2} \right), \quad \forall x_0 \in \left( \frac{1}{\sqrt{3}}, 1 \right)$$

*Note: the constant 3 can be improved slightly, but we will not need such an improvement.*

The penultimate step:

**Lemma 13.**

$$\frac{d}{dx_0}b_{x_0}(P(x_0)/2) < 0, \text{ whenever } b_{x_0}(P(x_0)/2) > 3$$

*Proof.* By the chain rule we know (as we did for Corollary 8)

$$\frac{d}{dx_0}b_{x_0}(P(x_0)/2) = \left( -\frac{2}{3y} \left( 2\bar{z} + \frac{1}{2}b\bar{y} - a\bar{x} \right) + \left( y - \frac{1}{4}bz \right) \frac{dP}{dx_0} \right) \Big|_{t=P(x_0)/2}.$$

The  $bz$  term is zero at the half period, and we can simplify further. The above is less than zero if and only if

$$(2x^2 + 2y^2) \frac{dP}{dx_0} < b\bar{y} - 2a\bar{x} \text{ at } t = P(x_0)/2.$$

However we know  $x^2 + y^2 = 1$  at the half period, and we may also employ the Reciprocity Lemma (equivalently, Proposition 9). This yields that our desired result is equivalent to showing

$$\frac{dP}{dx_0}(x_0) < \left( b(\bar{y} - \frac{y}{x}\bar{x}) \right) \Big|_{t=P(x_0)/2}.$$

By hypothesis,  $b_{x_0}(P(x_0)/2) > 3$ , and we can use equation (9) and Proposition 13. This means it suffices to show

$$\frac{dP}{dx_0}(x_0) < 3 \left( \frac{1}{2\sqrt{x_0}} + \frac{2x_0\sqrt{x_0}}{1 - x_0^2} \right), \quad \forall x_0 \in \left( \frac{1}{\sqrt{3}}, 1 \right)$$

which is nothing but Lemma 12. □

Now we are ready to prove the following theorem.

**Theorem 5.** *For  $\alpha = 1/2$ ,  $\partial_0 N_+$  is the graph of a non-increasing function (in Cartesian coordinates).*

*Proof.* This is equivalent to showing

$$\frac{d}{dx_0}b_{x_0}(P(x_0)/2) \leq 0$$

or, as in the proof of the previous lemma,

$$\frac{dP}{dx_0}(x_0) \leq \left( b(\bar{y} - \frac{y}{x}\bar{x}) \right) \Big|_{t=P(x_0)/2}.$$

We now show that  $b_{x_0}(P(x_0)/2) \geq 4$  always. If this is true, then the theorem follows by Lemma 13. Otherwise, assume that  $b_{x_0}(P(x_0)/2) < 4$  for some choice of  $x_0$ . By Lemma 11,  $b_{x_0}(P(x_0)/2)$  limits to 4 as  $x_0$  tends to 1, so  $b_{x_0}(P(x_0)/2)$  must eventually be greater than 3. Let  $x'_0$  be the last initial value where  $b(P/2) \leq 3$ . By Lemma 13,  $b_{x_0}(P(x_0)/2)$  will be strictly decreasing in  $x_0$ , which is a contradiction. Hence,  $b > 4$  always and the theorem is proven.  $\square$

We can finally prove equation (10):

**Theorem 6.** *For the group  $G_{1/2}$  we have, for all  $P$ ,*

$$\Lambda_P(0, \rho) \cap \partial N_+ = \emptyset$$

*Proof.* By the Bounding Box Theorem we know that  $\Lambda_P(0, \rho) \subset \text{interior}(B_P)$  for all  $P$ . Since  $\partial_0 N_+$  is the graph of a decreasing function in Cartesian coordinates, as proven in the results above, we conclude that  $\partial N_+$  is disjoint from  $\text{interior}(B_P)$  for all  $P$ . So our desired result holds.  $\square$

The above theorem, combined with Lemma 6 gets us:

**Corollary 9.**

$$E(M) \cap \partial N = \emptyset$$

The rest of our argument for showing that the cut locus of  $G_{1/2}$  is  $\partial N$  follows exactly as in [3]. Let  $E$  be Riemannian exponential map. Let  $\mathcal{M}$  be the component of  $\partial M_+ - \partial_0 M_+$  which contains vectors with all coordinates positive. Let  $\mathcal{N} = \partial N_+ - \partial_0 N_+$ . We prove a few lemmas.

**Lemma 14.** *The map  $E$  is injective on  $\partial M$ .*

*Proof.* Let  $V_1$  and  $V_2$  be two vectors in  $\partial M$  such that  $E(V_1) = E(V_2)$ . We also let  $U_1 = E(V_1)$  and  $U_2 = E(V_2)$  and denote the  $j^{\text{th}}$  coordinate of  $U_i$  as  $U_{ij}$  and likewise for  $\frac{V_i}{\|V_i\|}$ . Since  $U_1$  and  $U_2$  have the same holonomy invariant, it follows that  $\frac{V_1}{\|V_1\|}$  and  $\frac{V_2}{\|V_2\|}$  lie on the same loop level set in  $S(G_{1/2})$ . Thus,  $V_{11}V_{12}^2 = V_{21}V_{22}^2$ . By the reciprocity lemma, and since  $U_1 = U_2$ , we get

$$\frac{V_{12}}{V_{11}} = \frac{V_{22}}{V_{21}}.$$

We can now conclude that  $V_{11} = V_{21}$  and  $V_{12} = V_{22}$ . Since  $\|V_1\| = \|V_2\|$ , we get  $V_1 = V_2$ , finishing the proof.  $\square$

**Lemma 15.**  $E(\mathcal{M}) \subset \mathcal{N}$ .

*Proof.* The map  $E$  is injective on  $\mathcal{M} \cup \partial_0 M_+$ , by the previous lemma. At the same time,  $E(\partial_0 M_+) = \partial_0 N_+$ . Hence

$$E(\mathcal{M}) \subset \Pi - \partial_0 N_+. \quad (16)$$

By definition,  $\mathcal{N}$  is one of the components of the  $\Pi - \partial_0 N_+$ . Therefore, since  $\mathcal{M}$  is connected, the image  $E(\mathcal{M})$  is either contained in  $\mathcal{N}$  or disjoint from  $\mathcal{N}$ . Since the sets are evidently not disjoint, we have containment.  $\square$

**Corollary 10.**  $E(\partial M) \cap E(M) = \emptyset$ .

*Proof.* Up to symmetry, every vector in  $\partial M$  lies either in  $\mathcal{M}$  or in  $\partial_0 M_+$ . By definition,  $E(\partial_0 M) = \partial_0 N \subset \partial N$ . So, by the previous result, we have  $E(\partial M) \subset \partial N$ . By Corollary 9 we have  $E(M) \cap \partial N = \emptyset$ . Combining these two statements gives the result.  $\square$

**Theorem 7.** *Perfect geodesic segments are length minimizing.*

*Proof.* Suppose  $V_1 \in \partial M$  and  $E(V_1) = E(V_2)$  for some  $V_2$  with  $\|V_2\| < \|V_1\|$ . We take  $V_2$  to be the shortest vector with this property. By symmetry we can assume both  $V_1$  and  $V_2$  have all coordinates non-negative. By Corollary 5, we have  $V_2 \in M \cup \partial M$ . By Corollary 10 we have  $V_2 \in \partial M$ . But then  $V_1 = V_2$ , by Lemma 14.  $\square$

The results above identify  $\partial N$  as the cut locus of the identity of  $G_{1/2}$  just as obtained in [3] for Sol. We can summarize by saying

**Theorem 8.** *A geodesic segment in  $G_{1/2}$  is a length minimizer if and only if it is small or perfect.*

In addition, small geodesic segments are unique length minimizers and they have no conjugate points. Hence, using standard results about the cut locus, as in [10], we get that  $E : M \rightarrow N$  is an injective, proper, local diffeomorphism. This implies that  $E : M \rightarrow N$  is also surjective and hence a diffeomorphism. Moreover,  $E : \partial_0 M_+ \rightarrow \partial_0 N_+$  is a diffeomorphism, by similar considerations. Results about the geodesic spheres in  $G_{1/2}$  follow immediately, as in [3] for Sol. In particular, we have:

**Corollary 11.** *Geodesic spheres in  $G_{1/2}$  are always topological spheres.*

## 5 Conclusion

We have managed to generalize the main results from [3] for Sol to one of our intermediate groups,  $G_{1/2}$ . The groups with nonpositive sectional curvature do not seem as interesting. The untangling of bad behavior among the  $G_\alpha$  is such that, for  $G_\alpha$  with  $\alpha < 0$ , everything appears quite similar to hyperbolic space, the limiting case at the other end. We should note, however, that the intermediate groups are not unimodular, unlike all the limiting cases, and that may be of interest.

We conclude with a few conjectures which we do find interesting:

**Conjecture 1.** *Geodesic Segments in  $G_\alpha$  are length minimizing if and only if they are perfect or small, for all  $0 < \alpha \leq 1$ .*

In principle, Conjecture 1, if true, would really unify the picture between Sol and  $\mathbb{H}^2 \times \mathbb{R}$ . The ingredient missing from our analysis above, in order to extend the Cut Locus Theorem to all  $G_\alpha$ , are upper and lower bounds on  $\frac{dP}{dx_0}$ . The lower bound needed is 0, which gets us that  $\partial_0 N_+$  is the graph of a function in Cartesian coordinates, and the upper bound needed is like our Lemma 12: a bound on the growth of  $\frac{dP}{dx_0}$ , which would prove that  $\partial_0 N_+$  is the graph of a non-increasing function in Cartesian coordinates. It should be easier to get the lower bound. Unlike in the special cases, when  $\alpha = 1, 1/2$ , there does not appear to be a nice formula for  $P$  in terms of an elliptic integral, making the analysis more difficult.

**Conjecture 2.** *Let*

$$L(\alpha) := \lim_{x_0 \rightarrow 1} b_{x_0, \alpha}(P(x_0, \alpha)/2), \text{ defined for all } \alpha \in (0, 1].$$

*We conjecture that  $L(\alpha)$  is monotonically decreasing from  $\alpha = 0$  to  $\alpha = 1$  and that  $\lim_{\alpha \rightarrow 0} L(\alpha) = \infty$ . In fact, we also conjecture that*

$$L(\alpha) = \frac{2}{\alpha}.$$

**Conjecture 3.** *Let  $P(\beta)$  be the period function in  $G_\alpha$ , then*

$$\lim_{\beta \rightarrow 1} P(\beta) = \frac{\pi\sqrt{2}}{\sqrt{\alpha}}.$$

*This conjecture, for  $\alpha = 1$  and  $\alpha = 1/2$ , is stated in Remark 7.*

These conjectures are corroborated by numerical evidence, and would lend something quantitative to the idea that the bad behavior (or the cut locus) of  $G_\alpha$  dissipates at infinity as Sol interpolates to  $\mathbb{H}^2 \times \mathbb{R}$ .

## References

- [1] Arnold, V. (1966) *Sur la géométrie différentielle des groupes de Lie de dimension infinie et ses applications à l'hydrodynamique des fluides parfaits*. Ann. Inst. Fourier (Grenoble)
- [2] Bianchi, L. (1898). *Sugli spazi a tre dimensioni che ammettono un gruppo continuo di movimenti*. Memorie di Matematica e di Fisica della Societa Italiana delle Scienze, Serie Terza, Tomo XI, pp. 267-352
- [3] Coiculescu, M.P., Schwartz, R.E. (2020) *The Spheres of Sol*. arXiv:1911.04003v7
- [4] Cveticanin, L. (2004) *Vibrations of the nonlinear oscillator with quadratic non-linearity*. Physica A, 341, 123-135.
- [5] Ellis, G.F.R., MacCallum M.A.H. (1969). *A Class of Homogeneous Cosmological Models*. Commun. math. Phys. 12, 108-141
- [6] Gill, P.M., Pearce, C.E.M., Pečarić, J. (1997). *Hadamard's Inequality for  $r$ -Convex Functions* Journal of Mathematical Analysis and Applications. 215, 461-470
- [7] Gradshteyn, I.S., Ryzhik, I.M. (2007). *Table of Integrals, Series, and Products, Seventh Edition* Academic Press, Elsevier.
- [8] M. Grayson, (1983). *Geometry and Growth in Three Dimensions*, Ph.D. Thesis, Princeton University.
- [9] Kobayashi, S., Nomizu, K. (1963) *Foundations of Differential Geometry Volume 1*. Wiley Classics Library
- [10] Kobayashi, S., Nomizu, K. (1966) *Foundations of Differential Geometry Volume 2*. Wiley Classics Library
- [11] Schwartz, R.E. (2020) *On Area Growth in Sol*. arXiv:2004.10622v2
- [12] Trettel, S. (2019) *Families of Geometries, Real Algebras, and Transitions*, Ph.D. Thesis, University of California Santa Barbara.
- [13] Troyanov, M. (1998) *L'horizon de Sol*. Exposition. Math. 16, no. 5, 441-479.
- [14] Wilczynska, M.R., Webb, J.K., et al. (2020) *Four direct measurements of the fine-structure constant 13 billion years ago*. Sci. Adv. 6.