

# Model Linkage Selection for Cooperative Learning

Jiaying Zhou, Jie Ding, Kean Ming Tan, Vahid Tarokh

May 29, 2022

## Abstract

Rapid developments in data collecting devices and computation platforms produce an emerging number of learners and data modalities in many scientific domains. We consider the setting in which each learner holds a pair of parametric statistical model and a specific data source, with the goal of integrating information across a set of learners to enhance the prediction accuracy of a specific learner. One natural way to integrate information is to build a joint model across a set of learners that shares common parameters of interest. However, the parameter sharing patterns across a set of learners are not known a priori. Misspecifying the parameter sharing patterns and the parametric statistical model for each learner yields a biased estimator and degrades the prediction accuracy of the joint model. In this paper, we propose a novel framework for integrating information across a set of learners that is robust against model misspecification and misspecified parameter sharing patterns. The main crux is to sequentially incorporate additional learners that can enhance the prediction accuracy of an existing joint model based on a user-specified parameter sharing patterns across a set of learners, starting from a model with one learner. Theoretically, we show that the proposed method can data-adaptively select the correct parameter sharing patterns based on a user-specified parameter sharing patterns, and thus enhances the prediction accuracy of a learner. Extensive numerical studies are performed to evaluate the performance of the proposed method.

**Keywords:** Bayes; data integration; decentralized learning; federated learning; model linkage selection; prediction efficiency.

## 1 Introduction

In recent years, there has been a growing interest in statistical learning problems with a set of decentralized learners, where each learner encompasses a specific data modality and a statistical model built using domain-specific knowledge. The goal is to integrate information across the set of decentralized learners to achieve higher statistical efficiency and predictive accuracy. Integrating information from different data sources is crucial in many scientific domains such as environmental science (Blangiardo et al. 2011, Xingjian et al. 2015), epidemiology (Yang et al. 2015, Guo et al. 2017), statistical machine learning problems (Ngiam et al. 2011, Kong et al. 2016, Cao & Jin 2007), and computational biology (Simmonds & Higgins 2007, Liu et al. 2009, 2015, Wen & Stephens

2014). For instance, in the context of epidemiology, huge amount of online search data from different platforms are integrated and used to form accurate predictions of influenza epidemics (Yang et al. 2015, Guo et al. 2017). The aforementioned applications raise an important statistical question: how to reliably integrate information from different data sources to enhance statistical efficiency in a statistically robust manner?

We consider the setting in which there are a set of learners, each of which consists of a data set and a parametric statistical model. The set of learners may or may not share common parameters among themselves, and the goal is to develop a framework to enhance the statistical efficiency of a specific learner, say  $\mathcal{L}_1$ , by integrating information from the other learners through parameter sharing. In general, learner  $\mathcal{L}_1$  can be assisted explicitly or implicitly by building a joint model with the other learners with potentially different statistical models and different data sources. Explicit assistance could be achieved by a joint modeling with a set of learners that share some common parameters. On the other hand, implicit assistance could be achieved by a joint modeling with learners whose parameters are not directly related to  $\mathcal{L}_1$  but are related to learners who could explicitly assist  $\mathcal{L}_1$ . In principle, if the true underlying parameter sharing patterns among all learners are known a priori, and that the parametric statistical model for each learner is correctly specified, then one can build a joint model with constraints on the shared parameters based on a joint likelihood function or a joint Bayesian marginal likelihood.

Many existing modeling methods can be formulated as special instances of the above setting. For example, when multiple learners employ the same parametric model across different data sources, it is usually studied in the context of data integration (Jensen et al. 2007, Vonesh et al. 2006, Liu et al. 2015, Lee, Liu, Sun & Taylor 2017, Jordan et al. 2019, Danaher et al. 2014, Ma & Michailidis 2016, Tang & Song 2016, Li & Li 2018, Tang et al. 2019, Maity et al. 2019), or in the context of distributed optimization (Boyd et al. 2011, Shi et al. 2014, Lee, Lin, Ma & Yang 2017, Li et al. 2019). A recent topic, referred to as *federated learning*, is also related to the above setting, where the central server (interpreted as the main learner) sends the current global model to a set of clients (interpreted as other learners), and then each client updates the model parameters with local data source and returns it to the central server (Shokri & Shmatikov 2015, Konečný et al. 2016, McMahan et al. 2016).

Though it is often helpful to establish a joint model from multiple learners, naively combining data sources and performing joint modeling can lead to severely degraded statistical performance due to four aspects: (i) misspecified statistical models for some learners; (ii) misspecified parameter sharing patterns among learners; (iii) heterogeneity from different data sources (Liu et al. 2015, Simmonds & Higgins 2007, Wen & Stephens 2014); and (iv) distinct learning objectives for different learners (Zuech et al. 2015, Sivarajah et al. 2017). Most existing methods for data integration and distributed computing are based on the assumption that the statistical model for each learner is correctly specified and that the parameter sharing patterns are known a priori. A systematic statistical framework for decentralized learning that is robust against the aforementioned four aspects is relatively lacking.

Such challenges have motivated some recent work on trustworthy collaborative learning. Lunn et al. (2000) and Plummer (2015) studied model integrations in the context of cut distributions,

which can be seen as a probabilistic version of a two-step estimator. The main idea is to cut the propagation from uncertain models to precise models during joint learning in order to reduce biases propagated from incorrectly specified models (Lunn et al. 2009, Ogle et al. 2013). Recently, Jacob et al. (2017) proposed a predictive score principle for choosing the most appropriate joint modeling approach among the cut, full posterior, prior, and two-step approaches over a network of learners. As was pointed out by Jacob et al. (2017), the number of possible predictive scores explodes exponentially as a function of the number of learners, and thus the proposed approach is computationally infeasible when the number of learners is large. Moreover, they focused mainly on mean estimation problems.

In this paper, we propose a general framework to enhance the predictive performance of a specific learner  $\mathcal{L}_1$  by integrating information from the other learners. We consider the setting in which there are  $M$  learners, and that the learners may have different statistical models and heterogeneous data sources. To characterize parameter sharing patterns among all learners, we introduce the notion of model linkage graph. A model linkage graph  $G = (V, E)$  consists of a set of  $M$  vertices  $V$  and a set of edges  $E$ , where each vertex represents a learner and an edge between a pair of vertices encodes a unique parameter sharing pattern between the pair of learners. On the other hand, a pair of learners does not share common parameters if there is no edge between them. A joint model that enhances the predictive performance of  $\mathcal{L}_1$  can then be fit given a model linkage graph. However, the underlying model linkage graph is not known a priori and needs to be specified in practice. Due to model misspecification within each learner and incorrectly specified model linkages between pairs of learners, the prediction performance of  $\mathcal{L}_1$  may be degraded after incorporating information from other learners based on an incorrectly specified model linkage graph.

To achieve robustness against a misspecified model linkage graph, one naive way is to exhaustively build joint models for all possible sets of learners that are connected to  $\mathcal{L}_1$  based on a given model linkage graph, and select the set of learners that yields the largest marginal likelihood for  $\mathcal{L}_1$ , conditioned on the other learners. However, such an approach is computationally infeasible since the number of possible sets of learners grows exponentially with the number of learners. To address this challenge, we propose a greedy algorithm that is robust against misspecified model linkage graph. The proposed algorithm sequentially incorporates additional learners based on the user-specified model linkage graph, starting from learner  $\mathcal{L}_1$ . In each iteration of our algorithm, we utilize the joint model built with a group of learners from the previous iteration, and search for the next learner that will improve the prediction accuracy of the current group of learners. This process is continued until no more learners are included in the joint model. Our proposed algorithm approximately reduces the possible sets of model linkages from exponential to quadratic in the number of learners. Compared with a joint modeling approach, our proposed method is of distributed nature and does not require sharing data sources across learners.

To quantify the theoretical aspects of our proposed method, we introduce the notion of model linkage selection consistency and asymptotic prediction efficiency that are different from but conceptually parallel to asymptotic efficiency and selection consistency in the classical model selection literature (see, for instance, Ding et al. 2018). We show that as long as the user-specified model linkage graph is a superset of the true underlying model linkage graph, the proposed algorithm

achieves linkage selection consistency, i.e., the proposed algorithm will select data sources that are truly useful for enhancing prediction performance of  $\mathcal{L}_1$  in a data adaptive manner. In addition, we show that the proposed method achieves asymptotic prediction efficiency, i.e., the predictive performance of the proposed method is asymptotically equivalent to that of the best joint model obtained by enumerating all possible sets of learners.

The paper is outlined as follows. In Section 2, we provide the motivation, problem set-up, and definitions on model linkage graph. We then propose a general framework for integrating information from different learners with the goal of enhancing the predictive performance of  $\mathcal{L}_1$  in Section 3. The theoretical results are provided in Section 3.2.2. In Section 4, we perform extensive numerical studies to evaluate the performance of the proposed method under different scenarios such as data contamination and model misspecification. We close with a discussion in Section 5, where we highlight some related literature on data integration and federated learning. The technical proofs and the regularity conditions needed for the main results are included in the Appendix.

## 2 Background and Motivation

Suppose that there are  $M$  learners,  $\mathcal{L}_1, \mathcal{L}_2, \dots, \mathcal{L}_M$ . Each learner is a pair  $\mathcal{L}_\kappa = (\mathbf{D}^{(\kappa)}, \mathcal{P}_\kappa)$ , where  $\mathbf{D}^{(\kappa)}$  is a set of  $n_\kappa$  observations from the sample space  $\mathcal{D}^{(\kappa)}$ , and  $\mathcal{P}_\kappa$  is a user-specified class of parametric model for modeling  $\mathbf{D}^{(\kappa)}$ , parameterized by a  $p_\kappa$ -dimensional parameter  $\boldsymbol{\theta}_\kappa \in \boldsymbol{\Theta}_\kappa$ . The goal is to develop a framework for enhancing the predictive performance of a particular learner, say  $\mathcal{L}_1$ , by borrowing information from other learners,  $\mathcal{L}_2, \dots, \mathcal{L}_M$ .

In this paper, we focus on the regression setting in which  $\mathcal{D}^{(\kappa)} = (\mathcal{Y}, \mathcal{X}^{(\kappa)})$ , where  $\mathcal{Y} = \mathbb{R}$  and  $\mathcal{X}^{(\kappa)} = \mathbb{R}^{k_\kappa}$ . That is, the covariates are allowed to have different dimensions across the  $M$  learners due to different data sources. While we focus on the regression setting, we note that the proposed framework can be applied more generally to data of different forms. Let  $\mathbf{D}^{(\kappa)} = (\mathbf{y}^{(\kappa)}, \mathbf{X}^{(\kappa)}) \in \mathcal{D}^{(\kappa)}$ , where  $\mathbf{y}^{(\kappa)} \in \mathbb{R}^{n_\kappa}$  is an  $n_\kappa$ -dimensional vector of response and  $\mathbf{X}^{(\kappa)} \in \mathbb{R}^{n_\kappa \times k_\kappa}$  is an  $n_\kappa \times k_\kappa$  matrix of covariates. Let  $\mathcal{P}_\kappa = \left\{ p_{\boldsymbol{\theta}_\kappa}^{(\kappa)}(\cdot | \boldsymbol{\theta}_\kappa, \mathbf{X}^{(\kappa)}) : \boldsymbol{\theta}_\kappa \in \boldsymbol{\Theta}_\kappa, \mathbf{X}^{(\kappa)} \in \mathcal{X}^{(\kappa)} \right\}$  be a class of user-specified parametric model for modeling  $\mathbf{y}^{(\kappa)}$  given  $\mathbf{X}^{(\kappa)}$ . For each learner, assume that the response variable is generated independently according to the probability measure  $\mathcal{P}_\kappa^*$  with conditional density  $p_\kappa^*(\cdot | \mathbf{x}^{(\kappa)})$ , given the covariates  $\mathbf{x}^{(\kappa)}$ . We start with providing several definitions that will serve as a foundation of the proposed framework: *model misspecification*, *model linkage*, and *model linkage misspecification*.

A class of user-specified model  $\mathcal{P}_\kappa$  is said to be misspecified when it does not contain the corresponding true underlying conditional density  $p_\kappa^*(\cdot | \mathbf{x}^{(\kappa)})$ . In practice, model misspecification often occurs due to inappropriate functional form between the response and covariates, such as underfitting the model and neglecting dependent random noise (see, e.g., Domowitz & White 1982, Clarke 2005, Cawley & Talbot 2010). We now provide a formal definition on model misspecification.

**Definition 1.** A model  $\mathcal{P} = \{p_\theta : \theta \in \boldsymbol{\Theta}\}$  is *well-specified* if there exists a  $\theta^* \in \boldsymbol{\Theta}$  such that  $p_{\theta^*} = p^*$  almost everywhere. Conversely, the model  $\mathcal{P} = \{p_\theta : \theta \in \boldsymbol{\Theta}\}$  is *misspecified* if  $\sup_{\theta \in \boldsymbol{\Theta}} \mu\{y : p_\theta(y | \theta, \mathbf{x}) = p^*(y | \mathbf{x})\} < 1$  for any given covariates  $\mathbf{x}$ , where  $\mu$  is the Lebesgue measure.

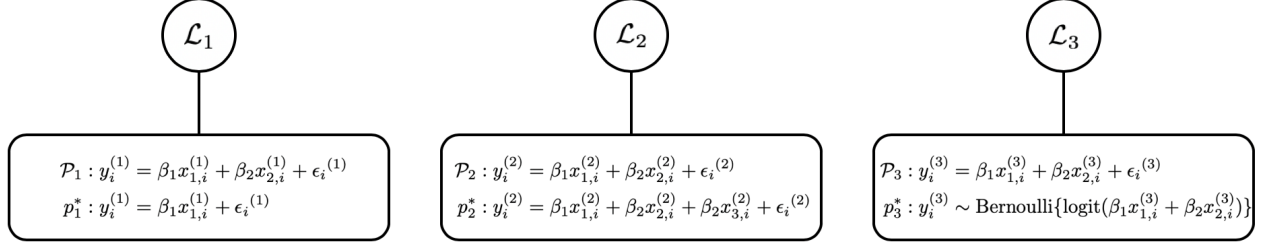


Figure 1: Three examples of well-specified and misspecified models: left panel, well-specified model; middle panel, misspecified model due to underfitting; and right panel, misspecified model since user-specified model class is different from the true underlying data generating process.

Figure 1 provides several examples of well-specified and misspecified models in the context of regression. Left panel of Figure 1 indicates that the learner  $\mathcal{L}_1$  is well-specified, since the underlying linear model  $p_1^* \in \mathcal{P}_1$ , where  $\mathcal{P}_1$  is a class of user-specified linear model with two covariates. On the other hand, middle panel of Figure 1 presents a case when the learner  $\mathcal{L}_2$  is misspecified since the true underlying model for  $\mathcal{L}_2$  has three covariates, i.e.,  $p_2^* \notin \mathcal{P}_2$ . Model misspecification can also occur when the user-specified model class is different from the true underlying model, as illustrated in the right panel of Figure 1.

Next, we provide a new definition on model linkage. Suppose that there are two learners  $\mathcal{L}_i$  and  $\mathcal{L}_j$ . A model linkage occurs between two learners  $\mathcal{L}_i$  and  $\mathcal{L}_j$  if they are enforced to share some common parameters. A formal definition is given in Definition 2.

**Definition 2** (Model linkage). Suppose that two learners  $\mathcal{L}_i$  and  $\mathcal{L}_j$  are well-specified. Let  $\theta_{i,S_i}$  and  $\theta_{j,S_j}$  be subvectors of  $\theta_i$  and  $\theta_j$ , indexed by the subsets  $S_i \subseteq \{1, \dots, p_i\}$  and  $S_j \subseteq \{1, \dots, p_j\}$ , respectively. There exists a model linkage between  $\mathcal{L}_i$  and  $\mathcal{L}_j$  if  $\theta_{i,S_i} = \theta_{j,S_j} = \theta_{S_i,S_j}$ , i.e.,  $\theta_{i,S_i}$  and  $\theta_{j,S_j}$  are restricted to be the same. Then,  $\theta_{S_i,S_j}$  is also referred to as the *shared parameter* between  $\mathcal{L}_i$  and  $\mathcal{L}_j$ .

To put the idea of model linkage into perspective, we consider an example in the context of an epidemiological study with two learners, illustrated in Figure 2. A similar example is considered in Plummer (2015). Suppose that both learners are well-specified. Learner  $\mathcal{L}_1$  concerns estimating the human papillomavirus (HPV) prevalence with data  $\mathbf{D}^{(1)} = (\mathbf{y}^{(1)}, \mathbf{x}^{(1)})$ , where  $\mathbf{y}^{(1)}$  and  $\mathbf{x}^{(1)}$  are both  $n$ -dimensional vectors recording the number of women infected with high-risk HPV and the population size in different states, respectively. A Binomial model is specified on  $y_i^{(1)}$  with population size  $x_i^{(1)}$  and HPV prevalence parameter  $\theta_{1,i}$ ,  $i = 1, 2, \dots, n$ . Learner  $\mathcal{L}_2$  models the relationship between HPV prevalence  $\theta_{1,i}$  and cancer incidence, in the form of Poisson regression. In  $\mathcal{L}_2$ , let  $\mathbf{D}_2 = (\mathbf{y}^{(2)}, \mathbf{x}^{(2)})$ , where  $\mathbf{y}^{(2)}$  is the number of cancer incidents and  $\mathbf{x}^{(2)}$  is the number of years at follow-up. Both  $\mathcal{L}_1$  and  $\mathcal{L}_2$  are restricted to share the same HPV prevalence parameter  $\theta_{1,i}$ ,  $i = 1, 2, \dots, n$ , and thus there is a model linkage between  $\mathcal{L}_1$  and  $\mathcal{L}_2$ .

The aforementioned definition and example focus mainly on whether there is a model linkage between two learners. Such an idea can be generalized to a set of model linkages among a group of learners, which we refer to as *model linkage graph* in the following definition.

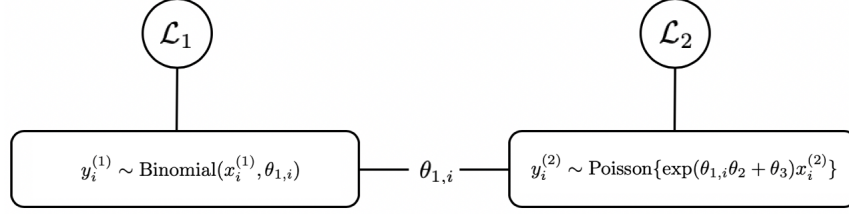


Figure 2: Learners  $\mathcal{L}_1$  and  $\mathcal{L}_2$  share a common parameter  $\theta_{1,i}$  for  $i = 1, \dots, n$ .

**Definition 3** (Model linkage graph). Let  $\mathcal{G} = (V, E)$  be an undirected *model linkage graph*, where  $V$  is a set of  $M$  vertices representing the  $M$  learners  $\mathcal{L}_1, \dots, \mathcal{L}_M$ , and  $E$  is an edge set encoding model linkages between pairs of learners.

One can think of a model linkage graph as a generalization of enforcing a prior distribution on some parameter of interest to the setting of enforcing a prior on collaboration among a group of learners. In practice, the model linkage graph and model linkages between pairs of learners are pre-specified by the user before model fitting. Therefore, the prediction performance of a learner may not be improved after incorporating information from the model linkage graph due to model misspecification and wrongly specified model linkages. A concept in parallel to model misspecification in the context of model linkage misspecification is provided in Definition 4.

**Definition 4** (Model linkage misspecification). Suppose that there is a model linkage between two learners  $\mathcal{L}_i$  and  $\mathcal{L}_j$ , i.e., a subset of parameters between two learners are restricted to be the same,  $\theta_{i,S_i} = \theta_{j,S_j} = \theta_{S_i,S_j}$ . A model linkage is misspecified if either  $\mathcal{L}_i$  or  $\mathcal{L}_j$  is misspecified, or that  $\theta_{i,S_i}^* \neq \theta_{j,S_j}^*$ . More generally, a model linkage graph  $\mathcal{G} = (V, E)$  is misspecified if there exists a misspecified model linkage between a pair of learner  $\mathcal{L}_i$  and  $\mathcal{L}_j$ .

Recall that we are interested in enhancing the predictive performance of  $\mathcal{L}_1$  by borrowing information from other learners  $\mathcal{L}_2, \dots, \mathcal{L}_M$ . Thus far, it is clear that a model linkage should exist between  $\mathcal{L}_1$  and  $\mathcal{L}_\kappa$  if the pair of learners shares common parameters. We now introduce the notion of *information flow* in which learners that do not share common parameters directly with  $\mathcal{L}_1$  can also enhance its predictive performance by sharing common parameters with learners that can in turn assist  $\mathcal{L}_1$ . Consider an example with six learners as illustrated in Figure 3. For simplicity, assume that the models are all well-specified and that the true model linkage graph  $\mathcal{G}^* = (V^*, E^*)$  is known. Learners  $\mathcal{L}_2$  and  $\mathcal{L}_4$  share common parameters with  $\mathcal{L}_1$ , and thus there exists model linkages between  $\mathcal{L}_1$  and  $\mathcal{L}_2$ , and  $\mathcal{L}_1$  and  $\mathcal{L}_4$ . In addition, learner  $\mathcal{L}_3$  has a shared common parameter with  $\mathcal{L}_2$ , and thus in principle,  $\mathcal{L}_3$  can help enhance the predictive performance of  $\mathcal{L}_1$  implicitly. This process of positive feedback transmission is an *information flow* that enables implicit assistance to  $\mathcal{L}_1$ . In Figure 3, there are two such information flow:  $\mathcal{L}_3 \rightarrow \mathcal{L}_2 \rightarrow \mathcal{L}_1$  and  $\mathcal{L}_5 \rightarrow \mathcal{L}_4 \rightarrow \mathcal{L}_1$ . Thus, in the model linkage graph, there exists a path from  $\mathcal{L}_3$  and  $\mathcal{L}_5$  to  $\mathcal{L}_1$ . Learner  $\mathcal{L}_6$  does not share common parameters with learners that are related to  $\mathcal{L}_1$ , and thus there is no model linkage between  $\mathcal{L}_6$  and the others.

However, in practice, the true model linkage graph  $\mathcal{G}^*$  is not known a priori, and needs to be specified. A misspecified model linkage graph may hamper the predictive performance of  $\mathcal{L}_1$ . In the

following section, we propose a data adaptive Bayesian framework to identify an appropriate model linkage graph for prediction. A similar idea can be proposed to improve parameter estimation accuracy.

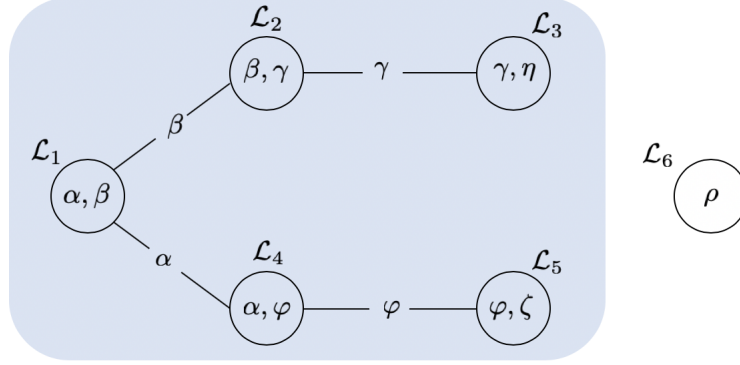


Figure 3: A model linkage graph with six learners. Learner  $\mathcal{L}_1$  shares common parameters with  $\mathcal{L}_2$  and  $\mathcal{L}_4$ , and is implicitly connected to  $\mathcal{L}_3$  and  $\mathcal{L}_5$  through  $\mathcal{L}_2$  and  $\mathcal{L}_4$ .

### 3 General Bayesian Framework for Model Linkage Selection

#### 3.1 Proposed Method

We propose a Bayesian framework to enhance the predictive performance of the learner  $\mathcal{L}_1$  by borrowing information from the other learners  $\mathcal{L}_2, \dots, \mathcal{L}_M$  according to a *user-specified model linkage graph*,  $G = (V, E)$ . Under the Bayesian framework, if there exists a model linkage between two learners, say learners  $\mathcal{L}_i$  and  $\mathcal{L}_j$ , a natural way to integrate information is to compute the posterior distribution of the parameters  $\boldsymbol{\theta} = \boldsymbol{\theta}_i \cup \boldsymbol{\theta}_j$ , where  $\boldsymbol{\theta}_{i, S_i}$  and  $\boldsymbol{\theta}_{j, S_j}$  are restricted to be the same, i.e.,  $\boldsymbol{\theta}_{i, S_i} = \boldsymbol{\theta}_{j, S_j} = \boldsymbol{\theta}_{S_i, S_j}$ :

$$\pi(\boldsymbol{\theta} \mid \mathbf{D}^{(i)}, \mathbf{D}^{(j)}) = \frac{p_{\boldsymbol{\theta}_i}^{(i)}(\mathbf{y}^{(i)} \mid \boldsymbol{\theta}_i, \mathbf{X}^{(i)}) p_{\boldsymbol{\theta}_j}^{(j)}(\mathbf{y}^{(j)} \mid \boldsymbol{\theta}_j, \mathbf{X}^{(j)}) \pi(\boldsymbol{\theta})}{p(\mathbf{y}^{(i)}, \mathbf{y}^{(j)} \mid \mathbf{X}^{(i)}, \mathbf{X}^{(j)})}$$

where  $p(\mathbf{y}^{(i)}, \mathbf{y}^{(j)} \mid \mathbf{X}^{(i)}, \mathbf{X}^{(j)})$  is the marginal density of  $\mathbf{y}^{(i)}$  and  $\mathbf{y}^{(j)}$  and  $\pi(\boldsymbol{\theta})$  is a prior distribution on  $\boldsymbol{\theta}$ .

More generally, one can compute the posterior distribution of the parameters according to the user-specified model linkage graph. Let  $\mathcal{C}(G)$  be a set of indices recording the vertices that form a connected component in the user-specified graph  $G$  with learner  $\mathcal{L}_1$ . That is,  $\mathcal{C}(G)$  is a set containing all indices for learners that have at least a path to  $\mathcal{L}_1$ . With some abuse of notation, throughout the manuscript, let  $\boldsymbol{\theta} = \cup_{\kappa \in \mathcal{C}(G)} \boldsymbol{\theta}_\kappa$ . The posterior distribution for  $\boldsymbol{\theta}$  can be computed

with constraints on the parameters specified by the model linkages as the following:

$$\pi(\boldsymbol{\theta} \mid \cup_{\kappa \in \mathcal{C}(G)} \mathbf{D}^{(\kappa)}) = \frac{\pi(\boldsymbol{\theta}) \prod_{\kappa \in \mathcal{C}(G)} p_{\boldsymbol{\theta}_\kappa}^{(\kappa)}(\mathbf{y}^{(\kappa)} \mid \boldsymbol{\theta}_\kappa, \mathbf{X}^{(\kappa)})}{p(\cup_{\kappa \in \mathcal{C}(G)} \mathbf{y}^{(\kappa)} \mid \cup_{\kappa \in \mathcal{C}(G)} \mathbf{X}^{(\kappa)})}$$

Then, the posterior predictive distribution for a new observation in learner  $\mathcal{L}_1$  can be computed as

$$p(\tilde{y} \mid \cup_{\kappa \in \mathcal{C}(G)} \mathbf{D}^{(\kappa)}, \tilde{\mathbf{x}}) = \int p_{\boldsymbol{\theta}_1}^{(1)}(\tilde{y} \mid \boldsymbol{\theta}_1, \tilde{\mathbf{x}}) \pi(\boldsymbol{\theta} \mid \cup_{\kappa \in \mathcal{C}(G)} \mathbf{D}^{(\kappa)}) d\boldsymbol{\theta}, \quad (1)$$

where  $\tilde{\mathbf{x}}$  is a given new set of covariates. That is, the posterior predictive distribution is computed by borrowing information from learners in  $\mathcal{C}(G)$ .

In practice, the true model linkage graph  $G^*$  is not known a priori, and the user-specified model linkage graph  $G$  may be misspecified. In fact, it is often the case that the learners themselves are misspecified or that the model linkages between pairs of learners are misspecified. A joint model as in (1) with a misspecified model linkage graph  $G$  can lead to bias estimate of the parameters, and in turn affects the predictive posterior distribution of  $\mathcal{L}_1$ . Let  $|\mathcal{C}(G)|$  be the cardinality of the set  $\mathcal{C}(G)$ . To address this problem, a naive way is to exhaustively search all possible sets of model linkages over a graph with  $|\mathcal{C}(G)|$  learners, and pick the set of model linkages that yields the largest marginal likelihood for  $\mathcal{L}_1$ , conditioned on the other learners. However, the number of possible sets of model linkages grows exponentially with  $|\mathcal{C}(G)|$ , and it is computationally infeasible to evaluate all possible partitions.

To address this challenge, we develop a greedy algorithm that is computationally feasible with theoretical guarantees. The proposed algorithm reduces the possible sets of model linkages from exponential in  $|\mathcal{C}(G)|$  to quadratic in  $|\mathcal{C}(G)|$ . The main crux of the proposed algorithm is to successively search the next learner that will improve the prediction accuracy of the current group of learners, starting from  $\mathcal{L}_1$ . More specifically, in each iteration of the proposed algorithm, we borrow information from a learner that is not already part of the current group of learners that increases the marginal likelihood of the current group of learners. The algorithm terminates and outputs the estimated model linkage graph  $\hat{G}$  when no learner satisfies the aforementioned requirement. The greedy algorithm is outlined in Algorithm 1.

In the context of the example presented in Figure 3,  $\mathcal{C}(G) = \{1, 2, 3, 4, 5\}$ , since learner  $\mathcal{L}_1, \dots, \mathcal{L}_5$  form a connected component. Learner  $\mathcal{L}_1$  will be linked with  $\mathcal{L}_2$  and  $\mathcal{L}_4$  during the first two iterations of Algorithm 1, and subsequently,  $\mathcal{L}_3$  and  $\mathcal{L}_5$  will be merged into the connected component formed by  $\mathcal{L}_1, \mathcal{L}_2$ , and  $\mathcal{L}_4$  in the following iterations. The algorithm will then be terminated since there does not exist a model linkage between  $\mathcal{L}_6$  and learners in  $\mathcal{C}(G)$  from the user-specified graph.

---

**Algorithm 1** Greedy Algorithm for Model Linkage Selection

---

**Input:** User-specified graph  $G$ , data  $\mathbf{D}^{(\kappa)}$ , parametric distribution  $p_{\theta_{\kappa}}^{(\kappa)}(\cdot \mid \theta_{\kappa}, \mathbf{X}^{(\kappa)})$ , prior distribution  $\pi_{\kappa}(\cdot)$  on parameters  $\theta_{\kappa}$ , for  $\kappa = 1, \dots, M$ .

- 1: Initialize the index  $\ell = 1$ , linkage set  $\zeta^{(1)} = \{1\}$
- 2: **for**  $\ell = 2, \dots, M$  and  $p(\cup_{\kappa \in \zeta^{(\ell-1)}} \mathbf{y}^{(\kappa)} \mid \cup_{\kappa \in \zeta^{(\ell-1)}} \mathbf{X}^{(\kappa)}) \leq \max_{j \in \{2, \dots, M\} \setminus \zeta^{(\ell-1)}} p(\cup_{\kappa \in \zeta^{(\ell-1)}} \mathbf{y}^{(\kappa)} \mid \mathbf{y}^{(j)}, \mathbf{X}^{(j)}, \cup_{\kappa \in \zeta^{(\ell-1)}} \mathbf{X}^{(\kappa)})$   
**do**
- 3:   Select  $j_{\text{opt}} = \arg\max_{j \in \{2, \dots, M\} \setminus \zeta^{(\ell-1)}} p(\cup_{\kappa \in \zeta^{(\ell-1)}} \mathbf{y}^{(\kappa)} \mid \mathbf{y}^{(j)})$
- 4:   Let  $\zeta^{(\ell)} = \{j_{\text{opt}}\} \cup \zeta^{(\ell-1)}$
- 5: **end for**
- 6: For a new predictor vector, let  $\hat{p}^{(\ell)} = p(\cdot \mid \cup_{\kappa \in \zeta^{(\ell)}} \mathbf{D}^{(\kappa)}, \tilde{\mathbf{x}})$  and  $\hat{\pi}^{(\ell)} = \pi(\cdot \mid \cup_{\kappa \in \zeta^{(\ell)}} \mathbf{D}^{(\kappa)})$ .

**Output:** Predictive distribution  $\hat{p} = \hat{p}^{(\ell)}$ , posterior distribution  $\hat{\pi} = \hat{\pi}^{(\ell)}$ , and the estimated model linkage graph  $\hat{G}$ .

---

When the algorithm terminates at the  $\ell$ th iteration,  $\mathcal{L}_1$  will integrate information from learners in  $\zeta^{(\ell)}$ , which leads to the following posterior distribution of  $\theta = \cup_{\kappa \in \zeta^{(\ell)}} \theta_{\kappa}$

$$\pi(\theta \mid \cup_{\kappa \in \zeta^{(\ell)}} \mathbf{D}^{(\kappa)}) = \frac{\pi(\theta) \prod_{\kappa \in \zeta^{(\ell)}} p_{\theta_{\kappa}}^{(\kappa)}(\mathbf{y}^{(\kappa)} \mid \theta_{\kappa}, \mathbf{X}^{(\kappa)})}{p(\cup_{\kappa \in \zeta^{(\ell)}} \mathbf{y}^{(\kappa)} \mid \cup_{\kappa \in \zeta^{(\ell)}} \mathbf{X}^{(\kappa)})}.$$

The posterior predictive distribution for a new observation  $\tilde{\mathbf{x}}$  in learner  $\mathcal{L}_1$  obtained from Algorithm 1 is

$$p(\tilde{y} \mid \cup_{\kappa \in \zeta^{(\ell)}} \mathbf{D}^{(\kappa)}, \tilde{\mathbf{x}}) = \int p_{\theta_1}^{(1)}(\tilde{y} \mid \theta_1, \tilde{\mathbf{x}}) \pi(\theta \mid \cup_{\kappa \in \zeta^{(\ell)}} \mathbf{D}^{(\kappa)}) d\theta.$$

## 3.2 Theoretical Results

We provide definitions on *asymptotic prediction efficiency* and *model linkage selection consistency* in Section 3.2.1. Theoretical results for the proposed framework are presented in Section 3.2.2. Throughout the section, let  $G$  and  $\hat{G}$  be the user-specified and estimated model linkage graphs, respectively. Let  $G^*$  be the true underlying model linkage graph after the statistical model for each learner is specified. In other words,  $G^*$  encodes the parameter sharing patterns for  $\mathcal{L}_1, \dots, \mathcal{L}_M$  after the parametric statistical models are specified for all learners.

### 3.2.1 Definitions

Recall that the goal of the proposed framework is to enhance the predictive performance of  $\mathcal{L}_1$  by borrowing information from other learners,  $\mathcal{L}_2, \dots, \mathcal{L}_M$ . To evaluate the predictive performance of  $\mathcal{L}_1$ , we consider a general class of proper scoring rules (Gneiting & Raftery 2007, Parry et al. 2012).

**Definition 5** (Proper scoring function). Let  $p^*$  be the true data-generating density function. A scoring function  $s : (p, y, \mathbf{x}) \mapsto s(p, y, \mathbf{x})$  is proper if  $\int_{\mathcal{Y}} s(p, y, \mathbf{x}) p^*(y \mid \mathbf{x}) dy \geq \int_{\mathcal{Y}} s(p^*, y, \mathbf{x}) p^*(y \mid \mathbf{x}) dy$  for any density function  $p$ .

Examples of proper scoring functions are logarithmic score  $s(p, y, \mathbf{x}) = -\log p(y \mid \mathbf{x})$ , and cross entropy  $s(p, y, \mathbf{x}) = -p(y \mid \mathbf{x}) + \frac{1}{2} \int p(y \mid \mathbf{x})^2 d\tilde{y}$ . We refer the reader to Parry et al. (2012) for more details on the definition of proper scoring rules.

Let  $\mathbb{E}$  be the expectation with respect to the true data generating distribution  $p^*$ , and let  $\tilde{y}$  be a new observation with  $p^*$  as the underlying data-generating mechanism. The value  $\mathbb{E}[s(p^*, \tilde{y}, \tilde{\mathbf{x}})]$  is referred to as the *oracle score*, and  $\mathbb{E}[s(\hat{p}, \tilde{y}, \tilde{\mathbf{x}}) - s(p^*, \tilde{y}, \tilde{\mathbf{x}})]$  is a non-negative expected prediction loss since  $s(\cdot)$  is proper. It can be seen that the popularly used Kullback-Leibler divergence between  $p^*(\cdot|\mathbf{x})$  and  $\hat{p}(\cdot|\mathbf{x})$ , defined as  $D_{KL}\{p^*(\cdot|\mathbf{x})\|\hat{p}(\cdot|\mathbf{x})\} = \int_{\mathcal{Y}} p^*(y|\mathbf{x})[\log\{p^*(y|\mathbf{x})\} - \log\{\hat{p}(y|\mathbf{x})\}]dy$ , is a special case of proper scoring rule with the logarithmic score.

Next, we provide a definition on linkage selection consistency.

**Definition 6** (Linkage selection consistency). Given a pre-specified model linkage graph  $G = (V, E)$ , suppose that  $\psi : G \mapsto \hat{G}$  is a linkage selection criterion in order to assist  $\mathcal{L}_1$ . Then, the linkage selection criterion  $\psi$  achieves linkage selection consistency if  $\Pr(\hat{G} = G^*) \rightarrow 1$  as  $n \rightarrow \infty$ .

In other words, a data integrating criterion  $\psi$  achieves linkage selection consistency if it is robust to a misspecified model linkage graph. Next, we introduce the notion of asymptotic prediction efficiency. Recall that  $\mathcal{C}(G)$  is a set of indices recording a set of learners that form a connected component in a model linkage graph  $G$  with  $\mathcal{L}_1$ . Let  $\hat{p}_{\mathcal{C}(G)}$  be the corresponding marginal predictive distribution for  $\mathcal{L}_1$ , given the other learners in  $\mathcal{C}(G)$ .

**Definition 7** (Asymptotic prediction efficiency). Let  $\hat{p}$  be a constructed marginal predictive distribution for  $\mathcal{L}_1$ , and let  $s(\cdot)$  be a proper scoring function. Then,  $\hat{p}$  is asymptotically prediction efficient if

$$\frac{\mathbb{E}[s(\hat{p}_{\mathcal{C}(G^*)}, \tilde{y}, \tilde{\mathbf{x}}) - s(p^*, \tilde{y}, \tilde{\mathbf{x}})]}{\mathbb{E}[s(\hat{p}, \tilde{y}, \tilde{\mathbf{x}}) - s(p^*, \tilde{y}, \tilde{\mathbf{x}})]} \rightarrow 1 \quad (2)$$

as the number of observations  $n_\kappa \rightarrow \infty$  for  $\kappa = 1, \dots, M$ . If  $\hat{p}$  is the posterior predictive distribution for  $\mathcal{L}_1$  under a certain model linkage  $\hat{G}$ , then  $\hat{G}$  is also referred to as an asymptotically efficient model linkage graph.

The ratio (2) compares the expected prediction loss for the constructed predictive density function  $\hat{p}$  and that of the predictive density function obtained by enumerating all possible model linkages with the criterion of minimizing the expected prediction loss.

### 3.2.2 Theoretical Properties of Algorithm 1

We now proceed to study the theoretical properties of Algorithm 1. For technical convenience, we assume that learner  $\mathcal{L}_1$  is well-specified. Note that more generally, learner  $\mathcal{L}_1$  may or may not be well-specified. In either case, the predictive performance as evaluated by, e.g., logarithmic scoring rule, is applicable. Throughout the theoretical studies, we consider the regime in which the number of learners  $M$  is fixed and the number of observations  $n_\kappa$  for each learner  $\mathcal{L}_\kappa$  is allowed to diverge at the same rate, i.e.,  $n_\kappa/n \rightarrow c_\kappa$ , where  $n = \sum_{\kappa=1}^M n_\kappa$  and  $c_\kappa$  is a constant between zero and one. Recall that  $G^* = (V, E^*)$  is the true model linkage graph after the statistical model for each learner is specified, and  $G = (V, E)$  is the user-specified graph. We denote the estimated model linkage graph from Algorithm 1 as  $\hat{G} = (V, \hat{E})$ .

**Theorem 1.** *Given a user-specified graph  $G$ , assume that  $G^* \subseteq G$ . Under some regularity conditions in the Appendix, the estimated model linkage edge set  $\hat{G}$  from Algorithm 1 achieves linkage selection consistency, i.e.,  $\Pr(\hat{G} = G^*) \rightarrow 1$  as  $n \rightarrow \infty$ .*

Theorem 1 indicates that as long as the user-specified model linkage edge set  $E$  is a superset of the true underlying model linkage edge set  $E^*$ , the estimated model linkage graph  $\hat{E}$  from Algorithm 1 is linkage selection consistent. In other words, the proposed framework is robust to model linkage graph misspecification, i.e., it is able to data adaptively select the correct model linkages and filter out the incorrect model linkages. We will illustrate the finite sample performance of the selection accuracy by Algorithm 1 via numerical studies in the latter section under different settings with model misspecification, model linkage graph misspecification, and data contamination.

**Remark 1.** Theorem 1 assumes that  $E^* \subseteq E$  such that Algorithm 1 achieves linkage selection consistency. Under the case when  $E^* \not\subseteq E$ , the estimated edge set  $\hat{E}$  satisfies  $\Pr\{\hat{E} = (E^* \cap E)\} \rightarrow 1$  as  $n \rightarrow \infty$ . In other words, the proposed method will select the correct edges that are subsets of  $E^*$ .

The following theorem guarantees that the predictive distribution constructed from Algorithm 1 is asymptotically prediction efficient.

**Theorem 2.** *Let  $\hat{p}$  be the constructed predictive distribution for  $\mathcal{L}_1$  via Algorithm 1 based on the model linkage graph  $\hat{G}$ , and let  $s(\cdot)$  be a proper scoring function. Under the same conditions in Theorem 1,  $\hat{p}$  is asymptotically prediction efficient, i.e.,*

$$\frac{\mathbb{E}[s(\hat{p}_{\mathcal{C}(G^*)}, \tilde{y}, \tilde{\mathbf{x}}) - s(p^*, \tilde{y}, \tilde{\mathbf{x}})]}{\mathbb{E}[s(\hat{p}, \tilde{y}, \tilde{\mathbf{x}}) - s(p^*, \tilde{y}, \tilde{\mathbf{x}})]} \rightarrow 1. \quad (3)$$

Note that Theorem 2 holds even when the statistical models for certain learners are misspecified due to the definition of  $G^*$ . In other words, the proposed method yields a predictive distribution that is robust to model misspecification and model linkage graph misspecification.

## 4 Numerical Studies

### 4.1 Linear Regression

We consider a regression setting with six learners  $\mathcal{L}_1, \dots, \mathcal{L}_6$ . The goal is to enhance the predictive performance for  $\mathcal{L}_1$  by incorporating information from the other learners. Data for the six learners are generated as the following:

$$y_i^{(\kappa)} = \begin{cases} \sum_{j=1}^7 \beta_j^{(\kappa)} x_{ij}^{(\kappa)} + \epsilon_i^{(\kappa)} & \text{for } \kappa = 1, 3, 4, \\ \sum_{j=1}^{15} \beta_j^{(\kappa)} x_{ij}^{(\kappa)} + \epsilon_i^{(\kappa)} & \text{for } \kappa = 2, \\ \sum_{j=1}^7 \beta_j^{(\kappa)} (x_{ij}^{(\kappa)} + 5)^2 + \epsilon_i^{(\kappa)} & \text{for } \kappa = 5, \\ \sum_{j=8}^{15} \beta_j^{(\kappa)} x_{ij}^{(\kappa)} + \epsilon_i^{(\kappa)} & \text{for } \kappa = 6, \end{cases}$$

where all regression coefficients are set to equal 0.3 except  $\beta_j^{(4)} = 0.6$  for  $j = 1, \dots, 7$ . Each covariate  $x_{ij}^{(\kappa)}$  is generated from a standard normal distribution for all learners. In addition, the random noise are generated from a standard normal distribution. Since learners  $\mathcal{L}_1$ ,  $\mathcal{L}_2$ , and  $\mathcal{L}_3$  share common parameters, and  $\mathcal{L}_2$  shares common parameters with  $\mathcal{L}_6$ , there are model linkages among learners  $\mathcal{L}_1, \mathcal{L}_2, \mathcal{L}_3$ , and  $\mathcal{L}_6$ . The true underlying model linkage graph  $G^*$  is illustrated on the right panel of Figure 4. Note that there is a model linkage between  $\mathcal{L}_2$  and  $\mathcal{L}_3$  since both share the same common parameters with  $\mathcal{L}_1$ . For simplicity, we set the sample size for all learners to equal  $n$ .

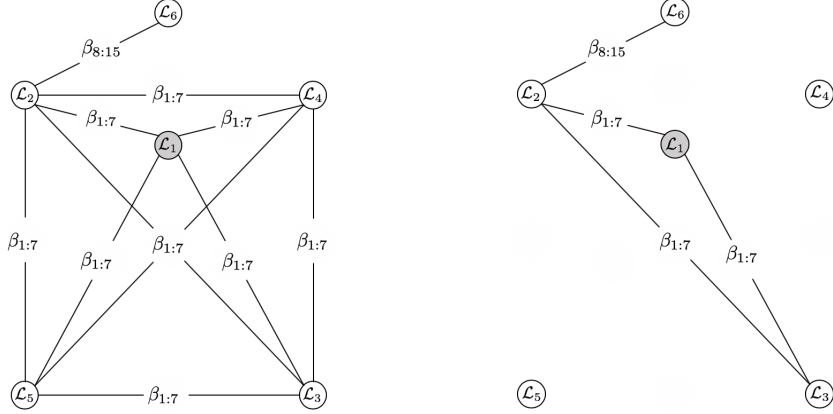


Figure 4: The user-specified model linkage graph  $G$  and the true underlying model linkage graph  $G^*$  are on the left and right panels, respectively.

In practice, the user needs to specify a model linkage graph for the six learners and a statistical model for each learner. For the numerical studies, we specify correct statistical models for  $\kappa = \{1, 2, 3, 4, 6\}$ , and we misspecify  $\mathcal{L}_5$  by assuming that the covariates are linearly related to the response  $y$ . We further restrict  $\beta_j^{(\kappa)}$  to be the same for  $\kappa = 1, \dots, 5$  and  $j = 1, \dots, 7$ . Moreover, we restrict  $\beta_j^{(2)} = \beta_j^{(6)}$  to be the same for  $j = 8, \dots, 15$ . Hence, the model linkage graph is misspecified in the sense that we assume that there exist model linkages between  $\mathcal{L}_4$  and  $\{\mathcal{L}_1, \mathcal{L}_2, \mathcal{L}_3, \mathcal{L}_5\}$ , and between  $\mathcal{L}_5$  and  $\{\mathcal{L}_1, \mathcal{L}_2, \mathcal{L}_3\}$ . The user-specified graph  $G$  is illustrated on the left panel of Figure 4. We apply Algorithm 1 with the aforementioned user-specified graph and impose a multivariate normal distribution,  $N_p(\mathbf{0}, 4\mathbf{I}_p)$ , as the prior distribution for the regression coefficients for all learners.

We compare the proposed greedy algorithm in Algorithm 1 to fitting the model only using data from  $\mathcal{L}_1$ , and using the combined data from  $\mathcal{L}_1$  and  $\mathcal{L}_4$ . Recall that the true regression coefficients in  $\mathcal{L}_4$  are different from that of  $\mathcal{L}_1$ , and thus combining data in  $\mathcal{L}_1$  and  $\mathcal{L}_4$  may lead to estimated regression coefficients that are bias.

In the simulation setting,  $G^* \subseteq G$ . To assess the model linkage selection accuracy, we calculate the selection accuracy as the proportion of times when the estimated model linkage graph  $\hat{G}$  from Algorithm 1 is equal to  $G^*$ . To evaluate the performance across different models, we generate 50 test data for  $\mathcal{L}_1$ , and calculate the mean squared error between the predicted response and the true response in the test data, where the predicted response is obtained by taking the mean of the

posterior predictive distribution for the different models, respectively. In addition, we calculate the length of the 95% prediction interval obtained from the posterior predictive distribution. Results for a range of sample sizes  $n \in \{50, 75, \dots, 150\}$ , averaged over 200 replications, are in Figure 5.

From the left panel of Figure 5, we see that the selection accuracy from Algorithm 1 increases as the sample size increases. When  $n \approx 120$ , the estimated model linkage graph  $\hat{G} = G^*$  with probability approximately one, validating the selection consistency results in Theorem 1. In other words, Algorithm 1 yields a consistent model linkage graph even when the user-specified model linkage graph  $G$  is misspecified as illustrated in Figure 4. From the middle panel of Figure 5, we see that the proposed greedy algorithm yields the lowest prediction mean squared error across the range of sample sizes  $n$ . Combining data from  $\mathcal{L}_1$  and  $\mathcal{L}_4$  without careful thoughts can lead to higher prediction mean squared error as opposed to using data only in  $\mathcal{L}_1$ . Finally, the average length of the 95% prediction interval for the different models are presented in the right panel of Figure 5. We see that the proposed algorithm yields the narrowest prediction interval across the range of  $n$ .

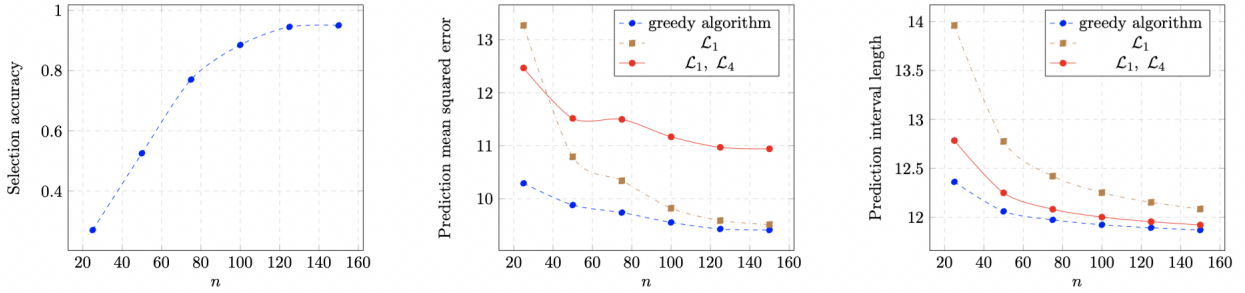


Figure 5: Selection accuracy (left), prediction mean squared error (middle), and length of the 95% prediction interval (right), averaged over 200 replications. Results for model fit using the proposed greedy algorithm, using data only from  $\mathcal{L}_1$ , and using combined data from  $\mathcal{L}_1$  and  $\mathcal{L}_4$  are reported.

## 4.2 Logistic Regression

In this section, we illustrate that the proposed framework can be employed for classification problems. We perform a numerical study with five learners  $\mathcal{L}_1, \dots, \mathcal{L}_5$ , with the goal of enhancing the prediction accuracy of  $\mathcal{L}_1$ . For each learner, we generate the covariates independently from a uniform distribution on the closed interval  $[-1, 1]$ . Then, the response variable is generated as the following:

$$\text{logit}(y_i^{(\kappa)}) = \begin{cases} (\mathbf{x}_i^{(\kappa)})^T \boldsymbol{\beta}^* & \text{for } \kappa = 1, 2, 3, 4, \\ 0 & \text{for } \kappa = 5, \end{cases}$$

where  $\boldsymbol{\beta}^* = \{-0.8, -0.5, -0.2, 0.1, 0.4, 0.7, 1.0, 1.3, 1.6\}^T$ . Learners  $\mathcal{L}_1, \mathcal{L}_2, \mathcal{L}_3$ , and  $\mathcal{L}_4$  share common parameters  $\boldsymbol{\beta}^*$ , and there are model linkages among  $\mathcal{L}_1, \mathcal{L}_2, \mathcal{L}_3$ , and  $\mathcal{L}_4$ . Learner  $\mathcal{L}_5$  indicates that  $y_i^{(5)}$  follows a Bernoulli distribution with probability 0.5, and is independent of the covariates.

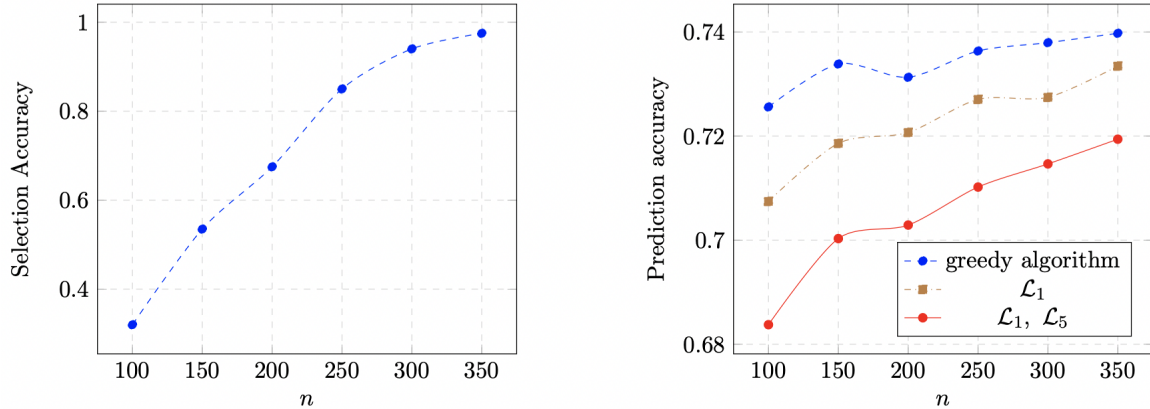


Figure 6: Selection accuracy and prediction mean squared error, averaged over 200 replications, for the logistic regression experiment. Results for model fit using the proposed greedy algorithm, using data only from  $\mathcal{L}_1$ , and using combined data from  $\mathcal{L}_1$  and  $\mathcal{L}_5$  are reported.

Thus, there are no model linkages between  $\mathcal{L}_5$  and the other learners. We again set the sample sizes for all learners to equal  $n$  for simplicity.

We compare Algorithm 1 to model fit using data only in  $\mathcal{L}_1$  and combined data from  $\mathcal{L}_1$  and  $\mathcal{L}_5$ . To evaluate the performance across different methods, we calculate the selection accuracy and prediction accuracy. For Algorithm 1, we specify an incorrect model linkage graph in which all learners are connected, and fit the same logistic regression model for all learners. We impose a multivariate normal distribution,  $\mathcal{N}(\mathbf{0}, 4\mathbf{I})$ , as the prior distribution for the regression coefficients for all learners. Results for a range of sample sizes  $n = \{100, 150, \dots, 350\}$ , averaged over 200 replications, are in Figure 6.

From the left panel of Figure 6, we see that the selection accuracy converges to one as we increase the sample size  $n$  for each learner. That is, the greedy algorithm chooses not to include information from  $\mathcal{L}_5$ , even when the user-specified model linkage graph incorrectly specifies that there are model linkages between  $\mathcal{L}_5$  and the other learners. In addition, the proposed greedy algorithm yields the highest prediction error, whereas model fit using data combined from  $\mathcal{L}_1$  and  $\mathcal{L}_5$  yields the lowest prediction error.

### 4.3 Logistic Regression with Data Contamination on a Breast Cancer Database

Data contamination is an important issue when one decides whether to incorporate information from other learners. In practice, when several data sources are collected such that they have the same covariates, users tend to analyze the combined dataset on account of getting more information. However, if certain data sources are corrupted or contaminated, it is crucial to be able to discriminate them and avoid incorporating information from the contaminated learners. In this section, we illustrate that Algorithm 1 is robust against data contamination on some data sources.

We consider the Wisconsin Breast Cancer database (Mangasarian et al. 1995). The data consists of a response variable recording whether a cancer tissue is benign or malignant with 9 covariates for

a total of 699 subjects. We randomly choose 100 samples as the test data for evaluating prediction accuracy. Then, the data are randomly divided into 10 learners, in which each learner has  $n$  samples. Since the data from the 10 learners  $\mathcal{L}_1, \mathcal{L}_2, \dots, \mathcal{L}_{10}$  are subsamples of the original data set, we assume that the regression coefficients are the same across all learners. We then contaminate the data in  $\mathcal{L}_{10}$  such that the binary response is flipped.

We apply Algorithm 1 with a misspecified model linkage graph by assuming that all learners are linked among each other. For each learner, we assume a logistic regression model with an intercept and 9 covariates. For simplicity, we impose the prior distribution  $\mathcal{N}(0, 4^2)$  on all of the regression coefficients. The prediction accuracy for the proposed method, model fit using  $\mathcal{L}_1$ , and model fit using the combined data  $\mathcal{L}_1$  and  $\mathcal{L}_{10}$ , averaged over 200 replications, are reported in Table 1.

From Table 1, we see that naively combining data from  $\mathcal{L}_1$  and  $\mathcal{L}_{10}$  will lead to a much lower prediction accuracy than the model using only data from  $\mathcal{L}_1$ . Our proposed method, on the other hand, chooses to not incorporate information from  $\mathcal{L}_{10}$  in a data adaptive manner, even when the user-specified model linkage graph imposes model linkages between  $\mathcal{L}_{10}$  and the other learners. By combining data sources adaptively, our proposed method yields a prediction accuracy that is much higher than the model fit using data from  $\mathcal{L}_1$  alone, for both cases when  $n = \{25, 50\}$ .

Table 1: Prediction accuracy, averaged over 200 replications, for  $n = \{25, 50\}$ . Results for the proposed greedy algorithm, model fit using  $\mathcal{L}_1$ , and model fit using the combined data from  $\mathcal{L}_1$  and  $\mathcal{L}_{10}$  are reported.

number of samples	proposed method	$\mathcal{L}_1$	$\mathcal{L}_1$ and $\mathcal{L}_{10}$
$n = 25$	0.928	0.844	0.500
$n = 50$	0.952	0.894	0.498

#### 4.4 Integrating Information on Kidney Cancer Data

In this section, we analyze the kidney cancer data considered in Maity et al. (2019). The kidney cancer data consists of 33 different types of tumors, with a total number of  $n = 8108$  samples and up to  $p = 198$  proteins for the different types of tumors. Note that each tumor type may have different number of proteins. To study the association between patients’ survival time and proteins, Maity et al. (2019) fit an accelerated failure time model with a log-normal assumption, from which they identified eight proteins that are most related to patients’ survival time.

We now illustrate that integrating information from related cancer tumors using the proposed method can improve the prediction accuracy of patients’ survival time. For simplicity, we consider only patients that are not alive at the observed survival time, and fit a linear regression with a log-transformed survival time. We consider three types of tumors: (i) kidney renal clear cell carcinoma (KIRC),  $\mathcal{L}_1$ ; (ii) kidney renal papillary cell carcinoma (KIRP),  $\mathcal{L}_2$ ; (iii) and uterine corpus endometrial carcinoma (UCEC),  $\mathcal{L}_3$ , each of which has 146, 24, and 34 samples, respectively. Moreover, we pick three proteins “PCADHERIN”, “GAB2”, and “HER3-pY1298” from the eight candidates identified in Maity et al. (2019) as the covariates, due to the small sample size of KIRP.

The three proteins have been well studied and are all well-known for kidney tumor growth and invasion (Blaschke et al. 2002, Duckworth et al. 2016, Akbani et al. 2014). In particular, the PCADHERIN has been considered as one of the most important proteins for kidney cancer (Maity et al. 2019). Both KIRC and KIRP originate from cells in the proximal convoluted tubules of the nephron (Chen et al. 2016), and thus it is reasonable to assume that PCADHERIN has similar effect on log-transformed survival time of the patients with KIRC and KIRP. On the other hand, PCADHERIN should have a different effect on UCEC since UCEC is a type of uterine cancer.

To set-up a model linkage graph for our proposed method, we assume that there are model linkages among KIRP, KIRC, and UCEC by restricting the effect of PCADHERIN on survival time to be the same across three tumors types. We fit a linear regression model with a log-transformed response, i.e.,  $\log(y_i^{(\kappa)}) = \sum_{j=1}^3 x_{ij}^{(\kappa)} \beta_j^{(\kappa)} + \epsilon_i^{(\kappa)}$ , where the indices  $i$ ,  $j$ , and  $\kappa$  denote the  $i$ th subject, the  $j$ th protein, and the  $\kappa$ th tumor type. For simplicity, we assume that the random noise is normally distributed with different variances to account for heterogeneity across different tumor types,  $\epsilon_i^{(\kappa)} \sim \mathcal{N}(0, \sigma_\kappa^2)$ . Let  $\beta_1^{(1)} = \beta_1^{(2)} = \beta_1^{(3)}$  be the regression coefficient for PCADHERIN across the three cancer types, where we restrict the regression coefficients to be equal.

We compare the prediction accuracy of the proposed greedy algorithm to model fit using only data from  $\mathcal{L}_1$ , i.e., KIRC. To this end, we sample 20 data points from  $\mathcal{L}_1$  such that the sample sizes across three tumor types are approximately the same. We treat the remaining data points as testing data. The prior distributions of the regression coefficients are assumed to be standard normal, and the prior distributions for the three intercepts are assumed to follow a normal distribution with mean 10 and variance one. Moreover, we assume that  $\sigma_\kappa^2 \sim \text{InvGamma}(2, 1)$  for  $\kappa = 1, 2, 3$ , where InvGamma indicates the inverse gamma distribution. We repeat the aforementioned experiments 100 times by sub-sampling 20 data points from  $\mathcal{L}_1$  for training the model.

Our proposed method in Algorithm 1 incorporates information from  $\mathcal{L}_2$  to  $\mathcal{L}_1$  65% of the time, indicating that it is very likely that the two kidney cancer data share the same regression coefficient for PCADHERIN. Among all experiments, our method chooses  $\mathcal{L}_3$  20% of the time, which indicates that there is less chance that UCEC also shares the same regression coefficient for PCADHERIN, compared to that of  $\mathcal{L}_2$ . The average prediction mean squared error (standard error) for our proposed method is 1.69 (0.027), compared to that of model fit using data only from  $\mathcal{L}_1$  1.74 (0.031). Note that the model fit using data from  $\mathcal{L}_1$ ,  $\mathcal{L}_2$  always has output 1.66 (0.024). The results show that both the prediction error and standard error can decrease when information are shared between  $\mathcal{L}_1$  and  $\mathcal{L}_2$ .

## 5 Discussion

With the rapid growth of low-cost data collection devices and decentralized learners, data analysts are faced with an important challenge to integrate information across a set of learners with diverse data sources. However, naively combining data sources and fitting a joint model on all data sources can lead to bias estimates with low prediction accuracy due to model misspecification or misspecified model linkage graph. We proposed a general framework that is robust against model misspecification and misspecified model linkage graph to enhance the predictive performance of learner  $\mathcal{L}_1$  by

integrating information from other learners. The proposed method integrate information through parameter linkages by sharing parameters, and thus the data sources do not need to be transmitted across learners. We showed that the proposed method achieves linkage selection consistency and is asymptotically prediction efficient. The theoretical properties are established under the regime in which the number of learners  $M$  is fixed, and that the dimension of the parameters is fixed. An interesting future work is to study the theoretical properties of the proposed framework under the regime in which the number of learners,  $M$ , and the dimension of the parameters are allowed to diverge as a function of the sample size.

The proposed method is naturally compatible with decentralized learning that involves *internet-of-things* requiring low-energy consumption (Da Xu et al. 2014), *smart sensors* with limited hardware capacities (Zhou et al. 2016), or *decentralized networks* with limited communication bandwidths (Xiao & Luo 2005). In the following, we briefly describe the connection between the proposed framework and existing methods on data integration and distributed learning.

**Data Integration.** Integrating information from different data sources have been studied in the context of data integration (see, for instance, Tang & Song 2016, Li & Li 2018, and the references therein). When there is a unified model across multiple data sources, it is possible to improve statistical efficiency either through parameter sharing or by fitting a model using the combined data. For instance, Tang & Song (2016) employed a fused lasso approach to encourage the regression coefficients for different data sources to be similar. Li & Li (2018) developed an integrative linear discriminant analysis method by combining the different data sources, and showed that the classification accuracy can be improved compared to that of using a single data source. To handle multiple parametric models, some earlier work pre-specified certain constraints on latent variables in order to utilize heterogenous data sources. For example, in the study of gene regulatory networks, Jensen et al. (2007) proposed a Bayesian hierarchical model to integrate gene expression data, ChIP binding data, and promoter sequence data to infer statistical relationships between transcription factors and genes. The uniqueness of our work compared with the existing methods is that our proposed method allows for a set of learners with diverse learning objectives and distinct statistical models. The set of learners share information only through linked parameters of interest. Therefore, the general method in Section 3 can be used to help any learner to efficiently identify cooperative learners when prior information is lacking.

**Distributed Learning.** Data privacy has gained much attention in recent years, especially in the context of distributed learning where data curators do not wish to share the original data. This motivates some recent advancements in distributed learning method such as the *federated learning*, where the central server sends the current global statistical model to a set of selected clients, and then each client updates the model parameter with local data and returns the updates back to the central server (Shokri & Shmatikov 2015, Konečný et al. 2016). The objective function for federated learning is typically formulated as

$$\underset{\boldsymbol{\theta}}{\text{minimize}} F(\boldsymbol{\theta}) := \sum_{\kappa=1}^M \frac{n_{\kappa}}{n} F_{\kappa}(\boldsymbol{\theta}), \quad \text{where} \quad F_{\kappa}(\boldsymbol{\theta}) = \frac{1}{n_{\kappa}} \sum_{i=1}^{n_{\kappa}} f_{\kappa}(\boldsymbol{\theta}; (\mathbf{x}_i, y_i)), \quad (4)$$

where  $f_\kappa(\boldsymbol{\theta})$  and  $n_\kappa$  is the prediction loss and the sample size for the  $\kappa$ th client. To optimize over  $\boldsymbol{\theta}$ , each client locally takes one iteration of (stochastic) gradient descent on the current parameter using its local data, and then the server takes a weighted average of the resulting parameters. Within a similar context, [Jordan et al. \(2019\)](#) proposed a communication-efficient surrogate likelihood framework for solving distributed statistical estimation problems which provably improves upon simple averaging schemes.

A related counterpart of the Bayesian approach is to minimize a proper scoring function ([Dawid et al. 2015](#)), e.g., the negative log-likelihood function, padded with some form of regularization. In the context of our proposed framework, consider a set of learners each holding a data source  $\mathbf{D}^{(\kappa)}$  and objective function  $f_{\boldsymbol{\theta}_\kappa}^{(\kappa)}$ , a set of optimization constraints  $\mathcal{C}$ . The unknown parameters can be estimated by solving the following optimization problem

$$\min_{\boldsymbol{\theta}_1, \dots, \boldsymbol{\theta}_M} \sum_{\kappa=1}^M f_{\boldsymbol{\theta}_\kappa}^{(\kappa)}(\mathbf{D}^{(\kappa)}) + R(\boldsymbol{\theta}_1, \dots, \boldsymbol{\theta}_M), \quad \text{subject to } \mathcal{C}, \quad (5)$$

with  $R$ , a suitably chosen regularization function. Without the constraint  $\mathcal{C}$ , (5) is equivalent to optimizing  $M$  individual objectives separately. The federated learning framework could be recast as a special case of the above formulation, when the models are restricted to be the same among different learners. Even in the federated learning context, considerations of user misspecification or adversarial attacks are relatively new ([Yin et al. 2018](#), [Alistarh et al. 2018](#), [Cao & Lai 2019](#)), and the proposed notion of prediction efficiency and selection consistency are readily applicable. Moreover, in a general statistical learning where parameters may lose interpretability, it is still possible to build linkages among learners to reduce the overall model complexity and thus generalization errors. For example, [Diao et al. \(2020, 2019\)](#) recently showed that appropriately restricting deep neural network parameters can significantly improve the performance of multi-modal image generation, compared with state-of-the-art methods that train an image generator separately from each data modality. From a learning-theoretic perspective, the structural risk bound can be reduced by restricting the size of the function spaces through  $\mathcal{C}$ . When each learner’s predictive performance is not severely biased by other learners compared with its reduced variance, it is worth establishing a joint optimization in the form of Problem (5). We leave this for future work.

## Acknowledgement

We thank Dr. Veera Baladandayuthapani for sharing the kidney cancer data in [Maity et al. \(2019\)](#).

## References

- Akbani, R., Ng, K. s., Werner, H., Shahmoradgoli, M., Zhang, F., Ju, Z., Liu, W., Yang, J.-Y., Yoshihara, K., Li, J., Ling, S., Seviour, E., Ram, P., Minna, J., Diao, L., Tong, P., Heymach, J., Hill, S., Dondelinger, F. & Mills, G. (2014), ‘A pan-cancer proteomic perspective on The Cancer Genome Atlas.’, **5**(1), 1–15.

- Alistarh, D., Allen-Zhu, Z. & Li, J. (2018), Byzantine stochastic gradient descent, in ‘Advances in Neural Information Processing Systems ’, pp. 4613–4623.
- Blangiardo, M., Hansell, A. & Richardson, S. (2011), ‘A Bayesian model of time activity data to investigate health effect of air pollution in time series studies’, *Atmospheric Environment* **45**(2), 379–386.
- Blaschke, S., Müller, C., Markovic-Lipkovski, J., Puch, S., Miosge, N., Becker, V., Mueller, G. & Klein, G. (2002), ‘Expression of cadherin-8 in renal cell carcinoma and fetal kidney’, *International Journal of Cancer* **101**(4), 327–334.
- Boyd, S., Parikh, N., Chu, E., Peleato, B., Eckstein, J. et al. (2011), ‘Distributed optimization and statistical learning via the alternating direction method of multipliers’, *Foundations and Trends in Machine Learning* **3**(1), 1–122.
- Cao, G. & Jin, Y. Q. (2007), ‘A hybrid algorithm of the BP-ANN/GA for classification of urban terrain surfaces with fused data of Landsat ETM+ and ERS-2 SAR’, *International Journal of Remote Sensing* **28**(2), 293–305.
- Cao, X. & Lai, L. (2019), ‘Distributed gradient descent algorithm robust to an arbitrary number of byzantine attackers’, *IEEE Transactions on Signal Processing* **67**(22), 5850–5864.
- Cawley, G. & Talbot, N. (2010), ‘On over-fitting in model selection and subsequent selection bias in performance evaluation’, *Journal of Machine Learning Research* **11**, 2079–2107.
- Chen, F., Zhang, Y., Şenbabaoğlu, Y., Ciriello, G., Yang, L., Reznik, E., Shuch, B., Micevic, G., De Velasco, G., Shinbrot, E. et al. (2016), ‘Multilevel genomics-based taxonomy of renal cell carcinoma’, *Cell Reports* **14**(10), 2476–2489.
- Clarke, K. A. (2005), ‘The phantom menace: omitted variable bias in econometric research’, *Conflict Management and Peace Science* **22**(4), 341–352.
- Da Xu, L., He, W. & Li, S. (2014), ‘Internet of things in industries: a survey’, *IEEE Transactions on Industrial Informatics* **10**(4), 2233–2243.
- Danaher, P., Wang, P. & Witten, D. M. (2014), ‘The joint graphical lasso for inverse covariance estimation across multiple classes’, *Journal of the Royal Statistical Society: Series B* **76**(2), 373–397.
- Dawid, A. P., Musio, M. et al. (2015), ‘Bayesian model selection based on proper scoring rules’, *Bayesian Analysis* **10**(2), 479–499.
- Diao, E., Ding, J. & Tarokh, V. (2019), ‘Restricted recurrent neural networks’, *2019 IEEE International Conference on Big Data* .
- Diao, E., Ding, J. & Tarokh, V. (2020), ‘Multimodal controller for generative models’, *arXiv preprint arXiv:2002.02572* .

- Ding, J., Tarokh, V. & Yang, Y. (2018), ‘Model selection techniques—an overview’, *IEEE Signal Processing Magazine* **35**(6), 16–34.
- Domowitz, I. & White, H. (1982), ‘Misspecified models with dependent observations’, *Journal of Econometrics* **20**(1), 35–58.
- Duckworth, C., Zhang, L., Carroll, S., Ethier, S. & Cheung, H. (2016), ‘Overexpression of GAB2 in ovarian cancer cells promotes tumor growth and angiogenesis by upregulating chemokine expression’, *Oncogene* **35**(31), 4036–4047.
- Gneiting, T. & Raftery, A. E. (2007), ‘Strictly proper scoring rules, prediction, and estimation’, *Journal of the American Statistical Association* **102**(477), 359–378.
- Guo, P., Zhang, J., Wang, L., Yang, S., Luo, G., Deng, C., Wen, Y. & Zhang, Q. (2017), ‘Monitoring seasonal influenza epidemics by using internet search data with an ensemble penalized regression model’, *Scientific Reports* **7**(1), 46469.
- Jacob, P. E., Murray, L. M., Holmes, C. C. & Robert, C. P. (2017), ‘Better together? statistical learning in models made of modules’, *arXiv preprint arXiv:1708.08719*.
- Jensen, S. T., Chen, G., Stoeckert Jr, C. J. et al. (2007), ‘Bayesian variable selection and data integration for biological regulatory networks’, *The Annals of Applied Statistics* **1**(2), 612–633.
- Jordan, M. I., Lee, J. D. & Yang, Y. (2019), ‘Communication-efficient distributed statistical inference’, *Journal of the American Statistical Association* **114**(526), 668–681.
- Konečný, J., McMahan, H. B., Yu, F. X., Richtárik, P., Suresh, A. T. & Bacon, D. (2016), ‘Federated learning: strategies for improving communication efficiency’, *arXiv preprint arXiv:1610.05492*.
- Kong, F., Li, X., Wang, H., Xie, D., Li, X. & Bai, Y. (2016), ‘Land cover classification based on fused data from GF-1 and MODIS NDVI time series’, *Remote Sensing* **8**(9), 741.
- Lee, J. D., Lin, Q., Ma, T. & Yang, T. (2017), ‘Distributed stochastic variance reduced gradient methods by sampling extra data with replacement’, *Journal of Machine Learning Research* **18**(1), 4404–4446.
- Lee, J. D., Liu, Q., Sun, Y. & Taylor, J. E. (2017), ‘Communication-efficient sparse regression’, *Journal of Machine Learning Research* **18**(1), 115–144.
- Li, B., Cen, S., Chen, Y. & Chi, Y. (2019), ‘Communication-efficient distributed optimization in networks with gradient tracking’, *arXiv preprint arXiv:1909.05844*.
- Li, Q. & Li, L. (2018), ‘Integrative linear discriminant analysis with guaranteed error rate improvement’, *Biometrika* **105**(4), 917–930.

- Liu, D., Liu, R. Y. & Xie, M. (2015), ‘Multivariate meta-analysis of heterogeneous studies using only summary statistics: efficiency and robustness’, *Journal of the American Statistical Association* **110**(509), 326–340.
- Liu, F., Bayarri, M., Berger, J. et al. (2009), ‘Modularization in Bayesian analysis, with emphasis on analysis of computer models’, *Bayesian Analysis* **4**(1), 119–150.
- Lunn, D., Best, N., Spiegelhalter, D., Graham, G. & Neuenschwander, B. (2009), ‘Combining MCMC with ‘sequential’ PKPD modeling’, *Journal of Pharmacokinetics and Pharmacodynamics* **36**(1), 19.
- Lunn, D. J., Thomas, A., Best, N. & Spiegelhalter, D. (2000), ‘WinBUGS - a Bayesian modelling framework: concepts, structure, and extensibility’, *Statistics and Computing* **10**(4), 325–337.
- Ma, J. & Michailidis, G. (2016), ‘Joint structural estimation of multiple graphical models’, *Journal of Machine Learning Research* **17**(1), 5777–5824.
- Maity, A., Bhattacharya, A., Mallick, B. & Baladandayuthapani, V. (2019), ‘Bayesian data integration and variable selection for pan-cancer survival prediction using protein expression data’, *Biometrics* **76**(1), 316–325.
- Mangasarian, O. L., Street, W. N. & Wolberg, W. H. (1995), ‘Breast cancer diagnosis and prognosis via linear programming’, *Operations Research* **43**(4), 570–577.
- McMahan, H. B., Moore, E., Ramage, D., Hampson, S. et al. (2016), ‘Communication-efficient learning of deep networks from decentralized data’, *arXiv preprint arXiv:1602.05629*.
- Ngiam, J., Khosla, A., Kim, M., Nam, J., Lee, H. & Ng, A. Y. (2011), Multimodal deep learning, in ‘International Conference on Machine Learning’, pp. 689–696.
- Ogle, K., Barber, J., Sartor, K. et al. (2013), ‘Feedback and modularization in a Bayesian meta-analysis of tree traits affecting forest dynamics’, *Bayesian Analysis* **8**(1), 133–168.
- Parry, M., Dawid, A. P. & Lauritzen, S. (2012), ‘Proper local scoring rules’, *Annals of Statistics* **40**(1), 561–592.
- Plummer, M. (2015), ‘Cuts in Bayesian graphical models’, *Statistics and Computing* **25**(1), 37–43.
- Shi, W., Ling, Q., Yuan, K., Wu, G. & Yin, W. (2014), ‘On the linear convergence of the ADMM in decentralized consensus optimization’, *IEEE Transactions on Signal Processing* **62**(7), 1750–1761.
- Shokri, R. & Shmatikov, V. (2015), Privacy-preserving deep learning, in ‘Proceedings of the 22nd ACM SIGSAC Conference on Computer and Communications Security’, ACM, pp. 1310–1321.
- Simmonds, M. & Higgins, J. (2007), ‘Covariate heterogeneity in meta-analysis: criteria for deciding between meta-regression and individual patient data’, *Statistics in Medicine* **26**(15), 2982–2999.

- Sivarajah, U., Kamal, M. M., Irani, Z. & Weerakkody, V. (2017), ‘Critical analysis of big data challenges and analytical methods’, *Journal of Business Research* **70**, 263–286.
- Tang, L. & Song, P. X. (2016), ‘Fused lasso approach in regression coefficients clustering: learning parameter heterogeneity in data integration’, *Journal of Machine Learning Research* **17**(1), 3915–3937.
- Tang, L., Zhou, L. & Song, P. X. (2019), ‘Fusion learning algorithm to combine partially heterogeneous cox models’, *Computational Statistics* **34**(1), 395–414.
- Vonesh, E. F., Greene, T. & Schluchter, M. D. (2006), ‘Shared parameter models for the joint analysis of longitudinal data and event times’, *Statistics in Medicine* **25**(1), 143–163.
- Wen, X. & Stephens, M. (2014), ‘Bayesian methods for genetic association analysis with heterogeneous subgroups: from meta-analyses to gene-environment interactions’, *The Annals of Applied Statistics* **8**(1), 176.
- Xiao, J.-J. & Luo, Z.-Q. (2005), ‘Universal decentralized detection in a bandwidth-constrained sensor network’, *IEEE Transactions on Signal Processing* **53**(8), 2617–2624.
- Xingjian, S., Chen, Z., Wang, H., Yeung, D.-Y., Wong, W.-K. & Woo, W.-C. (2015), Convolutional LSTM network: a machine learning approach for precipitation nowcasting, in ‘Advances in Neural Information Processing Systems’, pp. 802–810.
- Yang, S., Santillana, M. & Kou, S. (2015), ‘Accurate estimation of influenza epidemics using Google search data via ARGO’, *Proceedings of the National Academy of Sciences of the United States of America* **112**(47), 14473–14478.
- Yin, D., Chen, Y., Ramchandran, K. & Bartlett, P. (2018), ‘Byzantine-robust distributed learning: towards optimal statistical rates’, *arXiv preprint arXiv:1803.01498*.
- Zhou, Q., Li, D., Kar, S., Huie, L. M., Poor, H. V. & Cui, S. (2016), ‘Learning-based distributed detection-estimation in sensor networks with unknown sensor defects’, *IEEE Transactions on Signal Processing* **65**(1), 130–145.
- Zuech, R., Khoshgoftaar, T. M. & Wald, R. (2015), ‘Intrusion detection and big heterogeneous data: a survey’, *Journal of Big Data* **2**(1), 3.